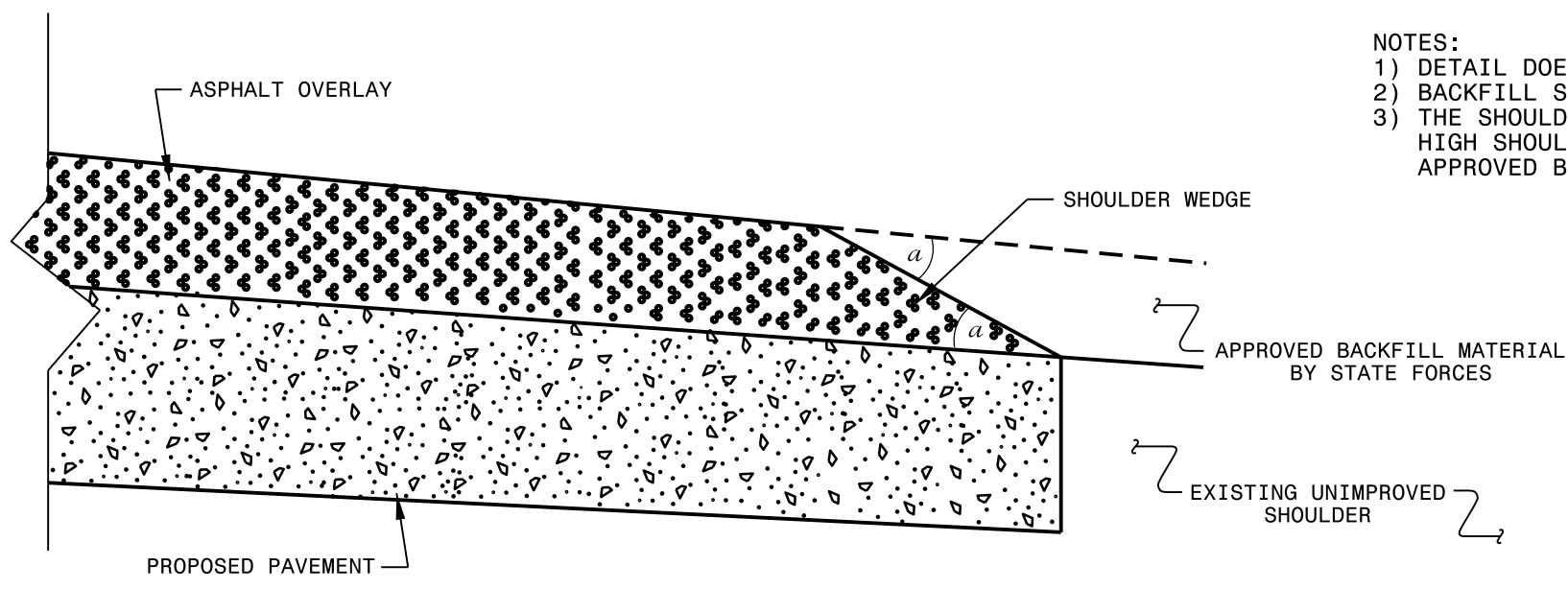
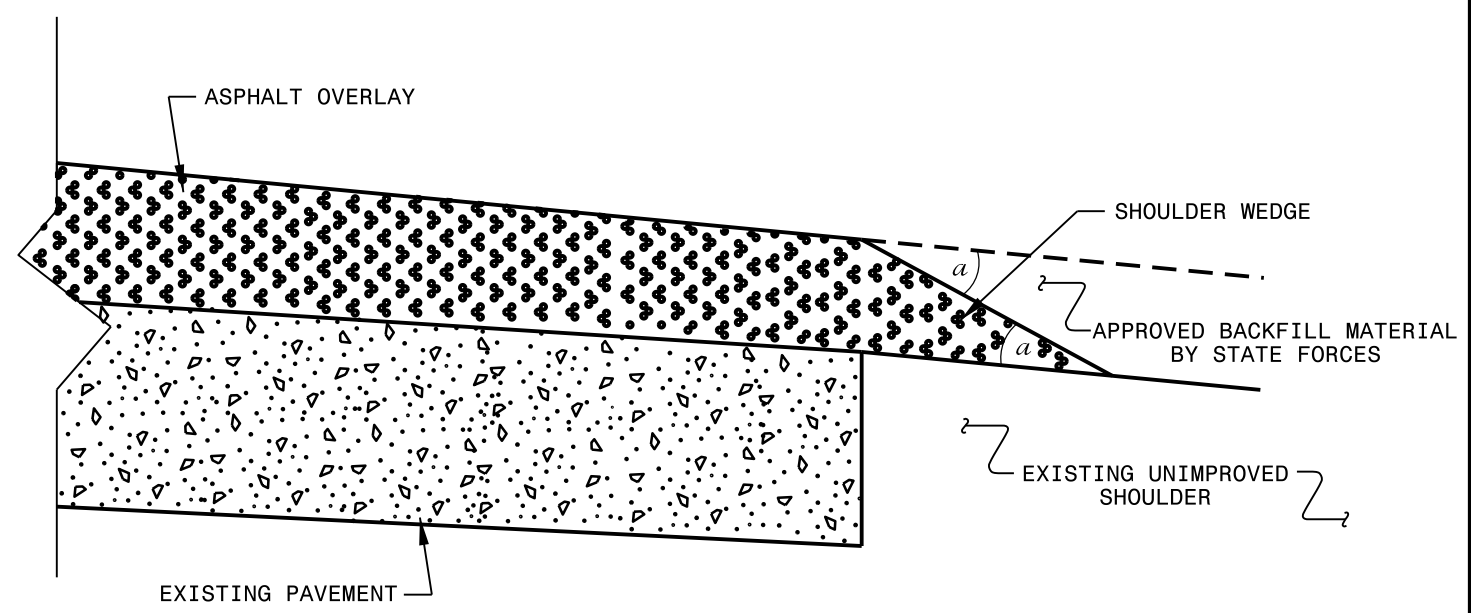


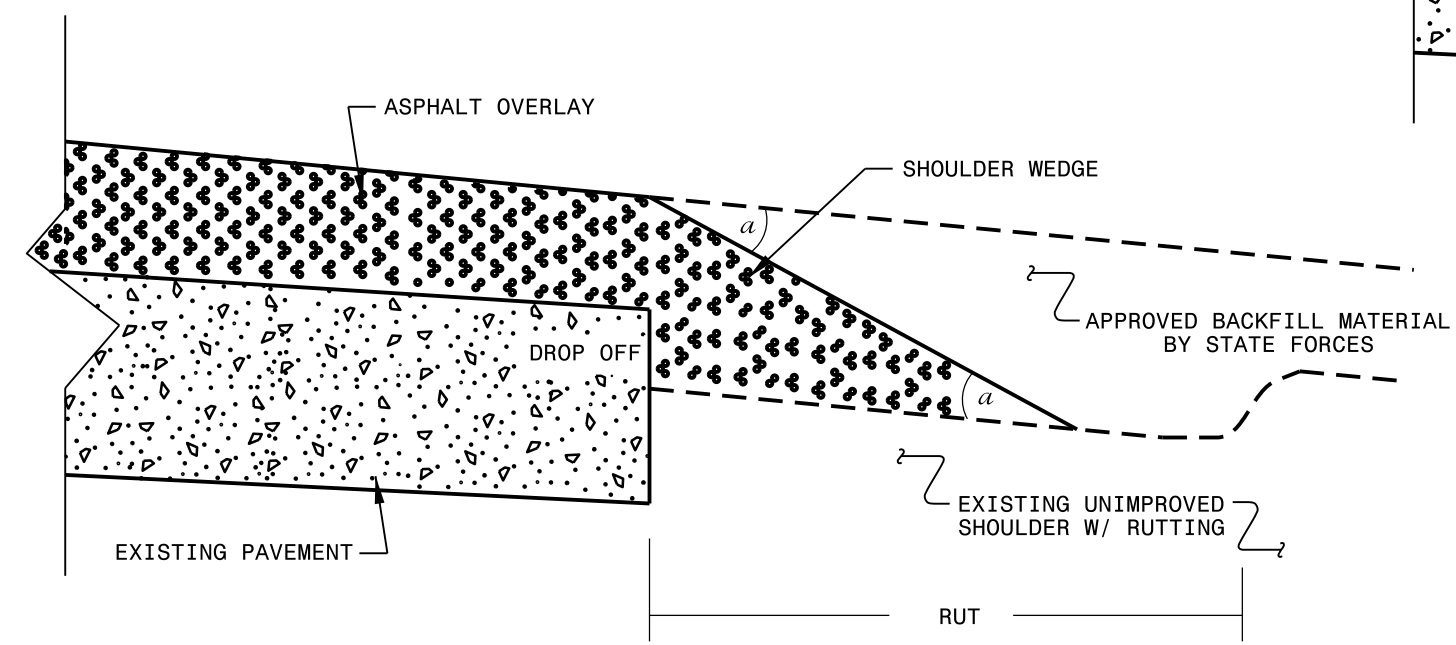
- NOTES:
 1) DETAIL DOES NOT APPLY TO OGAFc AND ULTRA-THIN BONDED WEARING COURSE.
 2) BACKFILL SHOULDER WITH APPROVED MATERIAL.
 3) THE SHOULDER WEDGE DEVICE MAY BE DISENGAGED AT PAVED DRIVEWAYS, SIDE STREETS, HIGH SHOULDERS, AND OTHER LOCATIONS NOT FEASIBLE TO CONSTRUCT AS APPROVED BY THE ENGINEER.



SHOULDER WEDGE DETAIL
 (Resurfacing Projects w/ Widening or with Existing Paved Shoulder having no dropoffs)



SHOULDER WEDGE DETAIL
 (Resurfacing Projects w/ NO Widening)



SHOULDER WEDGE DETAIL
 (Resurfacing Adjacent to Rutted Shoulder)

- SHOULDER WEDGE ANGLE = 30°

**CONTRACT STANDARDS
AND DEVELOPMENT UNIT**
 Office 919-707-6950 FAX 919-250-4119

**SHOULDER WEDGE
DETAILS**

ORIGINAL BY: T.SPELL	DATE: 7-19-11
MODIFIED BY:	DATE: 10/16/12
CHECKED BY:	DATE:
FILE SPEC.: s:\usr\details\stand\shoulderwedge\shoulderwedge\shoulderwedgedetail.dgn	

\$\$\$\$\$
 \$SYTIME\$\$\$\$\$
 \$SYTIME\$\$\$\$\$
 \$SYTIME\$\$\$\$\$
 \$SYTIME\$\$\$\$\$