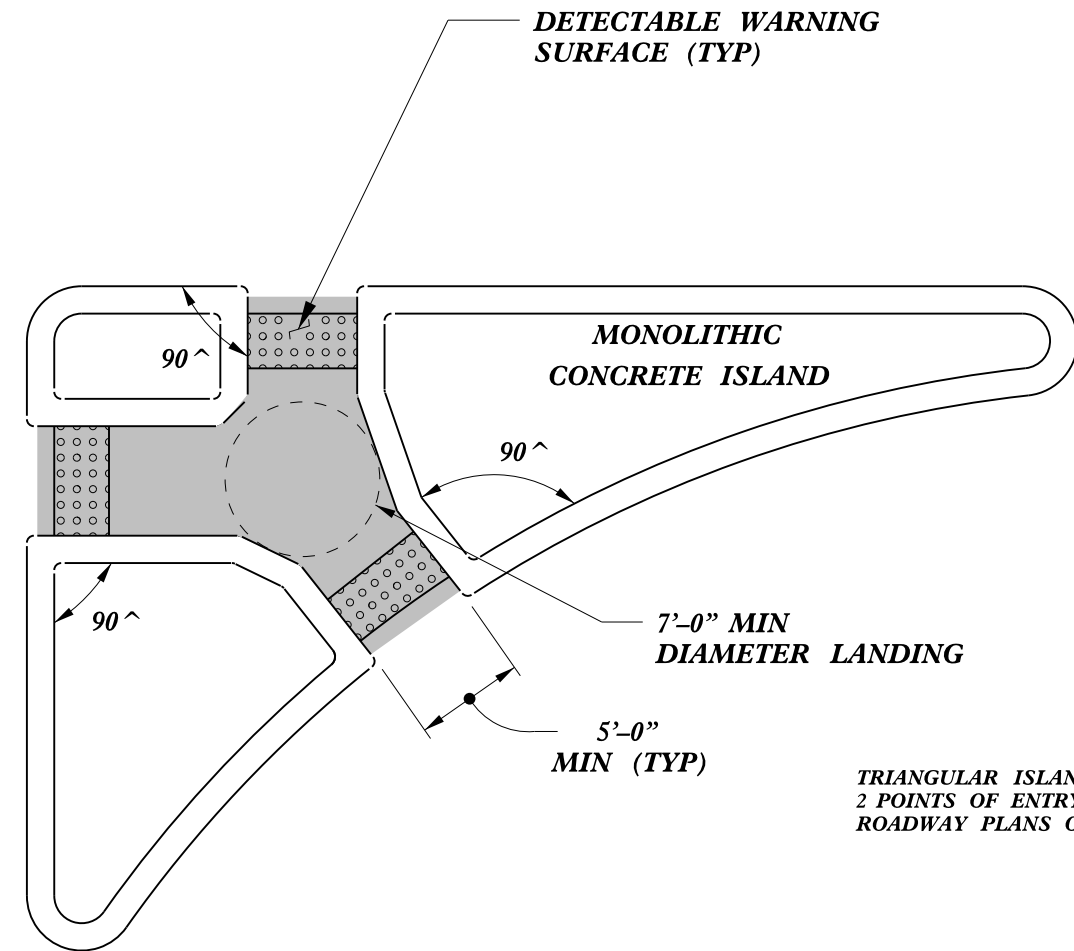


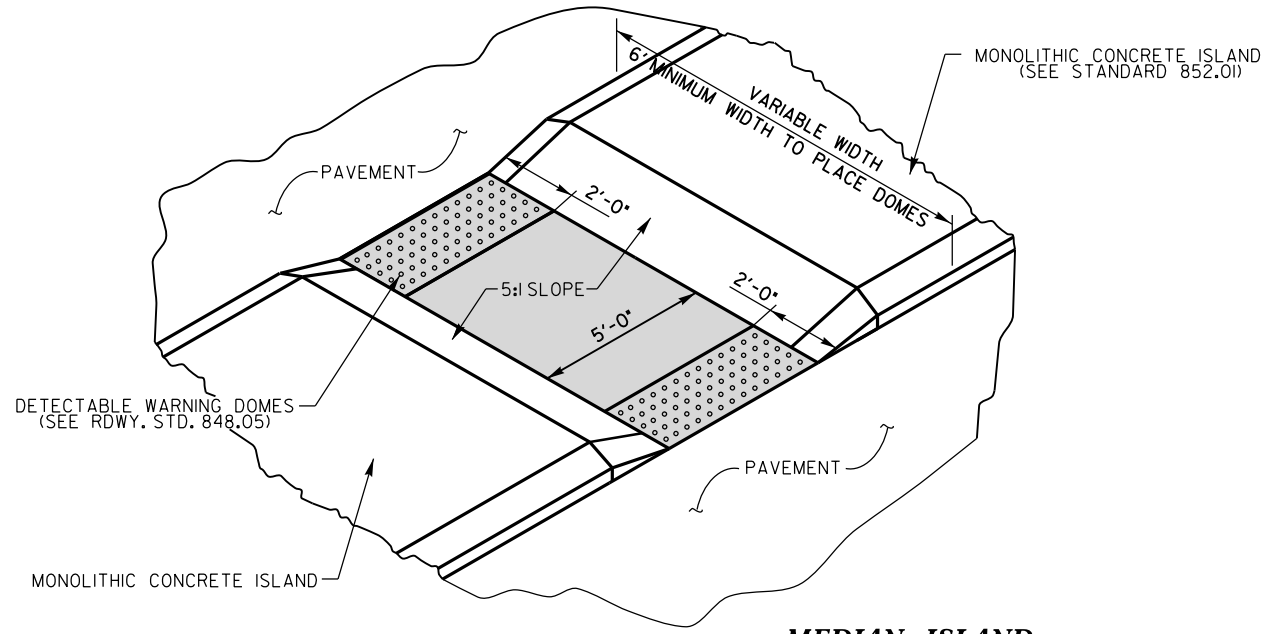
ETC.

PAY LIMITS FOR 2 OR 3 CURB RAMPS
(CALCULATE BASED ON NUMBER OF
SETS OF TRUNCATED DOMES)

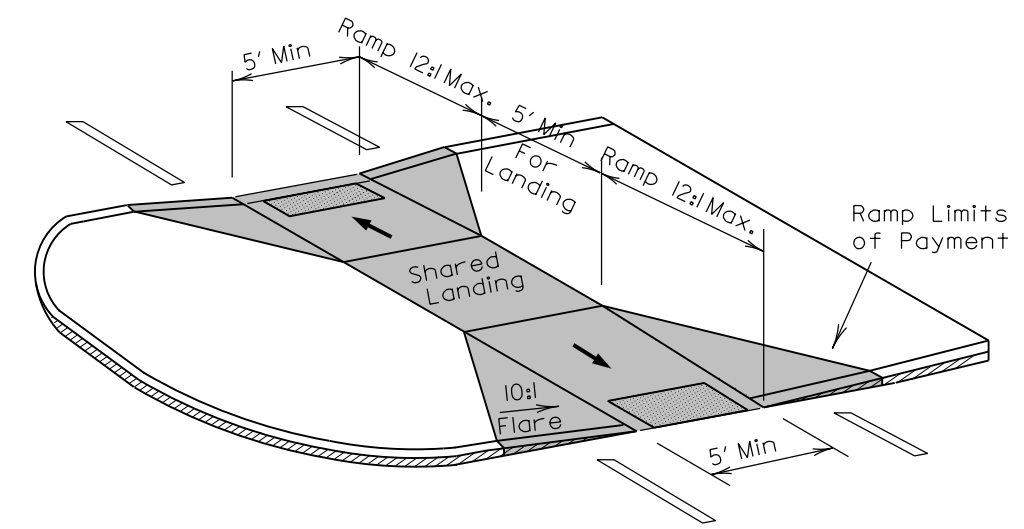


TRIANGULAR ISLANDS MAY BE CONSTRUCTED WITH ONLY
2 POINTS OF ENTRY AND EXIT AS SHOWN IN THE
ROADWAY PLANS OR AS DIRECTED BY THE ENGINEER.

**TRIANGULAR ISLAND
WITH CUT THROUGH**



**MEDIAN ISLAND
WITH CUT THROUGH**



**MEDIAN ISLAND
CURB RAMPS**

5/14/99
SYTIME
SERIAL
DATE
C:\CADD\PROJECTS\2020CPT\10.14.10601\DWG\28.dwg
USER:JH
PLT:JH
PLOT:11/18/2015 11:18:15 AM
PLOTTER:HP DesignJet 5000PS
PLOT SCALE:1.0000
PLOT SHEETS:1/1
PLOT STATUS:OK

11/18/2015

DocuSign
Seal
Joel S. Howerton
Professional Engineer
North Carolina
SEAL
022966

DOCUMENT NOT CONSIDERED FINAL
UNLESS ALL SIGNATURES COMPLETED

CONTRACT STANDARDS AND DEVELOPMENT UNIT	
Office 919-707-6950	FAX 919-250-4119
CURB RAMPS	
Median or Turn Lane Islands	
ORIGINAL BY: J.S. HOWERTON	DATE: 7/7/11
MODIFIED BY:	DATE:
CHECKED BY:	DATE:
FILE SPEC: stds/2012CurbRamp/CurbRampDetails.dwg	