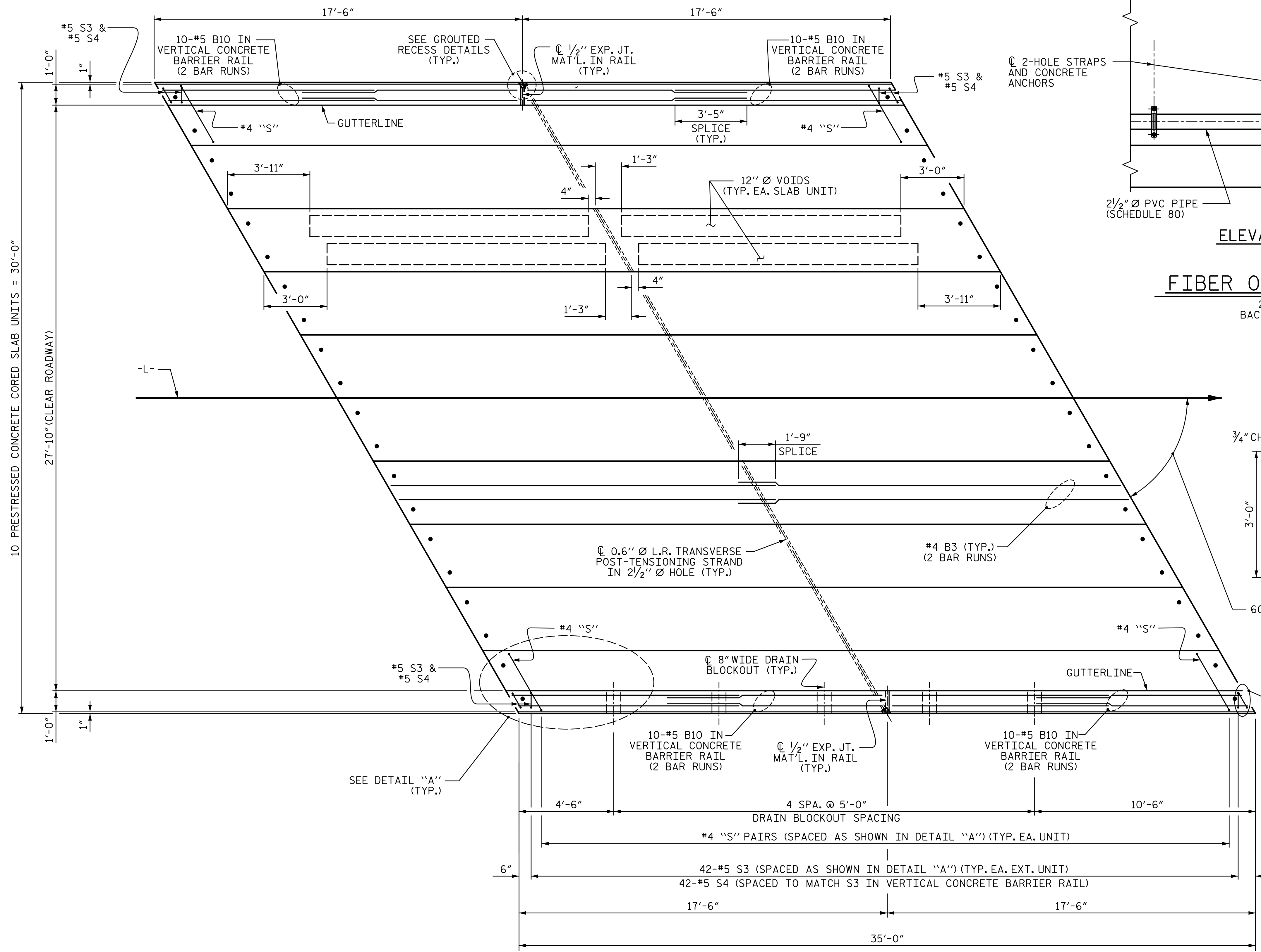
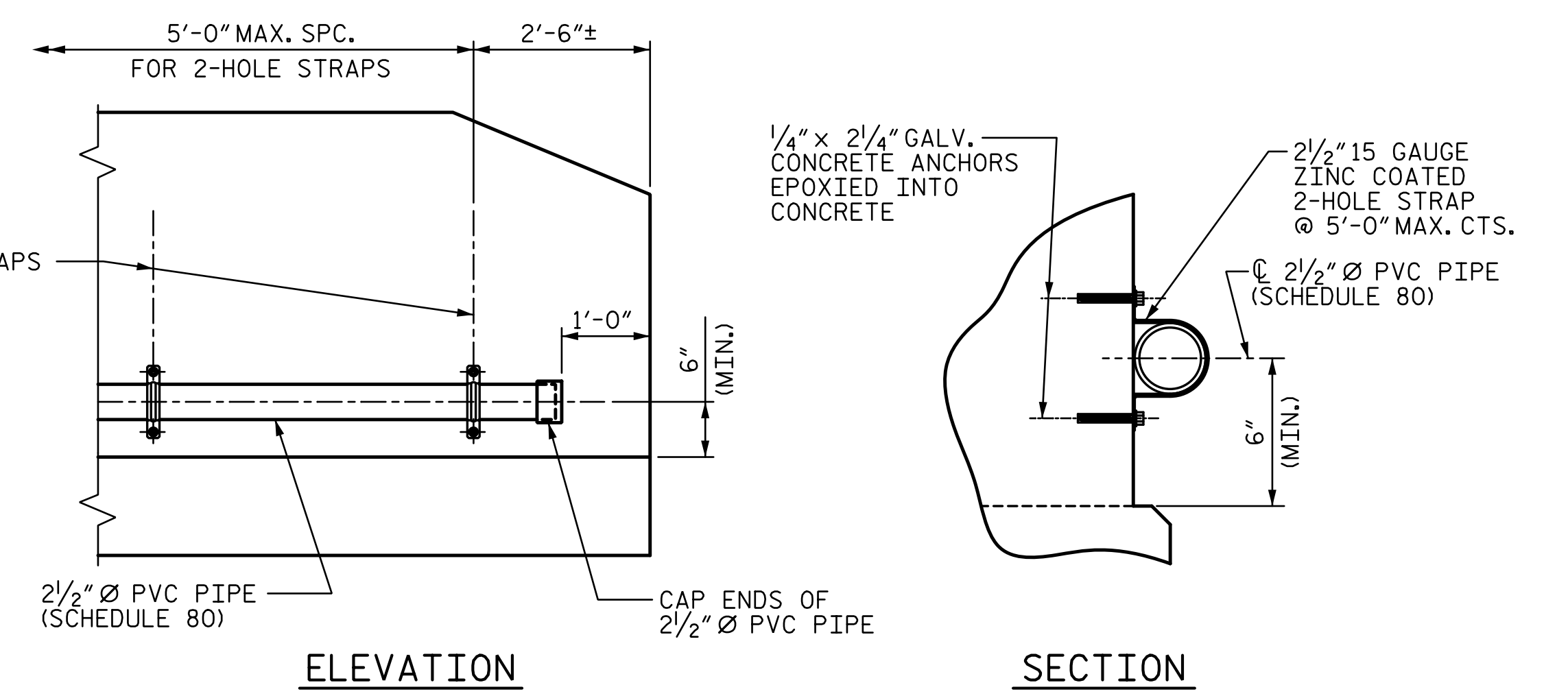


R:\Structures\ustation\Finals\401_015_BR-015_SML_CS3_008_480I66.dgn 3/11/2020 5:09:02 PM Jones

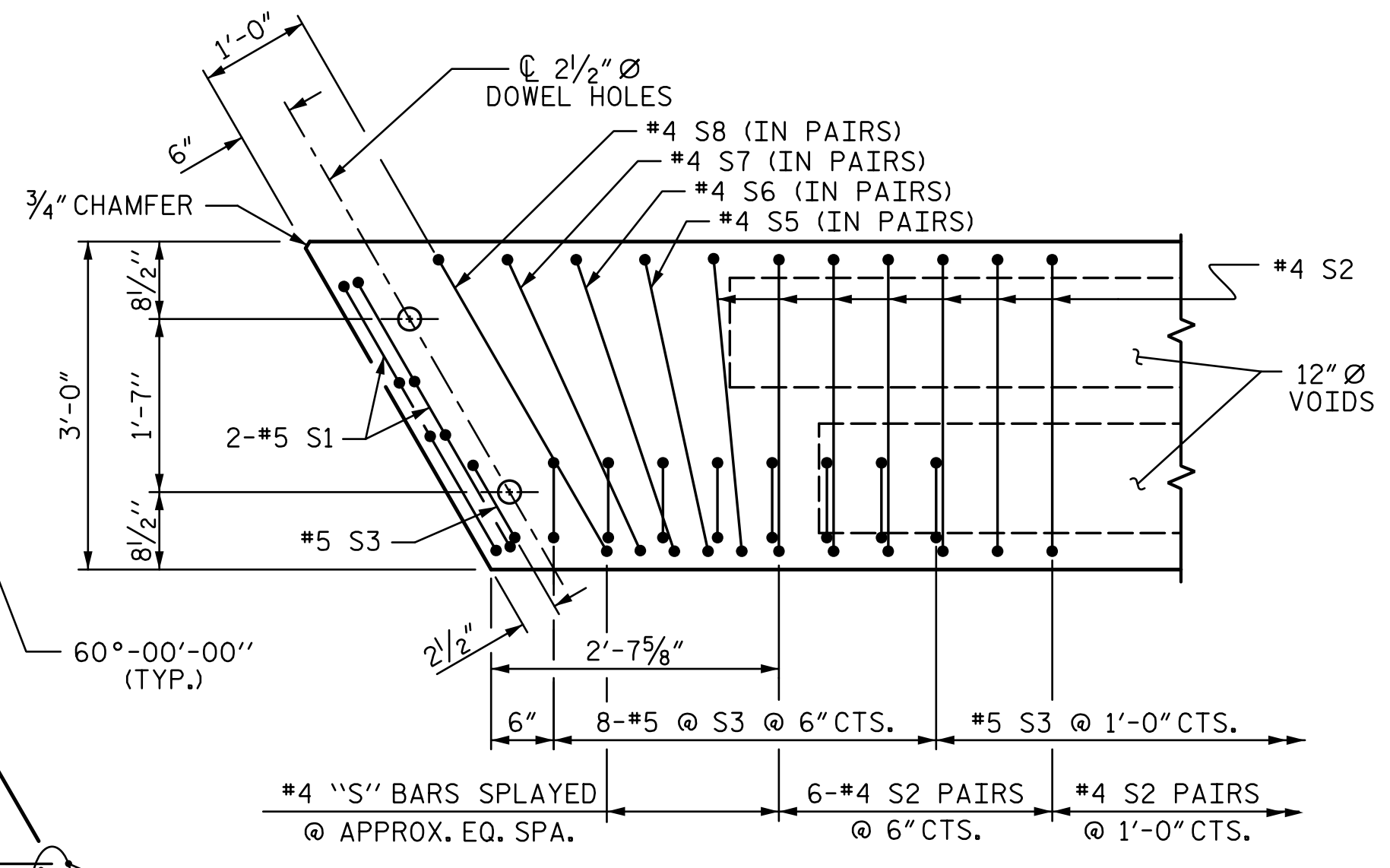


PLAN OF UNIT



FIBER OPTIC CONDUIT SYSTEM DETAILS

2 1/2" Ø SCHEDULE 80 PVC PIPE ATTACHED TO THE BACK OF BOTH RAILS FOR FUTURE FIBER OPTIC CABLE.




DETAIL "A"

(SIMILAR EACH END OF UNIT)
NOTE: EXTERIOR UNIT SHOWN - INTERIOR UNIT SIMILAR EXCEPT OMIT #5 S3 BARS.

PROJECT NO. BR-0115
IREDELL COUNTY
 STATION: 15+74.00 -L-
 SHEET 3 OF 4

| | | | | |
|--|-----|-------|-----|-----------------|
| STATE OF NORTH CAROLINA DEPARTMENT OF TRANSPORTATION RALEIGH | | | | |
| PLAN OF 35' UNIT 27'-10" CLEAR ROADWAY (SPAN C) | | | | |
| REVISIONS | | | | SHEET NO. |
| NO. | BY: | DATE: | NO. | BY: |
| 1 | | | 3 | |
| 2 | | | 4 | |
| | | | | S-8 |
| | | | | TOTAL SHEETS 23 |



STV 100 years
 STV ENGINEERS, INC.
 900 West Trade St., Suite 715
 Charlotte, NC 28202
 NC License Number F-0991

DOCUMENT NOT CONSIDERED FINAL UNLESS ALL SIGNATURES COMPLETED

| | |
|---------------------------------|----------------------|
| DRAWN BY : WAW | DATE : 10-19 |
| CHECKED BY : JWJ | DATE : 12-19 |
| DESIGN ENGINEER OF RECORD : JWJ | DATE : 3-20 |
| DRAWN BY : DGE 3/09 | REV. 12/5/11 MAA/AAC |
| CHECKED BY : BCH 3/09 | REV. 8/14 MAA/TMG |