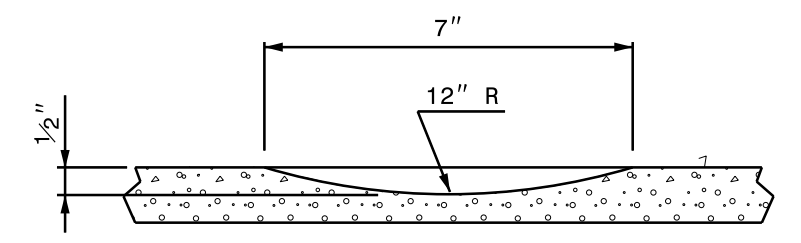


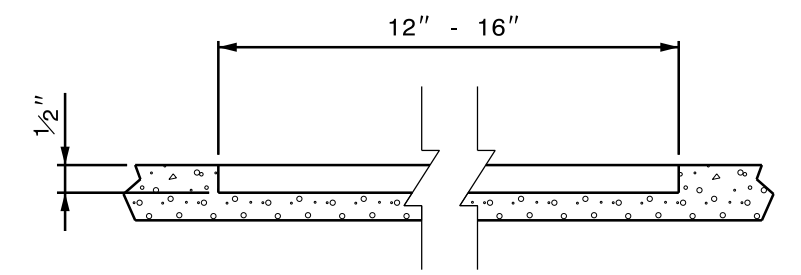
NOTES:

- 1) THERE WILL BE NO CENTERLINE RUMBLE STRIPS OR RUMBLE STRIPES ON 3-LANE SECTIONS.
- 2) USING A VACUUM, REMOVE ALL DEBRIS FROM THE MILLINGS JUST PRIOR TO PLACING ANY PAVEMENT MARKINGS.
- 3) NEW SNOWPLOWABLE MARKERS SHALL BE PLACED AS DIRECTED BY THE ENGINEER.

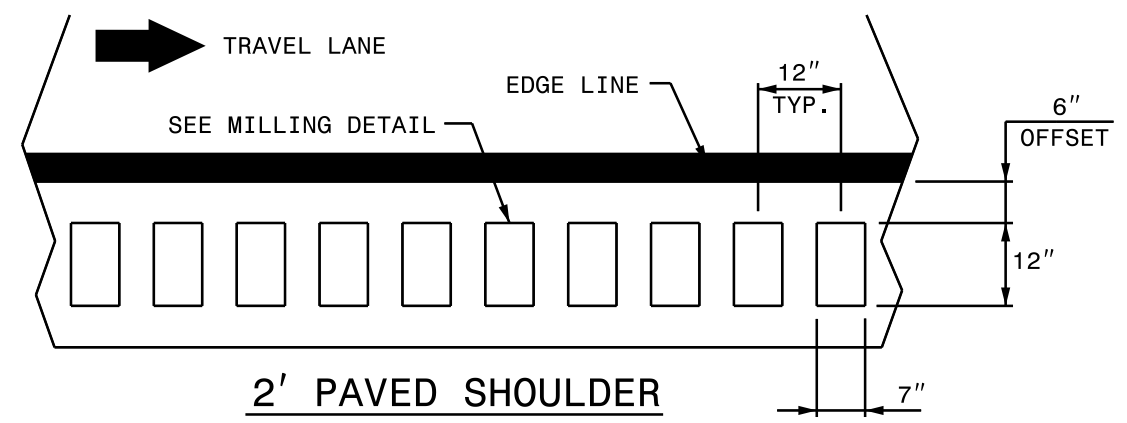
MILLING DETAIL



SECTION A-A'



SECTION B-B'



2' PAVED SHOULDER

MILLED RUMBLE STRIPS		REVISIONS
SCALE: NONE		
DATE: 09-20		
DWG. BY: DDC		
DESIGN BY: DDC		
REVIEWED BY: GSD		

30-SEP-2020 12:31
 J:\DDC\Resurfacing\RESURFACING\2020 Resurfacing\Hoke-Moore_Dec2020\RumbleStripDetail.dgn
 AT: D:\8-3036051
 mericketts