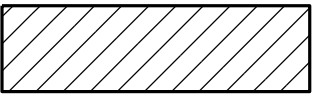
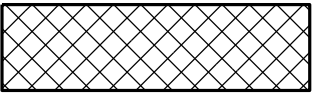

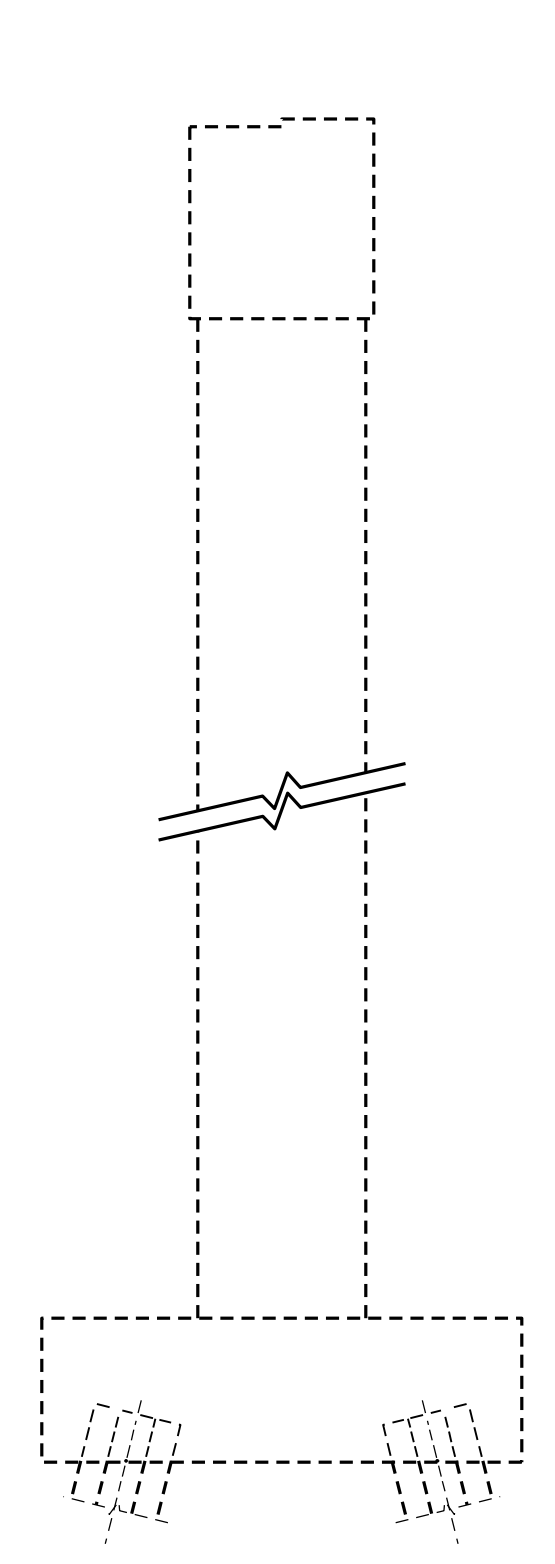
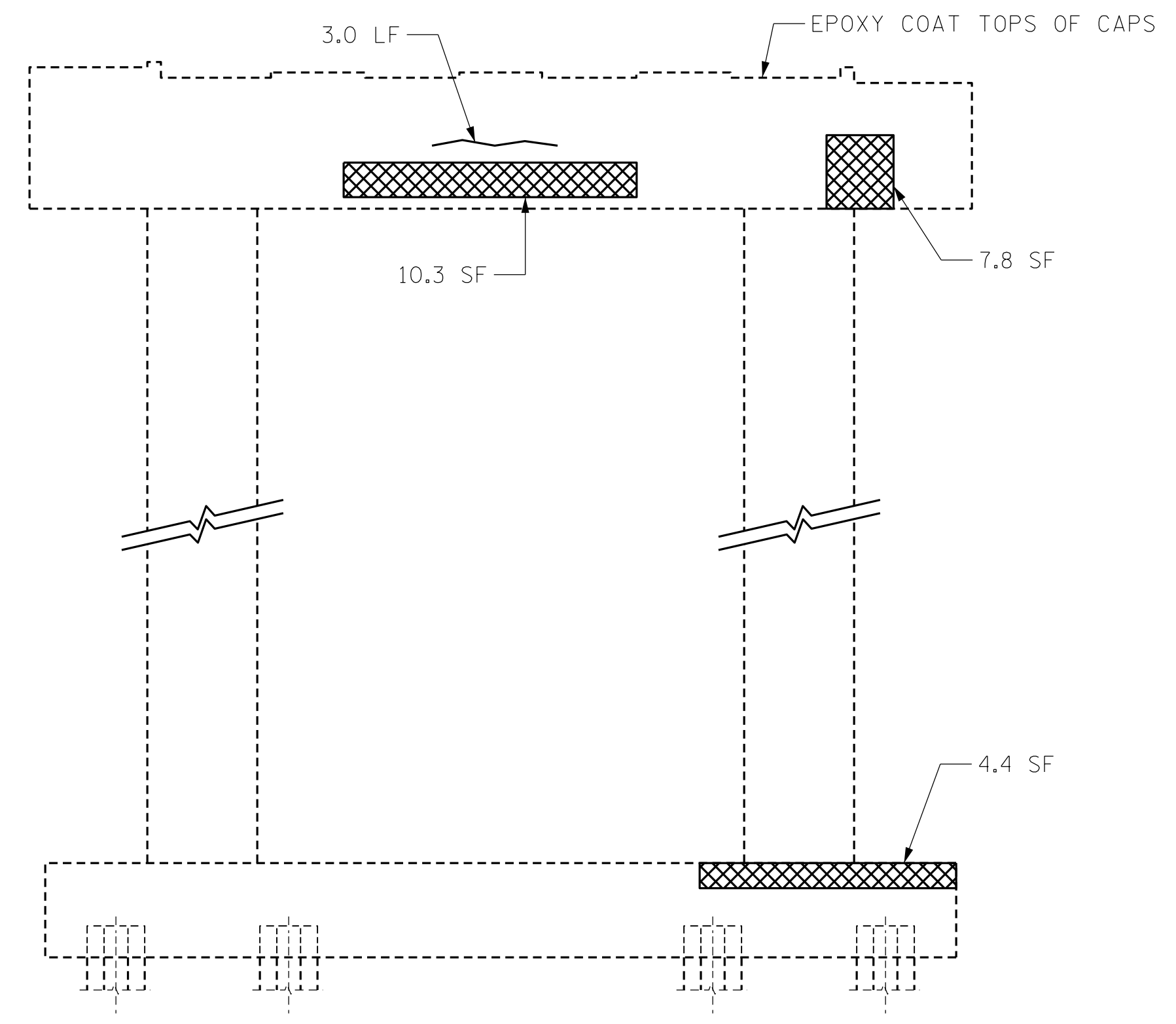
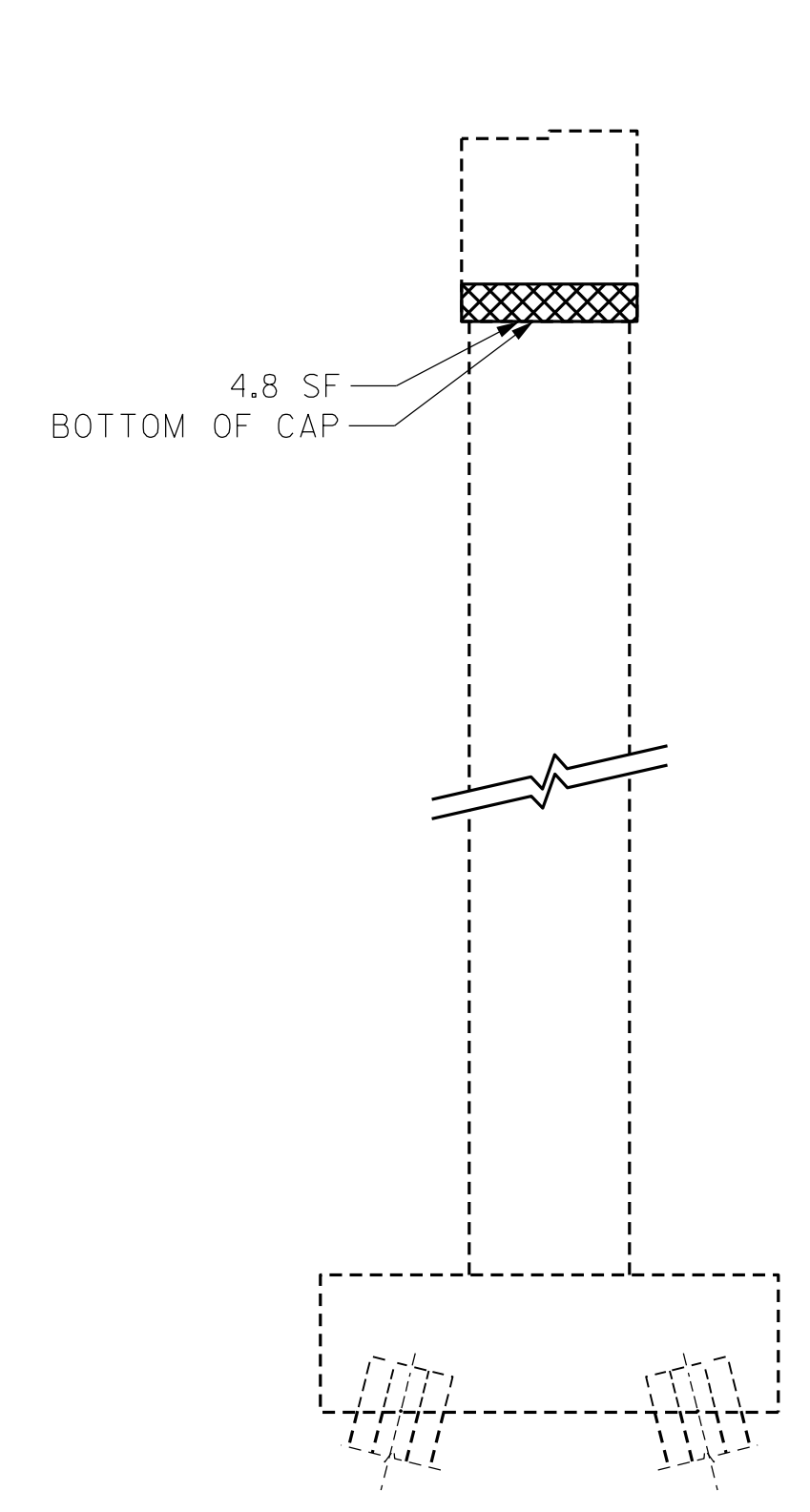
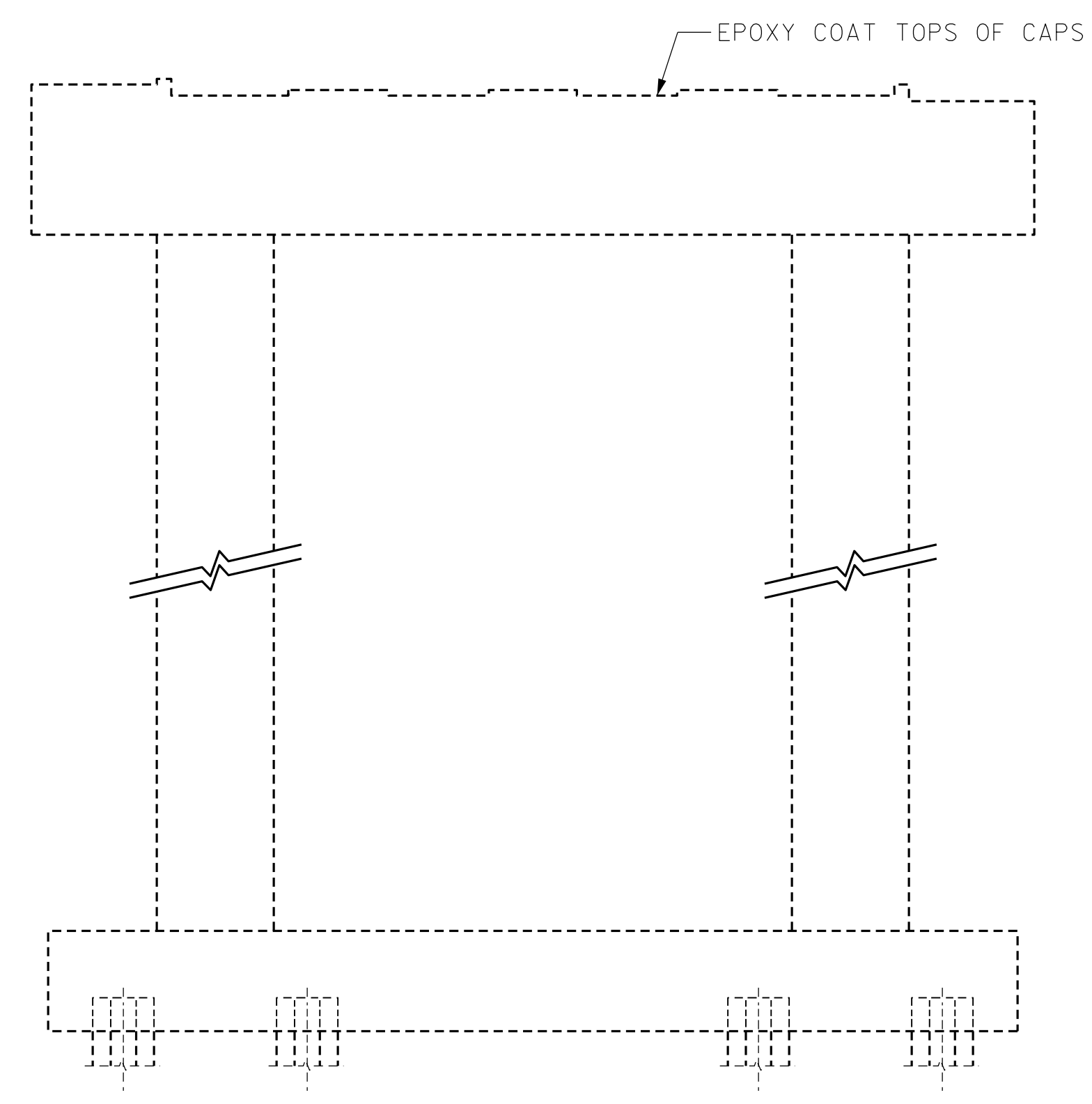


LEGEND:

-  CONCRETE REPAIR AREA
-  SHOTCRETE REPAIR AREA
-  EPOXY RESIN INJECTION (ERI)



AS-BUILT REPAIR QUANTITY TABLE				
	QUANTITIES			
	ESTIMATE		ACTUAL	
SHOTCRETE REPAIRS	AREA SQ. FT.	VOLUME CU. FT.	AREA SQ. FT.	VOLUME CU. FT.
CAP/FOOTING	27.3	13.7		
COLUMN/PILE	-	-		
CONCRETE REPAIRS	AREA SQ. FT.	VOLUME CU. FT.	AREA SQ. FT.	VOLUME CU. FT.
* CAP	2.7	1.4		
EPOXY RESIN INJECTION		LIN. FT.		LIN. FT.
CAP		3.0		
COLUMN/PILE		-		
PILE REPAIR JACKET		LIN. FT.		LIN. FT.
INTEGRAL PILE JACKET		-		
EPOXY COATING		AREA SQ. FT.		AREA SQ. FT.
CAP		120		

VALUES IN CHART REPRESENT ESTIMATED REPAIR TOTALS AFTER REMOVAL OF UNSOUND CONCRETE, MINIMUM OF 1" BEHIND REBAR AND MINIMUM 2" CLEARANCE TO SAWCUT. FOR REPAIR DETAILS, SEE "CONCRETE RESTORATION DETAILS - SUBSTRUCTURE" SHEET.

NOTES:

REPAIR LOCATIONS AND ESTIMATED QUANTITIES ARE GIVEN WITH THE BEST INFORMATION AVAILABLE. IF ADDITIONAL REPAIRS NOT SHOWN ON THE DRAWINGS ARE DEEMED NECESSARY BY THE ENGINEER, THE ENGINEER WILL NOTE ON THE DRAWINGS THE APPROXIMATE LOCATIONS AND DESCRIPTION OF THE REPAIRS AND ADJUST THE ACTUAL QUANTITIES ENTERED INTO THE AS-BUILT REPAIR QUANTITY TABLE.

CONCRETE COVER FOR EXTERIOR BARS IN THE CAP IS 3" ON THE BOTTOM FACE, 2" ELSEWHERE, AND 2" ON THE COLUMNS PER EXISTING BRIDGE PLANS. ACTUAL CONCRETE COVER SHALL BE DETERMINED BY THE CONTRACTOR AND PRESENTED TO THE ENGINEER PRIOR TO BEGINNING SCARIFICATION.

CURRENT AVERAGE COVER IS EXPECTED TO BE FROM 2" TO 3" ON THE CAP AND FROM 1 1/2" TO 2" ON THE COLUMNS BASED ON VISUAL INSPECTION.

FOR CONCRETE AND SHOTCRETE REPAIRS, SEE "CONCRETE RESTORATION DETAILS" SHEET 3 OF 3.

ALL DEFECT QUANTITIES ON STRUTS AND COLUMN FOOTINGS ARE LISTED WITH THE QUANTITIES FOR THE CAP.


SHOTCRETE REPAIRS MAY BE REPLACED WITH CONCRETE REPAIRS WITH THE APPROVAL OF THE ENGINEER.

SHOTCRETE REPAIRS TO THE BENT CAP MAY REQUIRE BRIDGE JACKING. FOR BRIDGE JACKING, SEE SPECIAL PROVISIONS.

FOR EPOXY COATING, SEE SPECIAL PROVISIONS.

* QUANTITIES OF CONCRETE REPAIR AREAS ARE ANTICIPATED UNDER BEARING AREAS. DUE TO LACK OF INFORMATION, ALL AREAS ARE NOT KNOWN. QUANTITY INCLUDES CONTINGENCIES AND ARE ANTICIPATED TO BE SUFFICIENT FOR ACTUAL QUANTITIES ENCOUNTERED. FOR CONCRETE REPAIRS SEE "CONCRETE RESTORATION DETAILS" SHEETS.

PROJECT NO. 15BPR.24
BRUNSWICK COUNTY
 BRIDGE NO. 090013



9/3/2020



STATE OF NORTH CAROLINA
 DEPARTMENT OF TRANSPORTATION
 RALEIGH

SUBSTRUCTURE
 CONCRETE REPAIRS
 BENT 18

DRAWN BY : OMAR M. KHALAFALLA DATE : 10/2018
 CHECKED BY : DIEGO A. AGUIRRE DATE : 10/2018
 DESIGN ENGINEER OF RECORD : JACOB H. DUKE DATE : 10/2018

DOCUMENT NOT CONSIDERED
 FINAL UNLESS ALL
 SIGNATURES COMPLETED

301 FAYETTEVILLE ST., SUITE 1500
 RALEIGH, NC 27601
 (919) 882-7839
 LICENSE #: C-1506

REVISIONS						SHEET NO.
NO.	BY:	DATE:	NO.	BY:	DATE:	
1			3			S-42
2			4			TOTAL SHEETS 45