

**PAVEMENT SCHEDULE**

PROJECT REFERENCE NO.

SHEET NO.

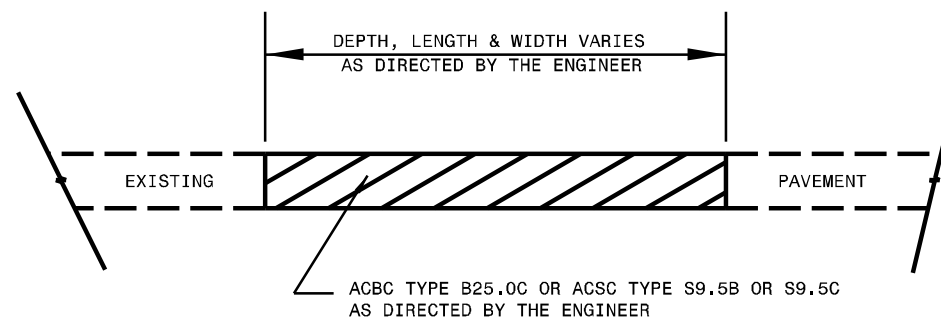
2021CPT.05.07.20731.1

6

NOTES

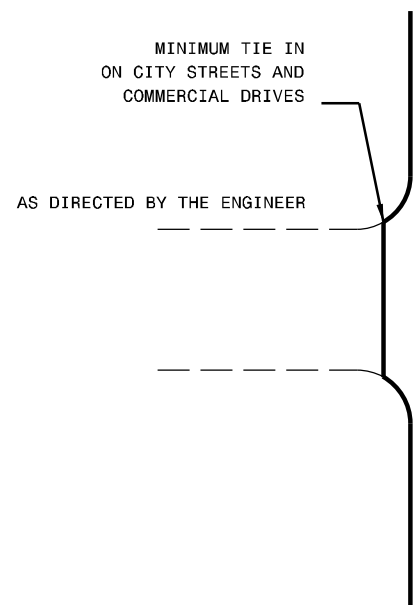
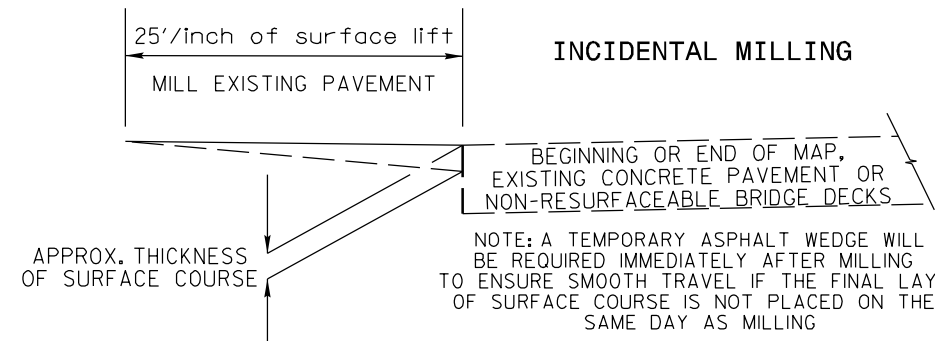
ALL UNPAVED S.R. ROADS TO BE RESURFACED 50' FROM EDGE OF PAVEMENT OF MAIN PROJECT  
 ALL PAVED S.R. ROADS TO BE RESURFACED TO THE ENDS OF THE RADI, OR AS DIRECTED BY THE ENGINEER.  
 EDGES, PAVEMENT WIDENING, INTERSECTIONS AND BRIDGE FLARES ARE INCLUDED IN THE TABLE OF QUANTITIES.  
 BRIDGES TO BE RESURFACED AT LOCATIONS AND TO DEPTH AS DIRECTED BY THE ENGINEER.

C	1½" ASPHALT CONCRETE SURFACE COURSE, TYPE S9.5B, AT AN AVERAGE RATE OF 165 LBS. PER SQ. YD.
S	SHOULDER GRADING ASB REQUIRED (EXCEPT AT RESIDENTIAL AREAS)
U	EXISTING PAVEMENT
V	1½" MILLING

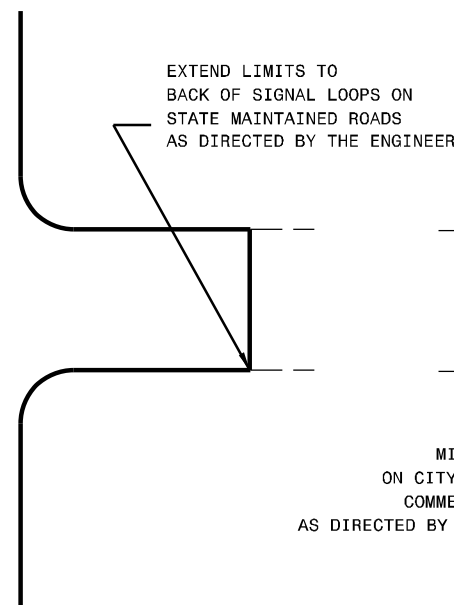


**PATCHING EXISTING PAVEMENT**

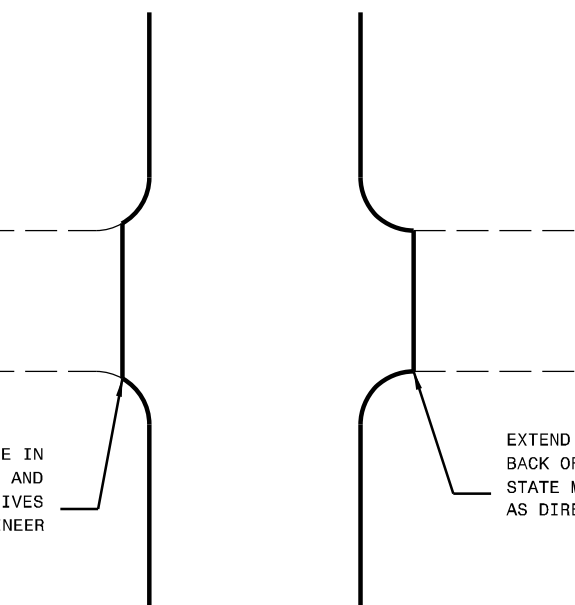
MILLING TO BE PERFORMED PRIOR TO PATCHING



**DETAIL OF PROJECT LIMITS AT SIGNALIZED Y LINES**



MINIMUM TIE IN ON CITY STREETS AND COMMERCIAL DRIVES AS DIRECTED BY THE ENGINEER



**DETAIL OF PROJECT LIMITS AT UNSIGNALIZED Y LINES**