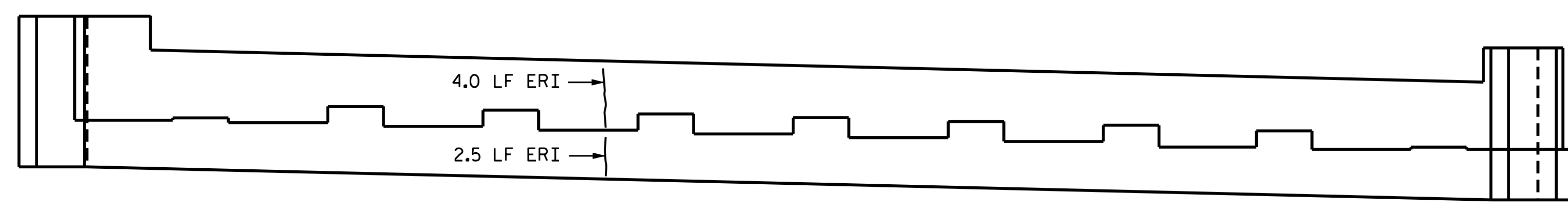
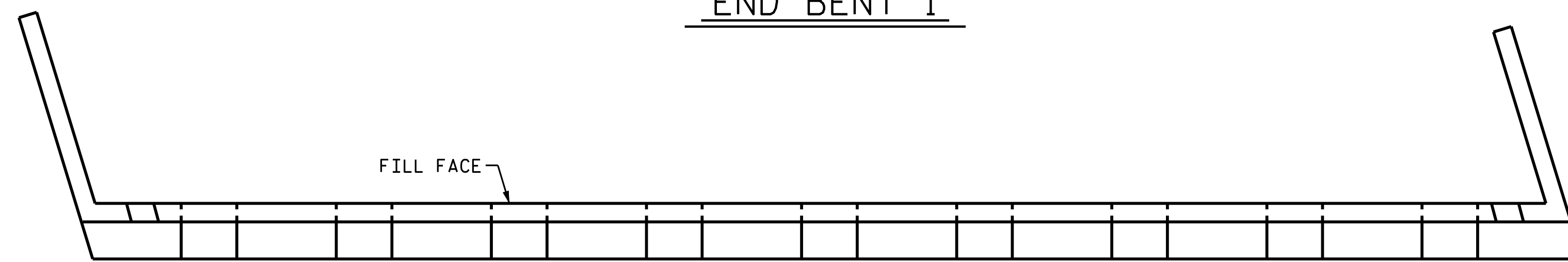


PLAN

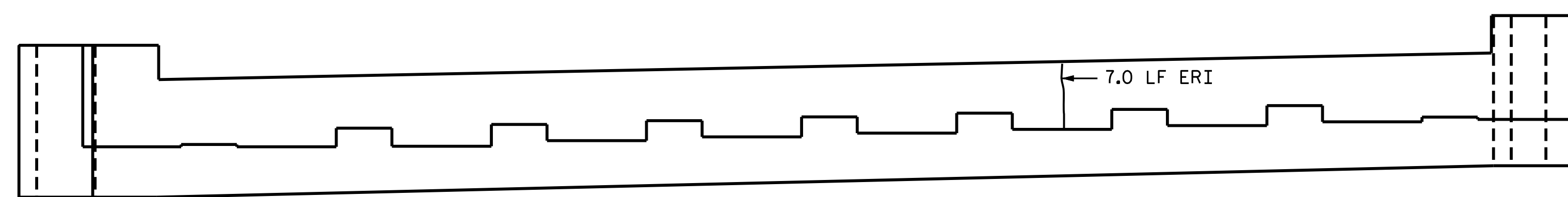


ELEVATION

END BENT 1



PLAN



ELEVATION

END BENT 2

- CONCRETE REPAIR AREA
- SHOTCRETE REPAIR AREA
- EPOXY RESIN INJECTION (ERI)

DRAWN BY : A. SORSENGINH DATE : 4/2018
 CHECKED BY : M. G. SHAIKH DATE : 6/2018

AS-BUILT REPAIR QUANTITY TABLE

END BENT 1	QUANTITIES			
	ESTIMATE		ACTUAL	
SHOTCRETE REPAIRS	AREA SQ. FT.	VOLUME CU. FT.	AREA SQ. FT.	VOLUME CU. FT.
CAP	0.0	0.0		
BACKWALL	0.0	0.0		
CONCRETE REPAIRS	AREA SQ. FT.	VOLUME CU. FT.	AREA SQ. FT.	VOLUME CU. FT.
CAP	0.0	0.0		
EPOXY RESIN INJECTION	LIN. FT.		LIN. FT.	
BACKWALL	4.0			
CAP	2.5			
EPOXY COATING	AREA SQ. FT.		AREA SQ. FT.	
TOP OF CAP	200.8			

AS-BUILT REPAIR QUANTITY TABLE


END BENT 2	QUANTITIES			
	ESTIMATE		ACTUAL	
SHOTCRETE REPAIRS	AREA SQ. FT.	VOLUME CU. FT.	AREA SQ. FT.	VOLUME CU. FT.
CAP	0.0	0.0		
BACKWALL	0.0	0.0		
CONCRETE REPAIRS	AREA SQ. FT.	VOLUME CU. FT.	AREA SQ. FT.	VOLUME CU. FT.
CAP	0.0	0.0		
EPOXY RESIN INJECTION	LIN. FT.		LIN. FT.	
BACKWALL	7.0			
CAP	0.0			
EPOXY COATING	AREA SQ. FT.		AREA SQ. FT.	
TOP OF CAP	200.8			

VALUES IN CHART REPRESENT ESTIMATED REPAIR TOTALS AFTER REMOVAL OF UNSOUND CONCRETE, MINIMUM OF 1" BEHIND REBAR AND MINIMUM OF 2" CLEARANCE TO SAWCUT. FOR REPAIR DETAILS, SEE "TYPICAL CAP AND COLUMN REPAIR DETAILS" SHEET.

NOTES:

- SHOTCRETE REPAIRS MAY BE REPLACED WITH CONCRETE REPAIRS WITH THE APPROVAL OF THE ENGINEER.
- REPAIR LOCATIONS AND ESTIMATE OF QUANTITIES ARE BASED ON THE BEST INFORMATION AVAILABLE. IF ADDITIONAL REPAIRS NOT SHOWN ON THE DRAWINGS ARE DEEMED NECESSARY BY THE ENGINEER, THE ENGINEER WILL NOTE ON THE DRAWINGS THE APPROXIMATE LOCATIONS AND DESCRIPTION OF THE REPAIRS AND ENTER THE ACTUAL QUANTITIES INTO THE AS-BUILT REPAIR QUANTITY TABLE.
- FOR CAP REPAIRS, SEE "TYPICAL CAP AND COLUMN REPAIR DETAILS" SHEET.
- FOR SHOTCRETE REPAIR, SEE SPECIAL PROVISIONS.
- FOR CONCRETE REPAIR, SEE SPECIAL PROVISIONS.
- CLEAN AND REMOVE DEBRIS FROM THE TOP OF THE CAP AND APPLY EPOXY PROTECTIVE COATING. EPOXY COATING SHALL BE APPLIED TO THE TOP SURFACE OF THE CAP. THE CONTRACTOR SHALL NOT COAT THE AREA OF THE CAP BENEATH THE MASONRY PLATES. FOR EPOXY COATING, SEE SPECIAL PROVISIONS.

PROJECT NO. I-5795
 FORSYTH COUNTY
 BRIDGE: 330449



STATE OF NORTH CAROLINA
 DEPARTMENT OF TRANSPORTATION
 RALEIGH

END BENTS 1 & 2

NO.	REVISIONS			NO.	REVISIONS			SHEET NO.
	BY:	DATE:			BY:	DATE:		
1				3			S19-05	
2				4			TOTAL SHEETS 6	

DOCUMENT NOT CONSIDERED FINAL UNLESS ALL SIGNATURES COMPLETED