

NOTES:

- 1) NOTIFY THE THE CITY OF GOLDSBORO ENGINEER AT 919-580-4367 FIVE (5) DAYS PRIOR TO BEGINNING WORK ON SIGNAL SYSTEM COMMUNICATIONS CABLE. NOTIFY THE ENGINEER AFTER ALL WORK IS PERFORMED TO ENSURE THAT ALL FIBER CIRCUITS ARE FUNCTIONING PROPERLY. ALL WORK IS NOT COMPLETE UNTIL THE SIGNAL SYSTEM IS BACK UP AND OPERATIONAL.
- 2) CONTRACTOR TO RECORD EXISTING SPLICE ARRANGEMENT FOR COMPARISON TO THE SUPPLIED SPLICE DETAILS. IF DISCREPANCIES EXIST, CONTACT THE ENGINEER TO DETERMINE HOW TO PROCEED WITH RESPLICING. PROVIDE AS-BUILT PLANS TO THE ENGINEER IF FINAL SPLICE ARRANGEMENT DIFFERS FROM THE SUPPLIED SPLICE DETAILS.
- 3) ALL NCDOT FIBER ATTACHMENT POINTS ARE 40" BELOW POWER, FRONT SIDE OF POLE, UNLESS NOTED OTHERWISE

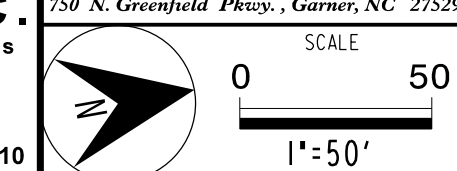
Prepared in the offices of:

**RAMEY KEMP ASSOCIATES, INC.**  
 Transportation Engineers  
 5809 Faringdon Place, Suite 100  
 Raleigh, North Carolina 27609  
 919-872-5115 Tel. 919-878-5416 Fax.  
 www.rameykemp.com, NC License No. C-0910

Prepared for:

750 N. Greenfield Pkwy., Garner, NC 27529

Cable Routing Plan	
Division 4	Wayne County
Goldsboro	
PLAN DATE: January 2020	REVIEWED BY: WJ Hamilton
PREPARED BY: TS Popelka	RKA PROJ NO: 17028 (040)
REVISIONS	INIT. DATE

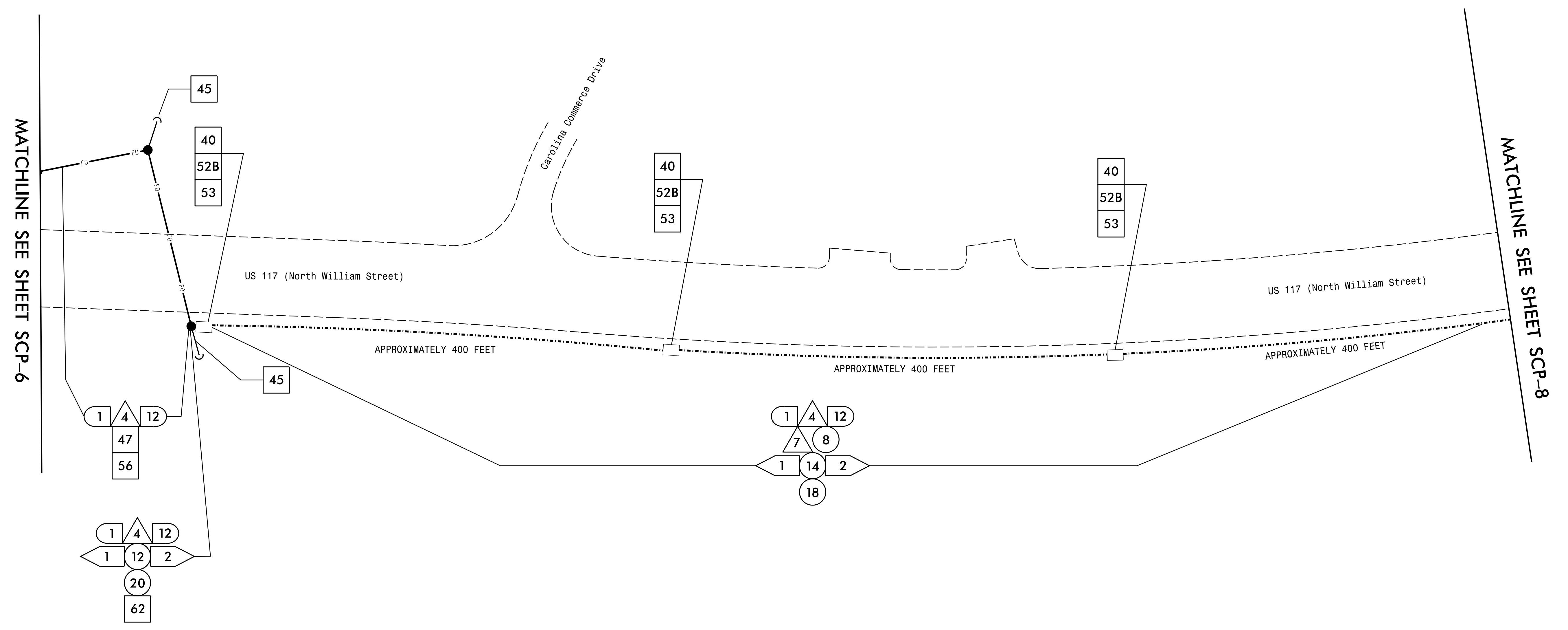


DOCUMENT NOT CONSIDERED FINAL UNLESS ALL SIGNATURES COMPLETED

SEAL

William J. Hamilton 1-31-2020

SIGNATURE DATE



NOTES:

- 1) NOTIFY THE THE CITY OF GOLDSBORO ENGINEER AT 919-580-4367 FIVE (5) DAYS PRIOR TO BEGINNING WORK ON SIGNAL SYSTEM COMMUNICATIONS CABLE. NOTIFY THE ENGINEER AFTER ALL WORK IS PERFORMED TO ENSURE THAT ALL FIBER CIRCUITS ARE FUNCTIONING PROPERLY. ALL WORK IS NOT COMPLETE UNTIL THE SIGNAL SYSTEM IS BACK UP AND OPERATIONAL.
- 2) CONTRACTOR TO RECORD EXISTING SPLICE ARRANGEMENT FOR COMPARISON TO THE SUPPLIED SPLICE DETAILS. IF DISCREPANCIES EXIST, CONTACT THE ENGINEER TO DETERMINE HOW TO PROCEED WITH RESPLICING. PROVIDE AS-BUILT PLANS TO THE ENGINEER IF FINAL SPLICE ARRANGEMENT DIFFERS FROM THE SUPPLIED SPLICE DETAILS.
- 3) ALL NCDOT FIBER ATTACHMENT POINTS ARE 40" BELOW POWER, FRONT SIDE OF POLE, UNLESS NOTED OTHERWISE

Prepared in the offices of:

**RAMEY KEMP & ASSOCIATES, INC.**  
 Transportation Engineers  
 5808 Farington Place, Suite 100  
 Raleigh, North Carolina 27609  
 919-872-5115 Tel. 919-878-5416 Fax.  
 www.rameykemp.com, NC License No. C-0910

Prepared for:

750 N. Greenfield Pkwy., Garner, NC 27529

SCALE: 0 50 1"=50'

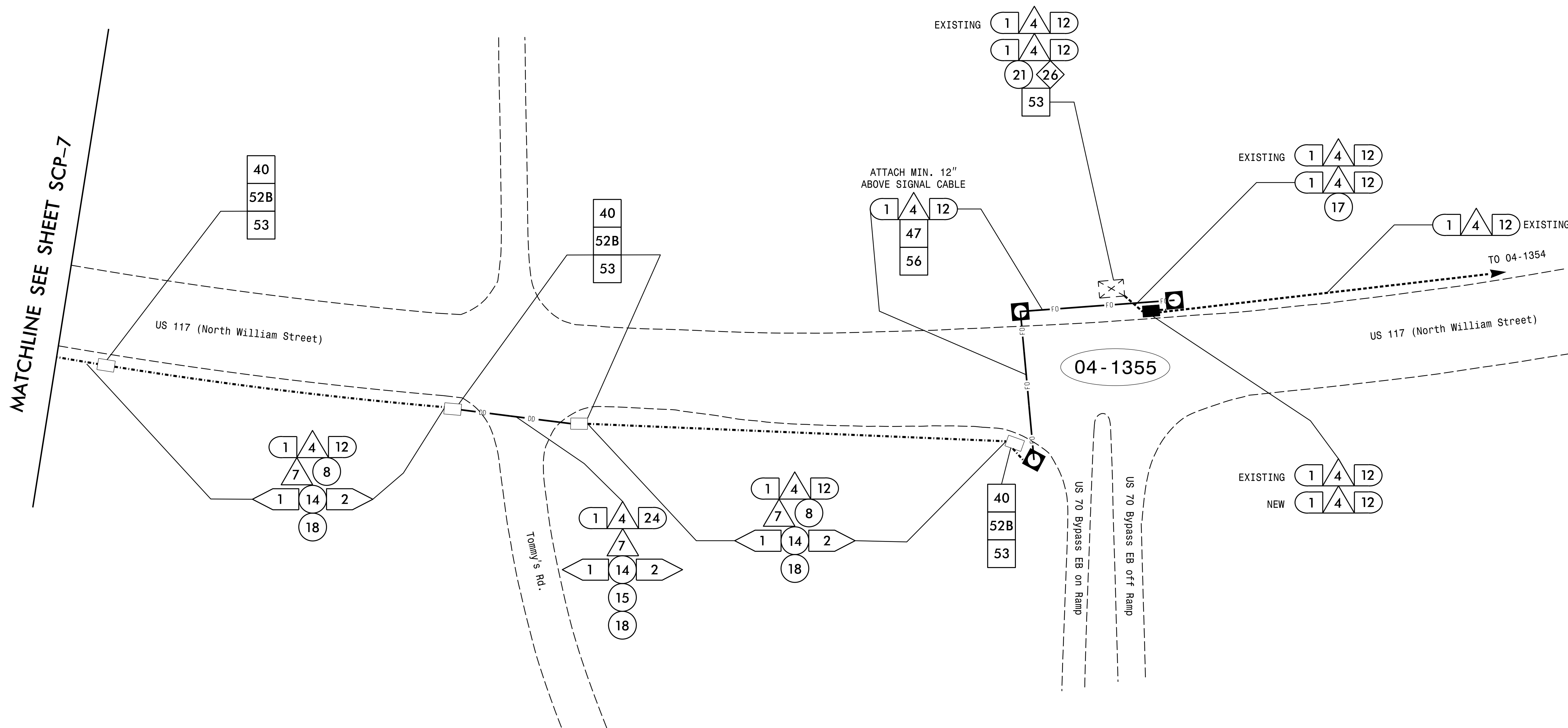
Cable Routing Plan	
Division 4	Wayne County
PLAN DATE: January 2020	REVIEWED BY: WJ Hamilton
PREPARED BY: TS Popelka	RKA PROJ NO: 17028 (040)
REVISIONS	INIT. DATE

DOCUMENT NOT CONSIDERED FINAL UNLESS ALL SIGNATURES COMPLETED

SEAL

William J. Hamilton 1-31-2020

SIGNATURE DATE



**NOTES:**

- 1) NOTIFY THE THE CITY OF GOLDSBORO ENGINEER AT 919-580-4367 FIVE (5) DAYS PRIOR TO BEGINNING WORK ON SIGNAL SYSTEM COMMUNICATIONS CABLE. NOTIFY THE ENGINEER AFTER ALL WORK IS PERFORMED TO ENSURE THAT ALL FIBER CIRCUITS ARE FUNCTIONING PROPERLY. ALL WORK IS NOT COMPLETE UNTIL THE SIGNAL SYSTEM IS BACK UP AND OPERATIONAL.
- 2) CONTRACTOR TO RECORD EXISTING SPLICE ARRANGEMENT FOR COMPARISON TO THE SUPPLIED SPLICE DETAILS. IF DISCREPANCIES EXIST, CONTACT THE ENGINEER TO DETERMINE HOW TO PROCEED WITH RESPLICING. PROVIDE AS-BUILT PLANS TO THE ENGINEER IF FINAL SPLICE ARRANGEMENT DIFFERS FROM THE SUPPLIED SPLICE DETAILS.
- 3) ALL NCDOT FIBER ATTACHMENT POINTS ARE 40" BELOW POWER, FRONT SIDE OF POLE, UNLESS NOTED OTHERWISE

Prepared in the offices of:  
**RAMEY KEMP & ASSOCIATES, INC.**  
 Transportation Engineers  
 5808 Farington Place, Suite 100  
 Raleigh, North Carolina 27609  
 919-872-5115 Tel. 919-878-5416 Fax.  
 www.rameykemp.com, NC License No. C-0910

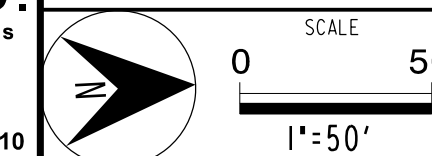
Prepared for:  
  
 250 N. Greenfield Pkwy., Garner, NC 27529

<b>Cable Routing Plan</b>	
Division 4	Wayne County
Goldsboro	
PLAN DATE: January 2020	REVIEWED BY: WJ Hamilton
PREPARED BY: TS Popelka	RKA PROJ. NO: 17028 (040)
REVISIONS	INIT. DATE

DOCUMENT NOT CONSIDERED FINAL UNLESS ALL SIGNATURES COMPLETED

SEAL

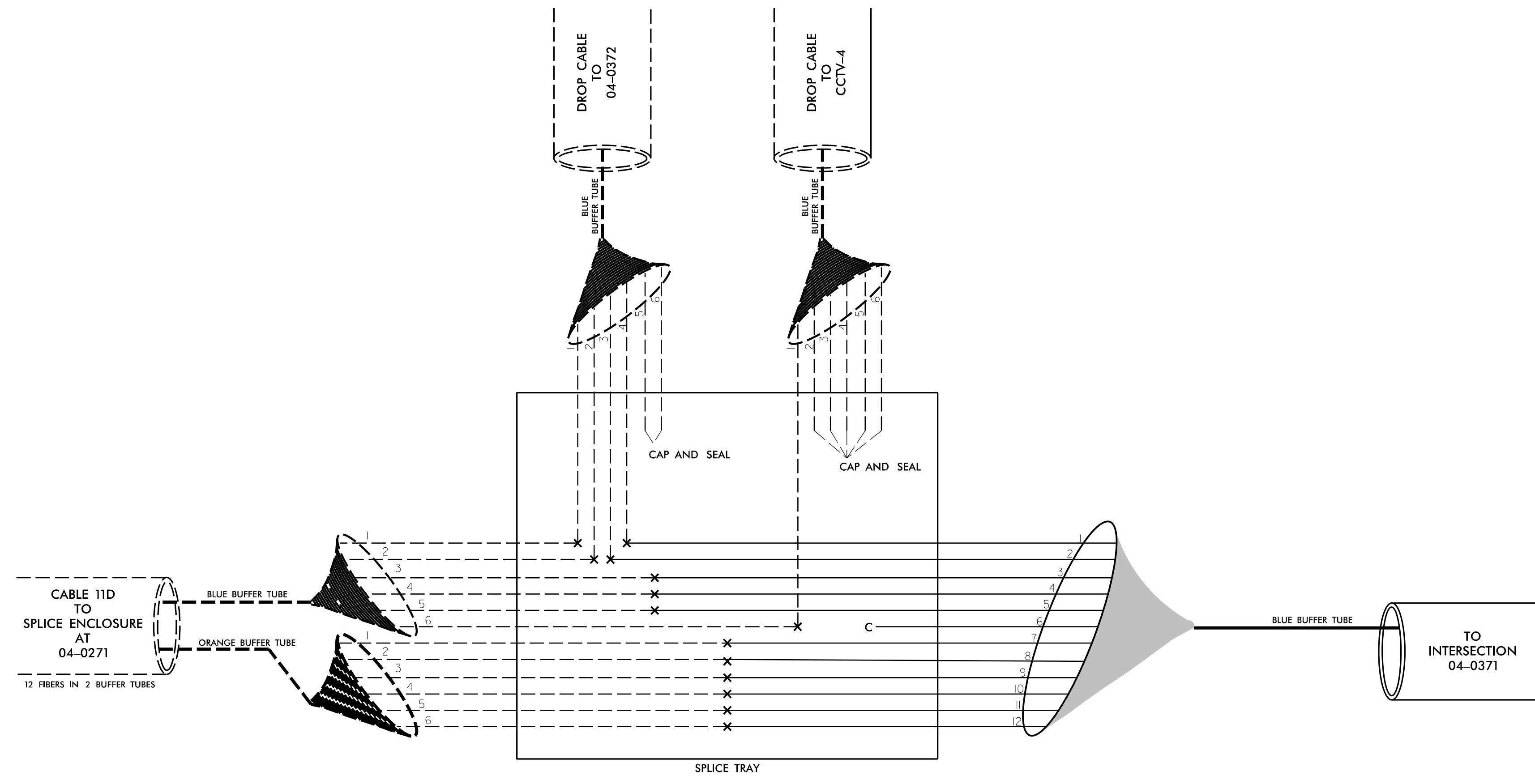
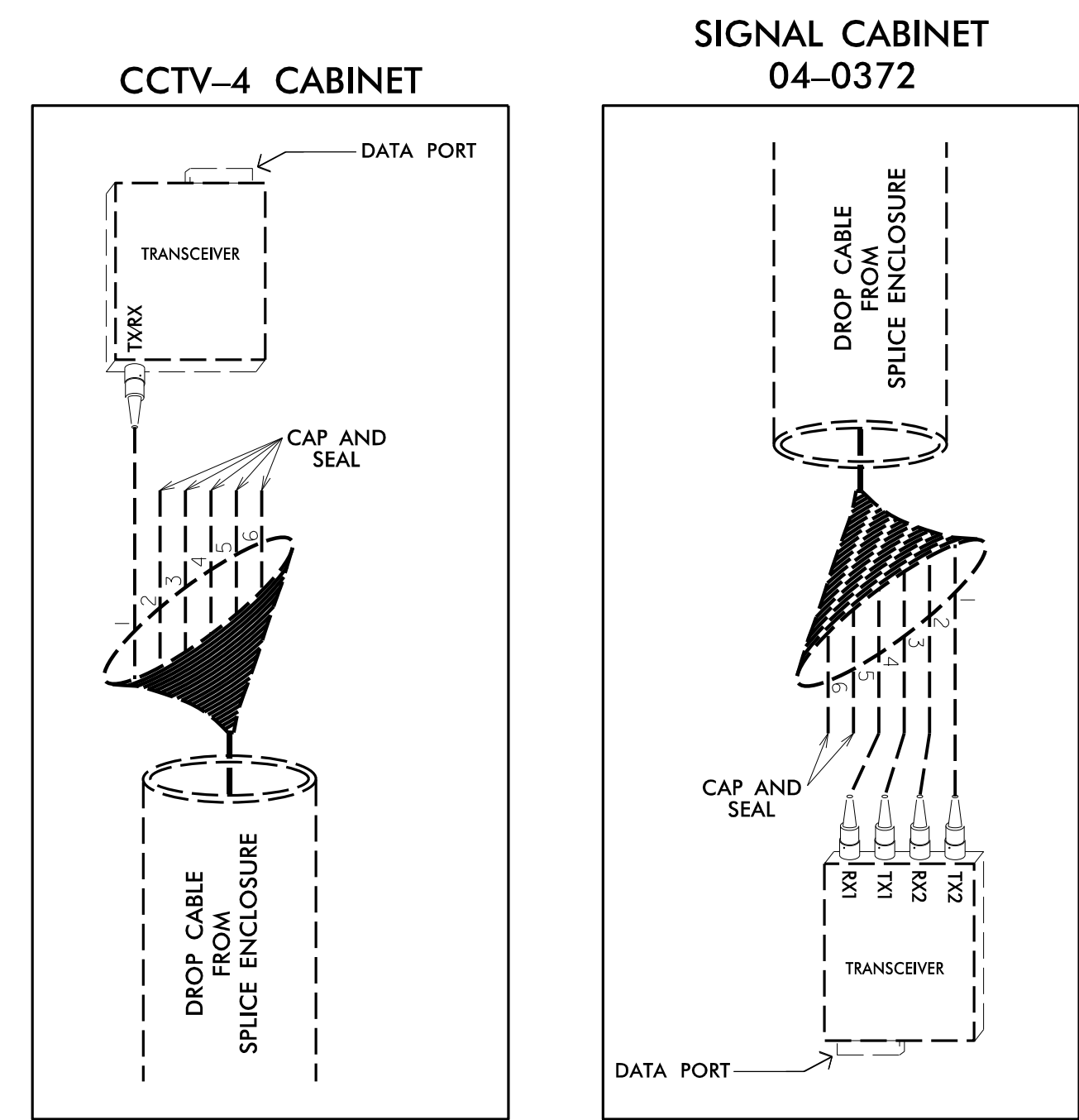
William J. Hamilton  
 1-31-2020  
 SIGNATURE DATE





04-0372  
US 70 Eastbound Ramp  
at  
US 117 (North William Street)

- LEGEND**  
X = FUSION SPlice  
C = CAP & SEAL
- |                                    |             |
|------------------------------------|-------------|
| <b>COLOR CODE</b><br>TIA/EIA 598-A |             |
| (1) BLUE                           | (7) RED     |
| (2) ORANGE                         | (8) BLACK   |
| (3) GREEN                          | (9) YELLOW  |
| (4) BROWN                          | (10) VIOLET |
| (5) SLATE                          | (11) ROSE   |
| (6) WHITE                          | (12) AQUA   |



- NOTES:**
- 1) NOTIFY THE CITY OF GOLDSBORO ENGINEER AT 919-580-4367 FIVE (5) DAYS PRIOR TO BEGINNING WORK ON SIGNAL SYSTEM COMMUNICATIONS CABLE. NOTIFY THE CITY OF GOLDSBORO ENGINEER AFTER ALL WORK IS PERFORMED TO ENSURE THAT ALL FIBER CIRCUITS ARE FUNCTIONING PROPERLY. ALL WORK IS NOT COMPLETE UNTIL THE SIGNAL SYSTEM IS BACK UP AND OPERATIONAL.
  - 2) CONTRACTOR TO RECORD EXISTING SPLICE ARRANGEMENT FOR COMPARISON TO THE SUPPLIED SPLICE DETAILS. IF DISCREPANCIES EXIST, CONTACT THE ENGINEER TO DETERMINE HOW TO PROCEED WITH RESPLICING. PROVIDE AS-BUILT PLANS TO THE ENGINEER IF FINAL SPLICE ARRANGEMENT DIFFERS FROM THE SUPPLIED SPLICE DETAILS.
  - 3) TRANSCIVER TERMINATION CONFIGURATIONS ARE GENERIC. CONTRACTOR IS RESPONSIBLE FOR DETERMINING \ ENSURING PROPER TERMINATIONS.
  - 4) INCLUDE ON THE COVER OF EACH SPLICE TRAY THE FOLLOWING: REFERENCE SECTION 1731 "FIBER OPTIC SPLICE ENCLOSURE"
- 1) SPLICE LOCATION
  - 2) DATE
  - 3) COMPANY NAME
  - 4) NAME OF INDIVIDUAL PERFORMING THE SPLICING

PRIOR TO INSTALLING THE COVER ON THE SPLICE TRAY TAKE A DIGITAL PHOTOGRAPH SHOWING THE SPLICE TRAY AND INFORMATION SHOWN ABOVE (1-4) AND SUBMIT PHOTOGRAPH ALONG WITH OTDR TEST RESULTS.

**TRANSCIVER TERMINATION CONFIGURATIONS ARE GENERIC. CONTRACTOR IS RESPONSIBLE FOR DETERMINING/ENSURING PROPER TERMINATIONS.**

Prepared in the offices of:

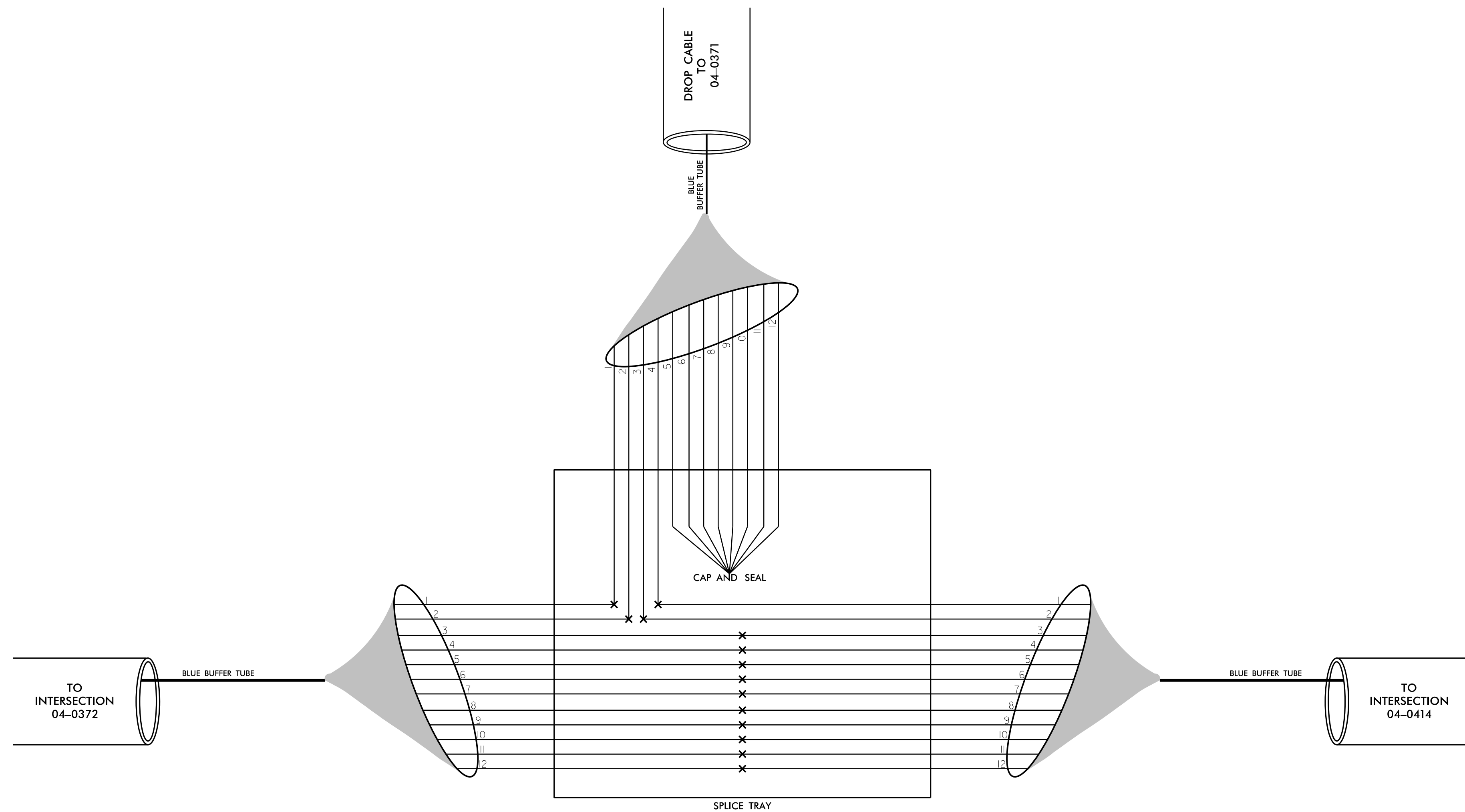
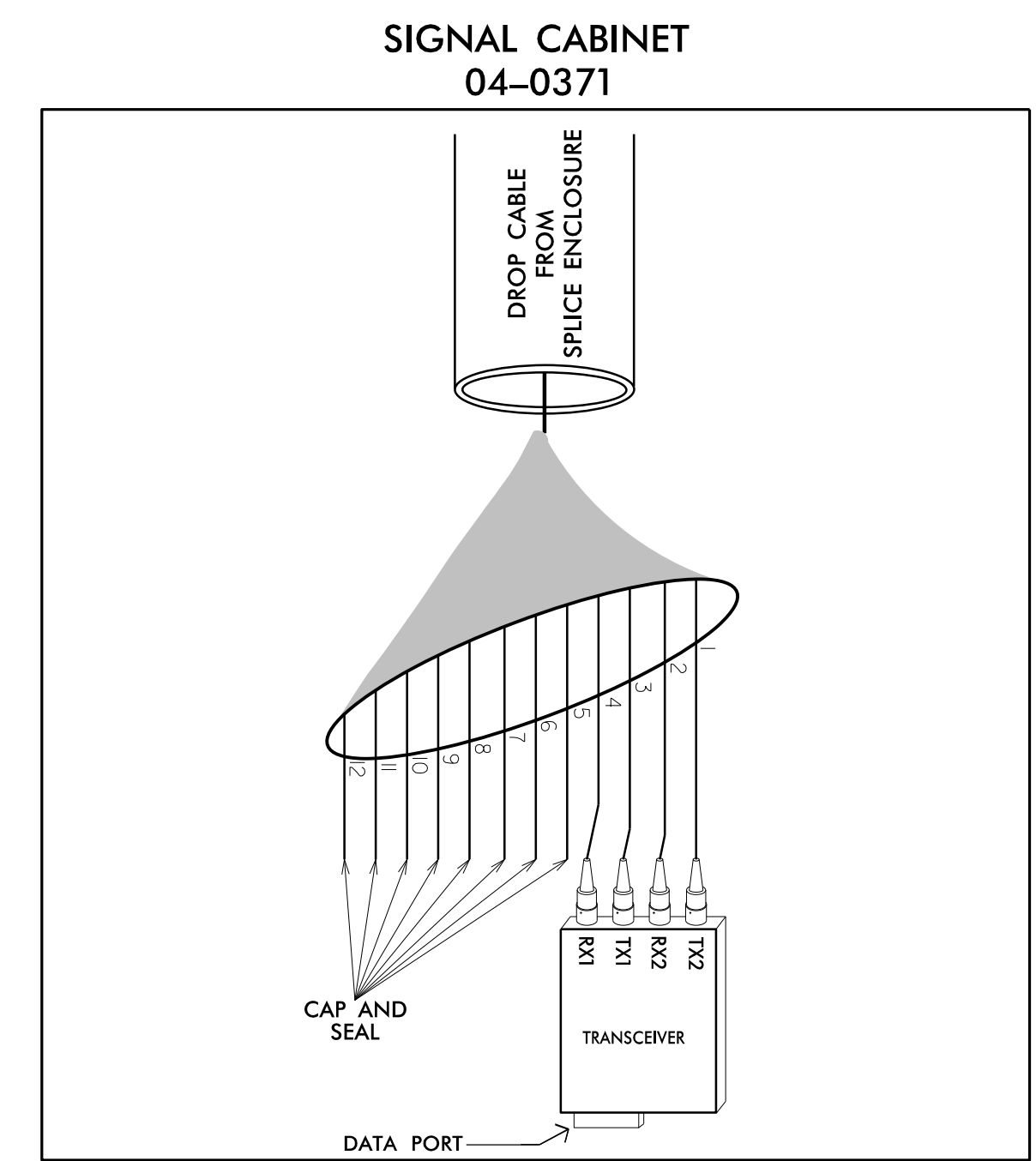
**RAMEY KEMP & ASSOCIATES, INC.**  
Transportation Engineers  
5808 Farington Place, Suite 100  
Raleigh, North Carolina 27609  
919-872-5115 Tel. 919-878-5416 Fax.  
www.rameykemp.com, NC License No. C-0910

	<p>Division 4      Wayne County      Goldsboro</p>		<p>SEAL</p>
	<p>PLAN DATE: January 2020</p>	<p>REVIEWED BY: WJ Hamilton</p>	
<p>PREPARED BY: TS Popelka</p>	<p>RKA PROJ NO: 17028 (040)</p>	<p>INIT.      DATE</p>	<p>SIGNATURE      DATE</p>
<p>SCALE</p> <p>0      NONE</p>	<p>REVISIONS</p>	<p>CADD Filename:</p>	

DOCUMENT NOT CONSIDERED FINAL UNLESS ALL SIGNATURES COMPLETED

04-0371  
 US 70 Westbound Ramp  
 at  
 US 117 (North William Street)

- LEGEND**  
 X = FUSION SPLICE
- COLOR CODE**  
 TIA/EIA 598-A
- |            |             |
|------------|-------------|
| (1) BLUE   | (7) RED     |
| (2) ORANGE | (8) BLACK   |
| (3) GREEN  | (9) YELLOW  |
| (4) BROWN  | (10) VIOLET |
| (5) SLATE  | (11) ROSE   |
| (6) WHITE  | (12) AQUA   |



- NOTES:**
- 1) NOTIFY THE CITY OF GOLDSBORO ENGINEER AT 919-580-4367 FIVE (5) DAYS PRIOR TO BEGINNING WORK ON SIGNAL SYSTEM COMMUNICATIONS CABLE. NOTIFY THE CITY OF GOLDSBORO ENGINEER AFTER ALL WORK IS PERFORMED TO ENSURE THAT ALL FIBER CIRCUITS ARE FUNCTIONING PROPERLY. ALL WORK IS NOT COMPLETE UNTIL THE SIGNAL SYSTEM IS BACK UP AND OPERATIONAL.
  - 2) CONTRACTOR TO RECORD EXISTING SPLICE ARRANGEMENT FOR COMPARISON TO THE SUPPLIED SPLICE DETAILS. IF DISCREPANCIES EXIST, CONTACT THE ENGINEER TO DETERMINE HOW TO PROCEED WITH RESPLICING. PROVIDE AS-BUILT PLANS TO THE ENGINEER IF FINAL SPLICE ARRANGEMENT DIFFERS FROM THE SUPPLIED SPLICE DETAILS.
  - 3) TRANSCEIVER TERMINATION CONFIGURATIONS ARE GENERIC. CONTRACTOR IS RESPONSIBLE FOR DETERMINING \ ENSURING PROPER TERMINATIONS.
  - 4) INCLUDE ON THE COVER OF EACH SPLICE TRAY THE FOLLOWING: REFERENCE SECTION 1731 "FIBER OPTIC SPLICE ENCLOSURE"
    - 1) SPLICE LOCATION
    - 2) DATE
    - 3) COMPANY NAME
    - 4) NAME OF INDIVIDUAL PERFORMING THE SPLICING

PRIOR TO INSTALLING THE COVER ON THE SPLICE TRAY TAKE A DIGITAL PHOTOGRAPH SHOWING THE SPLICE TRAY AND INFORMATION SHOWN ABOVE (1-4) AND SUBMIT PHOTOGRAPH ALONG WITH OTDR TEST RESULTS.

**TRANSCEIVER TERMINATION CONFIGURATIONS ARE GENERIC. CONTRACTOR IS RESPONSIBLE FOR DETERMINING/ENSURING PROPER TERMINATIONS.**

Prepared in the offices of:

**RAMEY KEMP ASSOCIATES, INC.**  
 Transportation Engineers  
 5808 Farington Place, Suite 100  
 Raleigh, North Carolina 27609  
 919-872-5115 Tel. 919-878-5416 Fax.  
 www.rameykemp.com, NC License No. C-0910

Prepared for:

750 N. Greenfield Pkwy., Garner, NC 27529

SCALE  
 0  
 NONE

<b>Splice Details</b>	
Division 4	Wayne County
PLAN DATE: January 2020	REVIEWED BY: WJ Hamilton
PREPARED BY: TS Popelka	RKA PROJ NO: 17028 (040)
REVISIONS	INIT. DATE

DOCUMENT NOT CONSIDERED FINAL UNLESS ALL SIGNATURES COMPLETED

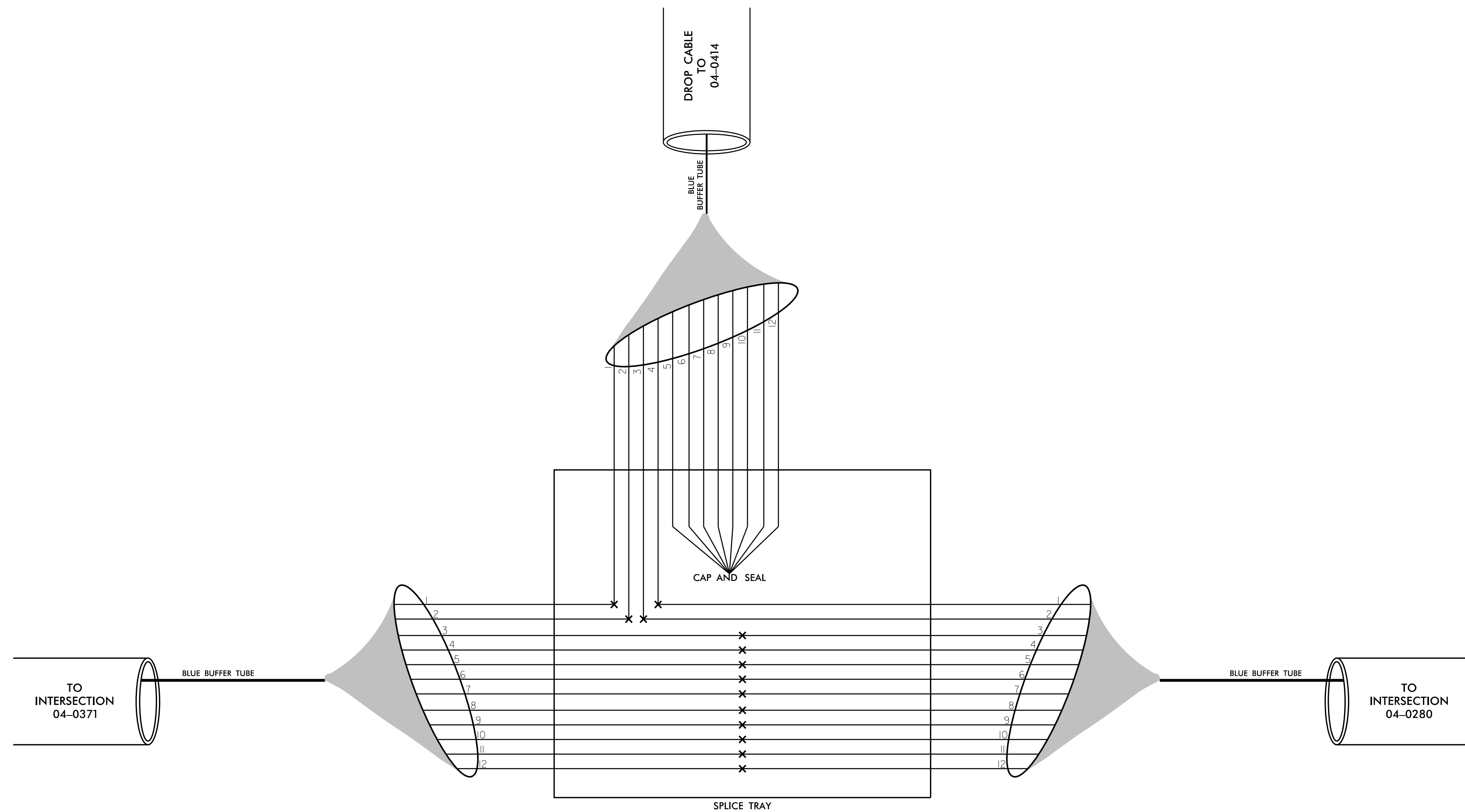
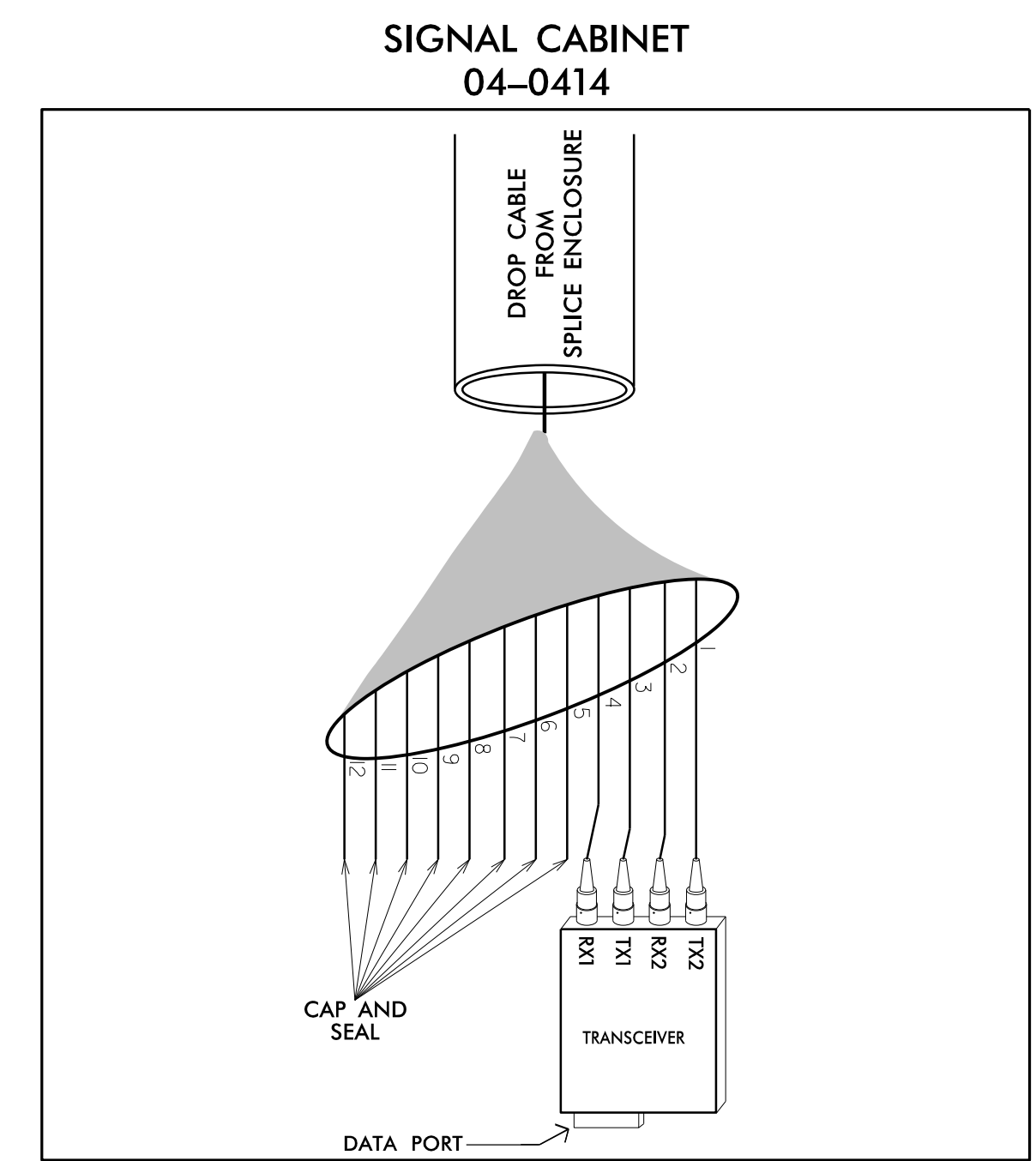
SEAL

William J. Hamilton  
 PROFESSIONAL ENGINEER  
 1-31-2020

CADD Filename:

04-0414  
 SR 1555 (11th Street)  
 at  
 US 117 (North William Street)

- LEGEND**
- X = FUSION SPLICE
- | COLOR CODE |       |
|------------|-------|
| TIA/EIA    | 598-A |
- (1) BLUE
  - (2) ORANGE
  - (3) GREEN
  - (4) BROWN
  - (5) SLATE
  - (6) WHITE
  - (7) RED
  - (8) BLACK
  - (9) YELLOW
  - (10) VIOLET
  - (11) ROSE
  - (12) AQUA



- NOTES:**
- 1) NOTIFY THE CITY OF GOLDSBORO ENGINEER AT 919-580-4367 FIVE (5) DAYS PRIOR TO BEGINNING WORK ON SIGNAL SYSTEM COMMUNICATIONS CABLE. NOTIFY THE CITY OF GOLDSBORO ENGINEER AFTER ALL WORK IS PERFORMED TO ENSURE THAT ALL FIBER CIRCUITS ARE FUNCTIONING PROPERLY. ALL WORK IS NOT COMPLETE UNTIL THE SIGNAL SYSTEM IS BACK UP AND OPERATIONAL.
  - 2) CONTRACTOR TO RECORD EXISTING SPLICE ARRANGEMENT FOR COMPARISON TO THE SUPPLIED SPLICE DETAILS. IF DISCREPANCIES EXIST, CONTACT THE ENGINEER TO DETERMINE HOW TO PROCEED WITH RESPLICING. PROVIDE AS-BUILT PLANS TO THE ENGINEER IF FINAL SPLICE ARRANGEMENT DIFFERS FROM THE SUPPLIED SPLICE DETAILS.
  - 3) TRANSCEIVER TERMINATION CONFIGURATIONS ARE GENERIC. CONTRACTOR IS RESPONSIBLE FOR DETERMINING \ ENSURING PROPER TERMINATIONS.
  - 4) INCLUDE ON THE COVER OF EACH SPLICE TRAY THE FOLLOWING: REFERENCE SECTION 1731 "FIBER OPTIC SPLICE ENCLOSURE"
- 1) SPLICE LOCATION
  - 2) DATE
  - 3) COMPANY NAME
  - 4) NAME OF INDIVIDUAL PERFORMING THE SPLICING

PRIOR TO INSTALLING THE COVER ON THE SPLICE TRAY TAKE A DIGITAL PHOTOGRAPH SHOWING THE SPLICE TRAY AND INFORMATION SHOWN ABOVE (1-4) AND SUBMIT PHOTOGRAPH ALONG WITH OTDR TEST RESULTS.

**TRANSCEIVER TERMINATION CONFIGURATIONS ARE GENERIC. CONTRACTOR IS RESPONSIBLE FOR DETERMINING/ENSURING PROPER TERMINATIONS.**

Prepared in the offices of:

**RAMEY KEMP & ASSOCIATES, INC.**  
 Transportation Engineers  
 5808 Farington Place, Suite 100  
 Raleigh, North Carolina 27609  
 919-872-5115 Tel. 919-878-5416 Fax.  
 www.rameykemp.com, NC License No. C-0910

Prepared for:

750 N. Greenfield Pkwy., Garner, NC 27529

SCALE  
 0  
 NONE

<b>Splice Details</b>	
Division 4	Wayne County
PLAN DATE: January 2020	REVIEWED BY: WJ Hamilton
PREPARED BY: TS Popelka	RKA PROJ NO: 17028 (040)
REVISIONS	INIT. DATE

DOCUMENT NOT CONSIDERED FINAL UNLESS ALL SIGNATURES COMPLETED

SEAL

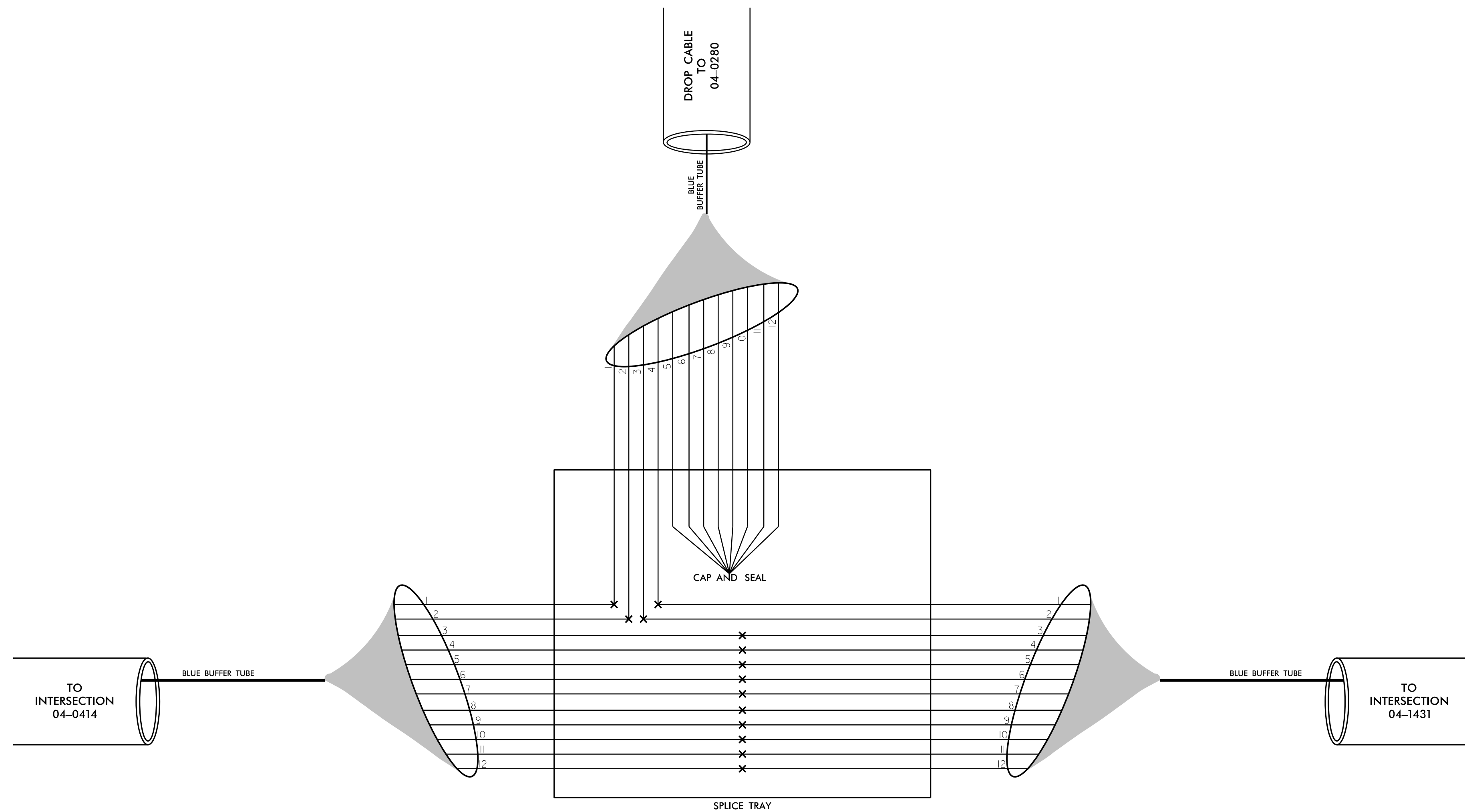
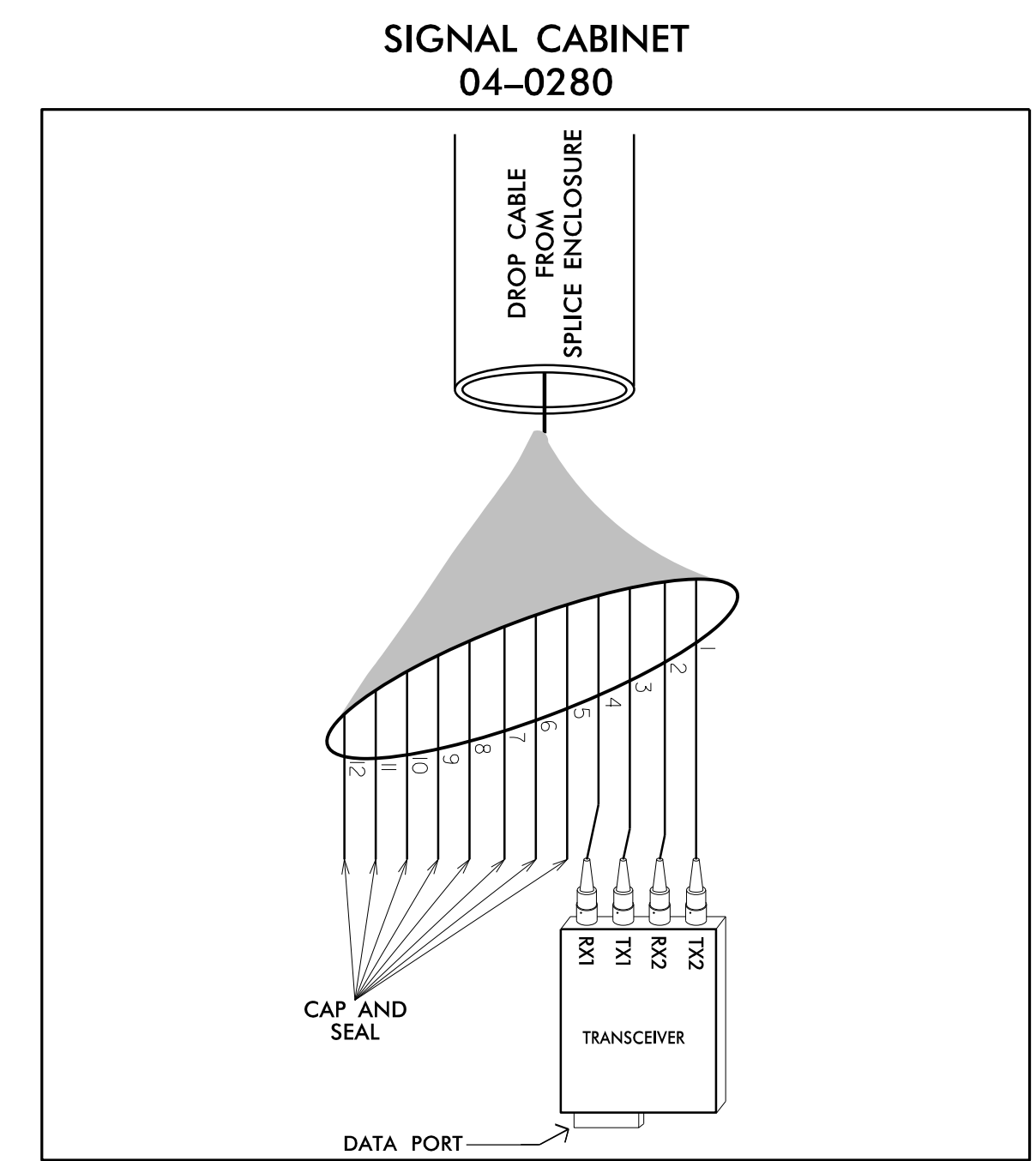
William J. Hamilton  
 PROFESSIONAL ENGINEER  
 1-31-2020

CADD Filename:



04-0280  
 NC 111SR 1523 (Patetown Road)  
 at  
 US 117 (North William Street)

- LEGEND**
- X = FUSION SPLICE
- COLOR CODE**  
 TIA/EIA 598-A
- |            |             |
|------------|-------------|
| (1) BLUE   | (7) RED     |
| (2) ORANGE | (8) BLACK   |
| (3) GREEN  | (9) YELLOW  |
| (4) BROWN  | (10) VIOLET |
| (5) SLATE  | (11) ROSE   |
| (6) WHITE  | (12) AQUA   |



- NOTES:**
- 1) NOTIFY THE CITY OF GOLDSBORO ENGINEER AT 919-580-4367 FIVE (5) DAYS PRIOR TO BEGINNING WORK ON SIGNAL SYSTEM COMMUNICATIONS CABLE. NOTIFY THE CITY OF GOLDSBORO ENGINEER AFTER ALL WORK IS PERFORMED TO ENSURE THAT ALL FIBER CIRCUITS ARE FUNCTIONING PROPERLY. ALL WORK IS NOT COMPLETE UNTIL THE SIGNAL SYSTEM IS BACK UP AND OPERATIONAL.
  - 2) CONTRACTOR TO RECORD EXISTING SPLICE ARRANGEMENT FOR COMPARISON TO THE SUPPLIED SPLICE DETAILS. IF DISCREPANCIES EXIST, CONTACT THE ENGINEER TO DETERMINE HOW TO PROCEED WITH RESPLICING. PROVIDE AS-BUILT PLANS TO THE ENGINEER IF FINAL SPLICE ARRANGEMENT DIFFERS FROM THE SUPPLIED SPLICE DETAILS.
  - 3) TRANSCEIVER TERMINATION CONFIGURATIONS ARE GENERIC. CONTRACTOR IS RESPONSIBLE FOR DETERMINING \ ENSURING PROPER TERMINATIONS.
  - 4) INCLUDE ON THE COVER OF EACH SPLICE TRAY THE FOLLOWING: REFERENCE SECTION 1731 "FIBER OPTIC SPLICE ENCLOSURE"
- 1) SPLICE LOCATION
  - 2) DATE
  - 3) COMPANY NAME
  - 4) NAME OF INDIVIDUAL PERFORMING THE SPLICING

PRIOR TO INSTALLING THE COVER ON THE SPLICE TRAY TAKE A DIGITAL PHOTOGRAPH SHOWING THE SPLICE TRAY AND INFORMATION SHOWN ABOVE (1-4) AND SUBMIT PHOTOGRAPH ALONG WITH OTDR TEST RESULTS.

**TRANSCEIVER TERMINATION CONFIGURATIONS ARE GENERIC. CONTRACTOR IS RESPONSIBLE FOR DETERMINING/ENSURING PROPER TERMINATIONS.**

Prepared in the offices of:

**RAMEY KEMP & ASSOCIATES, INC.**  
 Transportation Engineers  
 5808 Farington Place, Suite 100  
 Raleigh, North Carolina 27609  
 919-872-5115 Tel. 919-878-5416 Fax.  
 www.rameykemp.com, NC License No. C-0910

Prepared for:

750 N. Greenfield Pkwy., Garner, NC 27529

SCALE  
 0  
 NONE

**Splice Details**

Division 4	Wayne County	Goldsboro
PLAN DATE: January 2020	REVIEWED BY: WJ Hamilton	
PREPARED BY: TS Popelka	RKA PROJ NO: 17028 (040)	
REVISIONS	INIT.	DATE

DOCUMENT NOT CONSIDERED FINAL UNLESS ALL SIGNATURES COMPLETED

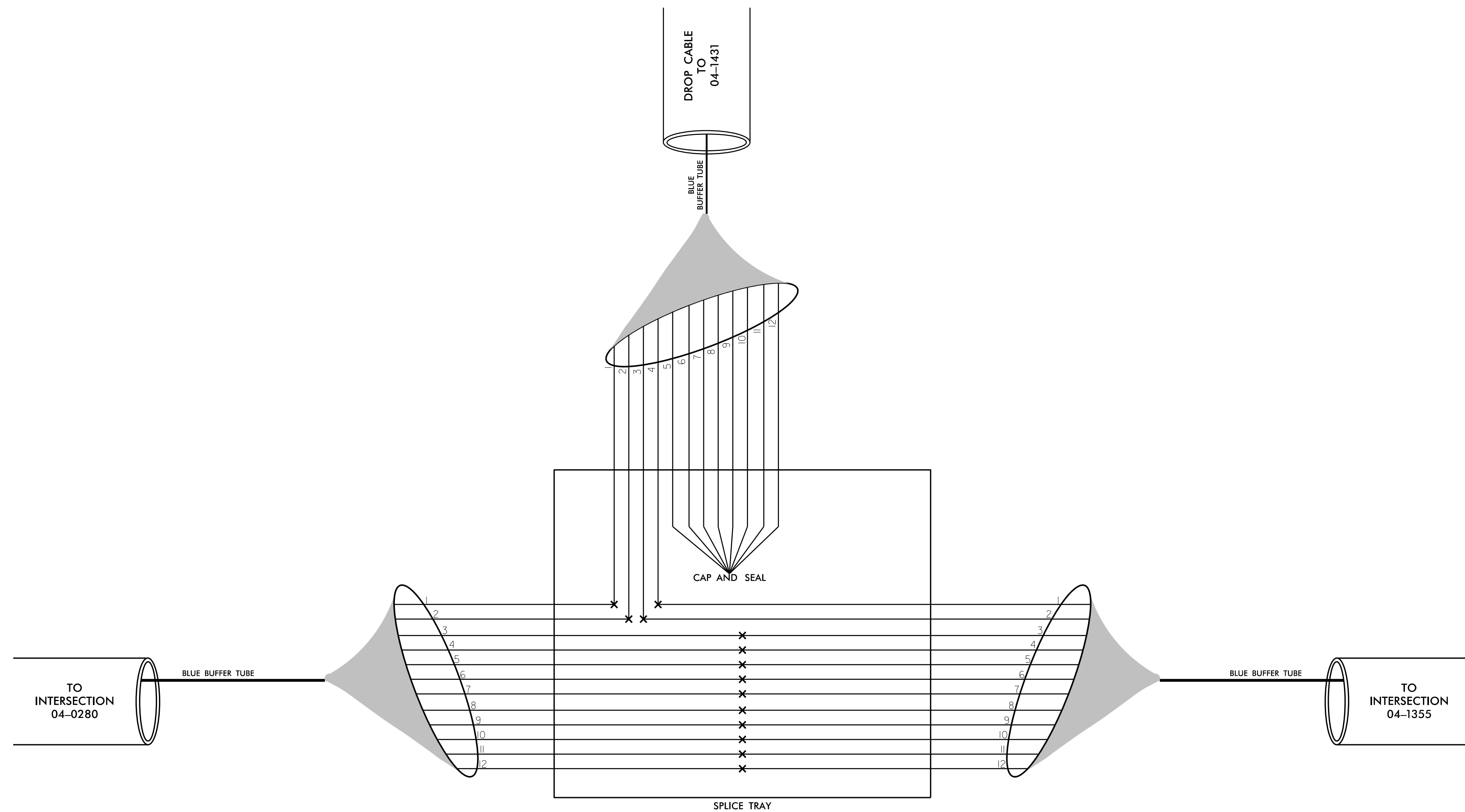
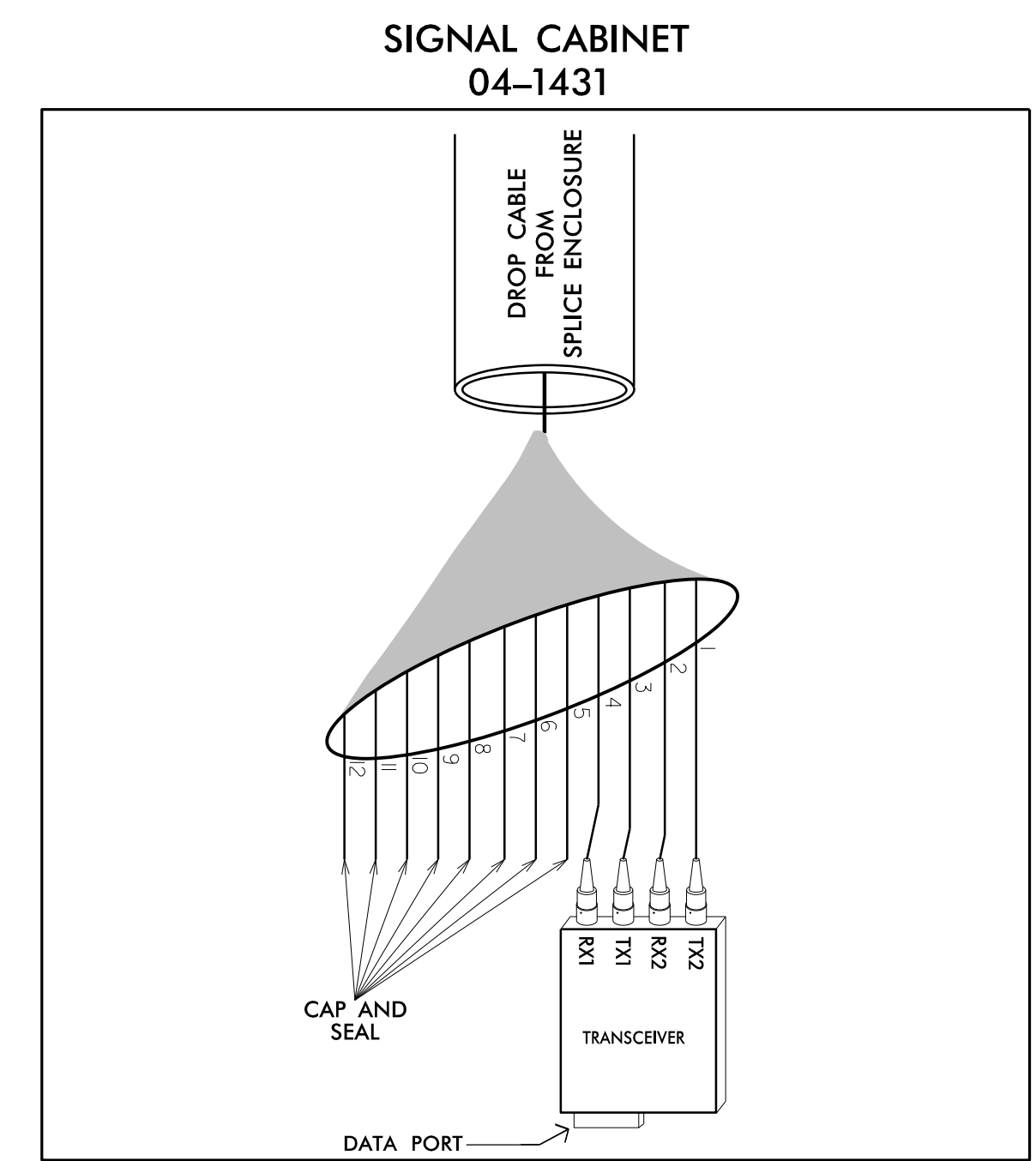
SEAL

William J. Hamilton  
 1-31-2020  
 SIGNATURE DATE

CADD Filename:

04-1431  
Industry Court  
at  
US 117 (North William Street)

- LEGEND**
- X = FUSION SPLICE
- COLOR CODE**  
TIA/EIA 598-A
- |            |             |
|------------|-------------|
| (1) BLUE   | (7) RED     |
| (2) ORANGE | (8) BLACK   |
| (3) GREEN  | (9) YELLOW  |
| (4) BROWN  | (10) VIOLET |
| (5) SLATE  | (11) ROSE   |
| (6) WHITE  | (12) AQUA   |



- NOTES:**
- 1) NOTIFY THE CITY OF GOLDSBORO ENGINEER AT 919-580-4367 FIVE (5) DAYS PRIOR TO BEGINNING WORK ON SIGNAL SYSTEM COMMUNICATIONS CABLE. NOTIFY THE CITY OF GOLDSBORO ENGINEER AFTER ALL WORK IS PERFORMED TO ENSURE THAT ALL FIBER CIRCUITS ARE FUNCTIONING PROPERLY. ALL WORK IS NOT COMPLETE UNTIL THE SIGNAL SYSTEM IS BACK UP AND OPERATIONAL.
  - 2) CONTRACTOR TO RECORD EXISTING SPLICE ARRANGEMENT FOR COMPARISON TO THE SUPPLIED SPLICE DETAILS. IF DISCREPANCIES EXIST, CONTACT THE ENGINEER TO DETERMINE HOW TO PROCEED WITH RESPLICING. PROVIDE AS-BUILT PLANS TO THE ENGINEER IF FINAL SPLICE ARRANGEMENT DIFFERS FROM THE SUPPLIED SPLICE DETAILS.
  - 3) TRANSCEIVER TERMINATION CONFIGURATIONS ARE GENERIC. CONTRACTOR IS RESPONSIBLE FOR DETERMINING \ ENSURING PROPER TERMINATIONS.
  - 4) INCLUDE ON THE COVER OF EACH SPLICE TRAY THE FOLLOWING: REFERENCE SECTION 1731 "FIBER OPTIC SPLICE ENCLOSURE"
- 1) SPLICE LOCATION
  - 2) DATE
  - 3) COMPANY NAME
  - 4) NAME OF INDIVIDUAL PERFORMING THE SPLICING

PRIOR TO INSTALLING THE COVER ON THE SPLICE TRAY TAKE A DIGITAL PHOTOGRAPH SHOWING THE SPLICE TRAY AND INFORMATION SHOWN ABOVE (1-4) AND SUBMIT PHOTOGRAPH ALONG WITH OTDR TEST RESULTS.

**TRANSCEIVER TERMINATION CONFIGURATIONS ARE GENERIC. CONTRACTOR IS RESPONSIBLE FOR DETERMINING/ENSURING PROPER TERMINATIONS.**

Prepared in the offices of:

**RAMEY KEMP & ASSOCIATES, INC.**  
Transportation Engineers  
5808 Farington Place, Suite 100  
Raleigh, North Carolina 27609  
919-872-5115 Tel. 919-878-5416 Fax.  
www.rameykemp.com, NC License No. C-0910

Prepared for:

750 N. Greenfield Pkwy., Garner, NC 27529

SCALE: NONE

**Splice Details**

Division 4	Wayne County	Goldsboro
PLAN DATE: January 2020	REVIEWED BY: WJ Hamilton	
PREPARED BY: TS Popelka	RKA PROJ NO: 17028 (040)	
REVISIONS	INIT.	DATE

DOCUMENT NOT CONSIDERED FINAL UNLESS ALL SIGNATURES COMPLETED

SEAL

William J. Hamilton  
1-31-2020

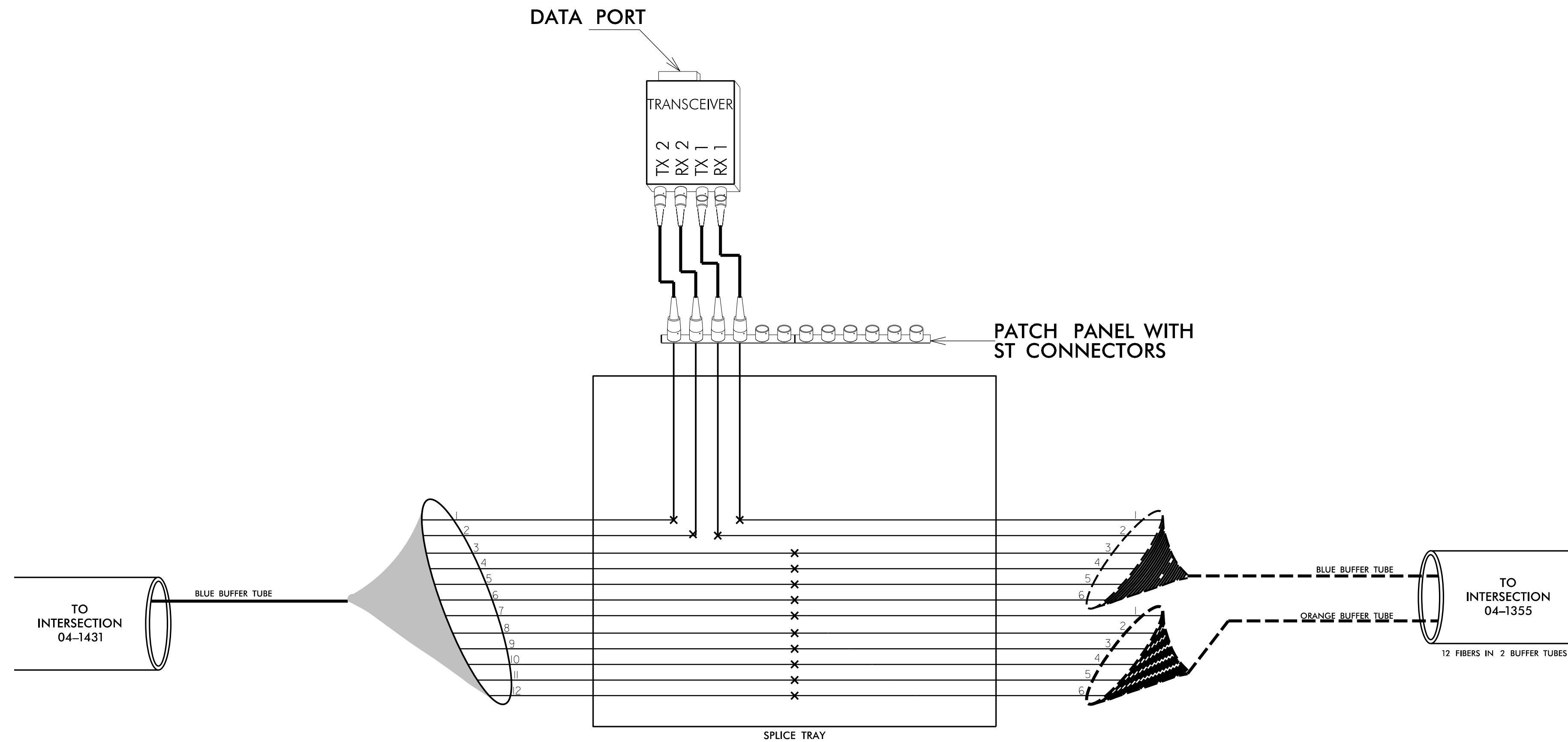
SIGNATURE DATE

CADD Filename:



04-1355  
 US 70 Bypass Off Ramp  
 at  
 US 117 (North William Street)

- LEGEND**  
 X = FUSION SPLICE
- | COLOR CODE |             |
|------------|-------------|
| TIA/EIA    | 598-A       |
| (1) BLUE   | (7) RED     |
| (2) ORANGE | (8) BLACK   |
| (3) GREEN  | (9) YELLOW  |
| (4) BROWN  | (10) VIOLET |
| (5) SLATE  | (11) ROSE   |
| (6) WHITE  | (12) AQUA   |



**NOTES:**

- 1) NOTIFY THE CITY OF GOLDSBORO ENGINEER AT 919-580-4367 FIVE (5) DAYS PRIOR TO BEGINNING WORK ON SIGNAL SYSTEM COMMUNICATIONS CABLE. NOTIFY THE CITY OF GOLDSBORO ENGINEER AFTER ALL WORK IS PERFORMED TO ENSURE THAT ALL FIBER CIRCUITS ARE FUNCTIONING PROPERLY. ALL WORK IS NOT COMPLETE UNTIL THE SIGNAL SYSTEM IS BACK UP AND OPERATIONAL.
- 2) CONTRACTOR TO RECORD EXISTING SPLICE ARRANGEMENT FOR COMPARISON TO THE SUPPLIED SPLICE DETAILS. IF DISCREPANCIES EXIST, CONTACT THE ENGINEER TO DETERMINE HOW TO PROCEED WITH RESPLICING. PROVIDE AS-BUILT PLANS TO THE ENGINEER IF FINAL SPLICE ARRANGEMENT DIFFERS FROM THE SUPPLIED SPLICE DETAILS.
- 3) TRANSCEIVER TERMINATION CONFIGURATIONS ARE GENERIC. CONTRACTOR IS RESPONSIBLE FOR DETERMINING \ ENSURING PROPER TERMINATIONS.
- 4) INCLUDE ON THE COVER OF EACH SPLICE TRAY THE FOLLOWING:  
 REFERENCE SECTION 1731 "FIBER OPTIC SPLICE ENCLOSURE"  
 1) SPLICE LOCATION  
 2) DATE  
 3) COMPANY NAME  
 4) NAME OF INDIVIDUAL PERFORMING THE SPLICING

PRIOR TO INSTALLING THE COVER ON THE SPLICE TRAY TAKE A DIGITAL PHOTOGRAPH SHOWING THE SPLICE TRAY AND INFORMATION SHOWN ABOVE (1-4) AND SUBMIT PHOTOGRAPH ALONG WITH OTDR TEST RESULTS.

**TRANSCEIVER TERMINATION CONFIGURATIONS ARE GENERIC. CONTRACTOR IS RESPONSIBLE FOR DETERMINING/ENSURING PROPER TERMINATIONS.**

Prepared in the offices of:

**RAMEY KEMP & ASSOCIATES, INC.**  
 Transportation Engineers  
 5808 Farington Place, Suite 100  
 Raleigh, North Carolina 27609  
 919-872-5115 Tel. 919-878-5416 Fax.  
 www.rameykemp.com, NC License No. C-0910

Prepared for:

750 N. Greenfield Pkwy., Garner, NC 27529

SCALE  
 0  
 NONE

<b>Splice Details</b>	
Division 4	Wayne County
Goldso	Goldso
PLAN DATE: January 2020	REVIEWED BY: WJ Hamilton
PREPARED BY: TS Popelka	RKA PROJ NO: 17028 (040)
REVISIONS	INIT. DATE

DOCUMENT NOT CONSIDERED FINAL UNLESS ALL SIGNATURES COMPLETED

SEAL

William J. Hamilton  
 PROFESSIONAL ENGINEER  
 1-31-2020

SIGNATURE DATE

CADD Filename: