


STATE OF NORTH CAROLINA  
DEPARTMENT OF TRANSPORTATION

TIP NO.	SHEET NO.
U-2714	SIGN-1
APPROVED: <i>Ron King</i>	
DATE: 1/30/2020	
SEAL	
	
DOCUMENT NOT CONSIDERED FINAL UNLESS ALL SIGNATURES COMPLETED	

SIGNING PLAN  
WAYNE COUNTY

LOCATION: US 117A (N. WILLIAMS ST) FROM NORTH OF US 70  
TO SR 1571 (TOMMY'S RD)

T.I.P. : U-2714

INDEX

SHEET NO.	DESCRIPTION
SIGN-1	TITLE SHEET
SIGN-1A	SUPPORT CHART
SIGN-2-4	SIGN DESIGNS
SIGN-5-5A	'E' & 'F' TYPE SIGNS
SIGN-6-13A	SIGN DETAIL SHEETS

ROADWAY STANDARD DRAWING

THE FOLLOWING ROADWAY STANDARDS AS APPEAR IN "ROADWAY STANDARD DRAWINGS" - PROJECT SERVICES UNIT - N.C. DEPARTMENT OF TRANSPORTATION - RALEIGH, N.C., DATED JANUARY 2018 ARE APPLICABLE TO THIS PROJECT AND BY REFERENCE HEREBY ARE CONSIDERED A PART OF THESE PLANS:

STD. NO.	TITLE
901.20	TYPE 'B' SIGNS
901.50	ARROWS AND SHIELDS
901.70	SIGN STRINGERS AND SUPPORT SPACING
901.80	SIGN MOUNTING DETAILS FOR TYPE A AND TYPE B SIGNS
903.10	GROUND MOUNTED SIGN SUPPORTS
904.10	ORIENTATION OF GROUND MOUNTED SIGNS
904.50	MOUNTING OF TYPE 'D', 'E' AND 'F' SIGNS ON U-POSTS
910.30	SIGNING UNSIGNALIZED SUPERSTREET
910.50	SIGNING FOR SPEED REDUCTION ZONE

SUMMARY OF QUANTITIES


ITEM NO.		ITEM DESCRIPTION	QUANTITY	UNIT
DESC. NO.	SECT. NO.			
4025000000	901	CONTRACTOR FURNISHED, TYPE A SIGN	38	S.F.
4025000000	901	CONTRACTOR FURNISHED, TYPE B SIGN	30	S.F.
4025000000	901	CONTRACTOR FURNISHED, TYPE D SIGN	143	S.F.
4025000000	901	CONTRACTOR FURNISHED, TYPE E SIGN	755	S.F.
4025000000	901	CONTRACTOR FURNISHED, TYPE F SIGN	384	S.F.
4054000000	902	PLAIN CONCRETE SIGN FOUNDATION	1	CY.
4060000000	903	SUPPORTS, BREAKAWAY STEEL BEAM	225	LB.
4072000000	903	SUPPORTS, 3 LB STEEL U-CHANNEL	2700	LF.
4110000000	904	SIGN ERECTION, TYPE A (GROUND MOUNTED)	1	EA.
4110000000	904	SIGN ERECTION, TYPE B (GROUND MOUNTED)	1	EA.
4096000000	904	SIGN ERECTION, TYPE D	10	EA.
4102000000	904	SIGN ERECTION, TYPE E	121	EA.
4108000000	904	SIGN ERECTION, TYPE F	27	EA.
4152000000	907	DISPOSAL OF SIGN SYSTEM, STEEL BEAM	1	EA.
4158000000	907	DISPOSAL OF SIGN SYSTEM, WOOD	100	EA.


GENERAL NOTES


- SIGNS FURNISHED BY CONTRACTOR
- CONFIRM IN WRITING AT LEAST 4 MONTHS IN ADVANCE, THE ACTUAL DATE THE DEPARTMENT FURNISHED SIGNS WILL BE REQUIRED.
- ALL TYPE 'D' SIGNS SHALL BE MOUNTED ON TWO U-POSTS UNLESS OTHERWISE INDICATED ON THE PLANS.
- IF REMOVAL OR RELOCATION OF SIGNS ON PRIVATE STREET (NON-STATE MAINTAINED) IS REQUIRED DUE TO CONSTRUCTION, THE CONTRACTOR SHALL INFORM THE ENGINEER. THE WORK WILL BE COMPLETED BY OTHERS.
- WHEN NOT STATIONED OR DIMENSIONED ON PLANS, ALL 'E' AND 'F' SIGNS SHALL BE FIELD LOCATED BY THE ENGINEER
- ALL EXISTING SIGNS ON U-POST WITHIN THE PROJECT LIMITS SHALL BE REMOVED AND DISPOSED OF UNLESS OTHERWISE NOTED ON PLANS.
- WHEN EXISTING SIGNS ARE REMOVED AND INSTALLED ON NEW SUPPORTS, THE RE-ERECTION SHALL IMMEDIATELY FOLLOW THE REMOVAL.
- THE BACKGROUND FOR TYPE E & F SIGNS SHALL BE GRADE C REFLECTIVE SHEETING.
- DO NOT BEGIN FABRICATION FOR TYPE A&B SIGNS MOUNTED ON OVERHEAD STRUCTURES OR STEEL SUPPORTS UNTIL "S" DIMENSIONS HAVE BEEN FIELD VERIFIED.

PROJECT NOTES

- DISPOSAL OF SIGN SYSTEM, WOOD
- DISPOSAL OF SIGN SYSTEM, STEEL BEAM
- RELOCATED BY OTHERS

PLAN REVIEWED BY: N.C.D.O.T. SIGNING AND DELINEATION UNIT		
AYMAN ALQUDWAH, P.E.	SIGNING & DELINEATION REGIONAL ENGINEER	
WALTER JOHNSON	SIGNING & DELINEATION PROJECT DESIGN ENGINEER	

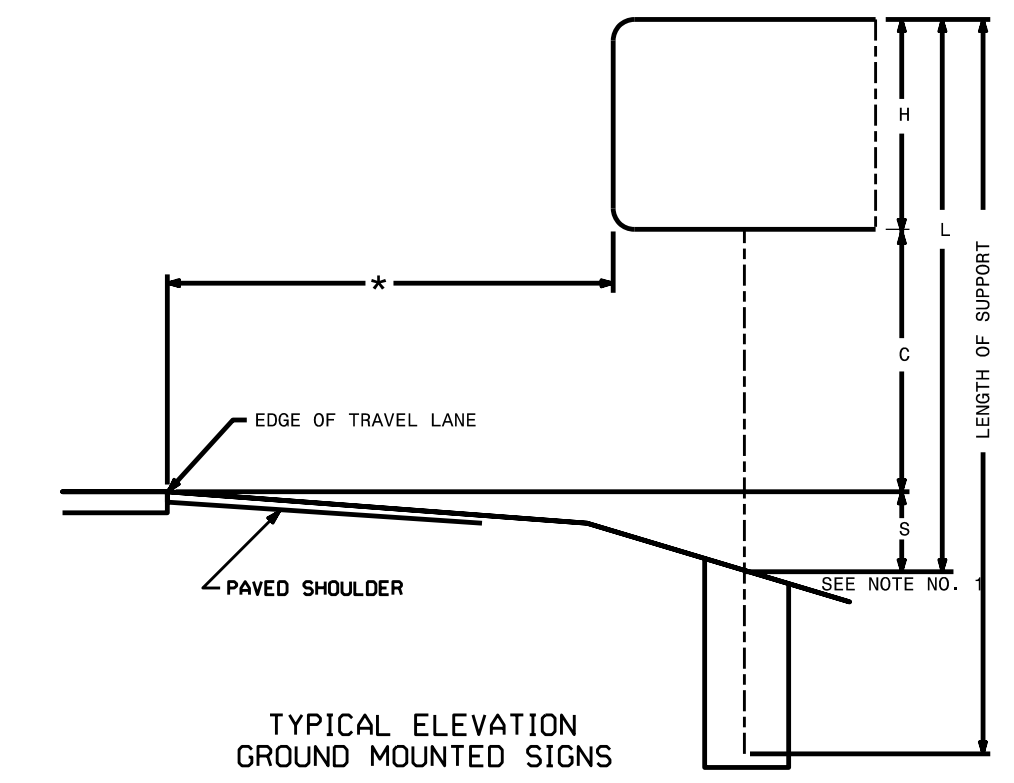
PLAN PREPARED BY: HDR/ICA		 555 Fayetteville St. Suite 900 Raleigh, NC 27601 <small>NC License No: F-0258</small>
RON KING, P.E.	PROJECT ENGINEER	
K. HECTOR, P.E.	DESIGN ENGINEER	

<b>TIP NO.</b> U-2714	<b>SHEET NO.</b> SIGN-1A
APPROVED: <i>Ron King</i>	
DATE: 1/30/2020	
SEAL	
	
<b>DOCUMENT NOT CONSIDERED FINAL UNLESS ALL SIGNATURES COMPLETED</b>	

SIGN					ROADWAY STATION	NUMBER OF SUPPORTS	BEAM SECTION	SUPPORT TYPE BA or S	OMNI COUPLER	ATTACHMENT METHOD	MOUNTING METHOD	HORIZONTAL CLEARANCE* (ft.)	SUPPORT SPACING	LENGTH (ft)			LEFT SUPPORT (ft)			CENTER SUPPORT (ft)			RIGHT SUPPORT (ft)			SUPPORT WEIGHTS		FOOTINGS				FIELD VERIFIED SEE NOTE 2 (mm/dd/yy)
NUMBER	TYPE	SIZE (in.)												SNS HT "H"	MTG HT "C"	EMBED- MENT	S	L	LENGTH	S	L	LENGTH	S	L	LENGTH	B/A (lbs.)	SIMPLE (lbs.)	DIAMETER (ft.)	DEPTH (ft.)	REINFORCED (c.y.)	PLAIN (c.y.)	
		w	x	h																												
101	A	66	x	60	19+50 -Y4- (C&G)	2	S3x5.7	BA	N/A	N/A	N/A	18.00	3.22	5.00	7.00	2.5	1.59	13.59	16.09	0.00	0.00	0.00	2.54	14.54	17.04	224.81	0	1.0	3	0.00	0.17	
																	TOTAL	TOTAL			TOTAL	TOTAL										
																	224.81	0.00			0.00	0.17										
																	USE:	225.00	0.00			0.00	1.00									

**NOTES**

1. DIMENSION "S" REPRESENTS AN INCREASE (+), OR A DECREASE (-) IN POLE LENGTH, RELATIVE TO THE ELEVATION OF THE EDGE OF TRAVEL LANE.
2. FIELD VERIFICATIONS SHALL BE REQUIRED FOR ALL SUPPORTS, SEE (\*) ARTICLE 903-3. FABRICATORS SHALL BE AISC CERTIFIED IN CATEGORY 1, SEE (\*) ARTICLE 1072-1. (\*) = N.C.D.O.T. STANDARD SPECIFICATIONS FOR ROADS AND STRUCTURES
3. PLAN LOCATIONS FOR EXISTING UTILITIES ARE BASED ON THE BEST AVAILABLE INFORMATION AND, THEREFORE MAY NOT BE PRECISELY ACCURATE. THEREFORE, IT IS INCUMBENT UPON THE CONTRACTOR TO DETERMINE THE EXACT LOCATION OF UTILITIES BEFORE BEGINNING WORK IN A LOCATION.



**TYPE "A" & "B"  
GROUND MOUNTED SIGNS**





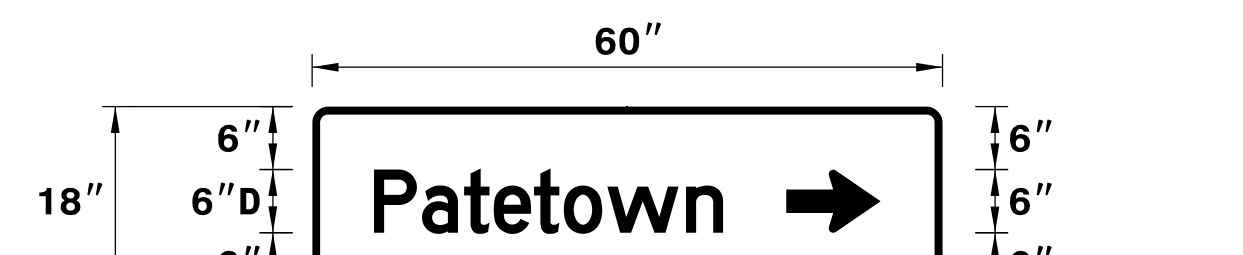
SIGN NUMBER: 305  
 TYPE: D  
 QUANTITY: 1  
 SIGN WIDTH: 5'-0"  
 HEIGHT: 1'-6"  
 TOTAL AREA: 7.5 Sq.Ft.  
 BORDER TYPE: FLUSH  
 RECESS: 0"  
 WIDTH: 0.75"  
 RADII: 1.5"  
 NO. Z BARS: 1  
 LENGTH:

BACKG COLOR: Green  
 COPY COLOR: White

SYMBOL	X	Y	WID	HT
AR_Type D	45.1	6	6	9

MAT'L: 0.125" (3.2 mm) ALUMINUM

DESIGN BY: R DRAYTON  
 PROJECT ID: U-2714  
 CHECKED BY: R KING  
 Dec 10, 2019  
 DIV: 4



BORDER R=1.5" TH=0.75"

USE NOTES: 1,2

- Legend and border(except those that are colored black) shall be direct applied Grade C sheeting.
- Background shall be Grade C reflective sheeting.

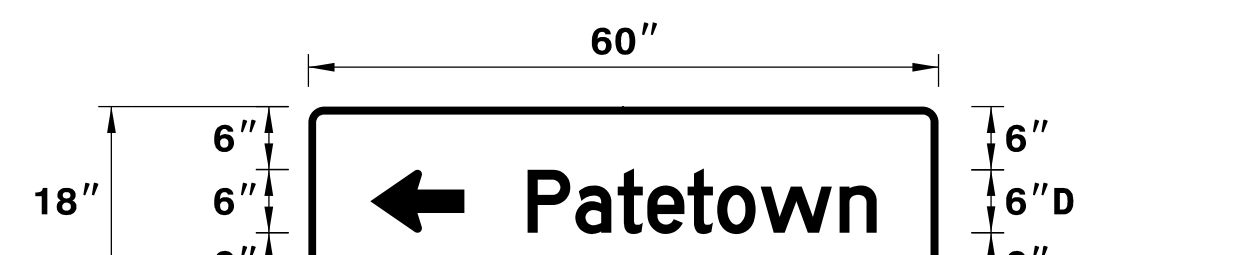
SIGN NUMBER: 306  
 TYPE: D  
 QUANTITY: 1  
 SIGN WIDTH: 5'-0"  
 HEIGHT: 1'-6"  
 TOTAL AREA: 7.5 Sq.Ft.  
 BORDER TYPE: FLUSH  
 RECESS: 0"  
 WIDTH: 0.75"  
 RADII: 1.5"  
 NO. Z BARS: 1  
 LENGTH:

BACKG COLOR: Green  
 COPY COLOR: White

SYMBOL	X	Y	WID	HT
AR_Type D	5.9	6	6	9

MAT'L: 0.125" (3.2 mm) ALUMINUM

DESIGN BY: R DRAYTON  
 PROJECT ID: U-2714  
 CHECKED BY: R KING  
 Dec 10, 2019  
 DIV: 4



BORDER R=1.5" TH=0.75"

USE NOTES: 1,2

- Legend and border(except those that are colored black) shall be direct applied Grade C sheeting.
- Background shall be Grade C reflective sheeting.

LETTER POSITIONS

Letter spacings are to start of next letter

Series/Size	Text Length
D 2000	33.2

Spacing Factor is 1 unless specified otherwise

LETTER POSITIONS

Letter spacings are to start of next letter

Series/Size	Text Length
D 2000	33.2

Spacing Factor is 1 unless specified otherwise

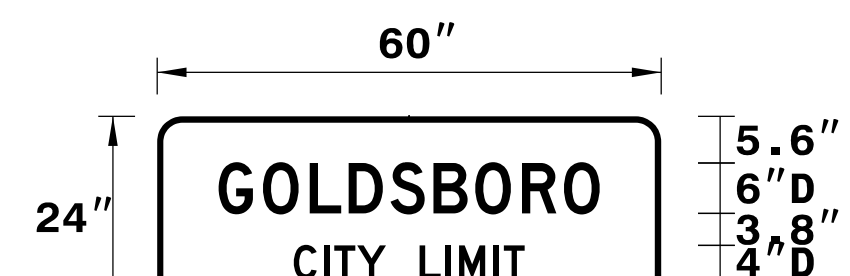
SIGN NUMBER: 307  
 TYPE: D  
 QUANTITY: 1  
 SIGN WIDTH: 5'-0"  
 HEIGHT: 2'-0"  
 TOTAL AREA: 10.0 Sq.Ft.  
 BORDER TYPE: FLUSH  
 RECESS: 0"  
 WIDTH: 0.75"  
 RADII: 3"  
 NO. Z BARS: 1  
 LENGTH:

BACKG COLOR: Green  
 COPY COLOR: White

SYMBOL	X	Y	WID	HT
AR_Type D				

MAT'L: 0.125" (3.2 mm) ALUMINUM

DESIGN BY: K HECTOR  
 PROJECT ID: U-2714  
 CHECKED BY: R KING  
 Jan 30, 2019  
 DIV: 4



BORDER R=3" TH=0.75"

USE NOTES: 1 & 2

- Legend and border(except those that are colored black) shall be direct applied Grade C sheeting.
- Background shall be Grade C reflective sheeting.
- Shields; A, B, and C type arrows shall be on 0.032" (0.8mm) aluminum and demountable.

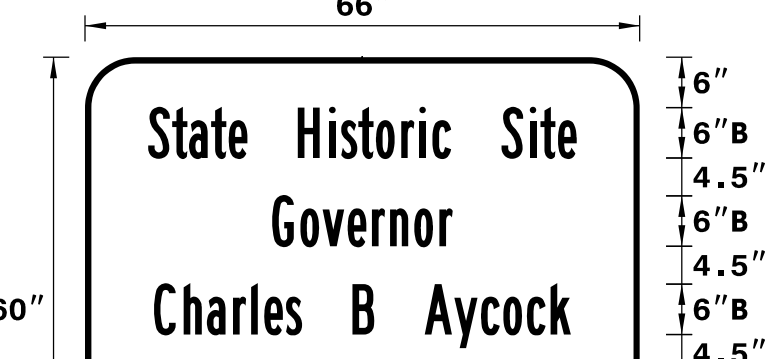
SIGN NUMBER: 101  
 TYPE: B  
 QUANTITY: 1  
 SIGN WIDTH: 5'-6"  
 HEIGHT: 5'-0"  
 TOTAL AREA: 27.5 Sq.Ft.  
 BORDER TYPE: FLUSH  
 RECESS: 0"  
 WIDTH: 0.75"  
 RADII: 6"  
 NO. Z BARS: 2  
 LENGTH: 58.0

BACKG COLOR: Brown  
 COPY COLOR: White

SYMBOL	X	Y	WID	HT
AR_Type D	28.5	6	6	9

MAT'L: 0.125" (3.2 mm) ALUMINUM

DESIGN BY: R DRAYTON  
 PROJECT ID: U-2714  
 CHECKED BY: R KING  
 Dec 10, 2019  
 DIV: 4



BORDER R=6" TH=0.75"

USE NOTES: 1,2

- Legend and border(except those that are colored black) shall be direct applied Grade C sheeting.
- Background shall be Grade C reflective sheeting.

LETTER POSITIONS

Letter spacings are to start of next letter

Series/Size	Text Length
D 2000	45.4
D 2000	27.5

Spacing Factor is 1 unless specified otherwise

LETTER POSITIONS


Letter spacings are to start of next letter

Series/Size	Text Length
B 2000	51
B 2000	21.5
B 2000	49.6
B 2000	24.4


Spacing Factor is 1 unless specified otherwise

REVISIONS

APPROVED: Ron King DATE: 30/2020



## SIGN DESIGNS

SCALE: NTS		REVISIONS
DATE: 12/10/2019		
DWG. BY: K HECTOR		
DESIGN BY: K HECTOR		
REVIEWED BY: R KING		

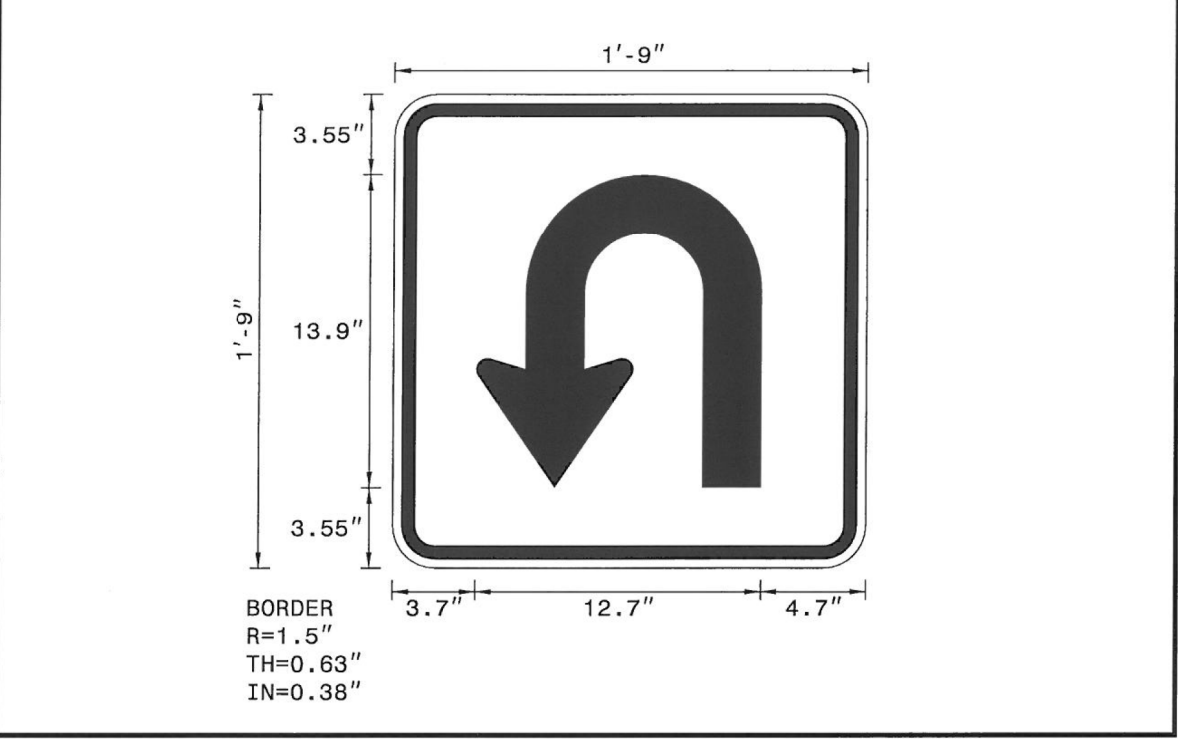
SIGN NUMBER: SP-1  
 TYPE: F Ground  
 QUANTITY: 1  
 SIGN WIDTH: 1'-9"  
 HEIGHT: 1'-9"  
 TOTAL AREA: 3.1 Sq.Ft.  
 MAT'L: 0.063" ALUMINUM  
 BORDER TYPE: RECESSED  
 RECESS: 0.38"  
 WIDTH: 0.63"  
 RADII: 1.5"  
 NO. Z BARS: 1  
 LENGTH:

BACKG. COLOR: White  
 COPY COLOR: Black

DESIGN BY: PROJECT ID:  
 CHK BY: DIV:  
 STD #: DATE:

N. C. DEPARTMENT OF TRANSPORTATION  
 DIVISION OF HIGHWAYS  
 TRANSPORTATION MOBILITY & SAFETY  
 SIGNING & DELINEATION UNIT

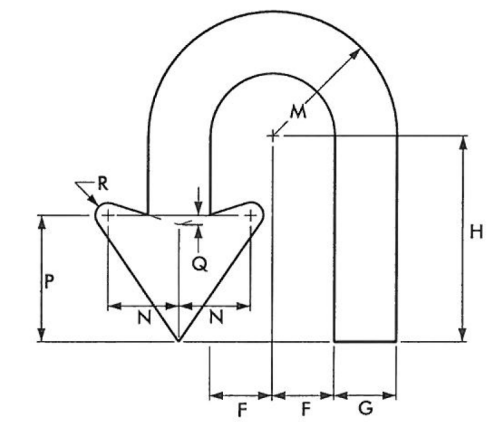
SYMBOL	X	Y	WID	HT
u arrow	3.7	3.5	12.7	13.9



BORDER R=1.5" TH=0.63" IN=0.38"

NOTES:  
 1. Legend and border shall be direct applied Non-reflective sheeting.  
 2. Background shall be Grade C reflective sheeting.

Arrow Details



ARROW DIMENSIONS (INCHES)	F	G	H	M	N	P	Q	R
	2.625	2.625	8.659	5.25	3	5.25	0.375	0.5

Spacing Factor is 1 unless specified otherwise  
 FILENAME: GSENG

SIGN NUMBER: 311  
 TYPE: D  
 QUANTITY: 1  
 SIGN WIDTH: 7'-6"  
 HEIGHT: 2'-6"  
 TOTAL AREA: 18.8 Sq.Ft.  
 BORDER TYPE: FLUSH  
 RECESS: 0"  
 WIDTH: 0.75"  
 RADII: 1.5"  
 NO. Z BARS: 1  
 LENGTH:

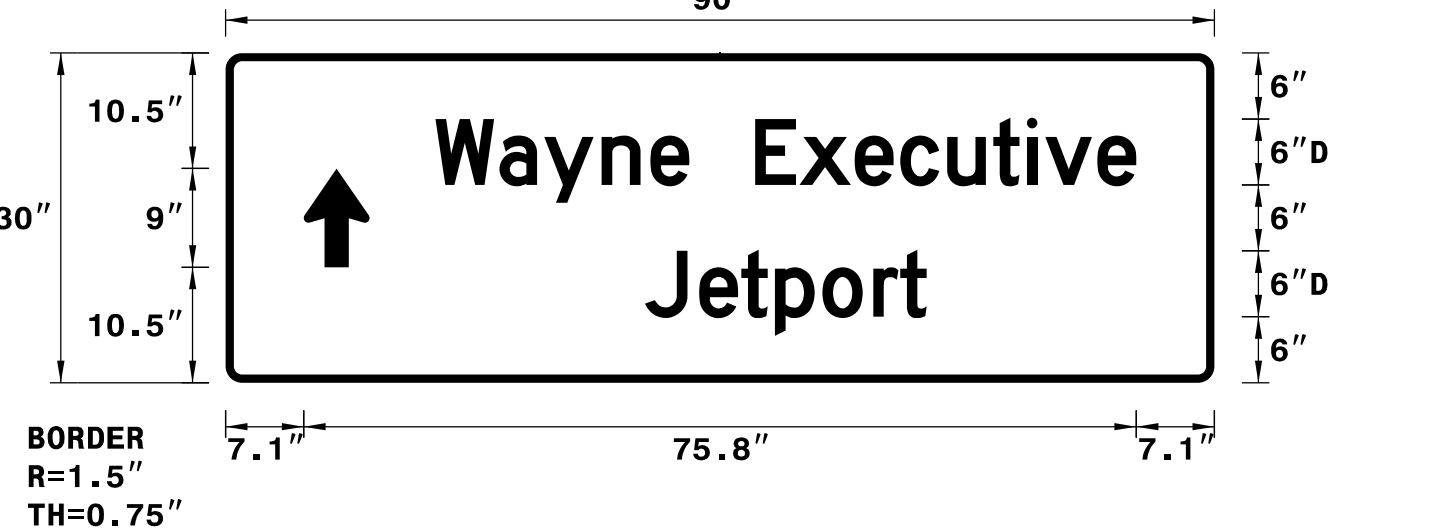
BACKG COLOR: Green  
 COPY COLOR: White

DESIGN BY: none  
 PROJECT ID: ID  
 CHECKED BY: Dec 10, 2019  
 LOCATION: DIV

SYMBOL	X	Y	WID	HT
AR_Type D	7.1	10.5	6	9

MAT'L: 0.125" (3.2 mm) ALUMINUM

USE NOTES: 1,2  
 1. Legend and border(except those that are colored black) shall be direct applied Grade C sheeting.  
 2. Background shall be Grade C reflective sheeting.



BORDER R=1.5" TH=0.75"

Spacing Factor is 1 unless specified otherwise

LETTER POSITIONS

Letter spacings are to start of next letter

	W	a	y	n	e	E	x	e	c	u	t	i	v	e	Series/Size Text Length			
	19.1	5.8	4.1	5.2	4.4	3.5	6	4	5	4.1	4.3	4.2	3.1	1.7	4.7	3.5	7.1	D 2000 63.8
																		D 2000 25.6
	38.2	4.9	3.8	3.1	4.3	4.6	2.5	2.4	26.2									

FILENAME: SignDesigns NORTH CAROLINA D.O.T. SIGN DETAIL

REVISIONS


SIGN NUMBER: 432  
 TYPE: E  
 QUANTITY: 1  
 SIGN WIDTH: 2'-0"  
 HEIGHT: 3'-0"  
 TOTAL AREA: 6.0 Sq.Ft.  
 BORDER TYPE: RECESSED  
 RECESS: 0.38"  
 WIDTH: 0.63"  
 RADII: 1.13"  
 NO. Z BARS: 1  
 LENGTH:

BACKG COLOR: White  
 COPY COLOR: Black

DESIGN BY: R DRAYTON  
 PROJECT ID: U-2714  
 CHECKED BY: R KING  
 DATE: Dec 06, 2019  
 DIV: 6

SYMBOL	X	Y	WID	HT

MAT'L: 0.125" (3.2 mm) ALUMINUM



BORDER R=1.13" TH=0.63" IN=0.38" Spacing Factor is 1 unless specified otherwise

USE NOTES: 1,2  
 1. Legend and border(except those that are colored black) shall be direct applied Grade C sheeting.  
 2. Background shall be Grade C reflective sheeting.

LETTER POSITIONS

Letter spacings are to start of next letter

	N	O																	Series/Size Text Length
	7.4	5	4.2	7.4															D 9.2
																			C 20.9
	1.6	3.4	3.8	3.8	3.6	3.6	2.8	1.6											D 2000 20.1
																			D 2000 18.8
	2.6	2.2	2.4	2.9	2	2.3	2.6	2.6	1.9	2.6									D 2000 20.9
	1.6	2.4	2	2.9	2	2.2	2.7	2.4	2.2	1.9	1.6								

FILENAME: SignDesigns NORTH CAROLINA D.O.T. SIGN DETAIL

APPROVED: Ron King DATE: 30/2020

**SIGN DESIGNS**

SCALE: NTS  
 DATE: 12/10/2019  
 DWG. BY: J DOWDY  
 DESIGN BY: R DRAYTON  
 REVIEWED BY: R KING


SEAL 022959  
 ENGINEER  
 RONALD W. KING

REVISIONS


NO.	DESCRIPTION

CADD FILE



PROJ. REFERENCE NO. <b>U-2714</b>	SHEET NO. <b>SIGN-5</b>
<b>DOCUMENT NOT CONSIDERED FINAL UNLESS ALL SIGNATURES COMPLETED</b>	
 HDR Engineering, Inc. of the Carolinas 555 Fayetteville St, Suite 900 Raleigh, N.C. 27601 N.C.B.E.L.S. License Number: F-0116	

**401** QUANTITY REQ'D 4




36 X 36  
W3-3

MOUNT UNDER SIGN 307 IN 1 INSTALLATION

ONE "U" POST PER SIGN

**406** QUANTITY REQ'D 5




30 X 36  
R2-1

MOUNT UNDER SIGN 307 IN 1 INSTALLATION

ONE "U" POST PER SIGN

**411** QUANTITY REQ'D 1




24 X 24  
R3-27

MOUNT UNDER SIGN 410 IN 1 INSTALLATION

ONE "U" POST

**416** QUANTITY REQ'D 1




36 X 36  
R3-7R

MOUNT UNDER SIGN 410 IN 1 INSTALLATION

ONE "U" POST

**422** QUANTITY REQ'D 2




24 X 24  
D9-2

MOUNT UNDER SIGN 425 IN 1 INSTALLATION

ONE "U" POST PER SIGN

**426** QUANTITY REQ'D 1




18 X 18  
W13-1P

MOUNT UNDER SIGN 425 IN 1 INSTALLATION

ONE "U" POST PER SIGN

**402** QUANTITY REQ'D 15




24 X 30  
R4-7

MOUNT UNDER SIGN 422 IN 1 INSTALLATION

ONE "U" POST PER SIGN

**407** QUANTITY REQ'D 1




36 X 36  
W4-2(R)

MOUNT UNDER SIGN 402 IN 1 INSTALLATION

ONE "U" POST

**412** QUANTITY REQ'D 8




54 X 18  
R6-1 (L)

MOUNT BACK TO BACK WITH SIGN 403 IN 3 INSTALLATIONS

TWO "U" POSTS PER SIGN

**417** QUANTITY REQ'D 1



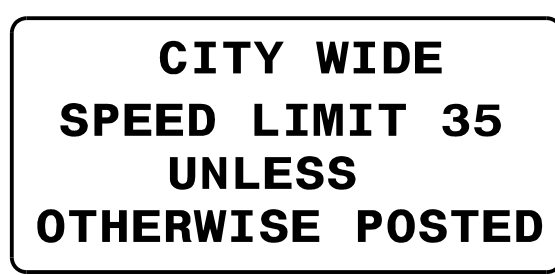
36 DIA  
W10-1

FLUORESCENT YELLOW

MOUNT UNDER SIGN 417 IN 1 INSTALLATION

ONE "U" POST


**423** QUANTITY REQ'D 1



60 X 36  
R2-27

TWO "U" POSTS

**427** QUANTITY REQ'D 1




21 X 15  
M6-3

MOUNT UNDER SIGN 422 IN 1 INSTALLATION

ONE "U" POST

**430** QUANTITY REQ'D 15




18 X 18  
OM1-3

MOUNT UNDER SIGN 402 IN 1 INSTALLATION

ONE "U" POST


**403** QUANTITY REQ'D 15



58 X 18  
R6-1 (R)

MOUNT ABOVE SIGN 415 IN 1 INSTALLATION MOUNT BACK TO BACK WITH SIGN 412 IN 3 INSTALLATIONS MOUNT ABOVE SIGN 405 IN 11 INSTALLATIONS

**408** QUANTITY REQ'D 1




24 X 24  
R3-4

MOUNT UNDER SIGN 408 IN 1 INSTALLATION

ONE "U" POST

**413** QUANTITY REQ'D 1




36 X 36  
W4-3

MOUNT UNDER SIGN 413 IN 1 INSTALLATION

ONE "U" POST

**418** QUANTITY REQ'D 2




30 X 36  
R2-1

MOUNT UNDER SIGN 418 IN 2 INSTALLATIONS

ONE "U" POST PER SIGN

**424** QUANTITY REQ'D 3



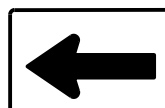
24 X 12  
W16-7P

USE FLUORESCENT YELLOW GREEN SHEETING

MOUNT UNDER SIGN 414 IN 3 INSTALLATION

ONE "U" POST PER SIGN

**428** QUANTITY REQ'D 1




21 X 15  
M6-1

MOUNT UNDER SIGN 422 IN 1 INSTALLATION

ONE "U" POST

**431** QUANTITY REQ'D 1




30 X 36  
R2-1

MOUNT UNDER SIGN 431 IN 1 INSTALLATION

ONE "U" POST

**404** QUANTITY REQ'D 3

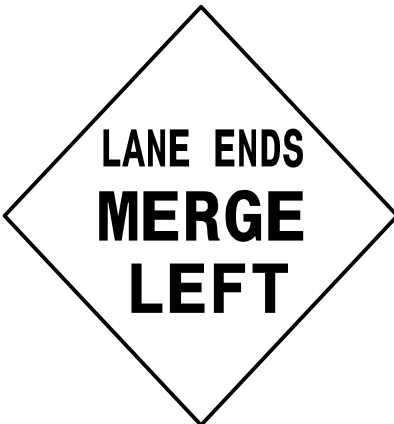


30 X 30  
W3-1a

MOUNT UNDER SIGN 404 IN 3 INSTALLATIONS

ONE "U" POST PER SIGN

**409** QUANTITY REQ'D 1




36 X 36  
W9-2(L)

MOUNT UNDER SIGN 409 IN 1 INSTALLATION

ONE "U" POST

**414** QUANTITY REQ'D 3




36 X 36  
W11-2

USE FLUORESCENT YELLOW GREEN SHEETING

MOUNT UNDER SIGN 414 IN 3 INSTALLATIONS

ONE "U" POST PER SIGN

**419** QUANTITY REQ'D 1




36 X 36  
W11-2

MOUNT UNDER SIGN 419 IN 1 INSTALLATION

ONE "U" POST

**425** QUANTITY REQ'D 1




36 X 36  
W1-2(R)

MOUNT UNDER SIGN 425 IN 1 INSTALLATION

ONE "U" POST

**429** QUANTITY REQ'D 3




18 X 24  
W1-8

MOUNT UNDER SIGN 429 IN 3 INSTALLATIONS

ONE "U" POST PER SIGN

**432** QUANTITY REQ'D 1



24 X 36  
SEE SIGN-4 FOR SIGN DESIGN

MOUNT UNDER SIGN 432 IN 1 INSTALLATION

ONE "U" POST

**405** QUANTITY REQ'D 12




36 X 36  
R1-1

MOUNT UNDER SIGN 405 IN 12 INSTALLATIONS

ONE "U" POST PER SIGN

**410** QUANTITY REQ'D 1



24 X 24  
R3-2

MOUNT UNDER SIGN 403 IN 1 INSTALLATION

ONE "U" POST

**415** QUANTITY REQ'D 1




36 X 36 X 36  
R1-2

MOUNT UNDER SIGN 415 IN 1 INSTALLATION

ONE "U" POST

**420** QUANTITY REQ'D 1




30 X 30  
W2-2

MOUNT UNDER SIGN 420 IN 1 INSTALLATION


ONE "U" POST

REVISIONS


APPROVED: Ronald W. King DATE: 12/30/2020



**TYPE "E" SIGNS**

SCALE: NTS		REVISIONS
DATE: 12/10/2019		
DWG. BY: K HECTOR		
DESIGN BY: K HECTOR		

REVIEWED BY: R KING

PROJ. REFERENCE NO. <b>U-2714</b>	SHEET NO. <b>SIGN-5A</b>
<b>DOCUMENT NOT CONSIDERED FINAL UNLESS ALL SIGNATURES COMPLETED</b>	
 HDR Engineering, Inc. of the Carolinas 555 Fayetteville St, Suite 900 Raleigh, N.C. 27601 N.C.B.E.L.S. License Number: F-0116	

**501**

EAST 1 - 24 X 12  
 70 1 - 24 X 24  
 NORTH SOUTH 2 - 24 X 12  
 13 111 2 - 24 X 24

TWO "U" POSTS

**507**

SOUTH WEST 2 - 24 X 12  
 13 70 2 - 24 X 24  
 → → 2 - 21 X 15

TWO "U" POSTS

**512**

SOUTH 1 - 24 X 12  
 SOUTH BUSINESS 2 - 24 X 12  
 111 117 1 - 24 X 24  
 1 - 30 X 24

TWO "U" POSTS

**517**

JCT 1 - 21 X 15  
 117 1 - 30 X 24

ONE "U" POST

**524**

NORTH SOUTH 2 - 24 X 12  
 111 117 1 - 24 X 24  
 1 - 30 X 24  
 ← → 2 - 21 X 15

TWO "U" POSTS

**502**

NORTH 1 - 24 X 12  
 111 1 - 24 X 24  
 → 1 - 21 X 15  
 SOUTH NORTH 2 - 24 X 12  
 BUSINESS BUSINESS 2 - 24 X 12  
 117 117 2 - 30 X 24  
 ← → 2 - 21 X 15

TWO "U" POSTS

**508**

SOUTH NORTH 2 - 24 X 12  
 13 13 2 - 24 X 24  
 ← → 2 - 21 X 15  
 WEST EAST 2 - 24 X 12  
 70 70 2 - 24 X 24  
 ← → 2 - 21 X 15

TWO "U" POSTS

**513**

SOUTH NORTH 2 - 24 X 12  
 117 111 1 - 30 X 24  
 1 - 24 X 24  
 ← → 2 - 21 X 15

TWO "U" POSTS

**518**

JCT 1 - 21 X 15  
 BY-PASS 1 - 24 X 12  
 70 1 - 24 X 24

ONE "U" POST

**525**

NORTH 1 - 24 X 12  
 BUSINESS 1 - 24 X 12  
 117 1 - 30 X 24  
 ↻ 1 - 21 X 21  
 SEE S-4 FOR DESIGN

TWO "U" POSTS

**503 505**

NORTH 1 - 24 X 12  
 111 1 - 24 X 24

ONE "U" POST PER SIGN

**509**

NORTH 1 - 24 X 12  
 111 1 - 24 X 24  
 → 1 - 21 X 15  
 SOUTH NORTH 2 - 24 X 12  
 BUSINESS BUSINESS 2 - 24 X 12  
 117 117 2 - 30 X 24  
 ← → 2 - 21 X 15

TWO "U" POSTS

**514**

NORTH 1 - 24 X 12  
 111 1 - 24 X 24  
 ↑ 1 - 21 X 15  
 NORTH SOUTH 2 - 24 X 12  
 117 BUSINESS 1 - 24 X 12  
 117 117 2 - 30 X 24  
 ← → 2 - 21 X 15

TWO "U" POSTS

**519 521**

SOUTH 1 - 24 X 12  
 117 1 - 30 X 24

ONE "U" POST PER SIGN

**526**

NORTH 1 - 24 X 12  
 117 1 - 30 X 24

ONE "U" POST

**504**

NORTH 1 - 24 X 12  
 13 1 - 24 X 24  
 ← 1 - 21 X 15  
 EAST SOUTH 2 - 24 X 12  
 70 111 2 - 24 X 24  
 ← ← 2 - 21 X 15

TWO "U" POSTS

**510**

TO 1 - 24 X 12  
 NORTH NORTH 2 - 24 X 12  
 117 111 1 - 30 X 24  
 1 - 24 X 24

TWO "U" POSTS

**515**

SOUTH BUSINESS NORTH 1 - 24 X 12  
 2 - 24 X 12  
 117 117 2 - 30 X 24  
 ← → 2 - 21 X 15  
 SOUTH SOUTH 2 - 24 X 12  
 111 117 1 - 24 X 24  
 1 - 30 X 24  
 ← → 2 - 21 X 15

TWO "U" POSTS

**522**

↻ 1 - 21 X 21  
 SEE S-4 FOR DESIGN

ONE "U" POST

**527 528**

JCT 1 - 21 X 15  
 117 1 - 30 X 24  
 111 1 - 24 X 24

ONE "U" POST PER SIGN

**506**

BUSINESS 1 - 24 X 12  
 117 1 - 30 X 24

ONE "U" POST

**511**

JCT JCT 2 - 21 X 15  
 13 70 2 - 24 X 24

TWO "U" POSTS

**516**

NORTH 1 - 24 X 12  
 117 1 - 30 X 24  
 ← 1 - 21 X 15

ONE "U" POST

**523**

SOUTH 1 - 24 X 12  
 111 1 - 24 X 24  
 ↑ 1 - 21 X 15


ONE "U" POST

REVISIONS

2:08:41 PM 12/10/2019  
C:\pwworking\tpa\c0856605\U-2714\_SIGN-S-5A.dgn

APPROVED: Ronald W. King DATE: 12/30/2020


**TYPE "F" SIGNS**

SCALE: NTS		REVISIONS
DATE: 12/10/2019		
DWG. BY: K HECTOR		
DESIGN BY: K HECTOR		

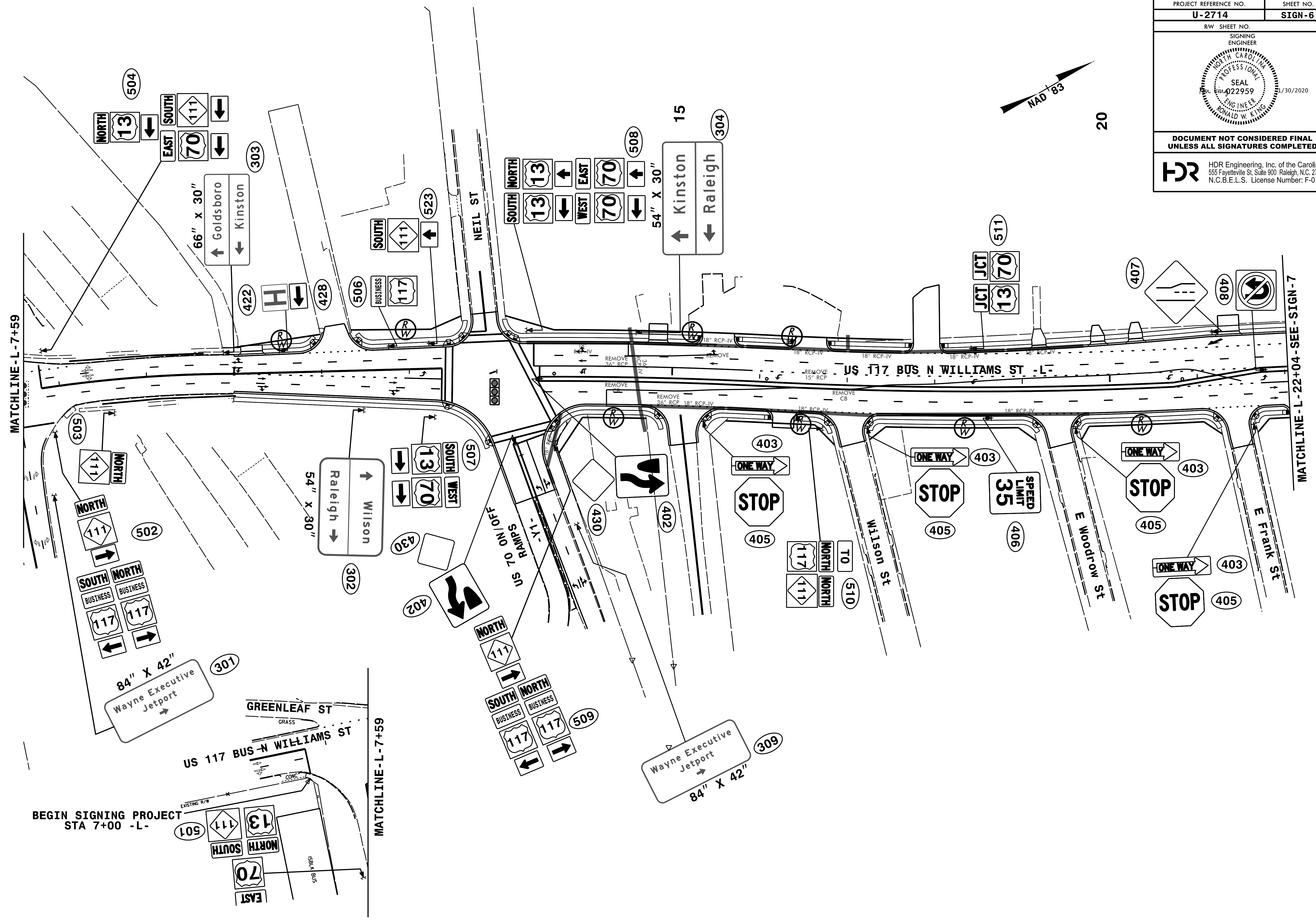
REVIEWED BY: R KING



PROJECT REFERENCE NO. <b>U-2714</b>	SHEET NO. <b>SIGN-6</b>
RW SHEET NO.	
SIGNING ENGINEER	
DOCUMENT NOT CONSIDERED FINAL UNLESS ALL SIGNATURES COMPLETED	
HDR Engineering, Inc. of the Carolinas 555 Fayetteville St, Suite 900 Raleigh, N.C. 27601 N.C.B.E.L.S. License Number: F-01116	



20



MATCHLINE - L-7+59

MATCHLINE - L-22+04-SEE-SIGN-7

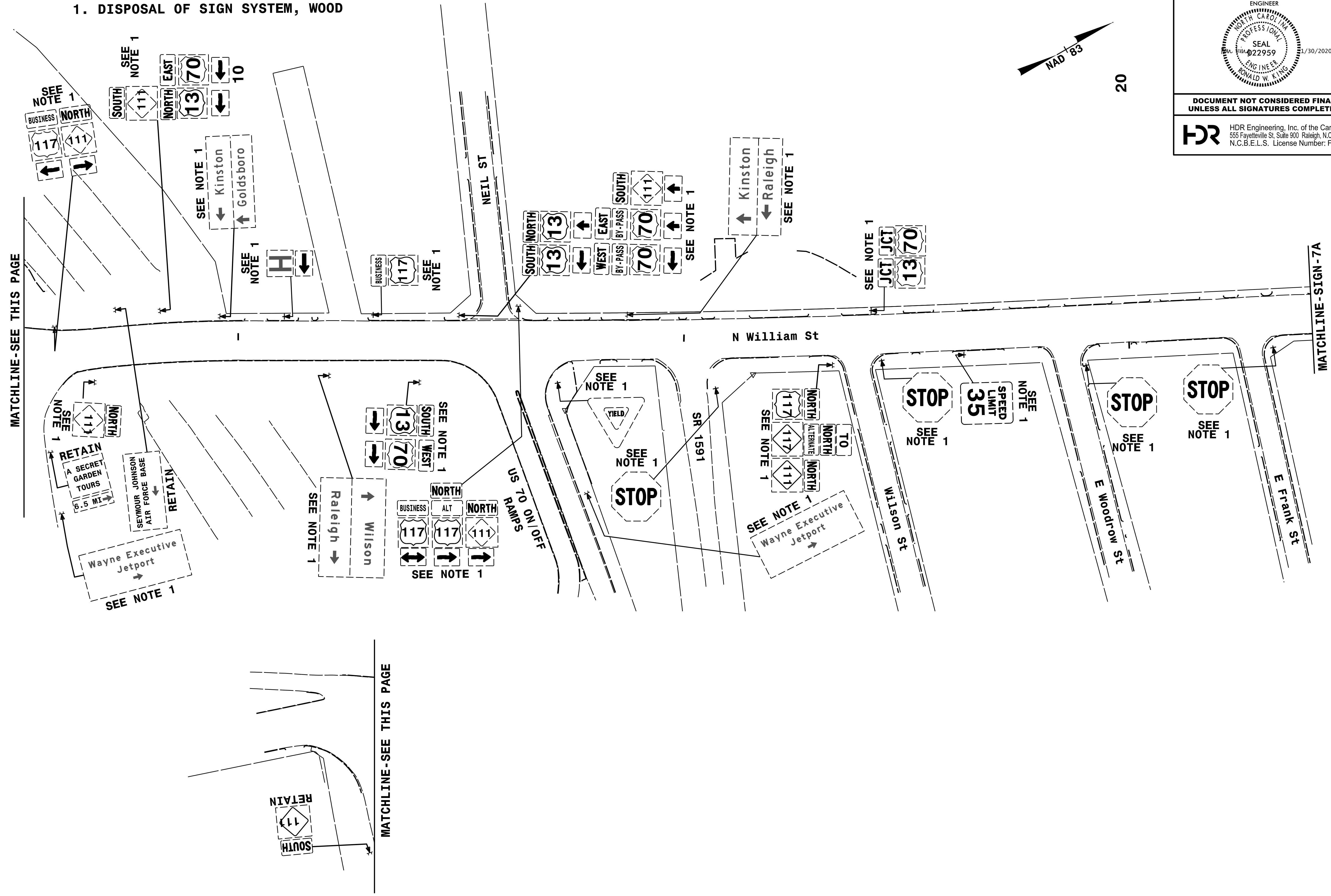

BEGIN SIGNING PROJECT  
STA 7+00 -L-

REVISIONS



PROJECT REFERENCE NO. <b>U-2714</b>	SHEET NO. <b>SIGN-6A</b>
RW SHEET NO.	
SIGNING ENGINEER	
DOCUMENT NOT CONSIDERED FINAL UNLESS ALL SIGNATURES COMPLETED	
HDR Engineering, Inc. of the Carolinas 555 Fayetteville St, Suite 900 Raleigh, N.C. 27601 N.C.B.E.L.S. License Number: F-01116	

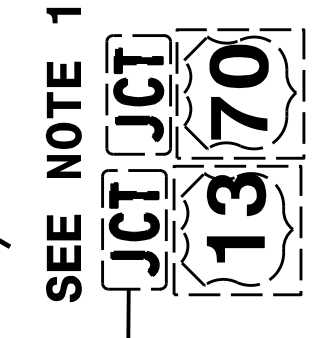
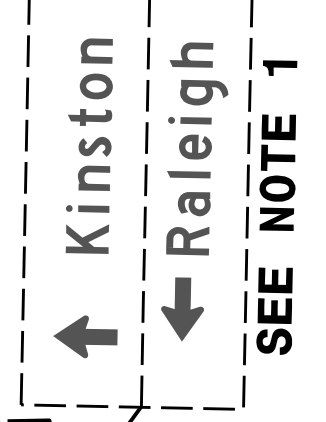

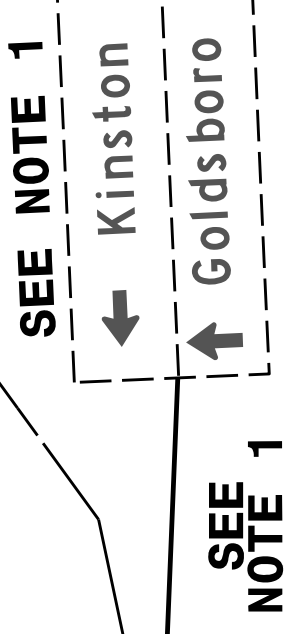
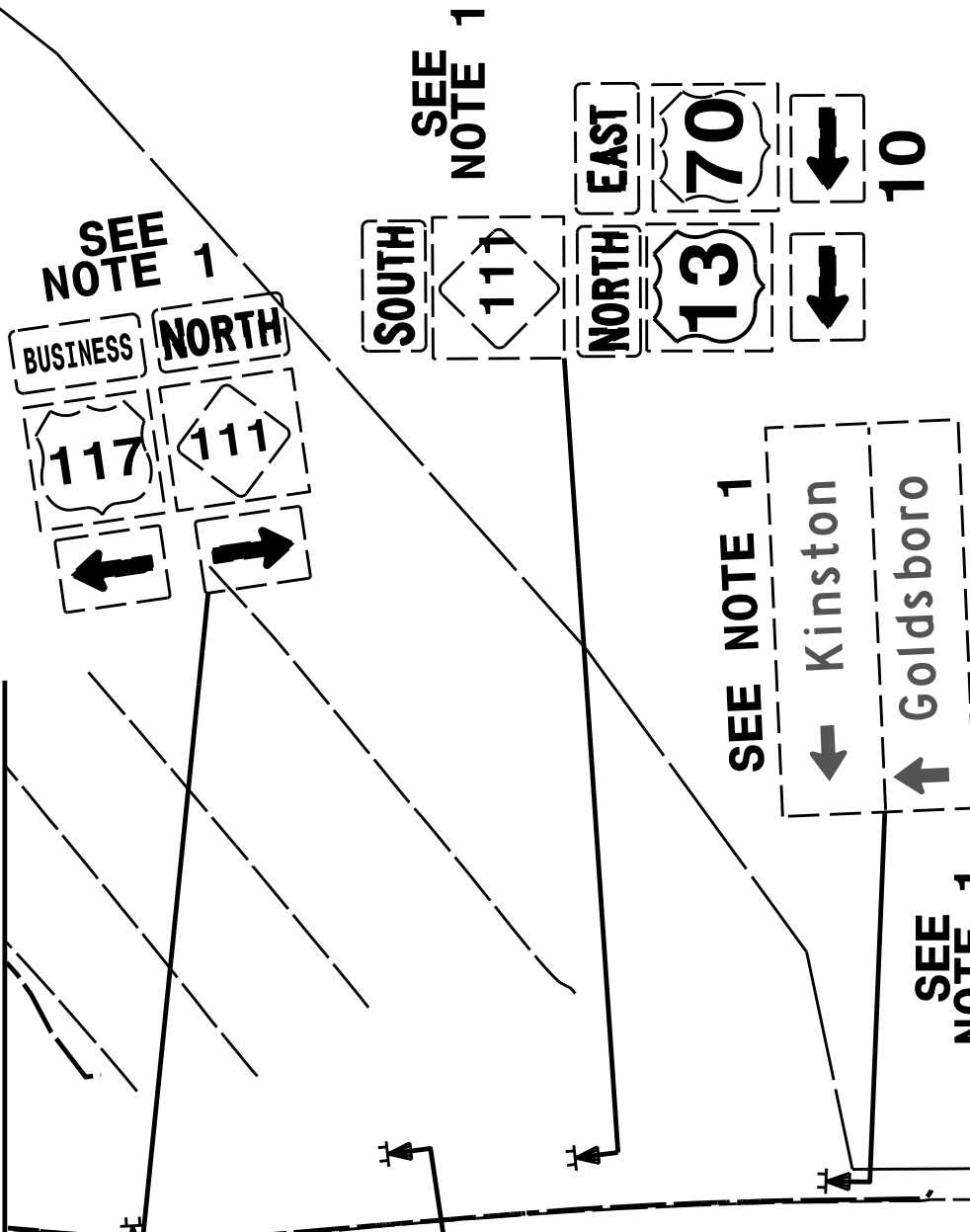
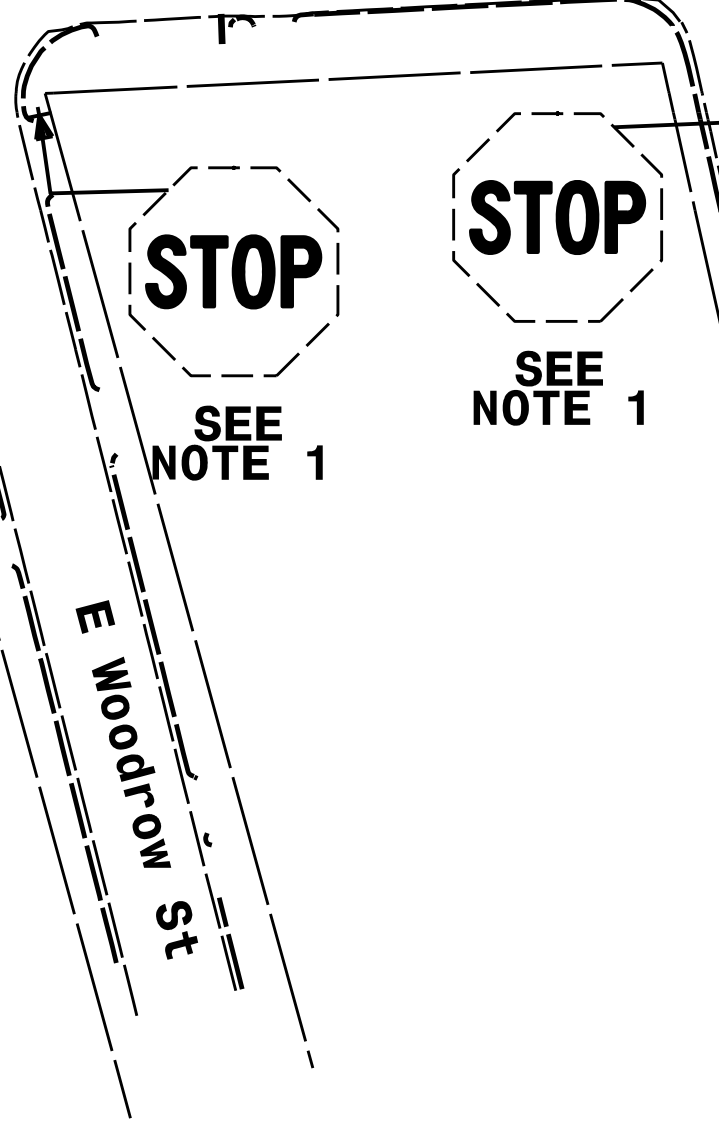
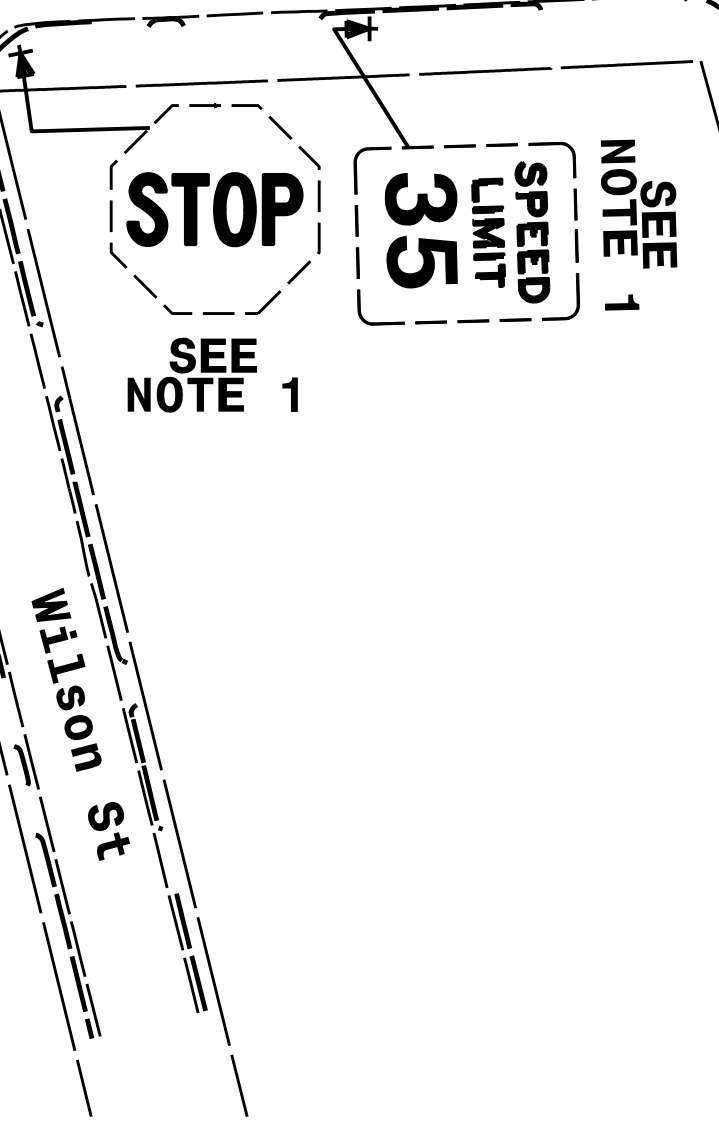
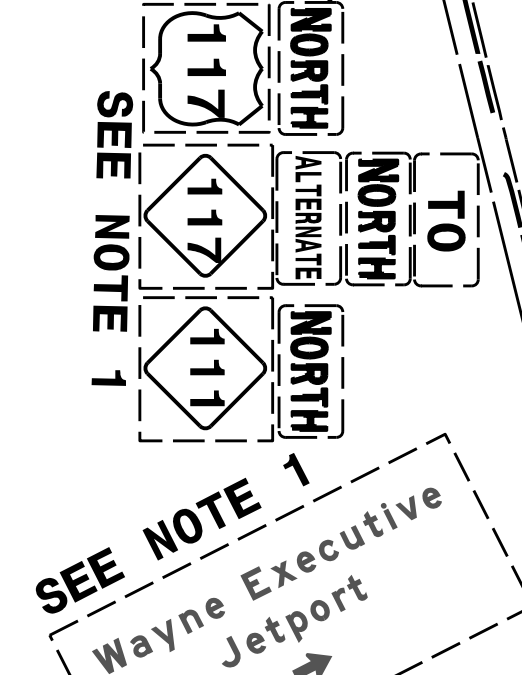
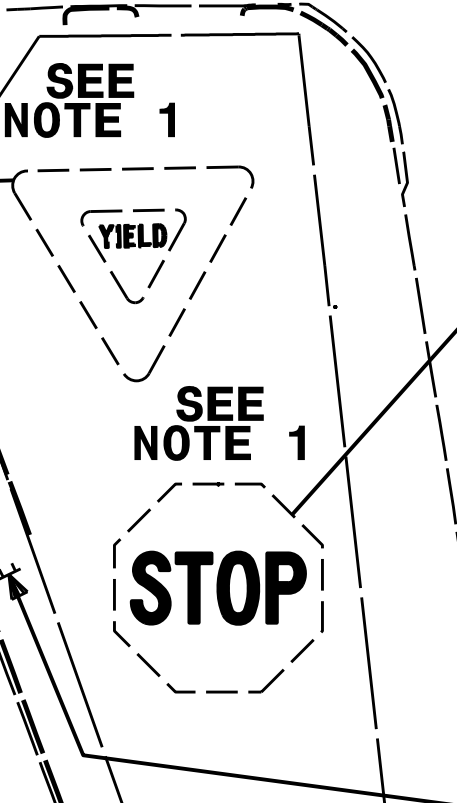
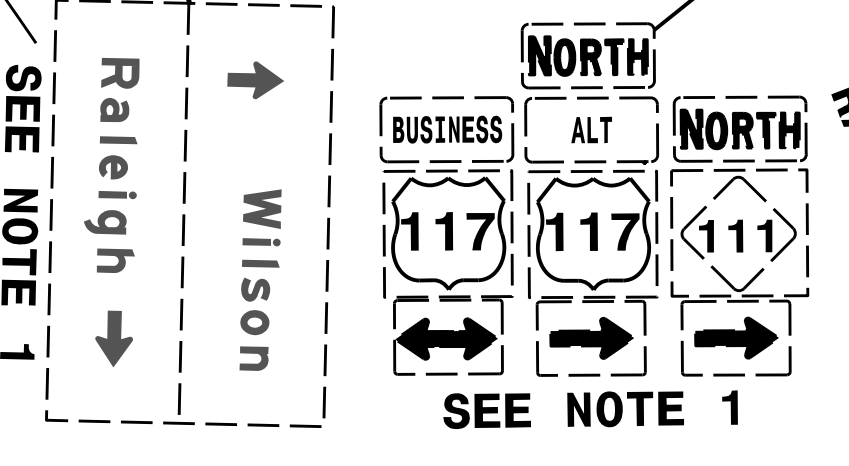
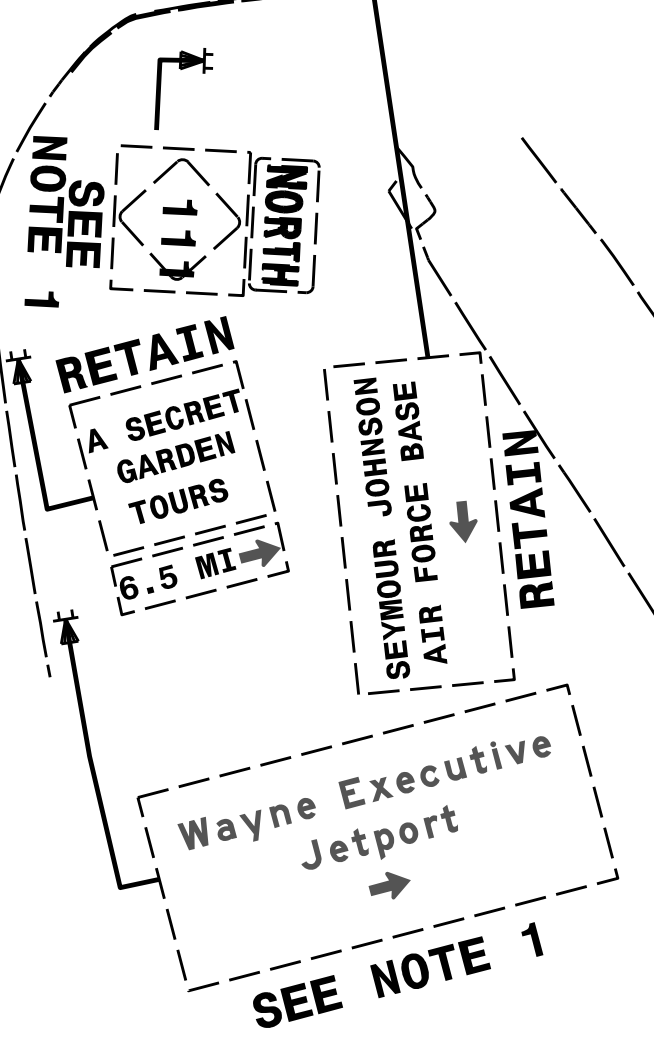
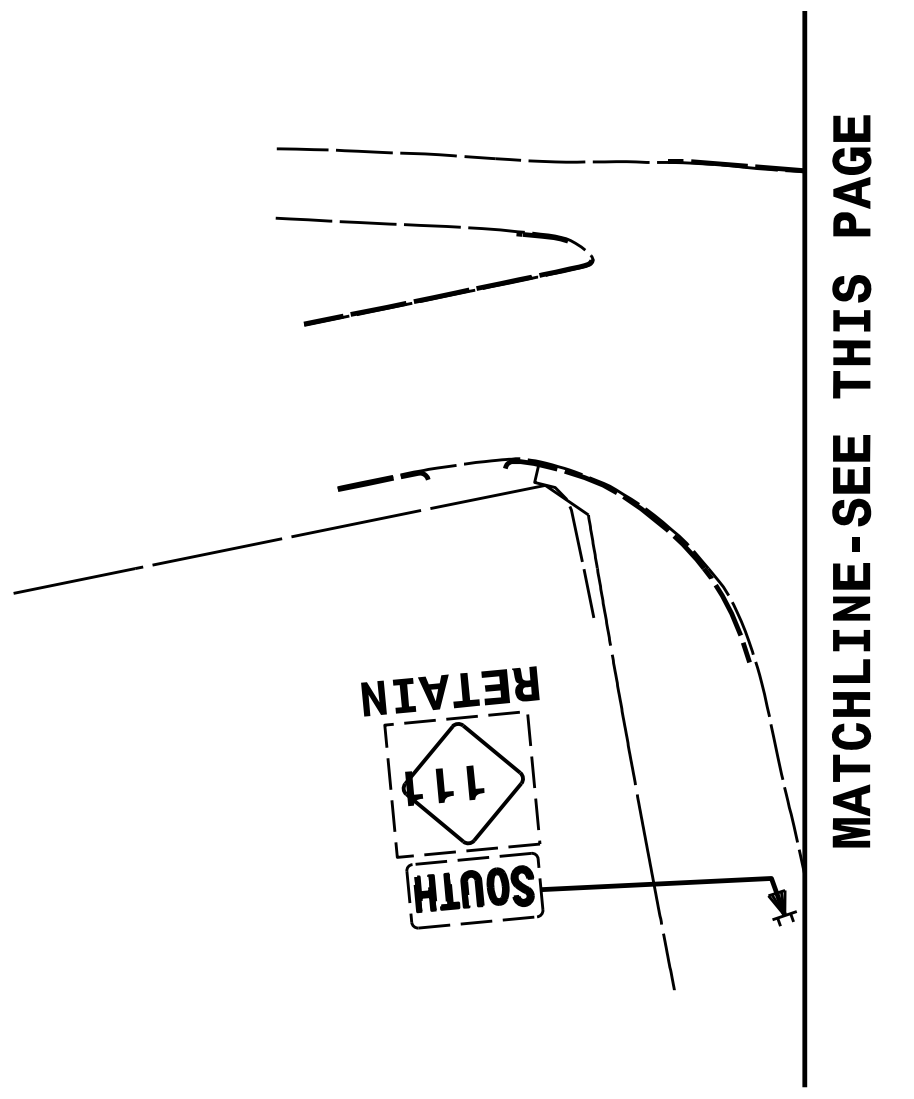
**NOTE**  
**1. DISPOSAL OF SIGN SYSTEM, WOOD**



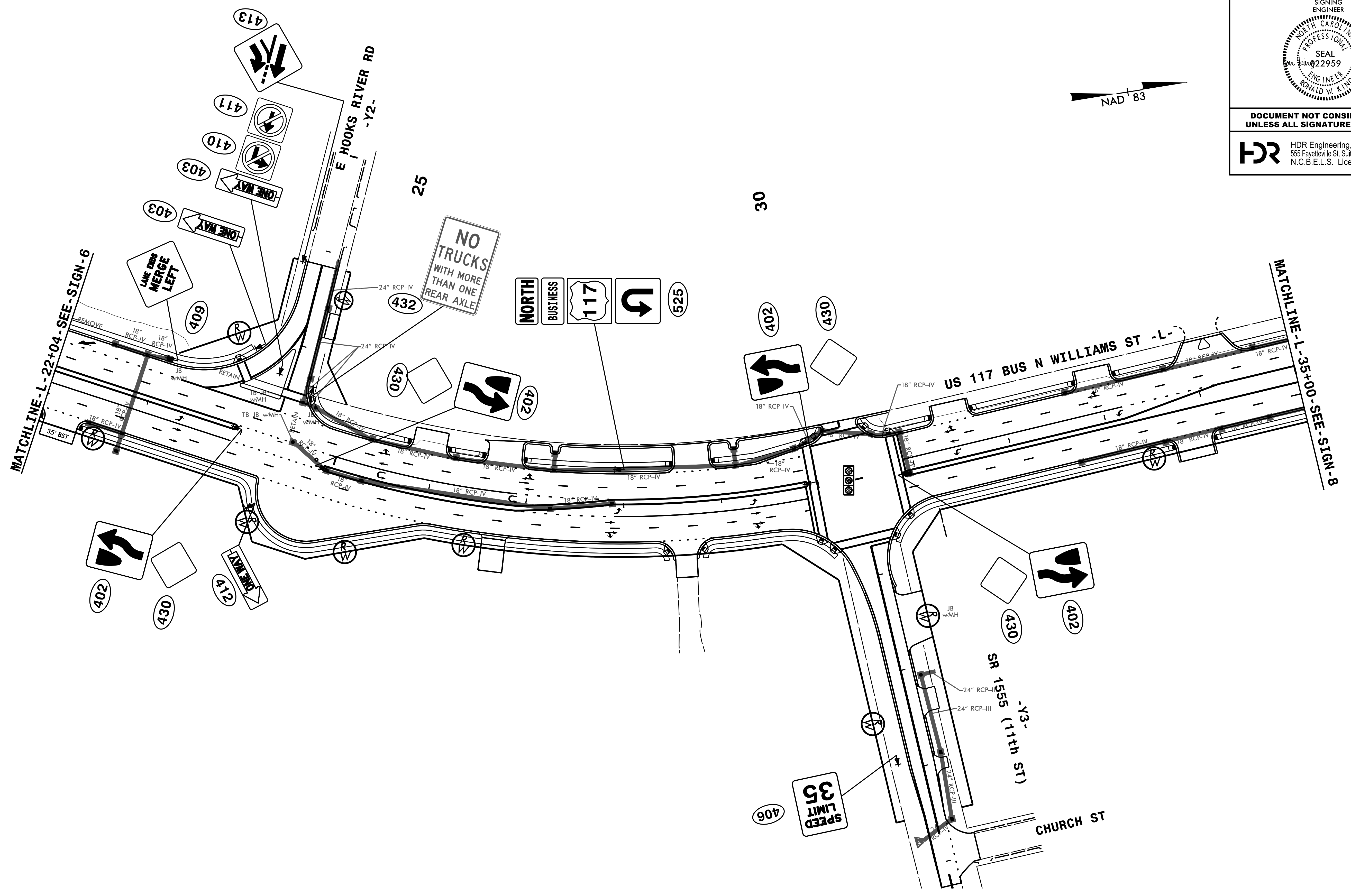
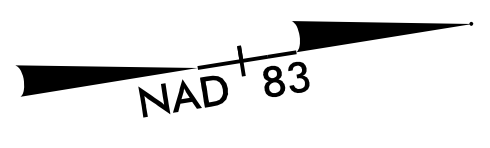
MATCHLINE-SEE THIS PAGE

MATCHLINE-SIGN-7A

REVISIONS





PROJECT REFERENCE NO. <b>U-2714</b>	SHEET NO. <b>SIGN-7</b>
RW SHEET NO.	
SIGNING ENGINEER	
DOCUMENT NOT CONSIDERED FINAL UNLESS ALL SIGNATURES COMPLETED	
HDR Engineering, Inc. of the Carolinas 555 Fayetteville St. Suite 900 Raleigh, N.C. 27601 N.C.B.E.L.S. License Number: F-0116	

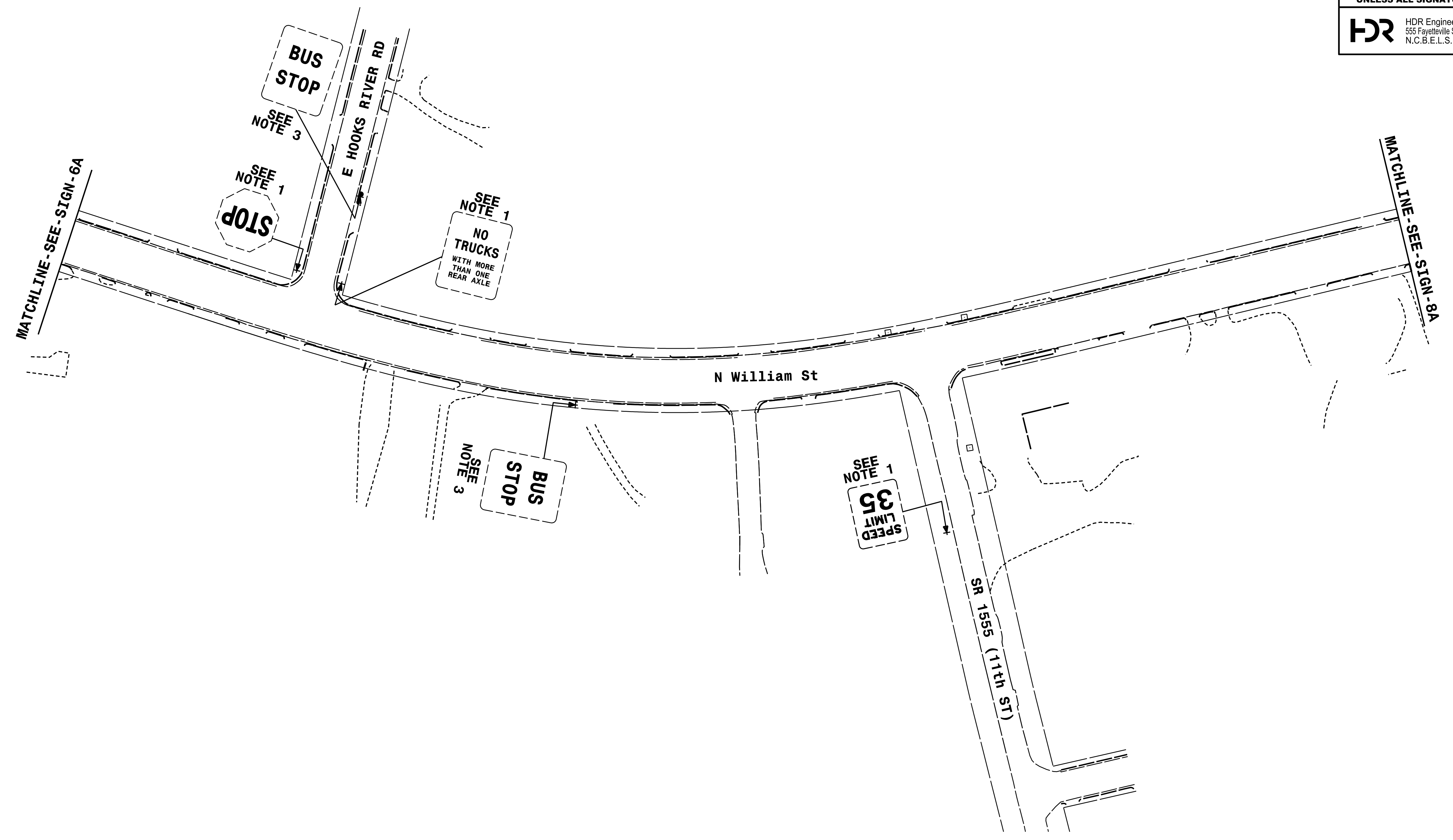


REVISIONS



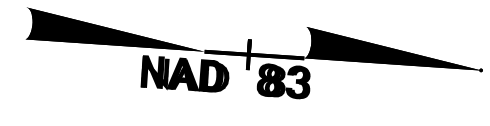
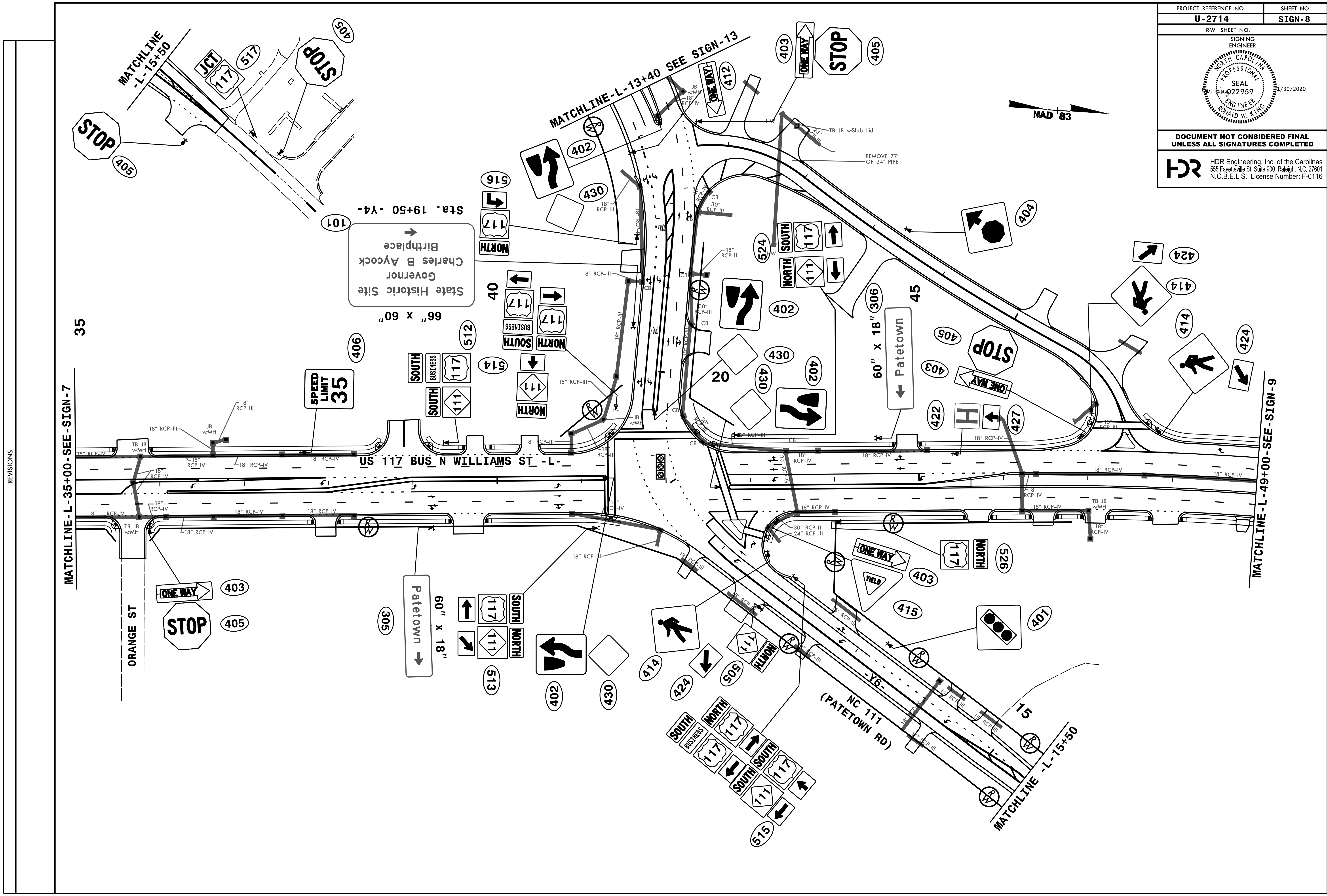
PROJECT REFERENCE NO. <b>U-2714</b>	SHEET NO. <b>SIGN-7A</b>
RW SHEET NO.	
SIGNING ENGINEER	
	
<b>DOCUMENT NOT CONSIDERED FINAL UNLESS ALL SIGNATURES COMPLETED</b>	
 HDR Engineering, Inc. of the Carolinas 555 Fayetteville St, Suite 900 Raleigh, N.C. 27601 N.C.B.E.L.S. License Number: F-0116	

- NOTE**
- DISPOSAL OF SIGN SYSTEM, WOOD**
  - RELOCATED BY OTHERS**



REVISIONS

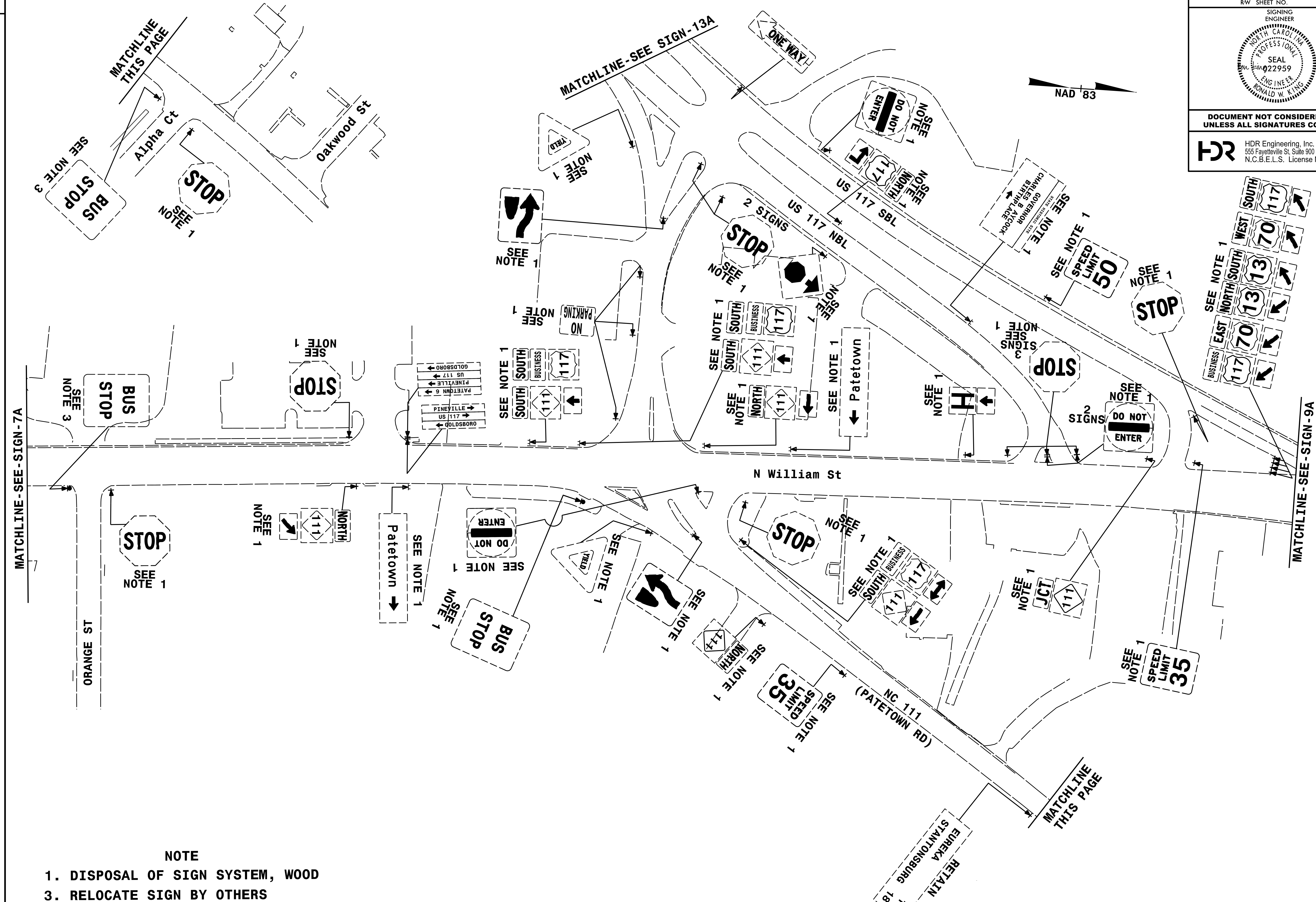
PROJECT REFERENCE NO. <b>U-2714</b>	SHEET NO. <b>SIGN-8</b>
RW SHEET NO. SIGNING ENGINEER	
DOCUMENT NOT CONSIDERED FINAL UNLESS ALL SIGNATURES COMPLETED	
HDR Engineering, Inc. of the Carolinas 555 Fayetteville St. Suite 900 Raleigh, N.C. 27601 N.C.B.E.L.S. License Number: F-0116	



REVISIONS



PROJECT REFERENCE NO. <b>U-2714</b>	SHEET NO. <b>SIGN-8A</b>
RW SHEET NO.	
SIGNING ENGINEER	
DOCUMENT NOT CONSIDERED FINAL UNLESS ALL SIGNATURES COMPLETED	
HDR Engineering, Inc. of the Carolinas 555 Fayetteville St, Suite 900 Raleigh, N.C. 27601 N.C.B.E.L.S. License Number: F-0116	

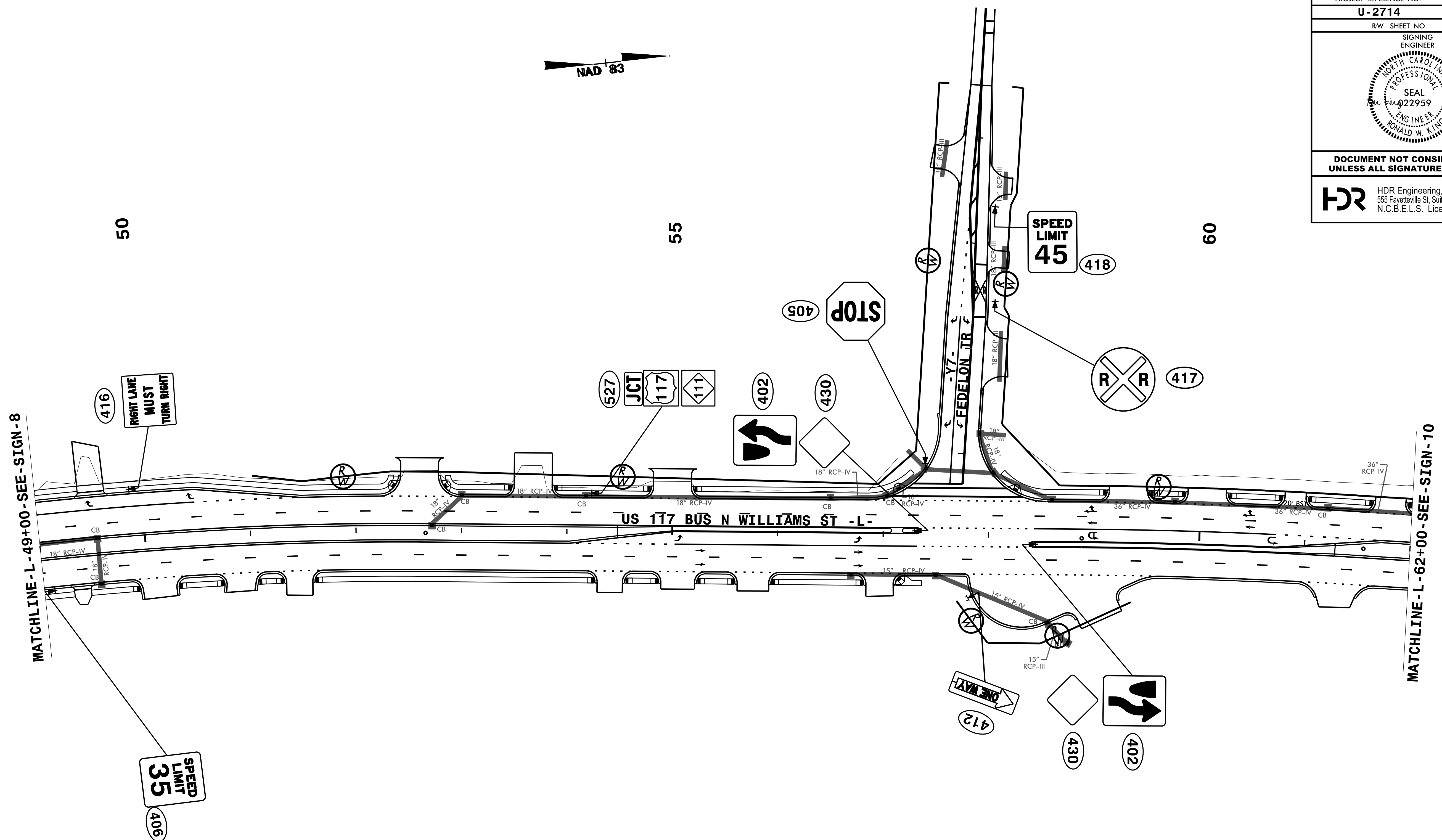


REVISIONS

- NOTE**
1. DISPOSAL OF SIGN SYSTEM, WOOD
  3. RELOCATE SIGN BY OTHERS

RETAIN  
EUREKA  
STANTONSBURG  
13  
18

PROJECT REFERENCE NO. <b>U-2714</b>	SHEET NO. <b>SIGN-9</b>
RW SHEET NO.	
SIGNING ENGINEER	
DOCUMENT NOT CONSIDERED FINAL UNLESS ALL SIGNATURES COMPLETED	
HDR Engineering, Inc. of the Carolinas 555 Fayetteville St. Suite 900 Raleigh, N.C. 27601 N.C.B.E.L.S. License Number: F-0116	



MATCHLINE - L - 49+00 - SEE - SIGN - 8

MATCHLINE - L - 62+00 - SEE - SIGN - 10

REVISIONS

50

55

60

416  
RIGHT LANE  
MUST  
TURN RIGHT

SPEED  
LIMIT  
45  
418

STOP  
405

527 JCT 117 111

402  
430

R X R  
417

SPEED  
LIMIT  
35  
406

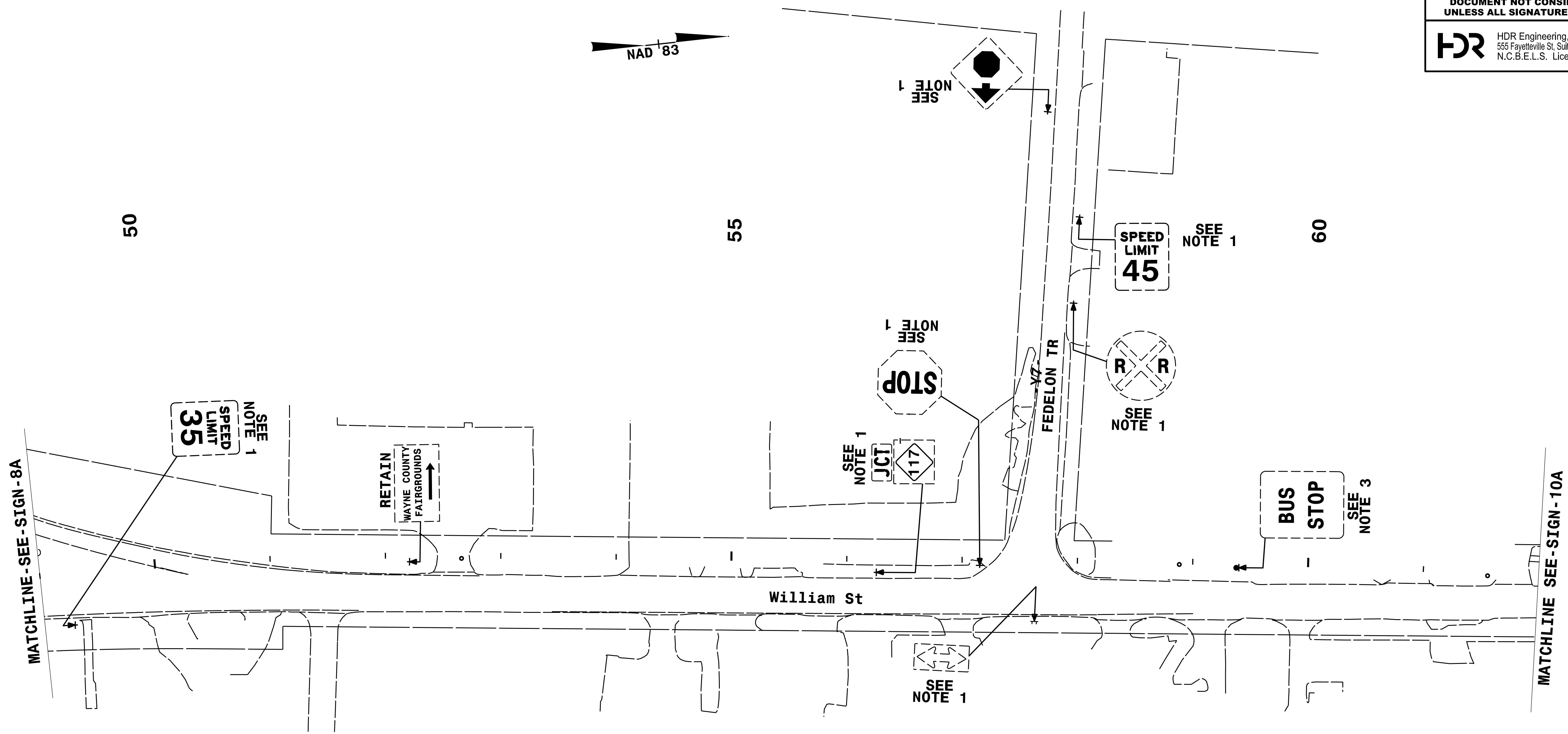
ONE WAY  
412

430  
402



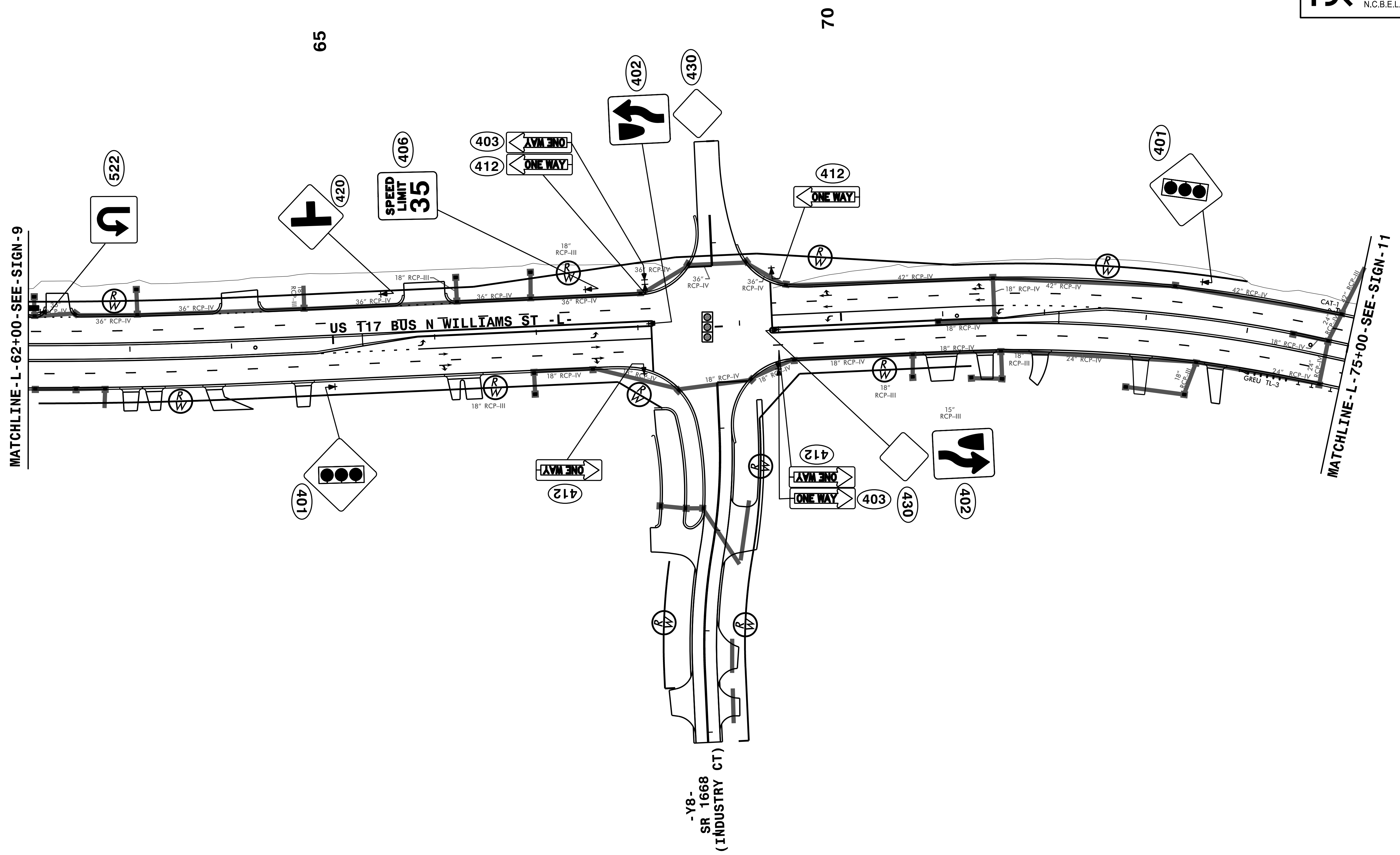
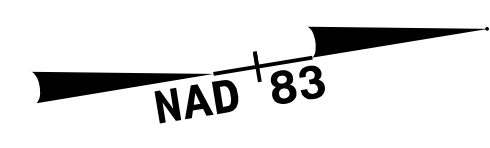
PROJECT REFERENCE NO. <b>U-2714</b>	SHEET NO. <b>SIGN-9A</b>
RW SHEET NO.	
SIGNING ENGINEER	
<b>DOCUMENT NOT CONSIDERED FINAL UNLESS ALL SIGNATURES COMPLETED</b>	
<small>HDR Engineering, Inc. of the Carolinas 555 Fayetteville St, Suite 900 Raleigh, N.C. 27601 N.C.B.E.L.S. License Number: F-0116</small>	

- NOTE**
- DISPOSAL OF SIGN SYSTEM, WOOD**
  - RELOCATED BY OTHERS**



REVISIONS

PROJECT REFERENCE NO. <b>U-2714</b>	SHEET NO. <b>SIGN-10</b>
RW SHEET NO.	
SIGNING ENGINEER	
DOCUMENT NOT CONSIDERED FINAL UNLESS ALL SIGNATURES COMPLETED	
HDR Engineering, Inc. of the Carolinas 555 Fayetteville St, Suite 900 Raleigh, N.C. 27601 N.C.B.E.L.S. License Number: F-0116	



REVISIONS



PROJECT REFERENCE NO.	SHEET NO.
U-2714	SIGN-10A
RW SHEET NO.	
SIGNING ENGINEER	
DOCUMENT NOT CONSIDERED FINAL UNLESS ALL SIGNATURES COMPLETED	
HDR Engineering, Inc. of the Carolinas 555 Fayetteville St, Suite 900 Raleigh, N.C. 27601 N.C.B.E.L.S. License Number: F-0116	

**NOTE**

1. DISPOSAL OF SIGN SYSTEM, WOOD
3. RELOCATED BY OTHERS



65

70

MATCHLINE - L - 62+00 - SEE - SIGN - 9A

MATCHLINE - L - 75+00 - SEE - SIGN - 11A

F William St

SR 1668  
(INDUSTRY CT)

SEE  
NOTE 1


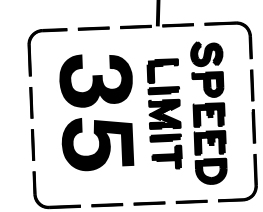

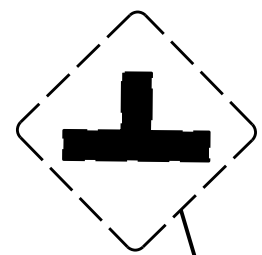
SEE  
NOTE 1

SEE  
NOTE 1

SEE  
NOTE 1

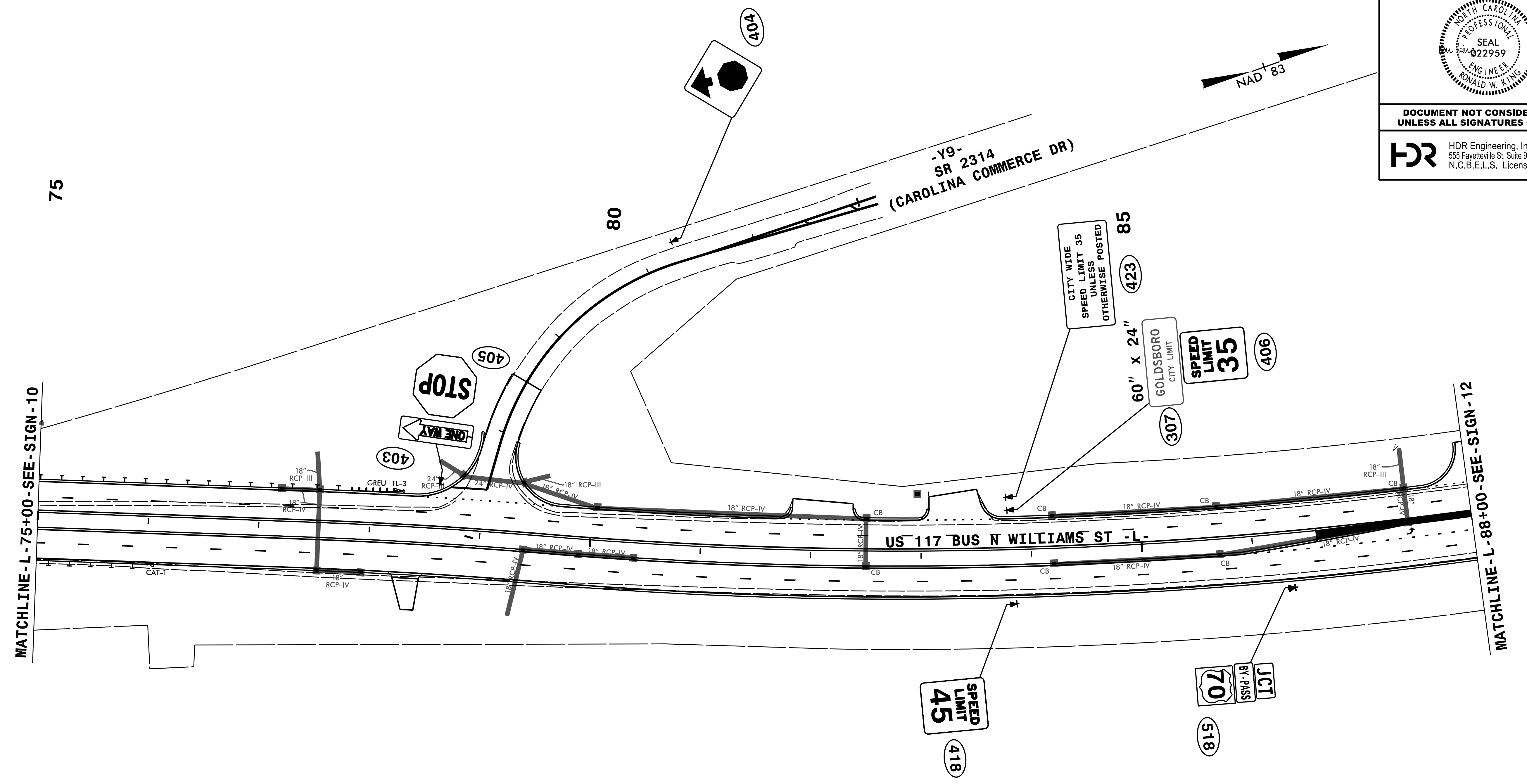
SEE  
NOTE 1

SEE  
NOTE 3



REVISIONS

PROJECT REFERENCE NO. <b>U-2714</b>	SHEET NO. <b>SIGN-11</b>
RW SHEET NO.	
SIGNING ENGINEER	
<b>DOCUMENT NOT CONSIDERED FINAL UNLESS ALL SIGNATURES COMPLETED</b>	
HDR Engineering, Inc. of the Carolinas 555 Fayetteville St. Suite 900 Raleigh, N.C. 27601 N.C.B.E.L.S. License Number: F-0116	

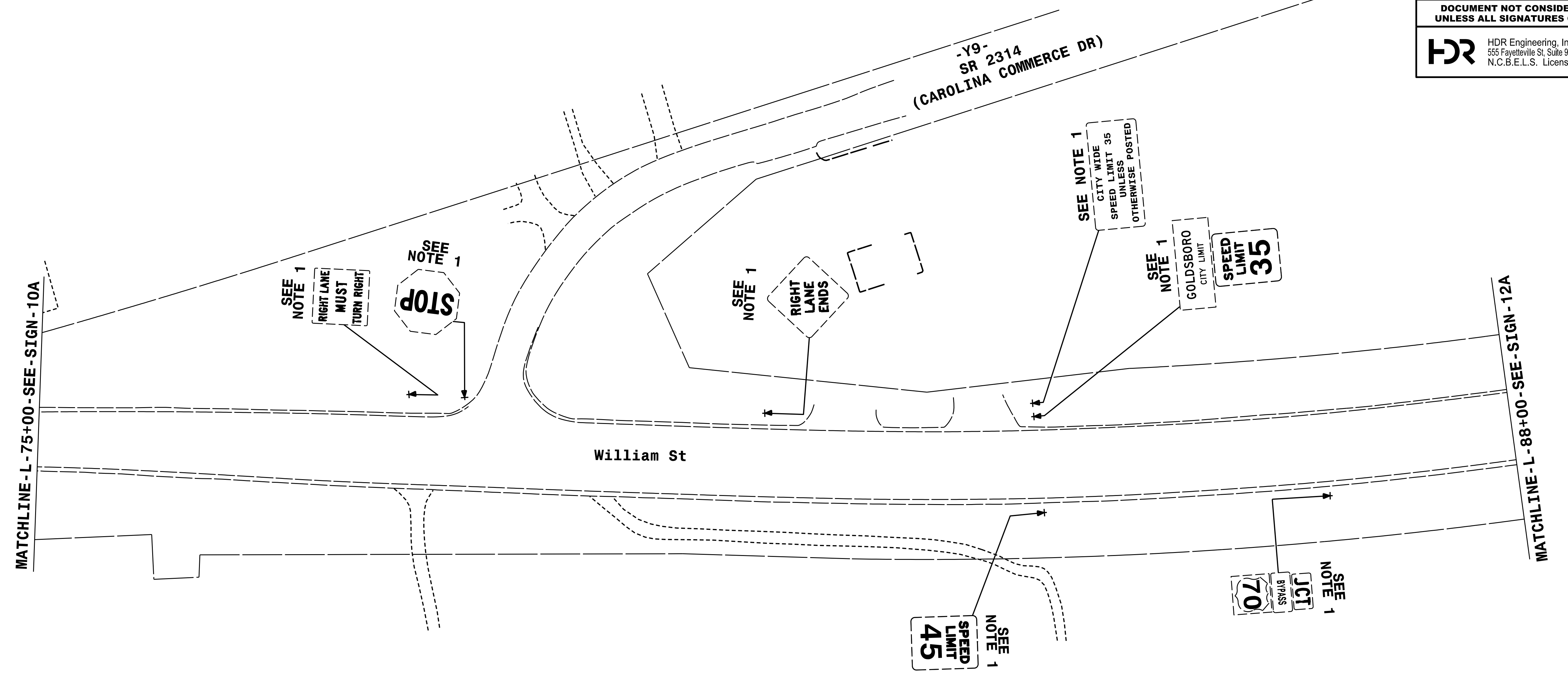


REVISIONS



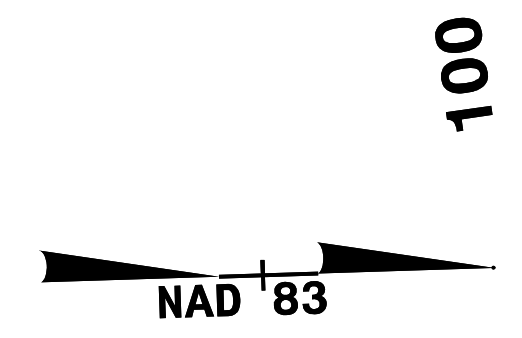
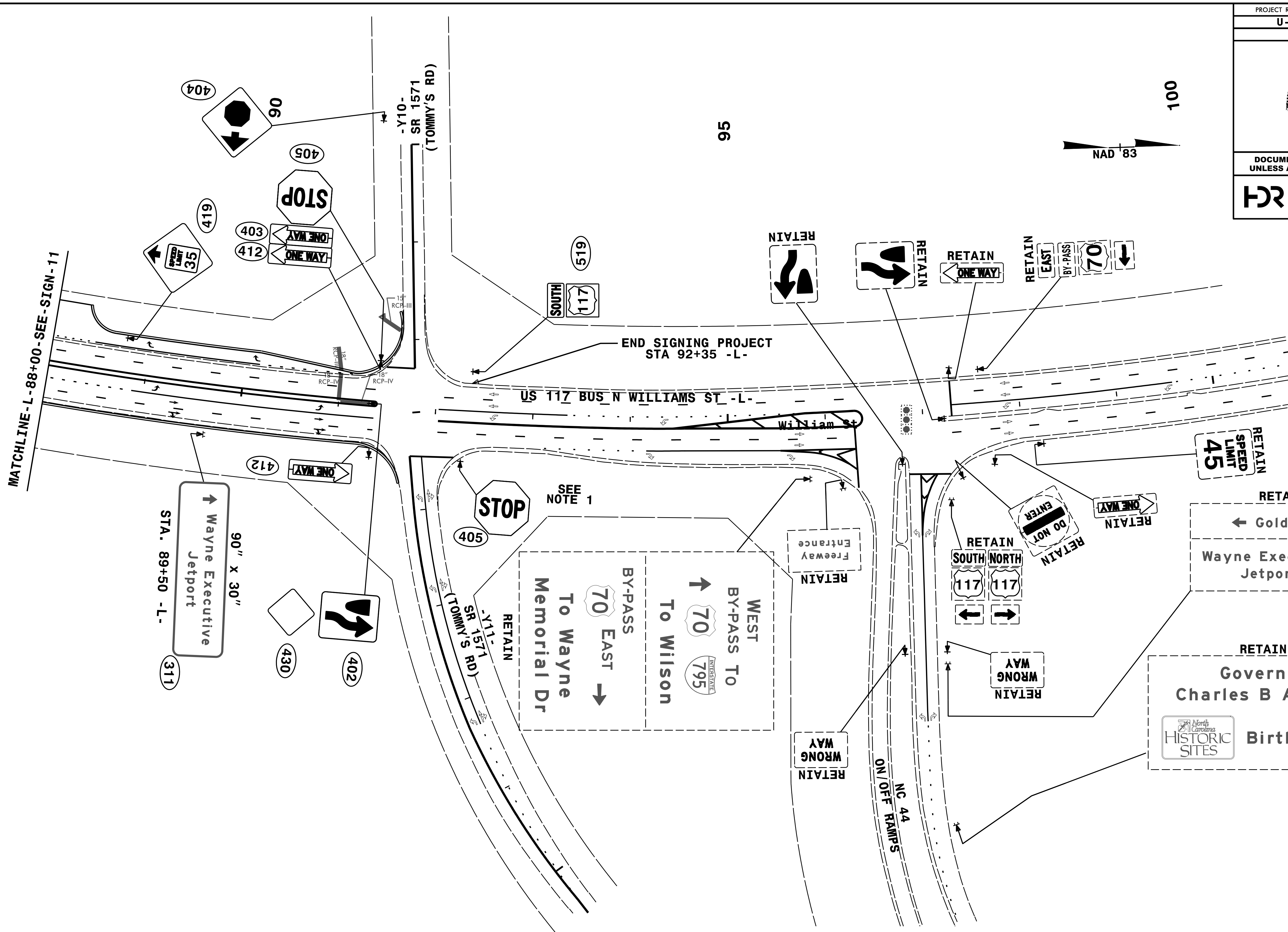
PROJECT REFERENCE NO. <b>U-2714</b>	SHEET NO. <b>SIGN-11A</b>
RW SHEET NO.	
<b>DOCUMENT NOT CONSIDERED FINAL UNLESS ALL SIGNATURES COMPLETED</b>	
<small>HDR Engineering, Inc. of the Carolinas 555 Fayetteville St, Suite 900 Raleigh, N.C. 27601 N.C.B.E.L.S. License Number: F-0116</small>	

**NOTE**  
**1. DISPOSAL OF SIGN SYSTEM, WOOD**



REVISIONS

PROJECT REFERENCE NO. <b>U-2714</b>	SHEET NO. <b>SIGN-12</b>
RW SHEET NO.	
SIGNING ENGINEER	
DOCUMENT NOT CONSIDERED FINAL UNLESS ALL SIGNATURES COMPLETED	
HDR Engineering, Inc. of the Carolinas 555 Fayetteville St. Suite 900 Raleigh, N.C. 27601 N.C.B.E.L.S. License Number: F-0116	



95

100

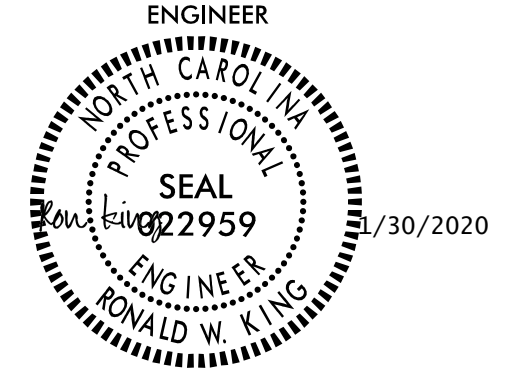

MATCHLINE - L - 88+00 - SEE - SIGN - 11

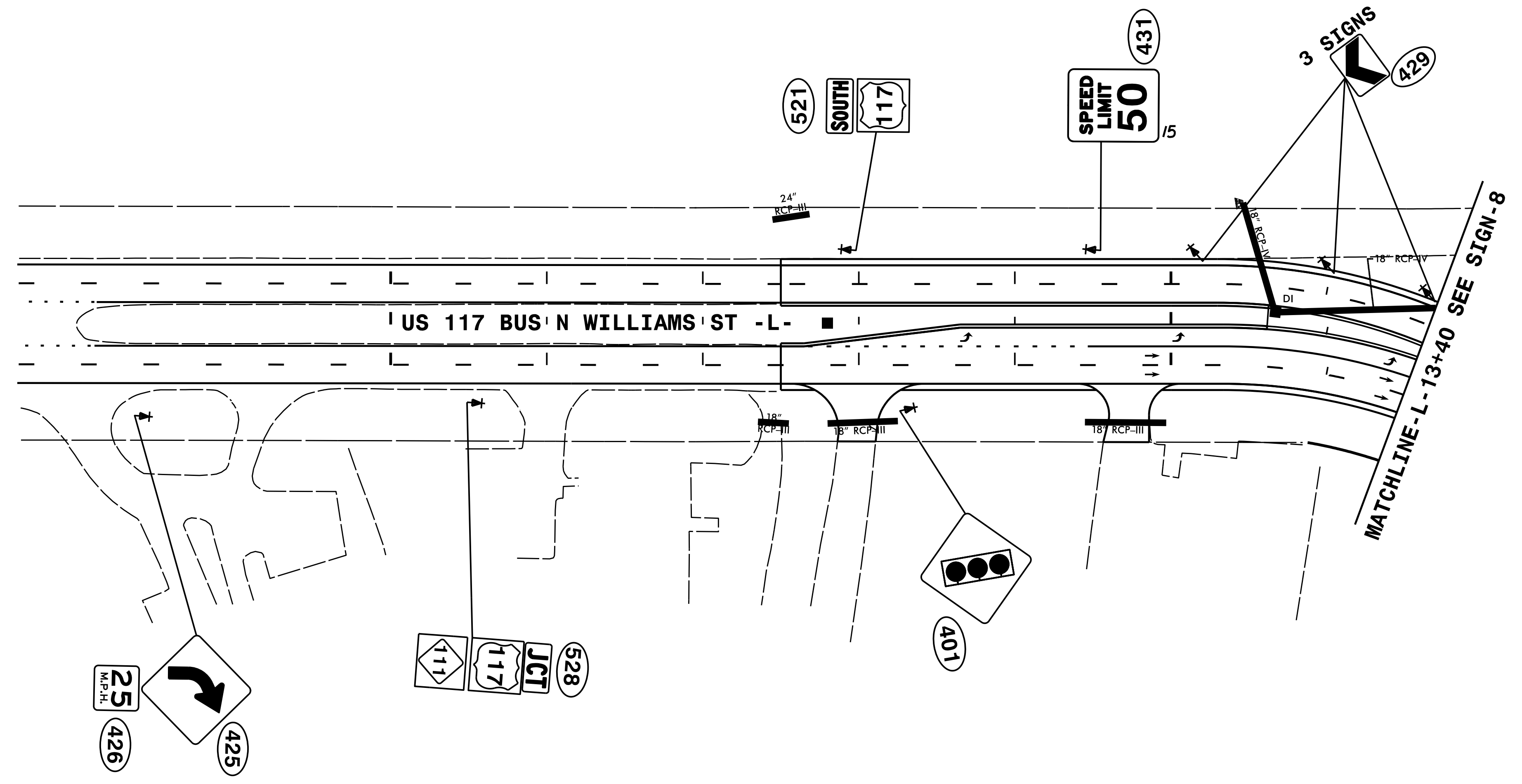
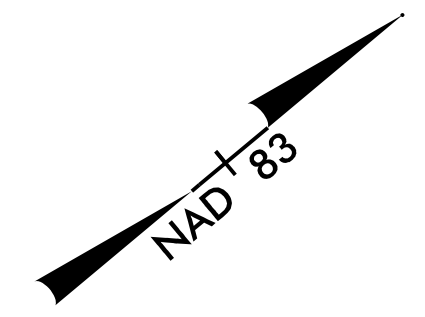
END SIGNING PROJECT  
STA 92+35 -L-

SEE NOTE 1

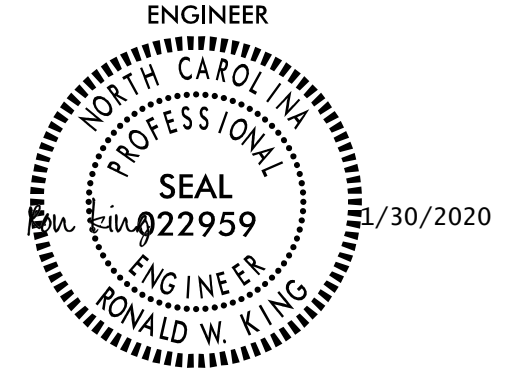

REVISIONS




PROJECT REFERENCE NO. <b>U-2714</b>	SHEET NO. <b>SIGN-13</b>
RW SHEET NO.	
SIGNING ENGINEER	
	
<b>DOCUMENT NOT CONSIDERED FINAL UNLESS ALL SIGNATURES COMPLETED</b>	
 HDR Engineering, Inc. of the Carolinas 555 Fayetteville St, Suite 900 Raleigh, N.C. 27601 N.C.B.E.L.S. License Number: F-0116	



REVISIONS

PROJECT REFERENCE NO. <b>U-2714</b>	SHEET NO. <b>SIGN-13A</b>
RW SHEET NO.	
SIGNING ENGINEER 	
<b>DOCUMENT NOT CONSIDERED FINAL UNLESS ALL SIGNATURES COMPLETED</b>	
 HDR Engineering, Inc. of the Carolinas 555 Fayetteville St. Suite 900 Raleigh, N.C. 27601 N.C.B.E.L.S. License Number: F-0116	

**NOTE**  
**1. DISPOSAL OF SIGN SYSTEM, WOOD**



REVISIONS

