

**T.I.P.: R-2915E**

**CONTRACT: C204356**

**STATE OF NORTH CAROLINA  
DEPARTMENT OF TRANSPORTATION**

**SIGNING PLAN  
ASHE COUNTY**

**LOCATION: US 221 FROM US 221 BYPASS TO  
US 221 BUSINESS/NC 88 IN JEFFERSON**

TIP NO. R-2915E	SHEET NO. SIGN-01
APPROVED: DATE: 1/16/2020	
<b>DOCUMENT NOT CONSIDERED FINAL UNLESS ALL SIGNATURES COMPLETED</b>	

**ROADWAY STANDARD DRAWING**

THE FOLLOWING ROADWAY STANDARDS AS APPEAR IN "ROADWAY STANDARD DRAWINGS" - N.C. DEPARTMENT OF TRANSPORTATION - RALEIGH, N.C., DATED JANUARY 2018 ARE APPLICABLE TO THIS PROJECT AND BY REFERENCE HEREBY ARE CONSIDERED A PART OF THESE PLANS:

STD. NO.	TITLE
901.10	TYPE 'A' SIGNS
901.50	ARROWS AND SHIELDS
901.70	SIGN STRINGERS AND SUPPORT SPACING
901.80	SIGN MOUNTING DETAILS - FOR TYPE A AND TYPE B SIGNS
903.10	GROUND MOUNTED SIGN SUPPORTS
904.10	ORIENTATION OF GROUND MOUNTED SIGNS
904.20	SECONDARY SIGN MOUNTING
904.30	SUPPLEMENTAL SIGN MOUNTING
904.50	MOUNTING OF TYPE 'D','E' AND 'F' SIGNS ON 'U' CHANNEL POSTS
910.30	SIGNING SIGNALIZED AND UNSIGNALIZED SUPERSTREET
910.50	SIGNING FOR SPEED REDUCTION ZONE

**PROJECT NOTES**

1. DISPOSAL OF SIGN SYSTEM, WOOD
2. DISPOSAL OF SUPPORT, U-CHANNEL
3. SIGN ERECTION, TYPE A (GROUND MOUNTED)
4. SIGN ERECTION, TYPE B (GROUND MOUNTED)
5. SIGN ERECTION, TYPE D, E, AND F
6. SIGN ERECTION, RELOCATE SIGN TYPE D

**GENERAL NOTES**

- . SIGNS FURNISHED BY STATE
- . CONFIRM IN WRITING AT LEAST 4 MONTHS IN ADVANCE, THE ACTUAL DATE THE DEPARTMENT FURNISHED SIGNS WILL BE REQUIRED.
- . ALL TYPE 'D' SIGNS SHALL BE MOUNTED ON TWO U-CHANNEL POSTS UNLESS OTHERWISE INDICATED ON THE PLANS.
- . IF REMOVAL OR RELOCATION OF SIGNS ON PRIVATE STREET (NON-STATE MAINTAINED) IS REQUIRED DUE TO CONSTRUCTION, THE CONTRACTOR SHALL INFORM THE ENGINEER. THE WORK WILL BE COMPLETED BY OTHERS.
- . WHEN NOT STATIONED OR DIMENSIONED ON PLANS, ALL 'E' AND 'F' SIGNS SHALL BE FIELD LOCATED BY THE ENGINEER
- . ALL EXISTING SIGNS ON "U" CHANNEL POST WITHIN THE PROJECT LIMITS SHALL BE REMOVED AND DISPOSED OF UNLESS OTHERWISE NOTED ON PLANS.
- . WHEN EXISTING SIGNS ARE REMOVED AND INSTALLED ON NEW SUPPORTS, THE RE-ERECTION SHALL IMMEDIATELY FOLLOW THE REMOVAL.
- . THE BACKGROUND FOR TYPE E & F SIGNS SHALL BE TYPE C REFLECTIVE SHEETING.
- . DO NOT BEGIN FABRICATION FOR TYPES A & B SIGNS MOUNTED ON OVERHEAD STRUCTURES OR STEEL SUPPORTS UNTIL "S" DIMENSIONS HAVE BEEN FIELD VERIFIED.
- . SEE ROADWAY PLANS FOR GUARD/GUIDE RAIL DETAILS.

**SUMMARY OF QUANTITIES**


ITEM NO.	ITEM DESCRIPTION	QUANTITY	UNIT
DESC. NO.	SECT. NO.		
4054000000	902	PLAIN CONCRETE SIGN FOUNDATION	1 C.Y.
4060000000	903	SUPPORTS, BREAKAWAY STEEL BEAM	492 LB.
4072000000	903	SUPPORTS, 3 LB STEEL U-CHANNEL	1737 L.F.
4096000000	904	SIGN ERECTION, TYPE D	6 EA.
4102000000	904	SIGN ERECTION, TYPE E	68 EA.
4108000000	904	SIGN ERECTION, TYPE F	17 EA.
4110000000	904	SIGN ERECTION, TYPE A (GROUND MOUNT)	2 EA.
4116100000	904	SIGN ERECTION, RELOCATE SIGN TYPE E	3 EA.
4116100000	904	SIGN ERECTION, RELOCATE SIGN TYPE D	5 EA.
4155000000	907	DISPOSAL OF SIGN SYSTEM, U-CHANNEL	60 EA.
4158000000	907	DISPOSAL OF SIGN SYSTEM, WOOD	8 EA.
4192000000	907	DISPOSAL OF SUPPORT, U-CHANNEL	5 EA.

**INDEX**

SHEET NO.	DESCRIPTION
SIGN-01-01A	TITLE SHEET/LAYOUT SHEET
SIGN-01B	DETAILS TO BE USED IN LIEU OF THE 2018 STANDARD DETAILS
SIGN-02	SUPPORT INFORMATION
SIGN-03-03A	E AND F SHEETS
SIGN-04-04A	SIGN DESIGNS
SIGN-05-20	SIGNING PLAN SHEETS

**PLAN SUBMITTED TO: NCDOT DIVISION II**

\_\_\_\_\_ DANIEL R. ADAMS, PE \_\_\_\_\_ DIVISION TRAFFIC ENGINEER  
 \_\_\_\_\_ KELVIN L. JORDAN \_\_\_\_\_ SIGNING AND DELINEATION REGIONAL ENGINEER




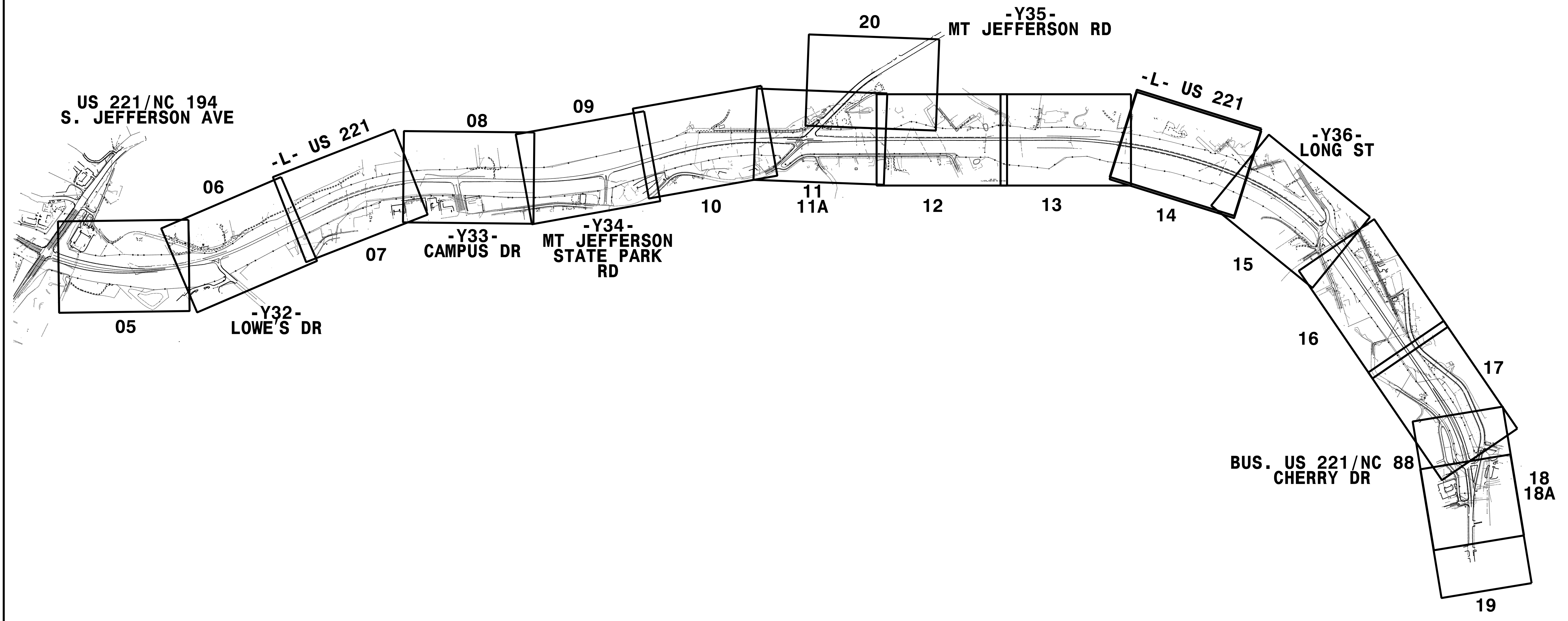
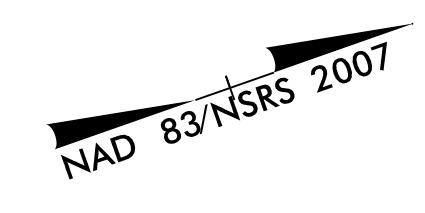
**PLAN PREPARED BY: RK&K ENGINEERS**

\_\_\_\_\_ **Byron Holden, PE** \_\_\_\_\_ Project Engineer  
 \_\_\_\_\_ **Melinda Howell** \_\_\_\_\_ Designer



P: (919) 878-9560  
 8601 Six Forks Road Suite 700 | Raleigh, North Carolina 27615-2965  
 NC License No. F-0112  
 Engineers | Construction Managers | Planners | Scientists  
 www.rkk.com  
 Responsive People | Creative Solutions

TIP NO. R-2915E	SHEET NO. SIGN-01A
APPROVED: <i>David T. Sears</i> DATE: 1/16/2020	
	
DOCUMENT NOT CONSIDERED FINAL UNLESS ALL SIGNATURES COMPLETED	




DATE: 1/16/2020  
FILED: 1/16/2020

**RK&K**  
 P: (919) 878-9560  
 8601 Six Forks Road Suite 700 | Raleigh, North Carolina 27615-2965  
 NC License No. F-0112  
 Engineers | Construction Managers | Planners | Scientists  
 www.rkk.com  
 Responsive People | Creative Solutions

# SIGNING PLAN LAYOUT

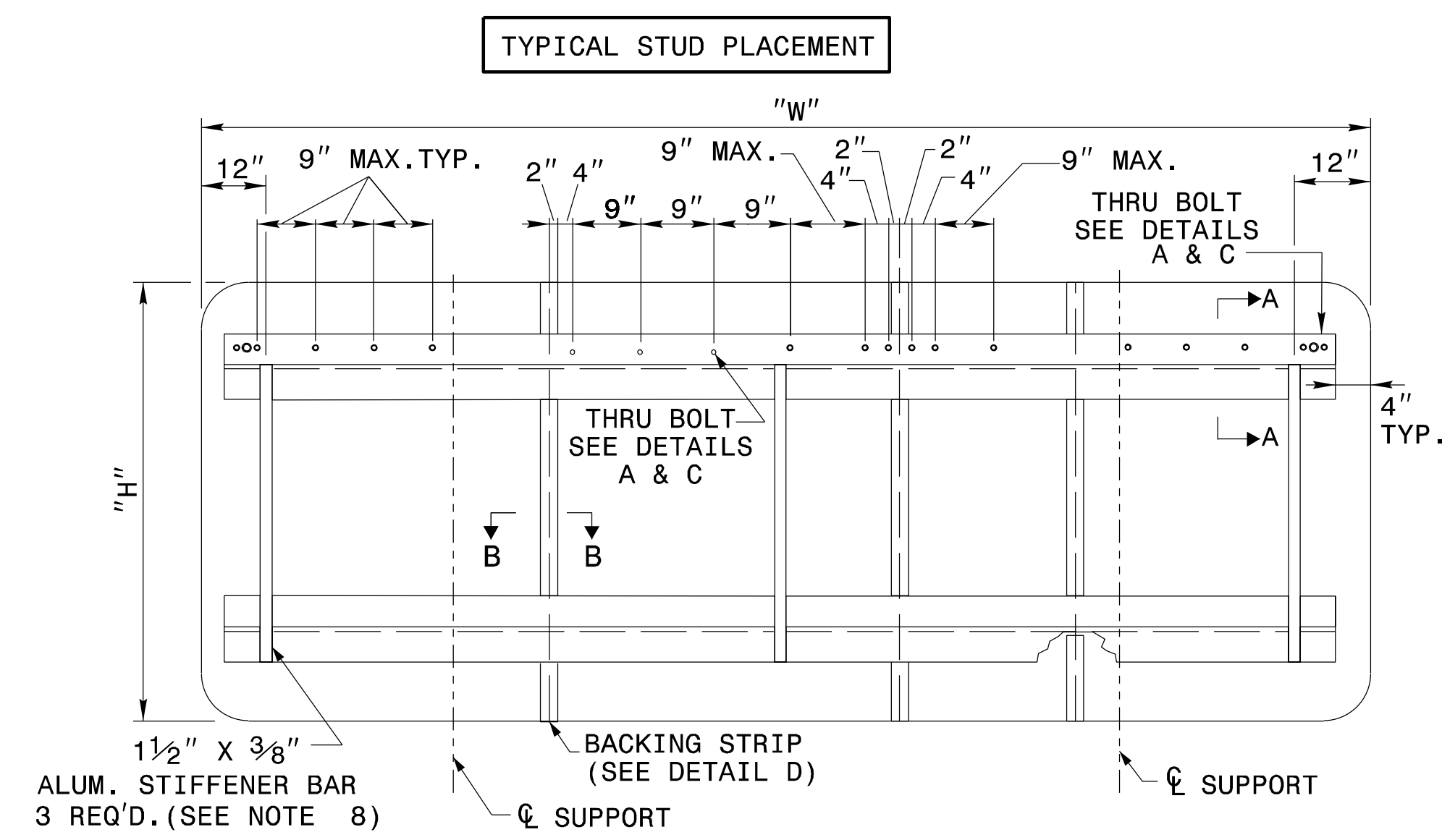


TIP NO. R-2915E	SHEET NO. SIGN-1B
APPROVED: <i>Matthew V. Springer</i>	DATE: 3/21/2019
SEAL	
	

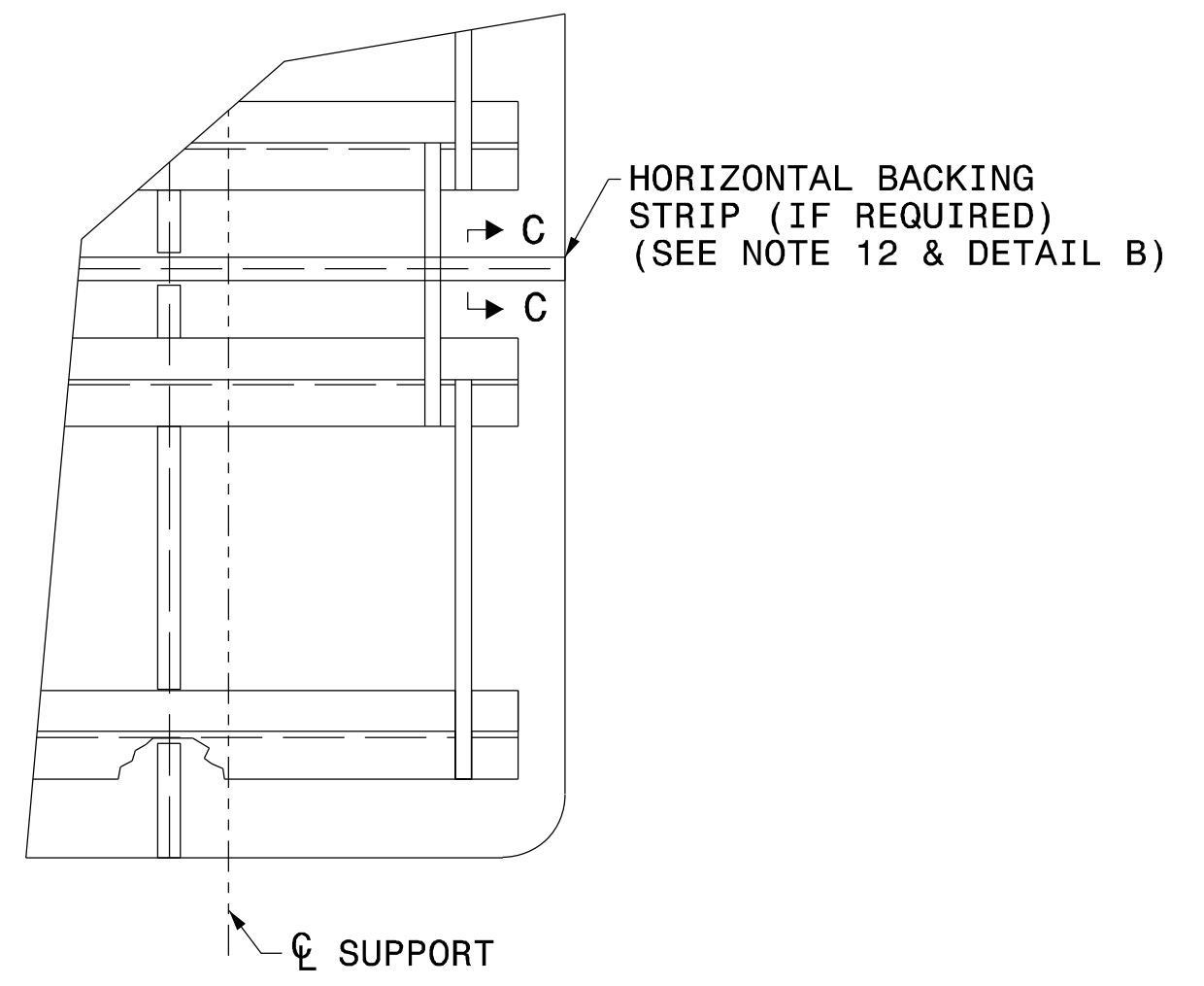
STATE OF NORTH CAROLINA  
DEPT. OF TRANSPORTATION  
DIVISION OF HIGHWAYS  
RALEIGH, N.C.

2-19

ENGLISH DETAIL DRAWING FOR  
**TYPE 'A' SIGNS**  
WELDED STUD CONSTRUCTION



HORIZONTAL BACKING STRIP



NOTES:

1. USE THE NUMBER AND SIZE OF SUPPORTS SHOWN ON THE SUPPORT CHART IN PROJECT PLANS.
2. FABRICATE SIGN PANEL SECTIONS WITH SHEETS 4'-0" WIDE. WHEN FABRICATING SIGNS WHICH ARE NOT MULTIPLES OF 4'-0" IN WIDTH, DO NOT CUT MORE THAN TWO SHEETS TO LESS THAN 4'-0" IN WIDTH. THESE PANELS SHALL NOT BE LESS THAN 1'-0" IN WIDTH.
3. SEE NCDOT STANDARD SPECIFICATIONS FOR ROADS AND STRUCTURES, FOR TYPE OF MATERIAL TO BE USED FOR SIGN PANELS, HANGER ASSEMBLIES, AND SUPPORTS.
4. USE GALVANIZED STEEL FOR BACKING PLATES AND MOUNTING BOLTS.
5. SEE ROADWAY STANDARD 904.20 WHEN TYPE "B" SECONDARY SIGN MOUNTING IS REQUIRED.
6. DETAILS FOR TYPE "A" SECONDARY SIGNS SHALL BE THE SAME AS FOR TYPE "A" SIGNS.
7. THE VERTICAL DIMENSION BETWEEN PRIMARY AND SECONDARY SIGNS IS TWO (2) INCHES.
8. ADJUST STIFFENERS TO AVOID CONFLICT WITH SUPPORTS.
9. SEE ROADWAY STANDARD 901.70 FOR SUPPORT AND "Z" BAR SPACING.
10. FABRICATE SIGNS TALLER THAN 12'-0" AS TWO SEPARATE SIGNS WITH A HORIZONTAL SPLICE. LOCATE STRINGERS ON EACH SECTION OF THE SIGN BY THE SIGN STRINGER CHART. (SEE ROADWAY STANDARD 901.70)
11. FABRICATE SIGNS TALLER THAN 12'-0" BUT SHORTER THAN 14'-6" WITH A HORIZONTAL SPLICE LOCATED 7'-0" FROM BOTTOM OF SIGN.
12. FABRICATE SIGNS 14'-6" TALL AND TALLER WITH A HORIZONTAL SPLICE. LOCATE THE SPLICE AT LEAST HALF OF THE SIGN HEIGHT FROM THE BOTTOM AND AT LEAST 7'-0" FROM THE TOP.
13. THERE SHALL ONLY BE A 1/8" GAP BETWEEN THE VERTICAL BACKING STRIP AND THE "Z" BAR.
14. SEE ROADWAY STANDARD 901.80 FOR DETAILS SHOWING SIGN MOUNTING TO SUPPORTS.
15. PLACE NYLON WASHER UNDER HEAD OF 3/8" THRU BOLTS.
16. FABRICATE EACH SIGN WITH 3/8" DIA. THRU BOLT, 4" FROM EACH END OF EACH "Z" BAR THRU SIGN PANEL AND "Z" BAR. SEE DETAILS A & C.
17. FABRICATE EACH SIGN WITH 3/8" DIA. THRU BOLT CENTERED IN EACH PANEL THRU THE TOP AND BOTTOM "Z" BAR. CENTERED THRU BOLT REQUIRED IN END PANELS GREATER THAN 2'-0" WIDE. SEE DETAILS A & C.
18. THRU BOLTS WILL HAVE A MINIMUM 1/16" TO MAXIMUM 1/8" GAP

STATE OF NORTH CAROLINA  
DEPT. OF TRANSPORTATION  
DIVISION OF HIGHWAYS  
RALEIGH, N.C.

2-19


ENGLISH DETAIL DRAWING FOR  
**TYPE 'A' SIGNS**  
WELDED STUD CONSTRUCTION

SHEET 1 OF 2  
**901D10**

SHEET 1 OF 2  
**901D10**

**REVISED SIGNING  
ROADWAY STANDARD DRAWING**

03/20/19 S:\3&DU\Standards and Drawings\Drawings\2018 Standard Dwg\Division 9 Final\09010\_sgn\_sht01\_type a sign\_2-19.dgn User:RSTONES

TIP NO. R-2915E	SHEET NO. SIGN-02
APPROVED: <i>David T. Sears</i> DATE: 1/16/2020	
	
<b>DOCUMENT NOT CONSIDERED FINAL UNLESS ALL SIGNATURES COMPLETED</b>	

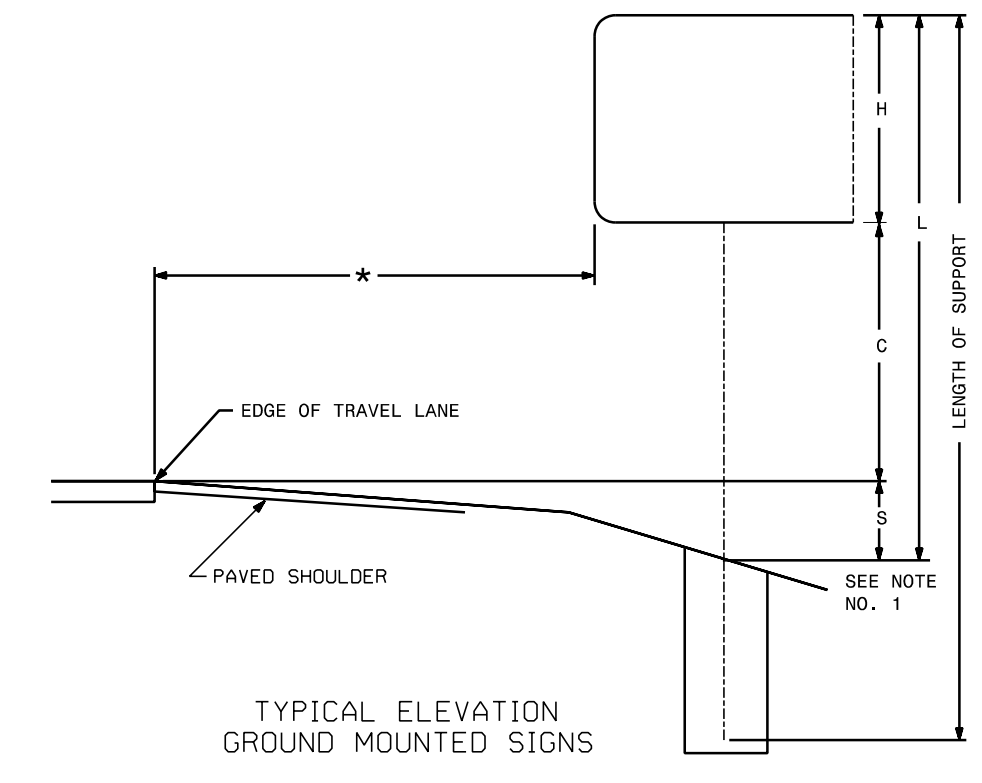
Version: 3.1 Posted: 6/2/2017

NUMBER	TYPE	SIGN SIZE (in.)			ROADWAY STATION	NUMBER OF SUPPORTS	BEAM SECTION	SUPPORT TYPE BA or S	OMNI COUPLER	ATTACHMENT METHOD	MOUNTING METHOD	HORIZONTAL CLEARANCE* (ft.)	SUPPORT SPACING	LENGTH (ft)			LEFT SUPPORT (ft)			CENTER SUPPORT (ft)			RIGHT SUPPORT (ft)			SUPPORT WEIGHTS		FOOTINGS				FIELD VERIFIED SEE NOTE 2 (mm/dd/yy)
		w	x	h										SNS HT	MTG HT	EMBED-MENT	S	L	LENGTH	S	L	LENGTH	S	L	LENGTH	B/A (lbs.)	SIMPLE (lbs.)	DIAMETER (ft.)	DEPTH (ft.)	REINFORCED (c.y.)	PLAIN (c.y.)	
101	A	114	x	54	-L-728+00	2	S3x5.7	BA	N/A	N/A	N/A	30.00	5.57	4.50	7.20	3.0	0.78	12.48	15.48	0.00	0.00	0.00	-0.20	11.50	14.50	206.86	0	1.0	3.5	0.00	0.20	
102	A	114	x	54	-L-737+00	2	S4x7.7	BA	N/A	N/A	N/A	30.00	5.57	4.50	9.86	3.0	-0.09	14.27	17.27	0.00	0.00	0.00	-2.86	11.50	14.50	284.63	0	1.0	3.5	0.00	0.20	

TOTAL	491.49	TOTAL	0.00	TOTAL	0.00	TOTAL	0.41
USE:	492.00		0.00		0.00		1.00

**NOTES**

- DIMENSION "S" REPRESENTS AN INCREASE (+), OR A DECREASE (-) IN POLE LENGTH, RELATIVE TO THE ELEVATION OF THE EDGE OF TRAVEL LANE.
- FIELD VERIFICATIONS SHALL BE REQUIRED FOR ALL SUPPORTS, SEE (\*) ARTICLE 903-3. FABRICATORS SHALL BE AISC CERTIFIED IN CATEGORY 1, SEE (\*) ARTICLE 1072-1. (\*) = N.C.D.O.T. STANDARD SPECIFICATIONS FOR ROADS AND STRUCTURES
- PLAN LOCATIONS FOR EXISTING UTILITIES ARE BASED ON THE BEST AVAILABLE INFORMATION AND, THEREFORE MAY NOT BE PRECISELY ACCURATE. THEREFORE, IT IS INCUMBENT UPON THE CONTRACTOR TO DETERMINE THE EXACT LOCATION OF UTILITIES BEFORE BEGINNING WORK IN A LOCATION.

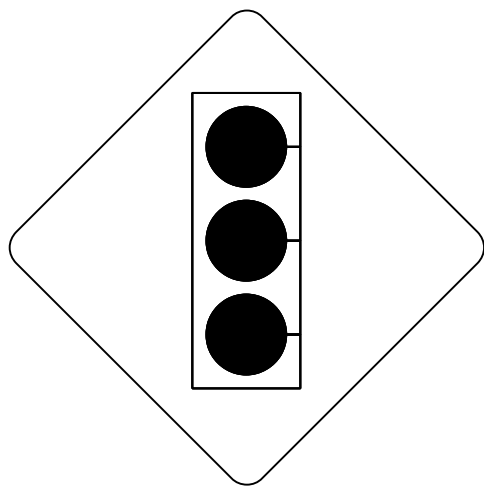





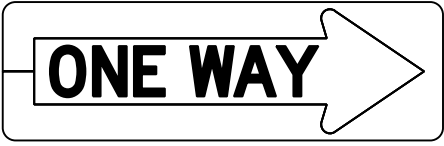

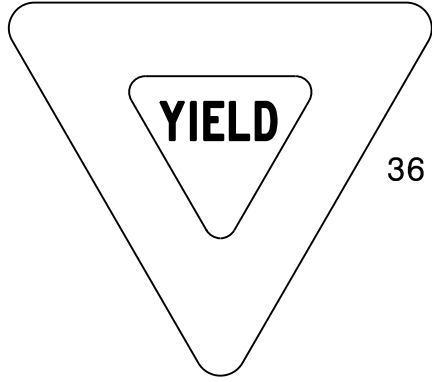









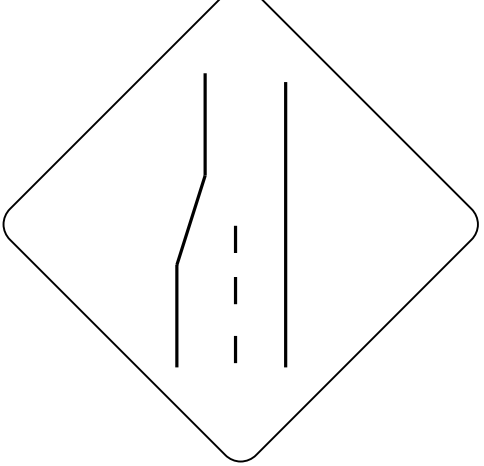










**RK&K**  
 P: (919) 878-9560  
 8601 Six Forks Road Suite 700 | Raleigh, North Carolina 27615-2965  
 NC License No. F-0112  
 Engineers | Construction Managers | Planners | Scientists  
 www.rkk.com  
 Responsive People | Creative Solutions

**TYPE "A" AND TYPE "B"  
GROUND MOUNTED SIGNS**

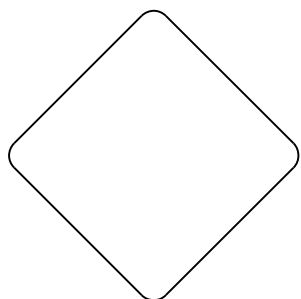
DATE: 1/16/2020



<p>401 QUANTITY REQ'D 6</p>  <p>36 X 36 W3-3</p> <p>ONE "U" POST PER SIGN</p>	<p>402 QUANTITY REQ'D 2</p>  <p>36 X 36 W11-3</p> <p>ONE "U" POST PER SIGN</p>	<p>403 QUANTITY REQ'D 9</p>  <p>24 X 30 R4-7</p> <p>ONE "U" POST PER SIGN</p>	<p>404 QUANTITY REQ'D 4</p>  <p>54 X 18 R6-1R</p> <p>TWO "U" POSTS PER SIGN</p>	<p>405 QUANTITY REQ'D 8</p>  <p>36 X 36 R1-1</p> <p>ONE "U" POST PER SIGN</p>	<p>406 QUANTITY REQ'D 1</p>  <p>54 X 18 R6-1L</p> <p>TWO "U" POSTS PER SIGN</p>
<p>407 QUANTITY REQ'D 4</p>  <p>36 X 12 R6-1R</p> <p>SIGN TO BE INSTALLED ABOVE SIGN 405 IN FOUR INSTALLATIONS.</p>	<p>408 QUANTITY REQ'D 3</p>  <p>36 X 36 W12-1</p> <p>ONE "U" POST PER SIGN</p>	<p>409 QUANTITY REQ'D 1</p>  <p>36 X 36 X 36 R1-2</p> <p>ONE "U" POST PER SIGN</p>	<p>410 QUANTITY REQ'D 1</p>  <p>36 X 36 W3-1</p> <p>ONE "U" POST PER SIGN</p>	<p>411 QUANTITY REQ'D 1</p>  <p>30 X 36 R2-1</p> <p>ONE "U" POST PER SIGN</p>	<p>412 QUANTITY REQ'D 2</p>  <p>30 X 30 W14-2</p> <p>ONE "U" POST PER SIGN</p>
<p>414 QUANTITY REQ'D 5</p>  <p>30 X 36 R2-1</p> <p>ONE "U" POST PER SIGN</p>	<p>415 QUANTITY REQ'D 1</p>  <p>30 X 36 R2-1</p> <p>ONE "U" POST PER SIGN</p>	<p>416 QUANTITY REQ'D 1</p>  <p>36 X 36 W3-5</p> <p>ONE "U" POST PER SIGN</p>	<p>417 QUANTITY REQ'D 2</p>  <p>30 X 36 R2-1</p> <p>ONE "U" POST PER SIGN</p>	<p>418 QUANTITY REQ'D 1</p>  <p>36 X 36 W3-5</p> <p>ONE "U" POST PER SIGN</p>	<p>419 QUANTITY REQ'D 1</p>  <p>30 X 30 D9-2 BLUE</p> <p>SIGN TO BE INSTALLED ONTO STEEL POST OF SIGN 302 IN ONE INSTALLATION</p>
<p>421 QUANTITY REQ'D 1</p>  <p>36 X 36 W4-2L</p> <p>ONE "U" POST PER SIGN</p>	<p>422 QUANTITY REQ'D 1</p>  <p>36 X 36 W9-1</p> <p>ONE "U" POST PER SIGN</p>	<p>423 QUANTITY REQ'D 1</p>  <p>R5-2 24"x24"</p> <p>SIGN TO BE INSTALLED BELOW SIGN 505 IN ONE INSTALLATION</p>	<p>424 QUANTITY REQ'D 3</p>  <p>18 X 18 OM4-3</p> <p>ONE "U" POST PER SIGN</p>	<p>425 QUANTITY REQ'D 2</p>  <p>42 X 30 R5-1a</p> <p>TWO "U" POSTS PER SIGN</p>	<p>426 QUANTITY REQ'D 2</p>  <p>36 X 36 R5-1</p> <p>ONE "U" POST PER SIGN</p>
<p>428 QUANTITY REQ'D 1</p>  <p>24 X 24 R5-2a</p> <p>SIGN TO BE INSTALLED UNDER SIGN 427 IN ONE INSTALLATION</p>	<p>429 QUANTITY REQ'D 1</p>  <p>48 X 54</p> <p>TWO "U" POSTS PER SIGN</p> <p>SEE SHEET SIGN-04A FOR SIGN DESIGN</p>				

TIP NO. R-2915E	SHEET NO. SIGN-03
DocuSigned by: APPROVED: <i>David J. Seals</i> DATE: 1/16/2020	
SEAL	
	
<b>DOCUMENT NOT CONSIDERED FINAL UNLESS ALL SIGNATURES COMPLETED</b>	


413 QUANTITY REQ'D 1



18 X 18  
OM1-3

SIGN TO BE INSTALLED BELOW SIGN 403 IN ONE INSTALLATION


420 QUANTITY REQ'D 1



30 X 21  
M6-1  
BLUE

SIGN TO BE INSTALLED ONTO STEEL POST OF SIGN 302 IN ONE INSTALLATION

427 QUANTITY REQ'D 1



21 X 21


ONE "U" POST PER SIGN

SEE SHEET SIGN-04A FOR SIGN DESIGN

**RK&K**  
 P: (919) 878-9560  
 8601 Six Forks Road Suite 700 | Raleigh, North Carolina 27615-2965  
 NC License No. F-0112  
 Engineers | Construction Managers | Planners | Scientists  
 www.rkk.com  
 Responsive People | Creative Solutions

**TYPE "E" SIGNS**

DATE: 1/16/2020

TIP NO. R-2915E	SHEET NO. SIGN-3A
APPROVED: <i>David T. Seals</i> DATE: 1/16/2020	
SEAL 	
DOCUMENT NOT CONSIDERED FINAL UNLESS ALL SIGNATURES COMPLETED	

501 504 508

M3-1 24"X12" **NORTH**

M1-4 30"X24" **221**

ONE U-POST PER SIGN

502 507 510 512

M3-3 24"X12" **SOUTH**


M1-4 30"X24" **221**

ONE U-POST PER SIGN

503 506 509

M3-3 24"X12" **SOUTH**

M1-4 30"X24" **221**

21"X21" 


ONE U-POST PER SIGN

SEE SHEET SIGN-04A FOR ARROW DETAIL

505

M3-1 24"X12" **NORTH**

M1-4 30"X24" **221**

21"X21" 

ONE U-POST PER SIGN

SEE SHEET SIGN-04A FOR ARROW DETAIL

511 516

M2-1 21"X15" **JCT**

M1-5 24"X24" **88**

M2-1 21"X15" **JCT**

M4-3 24"X12" **BUSINESS**


M1-4 30"X24" **221**

TWO U-POSTS PER SIGN

513

M3-4 24"X12" **WEST**


M1-5 24"X24" **88**

M6-1 21"X15" 

M3-3 24"X12" **SOUTH**


M4-3 24"X12" **BUSINESS**

M1-4 30"X24" **221**

M6-1 21"X15" 


M3-2 24"X12" **EAST**

M1-5 24"X24" **88**

M6-3 21"X15" 

M3-1 24"X12" **NORTH**

M1-4 30"X24" **221**


M6-3 21"X15" 

TWO U-POSTS PER SIGN

514

M3-4 24"X12" **WEST**


M1-5 24"X24" **88**

M6-1 21"X15" 

M3-3 24"X12" **SOUTH**

M4-3 24"X12" **BUSINESS**

M1-4 30"X24" **221**


M6-1 21"X15" 

TWO U-POSTS PER SIGN

515

M3-3 24"X12" **SOUTH**

M1-4 30"X24" **221**


M6-3 21"X15" 

ONE U-POST PER SIGN

517


M3-2 24"X12" **EAST**

M1-5 24"X24" **88**

M6-1 21"X15" 


M3-1 24"X12" **NORTH**

M1-4 30"X24" **221**

M6-1 21"X15" 

M3-3 24"X12" **SOUTH**

M1-4 30"X24" **221**

M6-1 21"X15" 

TWO U-POSTS PER SIGN

DATE: 1/16/2020

**RK&K**

P: (919) 878-9560  
8601 Six Forks Road Suite 700 | Raleigh, North Carolina 27615-2965  
NC License No. F-0112


Engineers | Construction Managers | Planners | Scientists  
www.rkk.com

Responsive People | Creative Solutions

# TYPE "F" SIGNS



APPROVED: *David T. Sears*  
 DATE: 1/16/2020

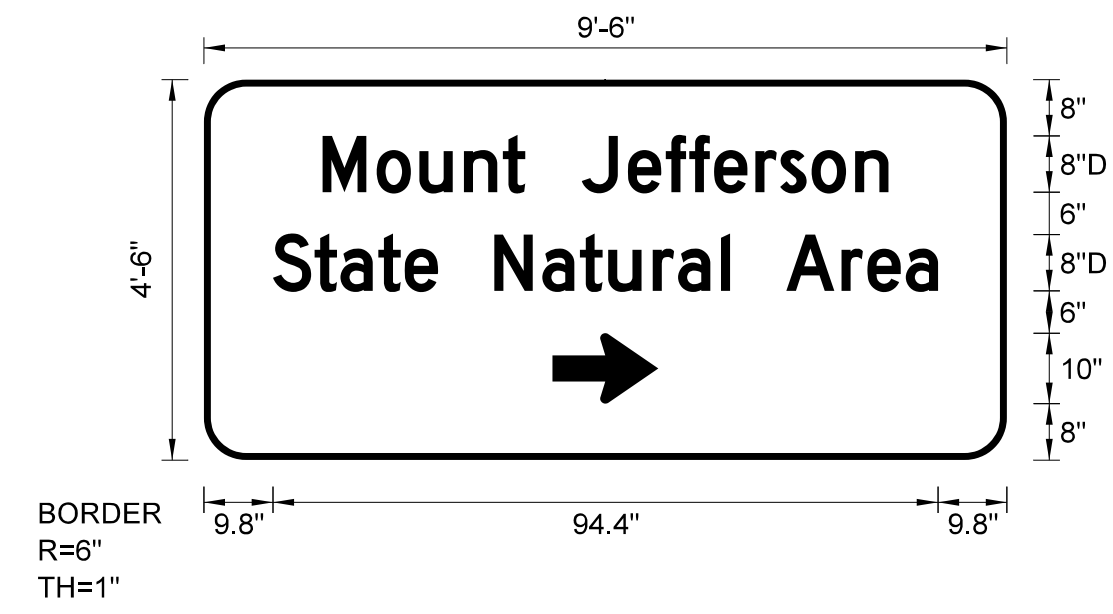


**DOCUMENT NOT CONSIDERED FINAL  
 UNLESS ALL SIGNATURES COMPLETED**

SIGN NUMBER: 101  
 TYPE: A  
 QUANTITY: 1  
 SIGN WIDTH: 9'-6"  
 HEIGHT: 4'-6"  
 TOTAL AREA: 42.8 Sq.Ft.  
 BORDER TYPE: FLUSH  
 RECESS: 0"  
 WIDTH: 1"  
 RADII: 6"  
 NO. Z BARS: 2  
 LENGTH: 106.0  
 MAT'L: 0.125" (3.2 mm) ALUMINUM

SYMBOL	X	Y	WID	HT
AR_Type D	49.5	8	10	15

DESIGN BY: M.HOWELL  
 CHECKED BY: DTS  
 PROJECT ID: R-2915E  
 LOCATION: -L-STA.728+00  
 Dec 18, 2018  
 DIV: 11



USE NOTES: 1,2  
 1. Legend and border(except those that are colored black) shall be direct applied Grade C sheeting.  
 2. Background shall be Grade C reflective sheeting.  
 3. Shields; A, B, and C type arrows shall be on 0.032" (0.8mm) aluminum with Grade C reflective sheeting and demountable.

LETTER POSITIONS

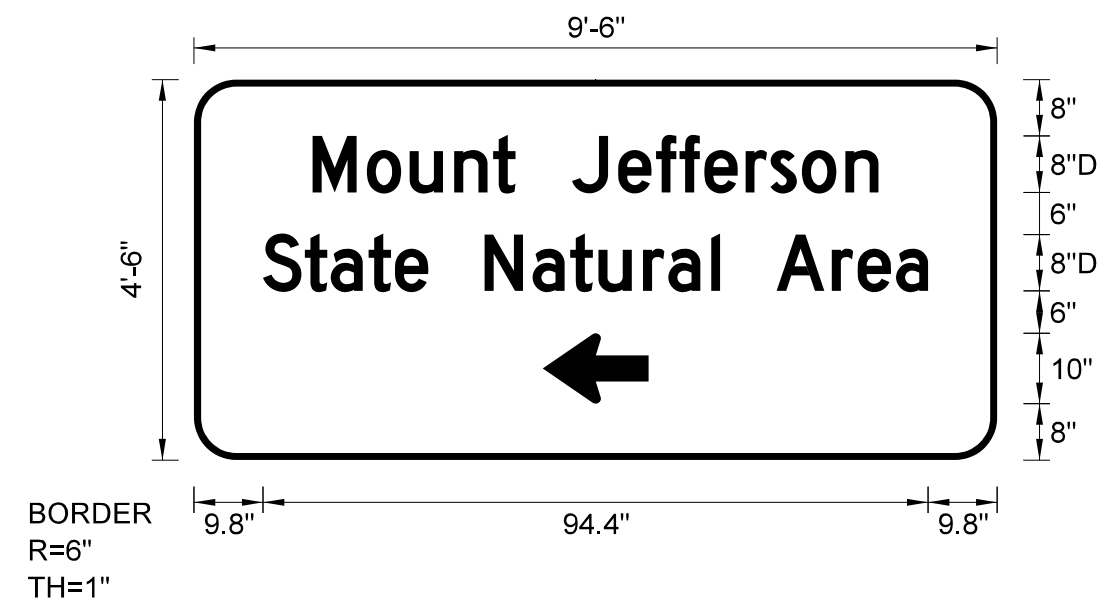
Letter spacings are to start of next letter																				Series/Size
																				Text Length
M	o	u	n	t	J	e	f	f	e	r	s	o	n							D 2000
16.8	7.7	6.1	6.3	5.5	3.2	8	6.6	5.4	3.4	3.5	5.8	3.5	4.5	6.2	4.7	16.8				80.3
S	t	a	t	e	N	a	t	u	r	a	l	A	r	e	a					D 2000
9.8	5.9	3.7	5.4	3.8	4.7	8	6.8	5.4	4	6.3	3.6	6.1	1.3	8	7.8	3.7	5.4	4.6	9.8	94.4

FILENAME: R-2915E\_SGN\_DTL NORTH CAROLINA D.O.T. SIGN DETAIL

SIGN NUMBER: 102  
 TYPE: A  
 QUANTITY: 1  
 SIGN WIDTH: 9'-6"  
 HEIGHT: 4'-6"  
 TOTAL AREA: 42.8 Sq.Ft.  
 BORDER TYPE: FLUSH  
 RECESS: 0"  
 WIDTH: 1"  
 RADII: 6"  
 NO. Z BARS: 2  
 LENGTH: 106.0  
 MAT'L: 0.125" (3.2 mm) ALUMINUM

SYMBOL	X	Y	WID	HT
AR_Type D	49.5	8	10	15

DESIGN BY: M.HOWELL  
 CHECKED BY: DTS  
 PROJECT ID: R-2915E  
 LOCATION: -L-STA.737+00  
 Dec 18, 2018  
 DIV: 11



USE NOTES: 1,2  
 1. Legend and border(except those that are colored black) shall be direct applied Grade C sheeting.  
 2. Background shall be Grade C reflective sheeting.  
 3. Shields; A, B, and C type arrows shall be on 0.032" (0.8mm) aluminum with Grade C reflective sheeting and demountable.

LETTER POSITIONS

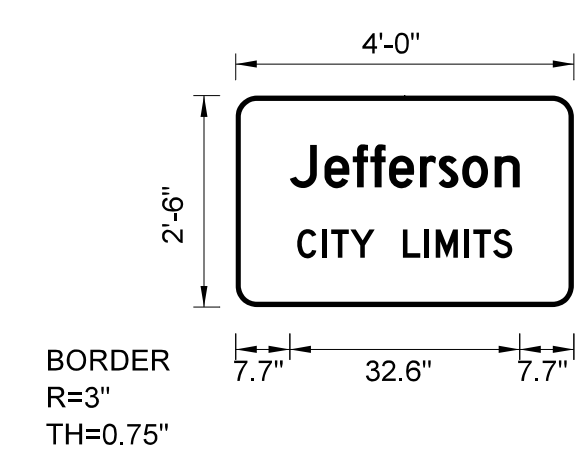
Letter spacings are to start of next letter																				Series/Size
																				Text Length
M	o	u	n	t	J	e	f	f	e	r	s	o	n							D 2000
16.8	7.7	6.1	6.3	5.5	3.2	8	6.6	5.4	3.4	3.5	5.8	3.5	4.5	6.2	4.7	16.8				80.3
S	t	a	t	e	N	a	t	u	r	a	l	A	r	e	a					D 2000
9.8	5.9	3.7	5.4	3.8	4.7	8	6.8	5.4	4	6.3	3.6	6.1	1.3	8	7.8	3.7	5.4	4.6	9.8	94.4

FILENAME: R-2915E\_SGN\_DTL NORTH CAROLINA D.O.T. SIGN DETAIL

SIGN NUMBER: 301  
 TYPE: D  
 QUANTITY: 1  
 SIGN WIDTH: 4'-0"  
 HEIGHT: 2'-6"  
 TOTAL AREA: 10.0 Sq.Ft.  
 BORDER TYPE: FLUSH  
 RECESS: 0"  
 WIDTH: 0.75"  
 RADII: 3"  
 NO. Z BARS:  
 LENGTH:

SYMBOL	X	Y	WID	HT
--------	---	---	-----	----

DESIGN BY: M.HOWELL  
 CHECKED BY: DTS  
 PROJECT ID: R-2915E  
 LOCATION: -L-STA.783+00  
 Dec 18, 2018  
 DIV: 11



USE NOTES: 1,2  
 1. Legend and border(except those that are colored black) shall be direct applied Grade C sheeting.  
 2. Background shall be Grade C reflective sheeting.

LETTER POSITIONS

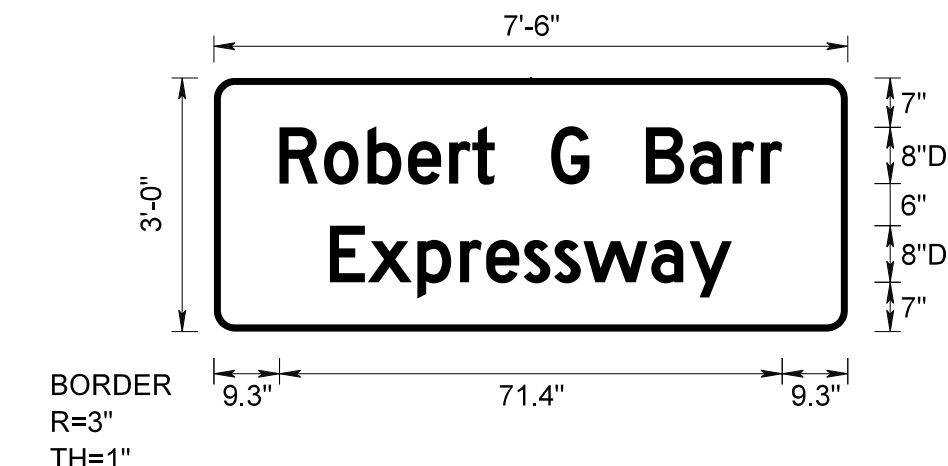
Letter spacings are to start of next letter															Series/Size
															Text Length
J	e	f	f	e	r	s	o	n							D 2000
7.7	4.9	4	2.5	2.6	4.4	2.6	3.4	4.6	3.5	7.7					32.6
C	I	T	Y	L	I	M	I	T	S						D 2000
8.7	3.6	1.2	2.7	3.4	4	3.1	1.6	4.1	1.2	2.8	2.7	8.7			30.5

FILENAME: R-2915E\_SGN\_DTL NORTH CAROLINA D.O.T. SIGN DETAIL

SIGN NUMBER: 302  
 TYPE: D  
 QUANTITY: 1  
 SIGN WIDTH: 7'-6"  
 HEIGHT: 3'-0"  
 TOTAL AREA: 22.5 Sq.Ft.  
 BORDER TYPE: FLUSH  
 RECESS: 0"  
 WIDTH: 1"  
 RADII: 3"  
 NO. Z BARS:  
 LENGTH:

SYMBOL	X	Y	WID	HT
--------	---	---	-----	----

DESIGN BY: M.HOWELL  
 CHECKED BY: DTS  
 PROJECT ID: R-2915E  
 LOCATION: -L- STA. 836+50  
 May 14, 2019  
 DIV: 11



USE NOTES: 1,2  
 1. Legend and border(except those that are colored black) shall be direct applied Grade C sheeting.  
 2. Background shall be Grade C reflective sheeting.

LETTER POSITIONS

Letter spacings are to start of next letter															Series/Size
															Text Length
R	o	b	e	r	t	G	B	a	r	r					D 2000
9.3	6.3	6.2	5.8	5.8	3.3	3.2	8	5.4	8	6.2	6.1	4	3	9.3	71.4
E	x	p	r	e	s	s	w	a	y						D 2000
16.5	5.4	7	6.1	3.7	5.4	4.3	4.2	9.6	5.4	6	16.5				57

FILENAME: R-2915E\_SGN\_DTL NORTH CAROLINA D.O.T. SIGN DETAIL

DATE: 1/16/2020



# SIGN DETAILS



**SIGN NUMBER:** 303  
**TYPE:** D  
**QUANTITY:** 1  
**SIGN WIDTH:** 7'-0"  
**HEIGHT:** 2'-0"  
**TOTAL AREA:** 14.0 Sq.Ft.  
**BORDER TYPE:** FLUSH  
**RECESS:** 0"  
**WIDTH:** 1"  
**RADII:** 3"  
**NO. Z BARS:**  
**LENGTH:**

**BACKG COLOR:** Green  
**COPY COLOR:** White

SYMBOL	X	Y	WID	HT
AR_Type D	10.2	8.1	8	12

**MAT'L:** 0.125" (3.2 mm) ALUMINUM

**DESIGN BY:** M.HOWELL  
**CHECKED BY:** DTS  
**PROJECT ID:** R-2915E  
**LOCATION:** -L-STA.846+00  
**Dec 18, 2018**  
**DIV:** 11

**USE NOTES:** 1,2  
 1. Legend and border(except those that are colored black) shall be direct applied Grade C sheeting.  
 2. Background shall be Grade C reflective sheeting.

Spacing Factor is 1 unless specified otherwise

**LETTER POSITIONS**

Letter spacings are to start of next letter

Series/Size	Text Length
D 2000	43.5

FILENAME: R-2915E\_SGN\_DTL NORTH CAROLINA D.O.T. SIGN DETAIL

**SIGN NUMBER:** 304  
**TYPE:** D  
**QUANTITY:** 1  
**SIGN WIDTH:** 6'-0"  
**HEIGHT:** 2'-6"  
**TOTAL AREA:** 15.0 Sq.Ft.  
**BORDER TYPE:** FLUSH  
**RECESS:** 0"  
**WIDTH:** 0.75"  
**RADII:** 2.25"  
**NO. Z BARS:**  
**LENGTH:**

**BACKG COLOR:** Green  
**COPY COLOR:** White

SYMBOL	X	Y	WID	HT
AR_Type D	8	17.8	6	9
AR_Type D	50.8	4.8	6	9

**MAT'L:** 0.125" (3.2 mm) ALUMINUM

**DESIGN BY:** M.HOWELL  
**CHECKED BY:** DTS  
**PROJECT ID:** R-2915E  
**LOCATION:** -L-STA.854+12  
**Dec 18, 2018**  
**DIV:** 11

**USE NOTES:** 1,2  
 1. Legend and border(except those that are colored black) shall be direct applied Grade C sheeting.  
 2. Background shall be Grade C reflective sheeting.

Spacing Factor is 1 unless specified otherwise

**LETTER POSITIONS**

Letter spacings are to start of next letter

Series/Size	Text Length
D 2000	44
D 2000	32.6

FILENAME: R-2915E\_SGN\_DTL NORTH CAROLINA D.O.T. SIGN DETAIL

**TIP NO.** R-2915E  
**SHEET NO.** SIGN-04A

APPROVED: *David T. Sears*  
 DATE: 1/16/2020

SEAL

**DOCUMENT NOT CONSIDERED FINAL**  
**UNLESS ALL SIGNATURES COMPLETED**

**SIGN NUMBER:** 429  
**TYPE:** E  
**QUANTITY:** 1  
**SIGN WIDTH:** 4'-0"  
**HEIGHT:** 4'-6"  
**TOTAL AREA:** 18.0 Sq.Ft.  
**BORDER TYPE:** RECESS  
**RECESS:** 1.25"  
**WIDTH:** 1.25"  
**RADII:** 3"  
**NO. Z BARS:**  
**LENGTH:**

**BACKG COLOR:** Yellow  
**COPY COLOR:** Black

SYMBOL	X	Y	WID	HT
FF	6.5	20.8	37	20.3

**MAT'L:** 0.125" (3.2 mm) ALUMINUM

**DESIGN BY:** CBB  
**CHECKED BY:** S B KINZ  
**PROJECT ID:** SP03273  
**DATE:** Nov 03,2003

**USE NOTES:** 2 & 4  
 1. Legend and border shall be direct applied Type III reflective sheeting.  
 2. Legend, symbols, and border shall be direct applied black non-reflective sheeting.  
 3. Shields shall be Type III reflective sheeting on 0.032" 10.8mm aluminum and demountable.  
 4. Background shall be Type IX fluorescent yellow reflective sheeting.  
 5. Background shall be Type I reflective sheeting.  
 6. Center arrow shall be vertically on sign.  
 7. Bottom panel shall be yellow Type III sheeting. Legend shall be direct applied black non-reflective sheeting. Yellow panels.

**LETTER POSITIONS**

Letter spacings are to start of next letter

Series/Size	Text Length
C5	38
C5	31.1

Spacing Factor is .75.

FILENAME: FREE NORTH CAROLINA D.O.T. SIGN DETAIL

...Free Flowing Right Turn.dgn 12/17/2003 02:59:13 PM

**SIGN NUMR:** 427,503,505,506,509  
**TYPE:** F Ground  
**QUANTITY:** 5  
**SIGN WIDTH:** 1'-9"  
**HEIGHT:** 1'-9"  
**TOTAL AREA:** 3.1 Sq.Ft.  
**MAT'L:** 0.063" ALUMINUM  
**BORDER TYPE:** RECESSED  
**RECESS:** 0.38"  
**WIDTH:** 0.63"  
**RADII:** 1.5"  
**NO. Z BARS:**  
**LENGTH:**

**BACKG. COLOR:** White  
**COPY COLOR:** Black

SYMBOL	X	Y	WID	HT
u arrow	3.7	3.5	12.7	13.9

**DESIGN BY:** CHK BY: DIV: STD #: DATE:  
**PROJECT ID:** N. C. DEPARTMENT OF TRANSPORTATION  
 DIVISION OF HIGHWAYS  
 TRANSPORTATION MOBILITY & SAFETY  
 SIGNING & DELINEATION UNIT

**NOTES:**  
 1. Legend and border shall be direct applied Non-reflective sheeting.  
 2. Background shall be Grade C reflective sheeting.

**Arrow Details**

ARROW DIMENSIONS (INCHES)	F	G	H	M	N	P	Q	R
	2.625	2.625	8.659	5.25	3	5.25	0.375	0.5

Spacing Factor is 1 unless specified otherwise


FILENAME: GSENG

DATE: 1/16/2020

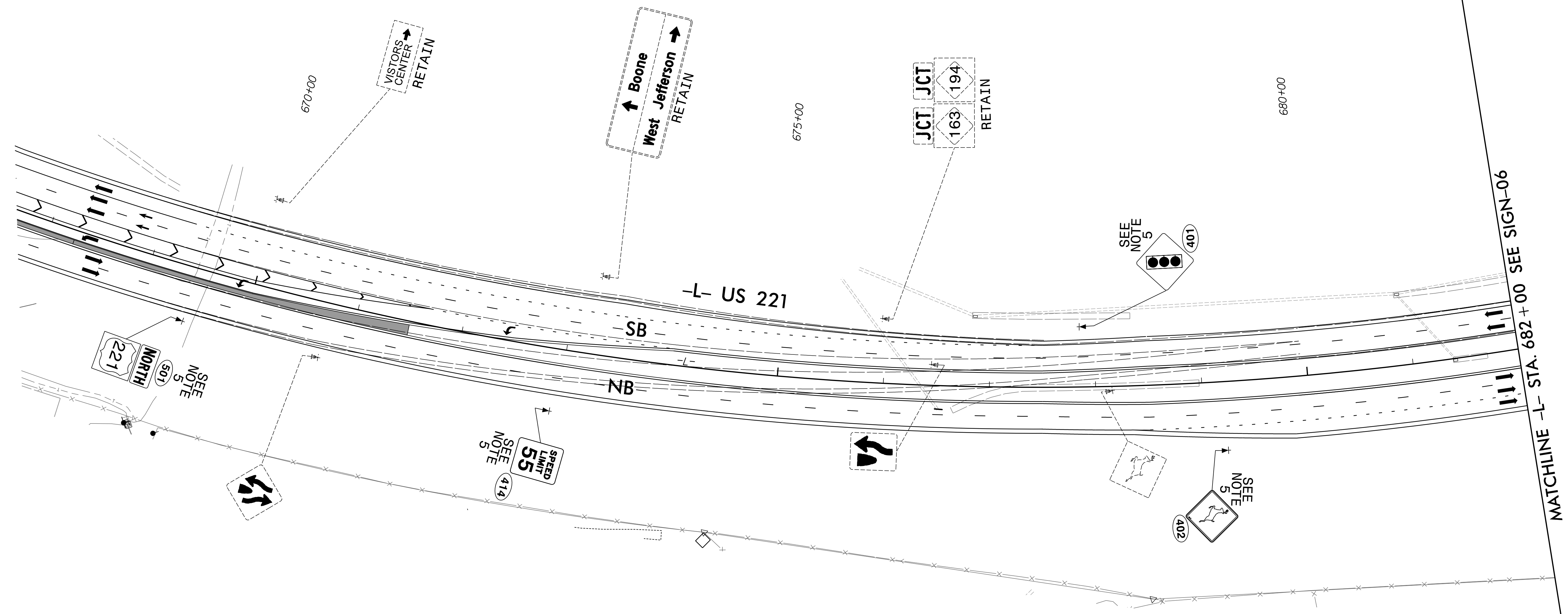
**RK&K**  
 P: (919) 878-9560  
 8601 Six Forks Road Suite 700 | Raleigh, North Carolina 27615-2965  
 NC License No. F-0112  
 Engineers | Construction Managers | Planners | Scientists  
 www.rkk.com  
 Responsive People | Creative Solutions

**SIGN DETAILS**



TIP NO. R-2915E	SHEET NO. SIGN-05
APPROVED: <i>David T. Seals</i> DATE: 1/16/2020	
SEAL 	
DOCUMENT NOT CONSIDERED FINAL UNLESS ALL SIGNATURES COMPLETED	

NAD 83/NSRS 2007




**PROJECT NOTES**

1. DISPOSAL OF SIGN SYSTEM, WOOD
2. DISPOSAL OF SUPPORT, U-CHANNEL
3. SIGN ERECTION, TYPE A (GROUND MOUNTED)
4. SIGN ERECTION, TYPE B (GROUND MOUNTED)
5. SIGN ERECTION, TYPE D, E, AND F
6. SIGN ERECTION, RELOCATE SIGN TYPE D

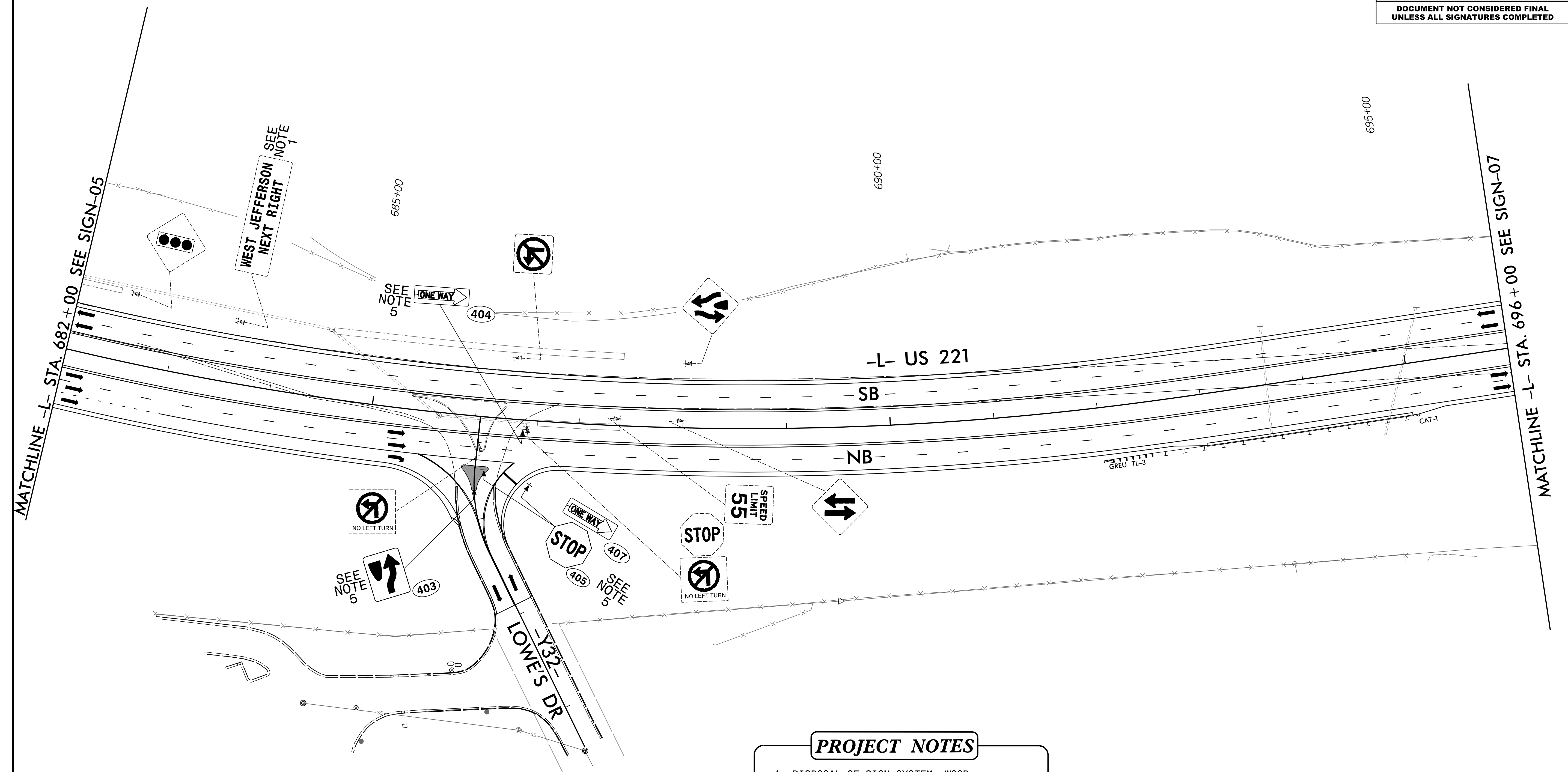
**RK&K**  
 P: (919) 878-9560  
 8601 Six Forks Road Suite 700 | Raleigh, North Carolina 27615-2965  
 NC License No. F-0112  
 Engineers | Construction Managers | Planners | Scientists  
 www.rkk.com  
 Responsive People | Creative Solutions

**US 221  
-L- STA. 668+00 TO 682+00**

DATE: \$  
FILE: \$  
L: JRM/MLC

TIP NO. R-2915E	SHEET NO. SIGN-06
APPROVED: <i>David T. Seals</i> DATE: 1/16/2020	
SEAL 	
DOCUMENT NOT CONSIDERED FINAL UNLESS ALL SIGNATURES COMPLETED	

NAD 83/NSRS 2007



**PROJECT NOTES**

1. DISPOSAL OF SIGN SYSTEM, WOOD
2. DISPOSAL OF SUPPORT, U-CHANNEL
3. SIGN ERECTION, TYPE A (GROUND MOUNTED)
4. SIGN ERECTION, TYPE B (GROUND MOUNTED)
5. SIGN ERECTION, TYPE D, E, AND F
6. SIGN ERECTION, RELOCATE SIGN TYPE D


**RK&K**  
 P: (919) 878-9560  
 8601 Six Forks Road Suite 700 | Raleigh, North Carolina 27615-2965  
 NC License No. F-0112  
 Engineers | Construction Managers | Planners | Scientists  
 www.rkk.com  
 Responsive People | Creative Solutions

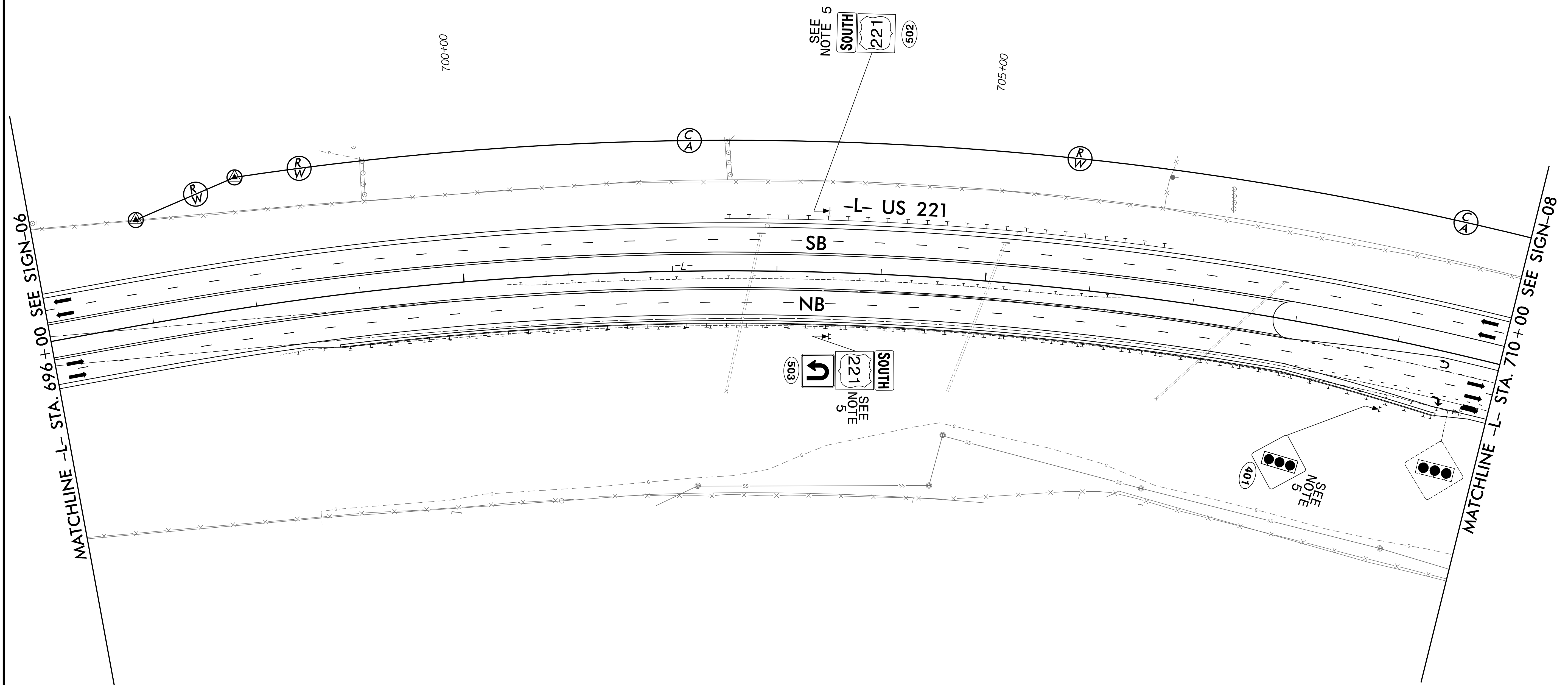
**US 221**  
**-L-STA.682+00 TO 696+00**  
**AT LOWE'S DR -Y32-**

DATE: \$  
FILE: \$  
JOB: MILCH



NAD 83/NSRS 2007

TIP NO. R-2915E	SHEET NO. SIGN-07
APPROVED: <i>David T. Seals</i> DATE: 1/16/2020	
SEAL 	
DOCUMENT NOT CONSIDERED FINAL UNLESS ALL SIGNATURES COMPLETED	




**PROJECT NOTES**

1. DISPOSAL OF SIGN SYSTEM, WOOD
2. DISPOSAL OF SUPPORT, U-CHANNEL
3. SIGN ERECTION, TYPE A (GROUND MOUNTED)
4. SIGN ERECTION, TYPE B (GROUND MOUNTED)
5. SIGN ERECTION, TYPE D, E, AND F
6. SIGN ERECTION, RELOCATE SIGN TYPE D

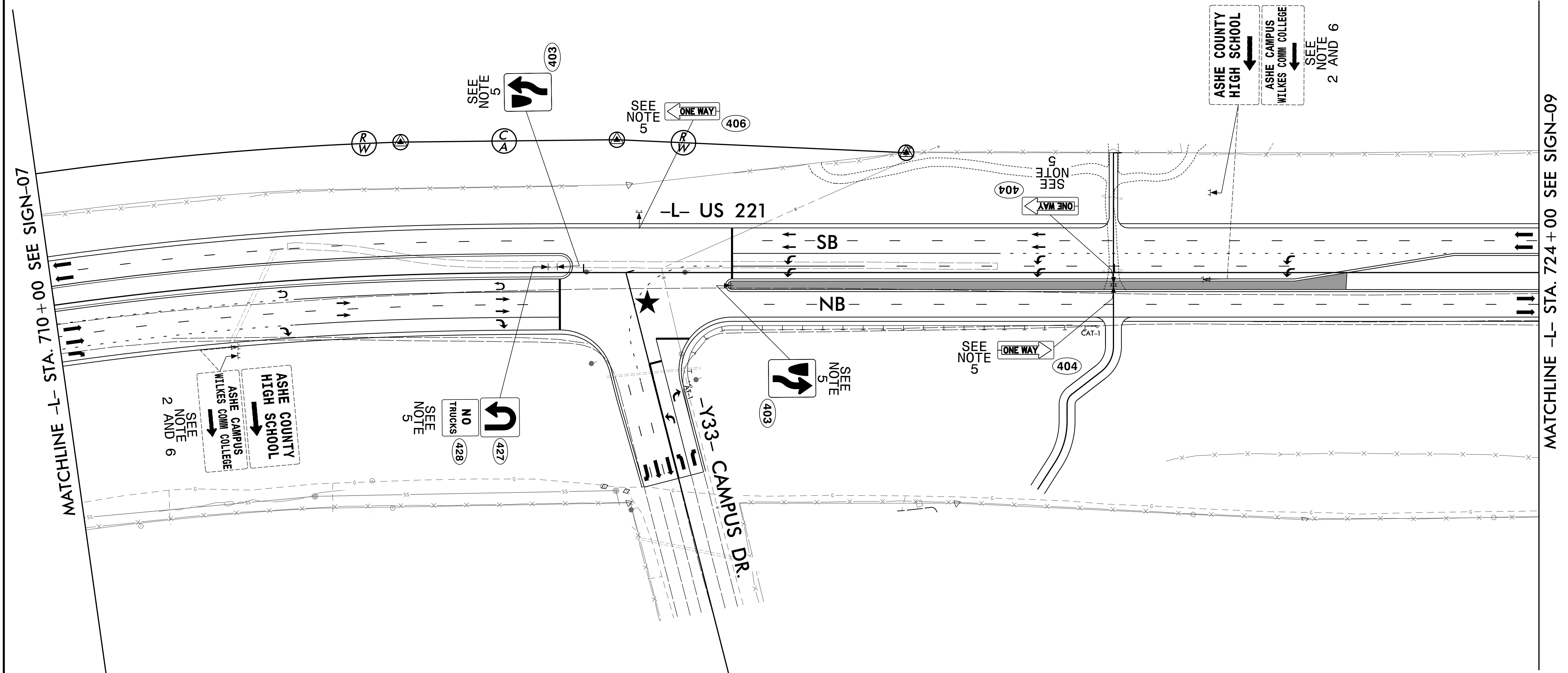
**RK&K**  
 P: (919) 878-9560  
 8601 Six Forks Road Suite 700 | Raleigh, North Carolina 27615-2965  
 NC License No. F-0112  
 Engineers | Construction Managers | Planners | Scientists  
 www.rkk.com  
 Responsive People | Creative Solutions

**US 221**  
**-L- STA. 696+00 TO 710+00**

DATE: 1/16/2020  
FILED: [Signature]

TIP NO. R-2915E	SHEET NO. SIGN-08
APPROVED: <i>David T. Sears</i> DATE: 1/16/2020	
SEAL 	
DOCUMENT NOT CONSIDERED FINAL UNLESS ALL SIGNATURES COMPLETED	

NAD 83/NSRS 2007



★ SIGNALIZED INTERSECTION

**PROJECT NOTES**


1. DISPOSAL OF SIGN SYSTEM, WOOD
2. DISPOSAL OF SUPPORT, U-CHANNEL
3. SIGN ERECTION, TYPE A (GROUND MOUNTED)
4. SIGN ERECTION, TYPE B (GROUND MOUNTED)
5. SIGN ERECTION, TYPE D, E, AND F
6. SIGN ERECTION, RELOCATE SIGN TYPE D

**RK&K**  
 P: (919) 878-9560  
 8601 Six Forks Road Suite 700 | Raleigh, North Carolina 27615-2965  
 NC License No. F-0112  
 Engineers | Construction Managers | Planners | Scientists  
 www.rkk.com  
 Responsive People | Creative Solutions

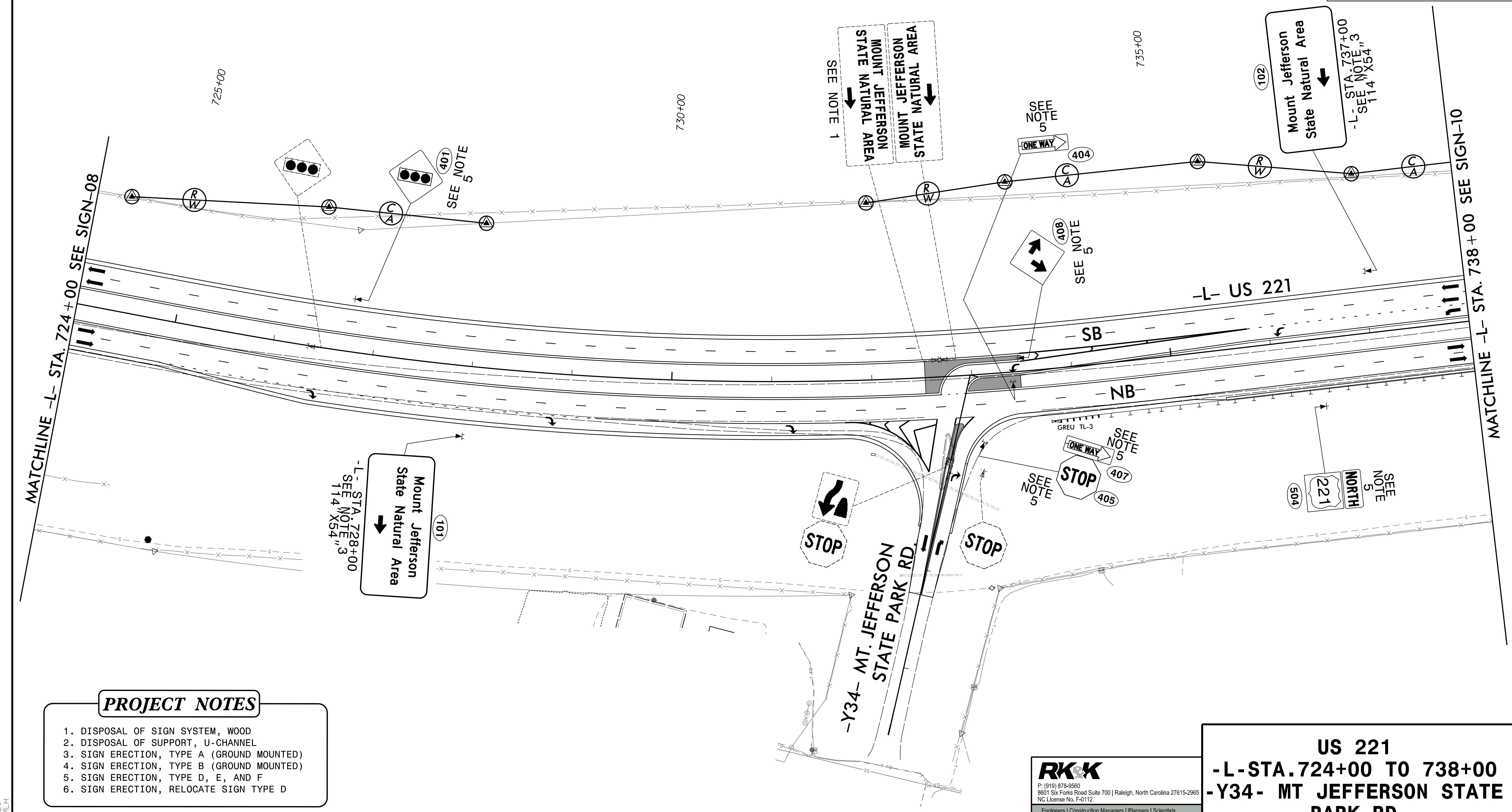
**US 221**  
**-L-STA. 710+00 TO 724+00**  
**AT CAMPUS DR. -Y33-**

DATE: \$  
FILE: \$  
JOB: WILCH



TIP NO. R-2915E	SHEET NO. SIGN-09
APPROVED: <i>David T. Sears</i> DATE: 1/16/2020	
SEAL 	
DOCUMENT NOT CONSIDERED FINAL UNLESS ALL SIGNATURES COMPLETED	

NAD 83/NSRS 2007




**PROJECT NOTES**

1. DISPOSAL OF SIGN SYSTEM, WOOD
2. DISPOSAL OF SUPPORT, U-CHANNEL
3. SIGN ERECTION, TYPE A (GROUND MOUNTED)
4. SIGN ERECTION, TYPE B (GROUND MOUNTED)
5. SIGN ERECTION, TYPE D, E, AND F
6. SIGN ERECTION, RELOCATE SIGN TYPE D

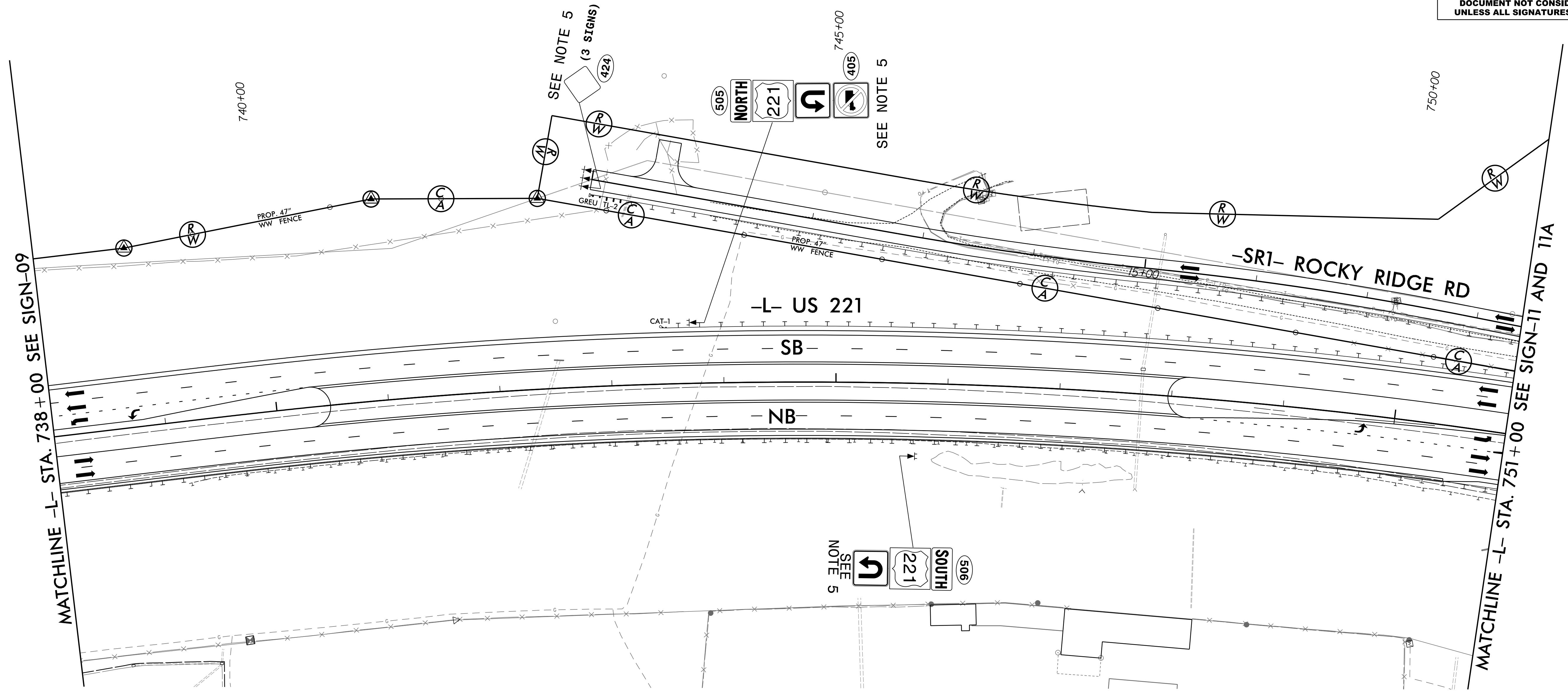
**RK&K**  
 P: (919) 878-9560  
 8601 Six Forks Road Suite 700 | Raleigh, North Carolina 27615-2965  
 NC License No. F-0112  
 Engineers | Construction Managers | Planners | Scientists  
 www.rkk.com  
 Responsive People | Creative Solutions

**US 221**  
**-L-STA.724+00 TO 738+00**  
**-Y34- MT JEFFERSON STATE**  
**PARK RD**

DATE: 1/16/2020  
FILED: [Signature]  
LJW/MLH

TIP NO. R-2915E	SHEET NO. SIGN-10
APPROVED: <i>David T. Seals</i> DATE: 1/16/2020	
SEAL 	
DOCUMENT NOT CONSIDERED FINAL UNLESS ALL SIGNATURES COMPLETED	

NAD 83/NSRS 2007



**PROJECT NOTES**


1. DISPOSAL OF SIGN SYSTEM, WOOD
2. DISPOSAL OF SUPPORT, U-CHANNEL
3. SIGN ERECTION, TYPE A (GROUND MOUNTED)
4. SIGN ERECTION, TYPE B (GROUND MOUNTED)
5. SIGN ERECTION, TYPE D, E, AND F
6. SIGN ERECTION, RELOCATE SIGN TYPE D

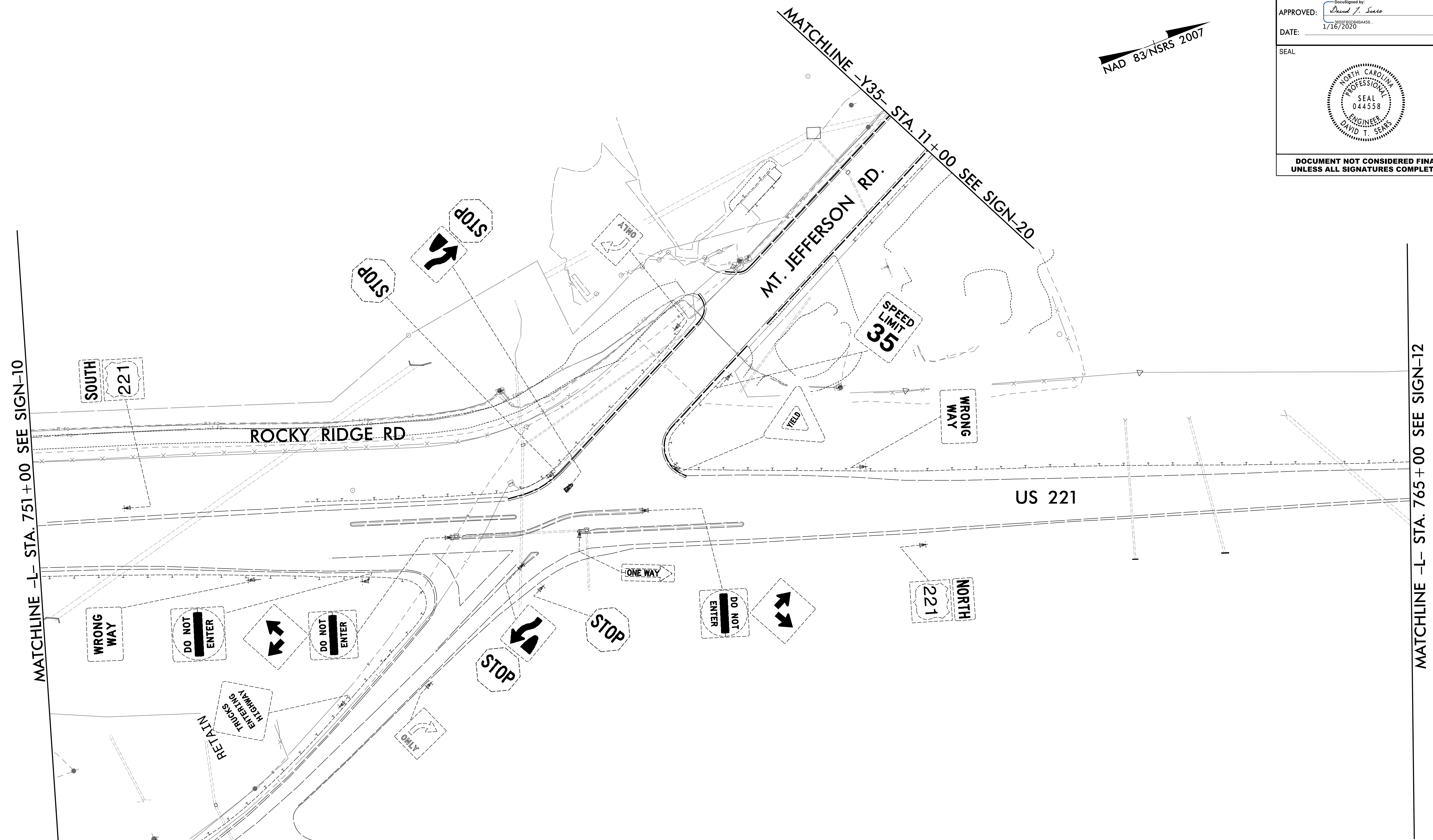
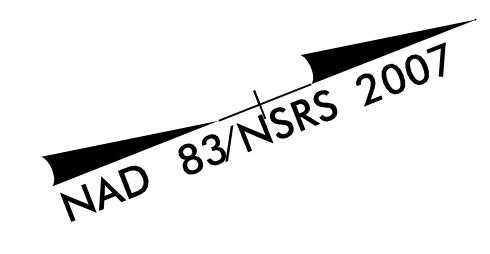
**RK&K**  
 P: (919) 878-9560  
 8601 Six Forks Road Suite 700 | Raleigh, North Carolina 27615-2965  
 NC License No. F-0112  
 Engineers | Construction Managers | Planners | Scientists  
 www.rkk.com  
 Responsive People | Creative Solutions

**US 221**  
**-L-STA. 738+00 TO 751+00**  
**-SR1- ROCKY RIDGE RD**

DATE: 1/16/20  
FILED: 1/16/20  
LJW/MLH



TIP NO. R-2915E	SHEET NO. SIGN-11
APPROVED: <i>David T. Sears</i> DATE: 1/16/2020	
SEAL 	
DOCUMENT NOT CONSIDERED FINAL UNLESS ALL SIGNATURES COMPLETED	



**PROJECT NOTES**


1. DISPOSAL OF SIGN SYSTEM, WOOD
2. DISPOSAL OF SUPPORT, U-CHANNEL
3. SIGN ERECTION, TYPE A (GROUND MOUNTED)
4. SIGN ERECTION, TYPE B (GROUND MOUNTED)
5. SIGN ERECTION, TYPE D, E, AND F
6. SIGN ERECTION, RELOCATE SIGN TYPE D

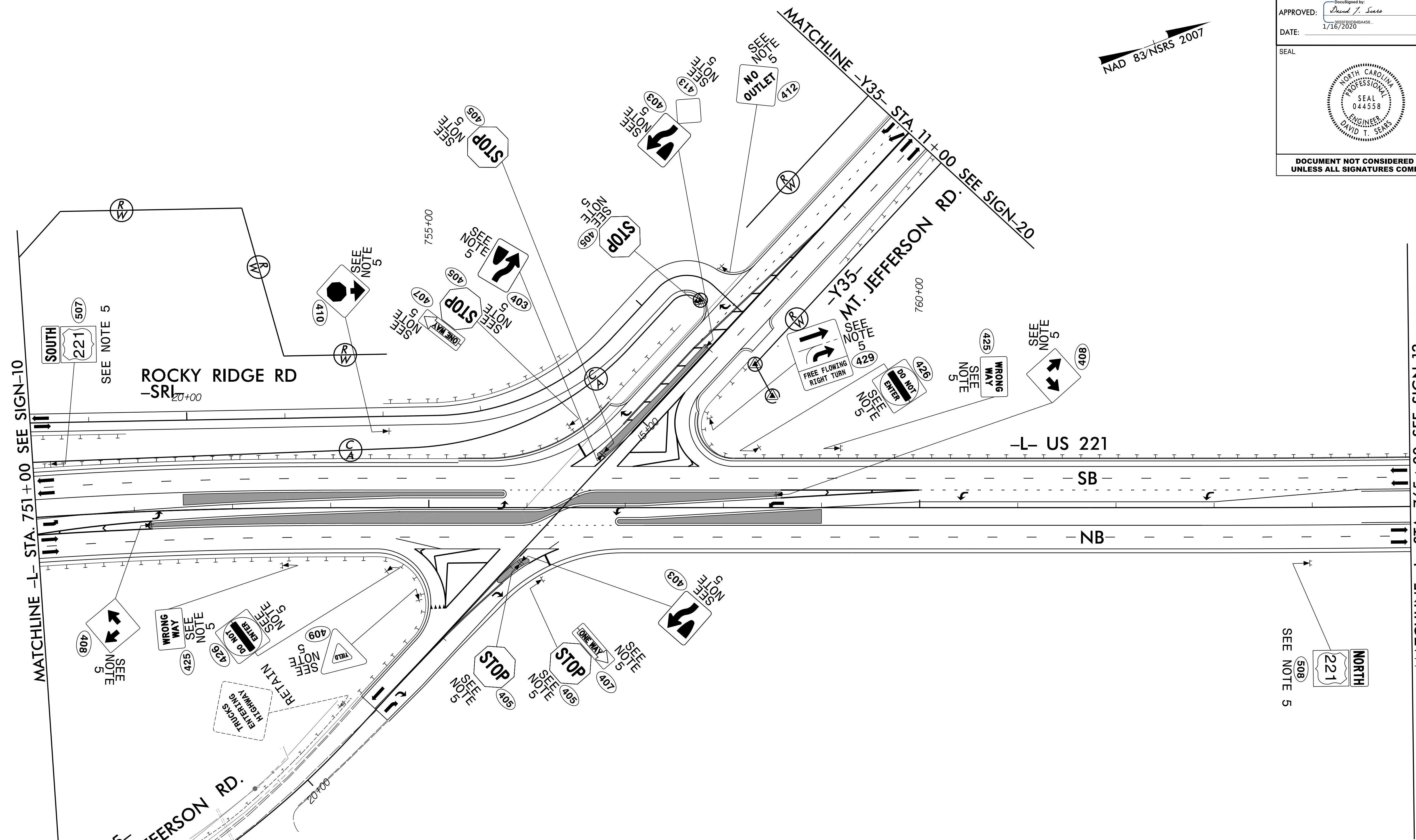
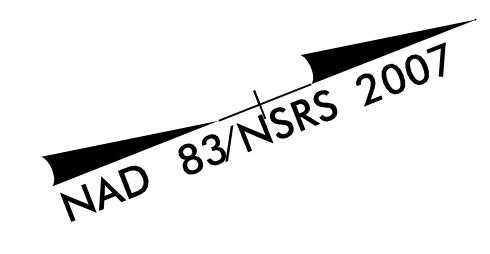
**RK&K**  
 P: (919) 878-9560  
 8601 Six Forks Road Suite 700 | Raleigh, North Carolina 27615-2965  
 NC License No. F-0112  
 Engineers | Construction Managers | Planners | Scientists  
 www.rkk.com  
 Responsive People | Creative Solutions

**EXISTING SIGNS**  
**US 221**  
**-L-751+00 TO 765+00**  
**MT. JEFFERSON RD**  
**ROCKY RIDGE RD**

DATE: \$  
 FILE: \$  
 SURV: MILCH



TIP NO. R-2915E	SHEET NO. SIGN-11A
APPROVED: <i>David T. Sears</i> DATE: 1/16/2020	
SEAL 	
DOCUMENT NOT CONSIDERED FINAL UNLESS ALL SIGNATURES COMPLETED	



**PROJECT NOTES**

1. DISPOSAL OF SIGN SYSTEM, WOOD
2. DISPOSAL OF SUPPORT, U-CHANNEL
3. SIGN ERECTION, TYPE A (GROUND MOUNTED)
4. SIGN ERECTION, TYPE B (GROUND MOUNTED)
5. SIGN ERECTION, TYPE D, E, AND F
6. SIGN ERECTION, RELOCATE SIGN TYPE D




P: (919) 878-9560  
 8601 Six Forks Road Suite 700 | Raleigh, North Carolina 27615-2965  
 NC License No. F-0112  
 Engineers | Construction Managers | Planners | Scientists  
 www.rkk.com  
 Responsive People | Creative Solutions

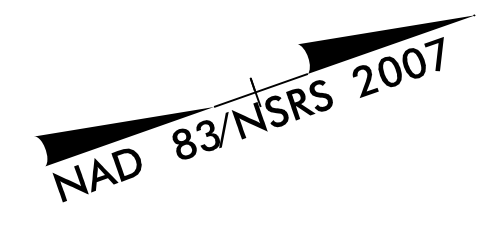
**PROPOSED SIGNS**  
**US 221**  
**-L-STA.751+00 TO 765+00**  
**-Y35- MT. JEFFERSON RD**  
**-SR1-ROCKY RIDGE RD**

DATE: \$  
 FILE: \$  
 USER: JML

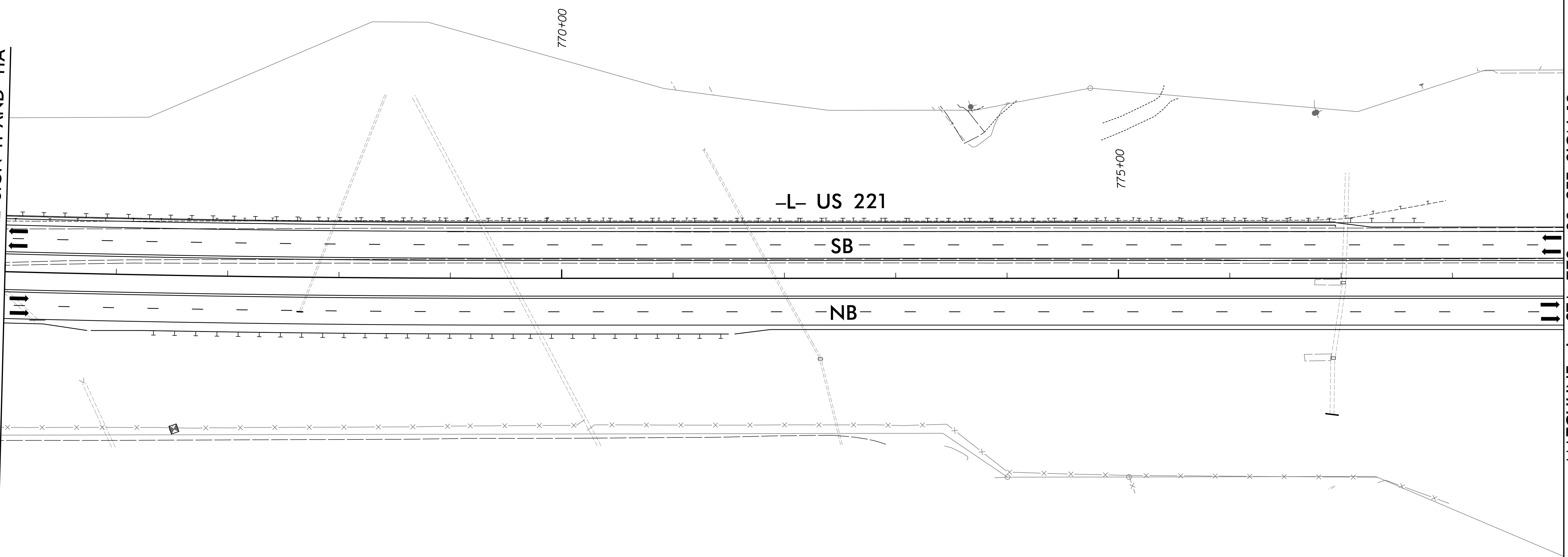


TIP NO. R-2915E	SHEET NO. SIGN-12
APPROVED: <i>David T. Sears</i> DATE: 1/16/2020	
SEAL 	
DOCUMENT NOT CONSIDERED FINAL UNLESS ALL SIGNATURES COMPLETED	

**THIS SHEET FOR INFORMATION  
PURPOSES ONLY  
NO SIGNING WORK IN THIS AREA**



MATCHLINE -L- STA. 765 + 00 SEE SIGN-11 AND 11A




MATCHLINE -L- STA. 779 + 00 SEE SIGN-13

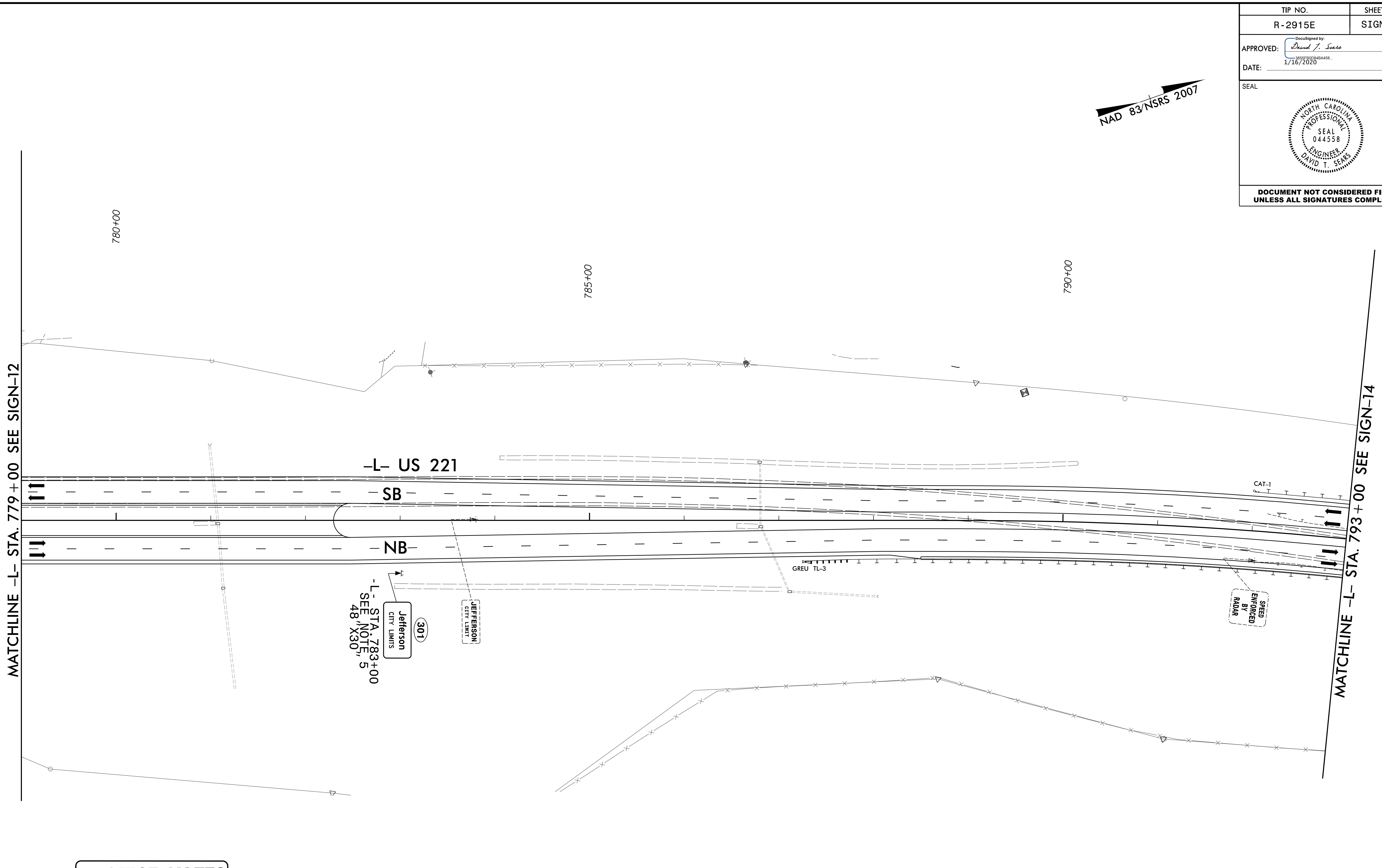
DATE: \$  
FILE: \$  
C:\JRM\1118

**RK&K**  
P: (919) 878-9560  
8601 Six Forks Road Suite 700 | Raleigh, North Carolina 27615-2965  
NC License No. F-0112  
Engineers | Construction Managers | Planners | Scientists  
www.rkk.com  
Responsive People | Creative Solutions

**US 221  
-L- STA. 765+00 TO 779+00**

TIP NO. R-2915E	SHEET NO. SIGN-13
APPROVED: <i>David T. Sears</i> <small>PROFESSIONAL ENGINEER</small> DATE: 1/16/2020	
SEAL 	
DOCUMENT NOT CONSIDERED FINAL UNLESS ALL SIGNATURES COMPLETED	

NAD 83/NSRS 2007



**PROJECT NOTES**


1. DISPOSAL OF SIGN SYSTEM, WOOD
2. DISPOSAL OF SUPPORT, U-CHANNEL
3. SIGN ERECTION, TYPE A (GROUND MOUNTED)
4. SIGN ERECTION, TYPE B (GROUND MOUNTED)
5. SIGN ERECTION, TYPE D, E, AND F
6. SIGN ERECTION, RELOCATE SIGN TYPE D

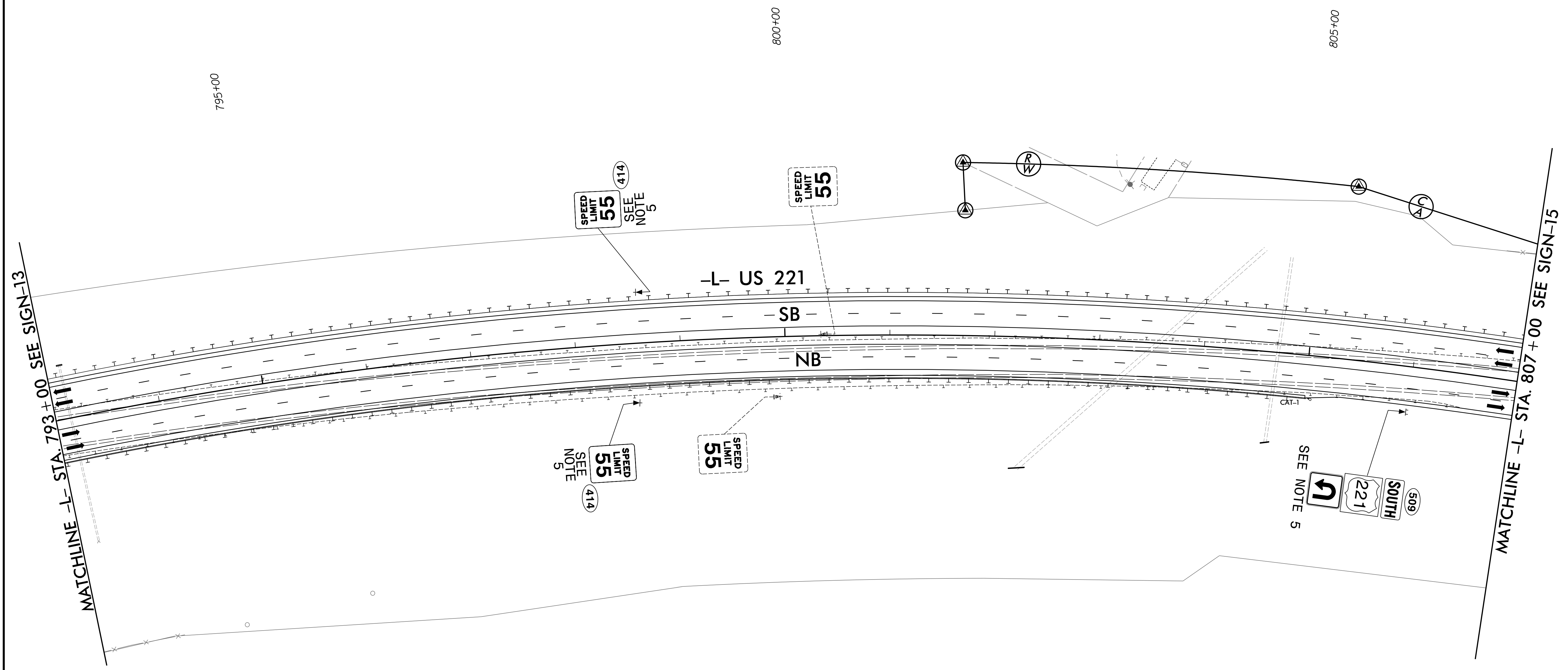
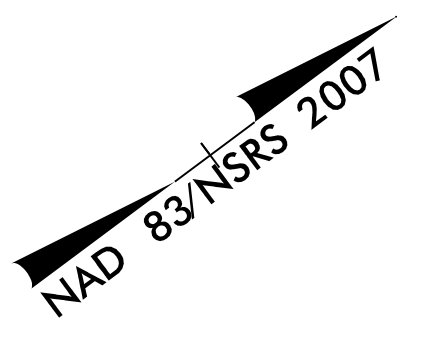
**RK&K**  
 P: (919) 878-9560  
 8601 Six Forks Road Suite 700 | Raleigh, North Carolina 27615-2965  
 NC License No. F-0112  
 Engineers | Construction Managers | Planners | Scientists  
 www.rkk.com  
 Responsive People | Creative Solutions

**US 221**  
**-L- STA. 779+00 TO 793+00**

DATE: 1/16/2020  
FILED: [Signature]



TIP NO. R-2915E	SHEET NO. SIGN-14
APPROVED: <i>David T. Seals</i> DATE: 1/16/2020	
SEAL 	
DOCUMENT NOT CONSIDERED FINAL UNLESS ALL SIGNATURES COMPLETED	




### PROJECT NOTES

1. DISPOSAL OF SIGN SYSTEM, WOOD
2. DISPOSAL OF SUPPORT, U-CHANNEL
3. SIGN ERECTION, TYPE A (GROUND MOUNTED)
4. SIGN ERECTION, TYPE B (GROUND MOUNTED)
5. SIGN ERECTION, TYPE D, E, AND F
6. SIGN ERECTION, RELOCATE SIGN TYPE D

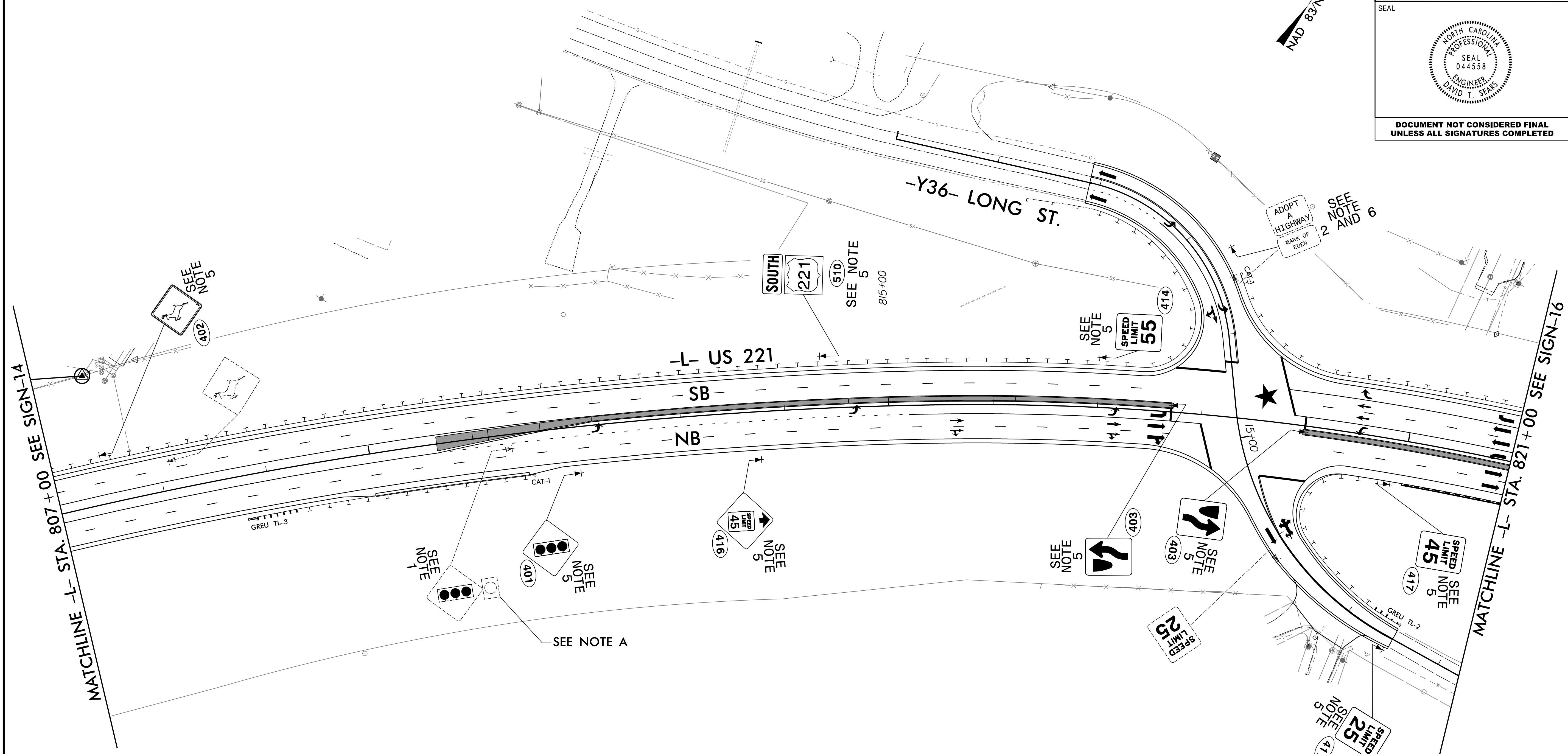
**RK&K**  
 P: (919) 878-9560  
 8601 Six Forks Road Suite 700 | Raleigh, North Carolina 27615-2965  
 NC License No. F-0112  
 Engineers | Construction Managers | Planners | Scientists  
 www.rkk.com  
 Responsive People | Creative Solutions

**US 221**  
**-L- STA. 793+00 TO 807+00**

DATE: \$  
 FILE: \$  
 USER: JML/CH

TIP NO. R-2915E	SHEET NO. SIGN-15
APPROVED: <i>David T. Seals</i> DATE: 1/16/2020	
SEAL 	
DOCUMENT NOT CONSIDERED FINAL UNLESS ALL SIGNATURES COMPLETED	

NAD 83 NSRS 2007



NOTE:  
A. REMOVE AND DISPOSE OF EXISTING FLASHER AND ALL ASSOCIATED EQUIPMENT.

★ SIGNALIZED INTERSECTION

**PROJECT NOTES**


1. DISPOSAL OF SIGN SYSTEM, WOOD
2. DISPOSAL OF SUPPORT, U-CHANNEL
3. SIGN ERECTION, TYPE A (GROUND MOUNTED)
4. SIGN ERECTION, TYPE B (GROUND MOUNTED)
5. SIGN ERECTION, TYPE D, E, AND F
6. SIGN ERECTION, RELOCATE SIGN TYPE D

**RK&K**  
 P: (919) 878-9560  
 8601 Six Forks Road Suite 700 | Raleigh, North Carolina 27615-2965  
 NC License No. F-0112  
 Engineers | Construction Managers | Planners | Scientists  
 www.rkk.com  
 Responsive People | Creative Solutions

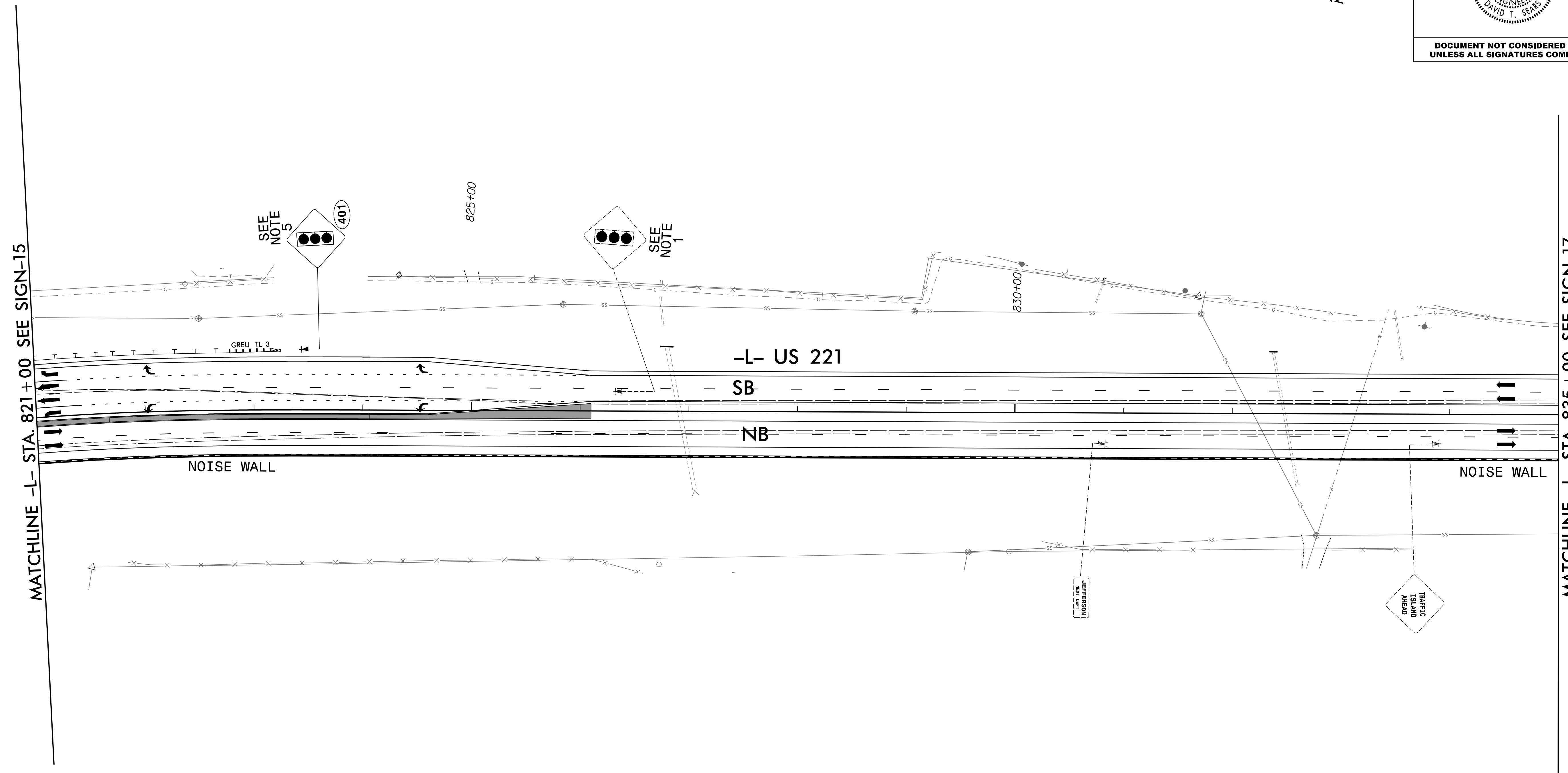
**US 221**  
**-L-STA.807+00 TO 821+00**  
**-Y36- LONG ST**

\$DATE\$  
 \$FILEL\$  
 \$JURY/MLCH\$



TIP NO. R-2915E	SHEET NO. SGN-16
APPROVED: <i>David T. Sears</i> DATE: 1/16/2020	
SEAL 	
DOCUMENT NOT CONSIDERED FINAL UNLESS ALL SIGNATURES COMPLETED	

NAD 83/NSRS 2007




**PROJECT NOTES**

1. DISPOSAL OF SIGN SYSTEM, WOOD
2. DISPOSAL OF SUPPORT, U-CHANNEL
3. SIGN ERECTION, TYPE A (GROUND MOUNTED)
4. SIGN ERECTION, TYPE B (GROUND MOUNTED)
5. SIGN ERECTION, TYPE D, E, AND F
6. SIGN ERECTION, RELOCATE SIGN TYPE D

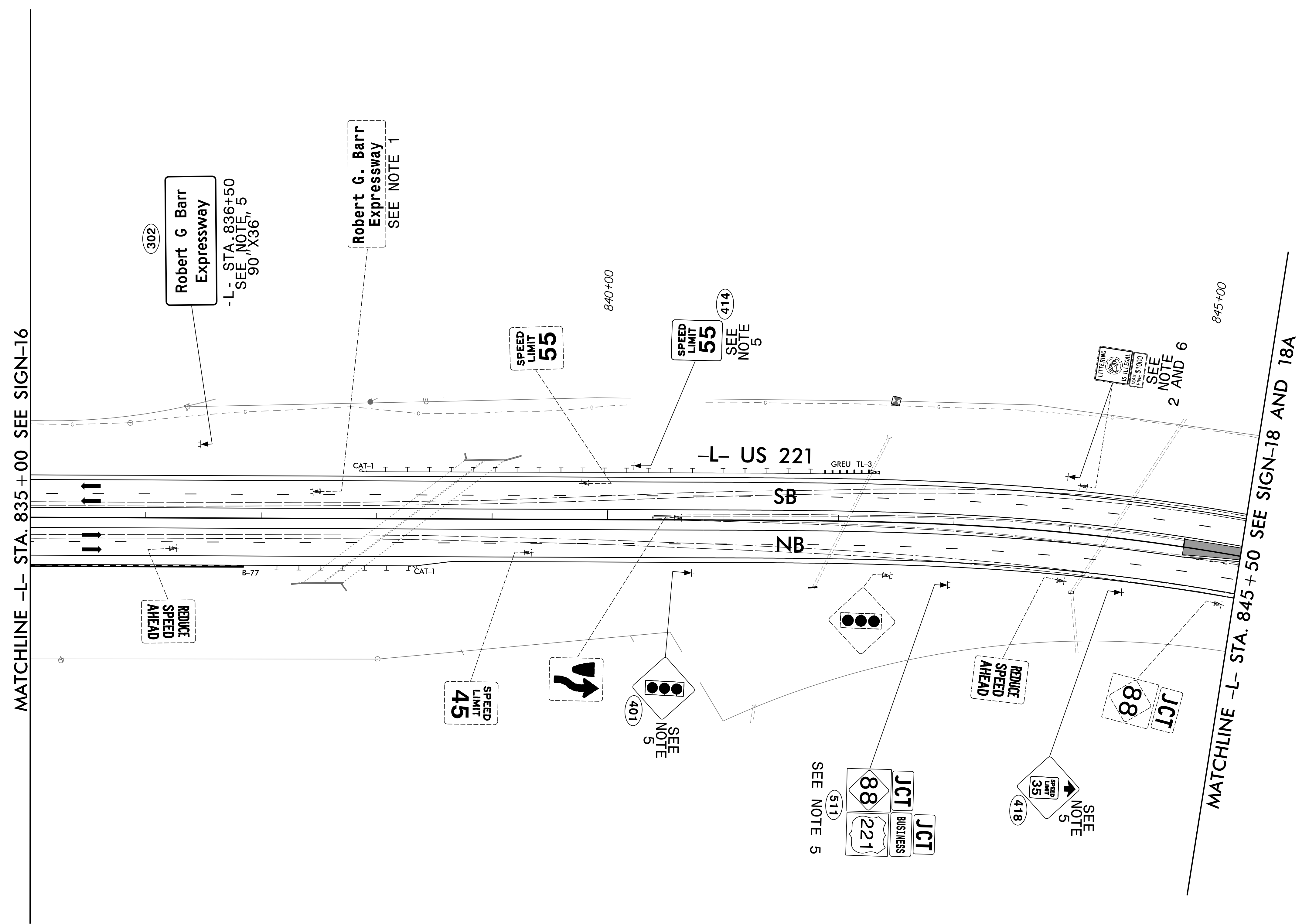
**RK&K**  
 P: (919) 878-9560  
 8601 Six Forks Road Suite 700 | Raleigh, North Carolina 27615-2965  
 NC License No. F-0112  
 Engineers | Construction Managers | Planners | Scientists  
 www.rkk.com  
 Responsive People | Creative Solutions

**US 221**  
**-L- STA. 821+00 TO 835+00**

DATE: \$  
FILE: \$  
JOB: MILCH

TIP NO. R-2915E	SHEET NO. SIGN-17
APPROVED: <i>David T. Sears</i> DATE: 1/16/2020	
SEAL 	
DOCUMENT NOT CONSIDERED FINAL UNLESS ALL SIGNATURES COMPLETED	

NAD 83/NSRS 2007



MATCHLINE -L- STA. 835 + 00 SEE SIGN-16

MATCHLINE -L- STA. 845 + 50 SEE SIGN-18 AND 18A

### PROJECT NOTES


1. DISPOSAL OF SIGN SYSTEM, WOOD
2. DISPOSAL OF SUPPORT, U-CHANNEL
3. SIGN ERECTION, TYPE A (GROUND MOUNTED)
4. SIGN ERECTION, TYPE B (GROUND MOUNTED)
5. SIGN ERECTION, TYPE D, E, AND F
6. SIGN ERECTION, RELOCATE SIGN TYPE D

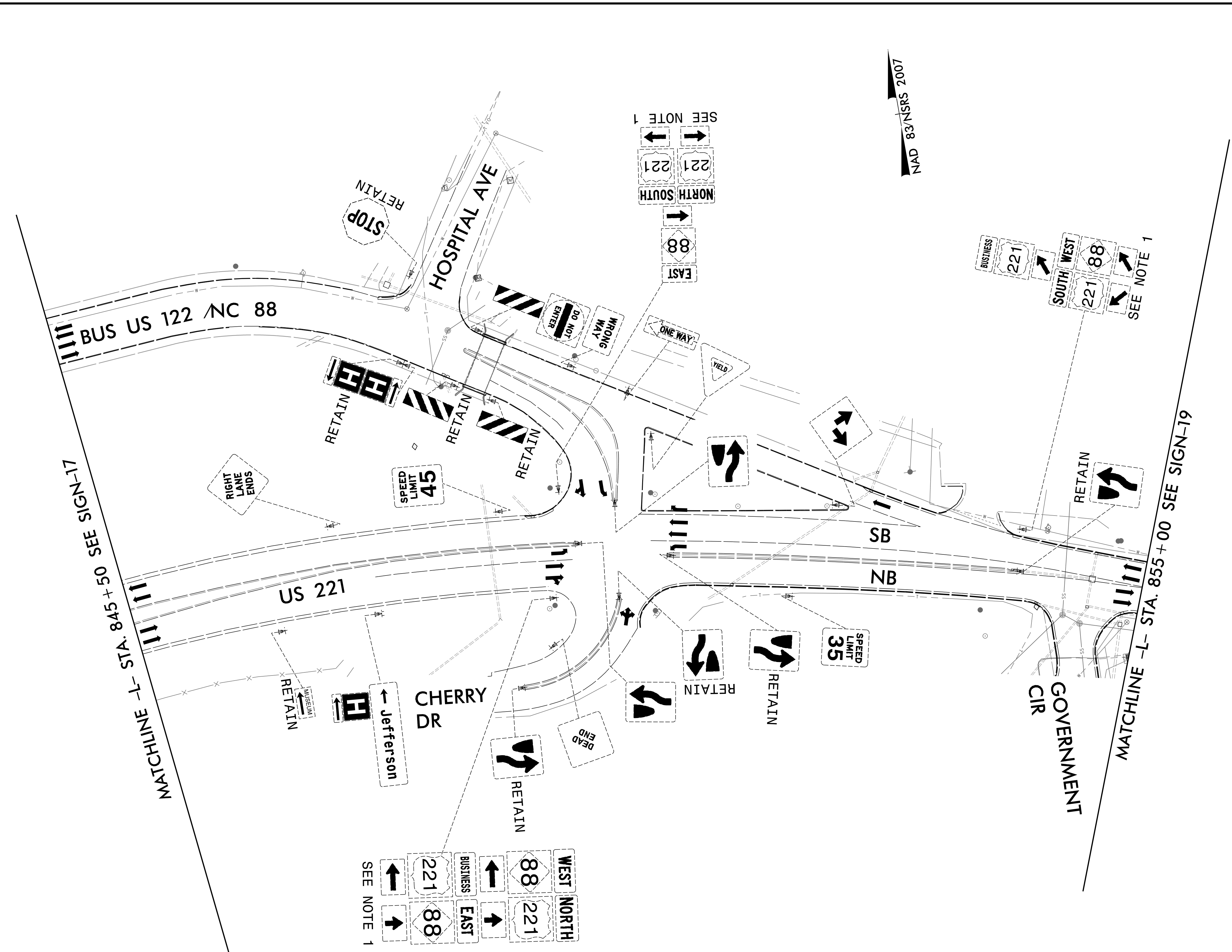
**RK&K**  
 P: (919) 878-9560  
 8601 Six Forks Road Suite 700 | Raleigh, North Carolina 27615-2965  
 NC License No. F-0112  
 Engineers | Construction Managers | Planners | Scientists  
 www.rkk.com  
 Responsive People | Creative Solutions

**US 221**  
**-L- STA. 835+00 TO 845+50**

DATE: \$  
FILE: \$  
JOB: MILCH



TIP NO. R-2915E	SHEET NO. SIGN-18
APPROVED: <i>David T. Sears</i> DATE: 1/16/2020	
SEAL 	
DOCUMENT NOT CONSIDERED FINAL UNLESS ALL SIGNATURES COMPLETED	



NAD 83 NSRS 2007

**PROJECT NOTES**


1. DISPOSAL OF SIGN SYSTEM, WOOD
2. DISPOSAL OF SUPPORT, U-CHANNEL
3. SIGN ERECTION, TYPE A (GROUND MOUNTED)
4. SIGN ERECTION, TYPE B (GROUND MOUNTED)
5. SIGN ERECTION, TYPE D, E, AND F
6. SIGN ERECTION, RELOCATE SIGN TYPE D

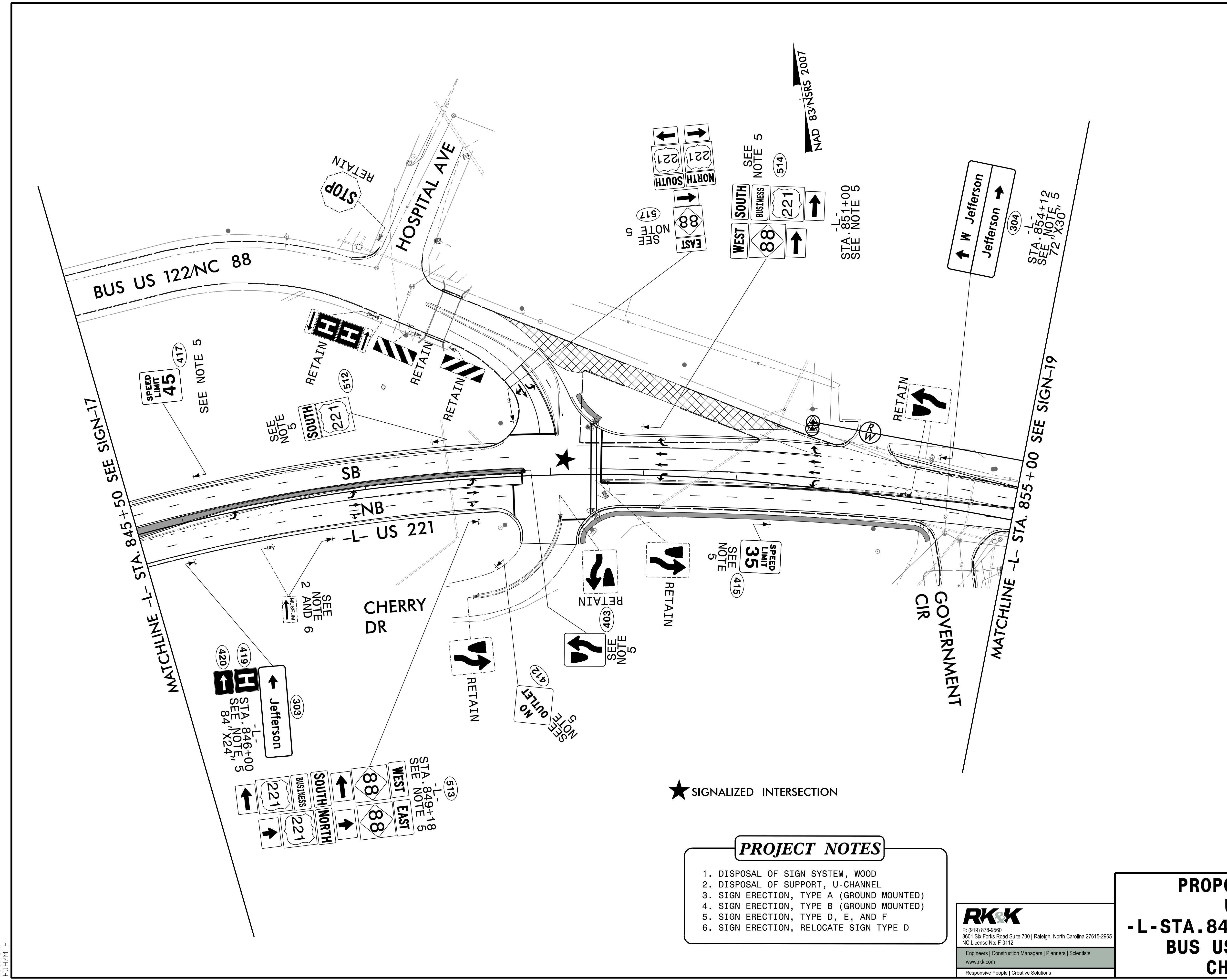
**RK&K**  
 P: (919) 878-9560  
 8601 Six Forks Road Suite 700 | Raleigh, North Carolina 27615-2965  
 NC License No. F-0112  
 Engineers | Construction Managers | Planners | Scientists  
 www.rkk.com  
 Responsive People | Creative Solutions

**EXISTING SIGNS**  
**US 221**  
**-L- STA. 845+50 TO 855+00**  
**BUS US 221/NC 88**  
**CHERRY DR**

DATE: \$  
 FILE: \$  
 USER: JML



TIP NO. R-2915E	SHEET NO. SIGN-18A
APPROVED: <i>David T. Sears</i> DATE: 1/16/2020	
SEAL 	
DOCUMENT NOT CONSIDERED FINAL UNLESS ALL SIGNATURES COMPLETED	



★ SIGNALIZED INTERSECTION


- PROJECT NOTES**
1. DISPOSAL OF SIGN SYSTEM, WOOD
  2. DISPOSAL OF SUPPORT, U-CHANNEL
  3. SIGN ERECTION, TYPE A (GROUND MOUNTED)
  4. SIGN ERECTION, TYPE B (GROUND MOUNTED)
  5. SIGN ERECTION, TYPE D, E, AND F
  6. SIGN ERECTION, RELOCATE SIGN TYPE D

**RK&K**  
 P: (919) 878-9560  
 8601 Six Forks Road Suite 700 | Raleigh, North Carolina 27615-2965  
 NC License No. F-0112  
 Engineers | Construction Managers | Planners | Scientists  
 www.rkk.com  
 Responsive People | Creative Solutions

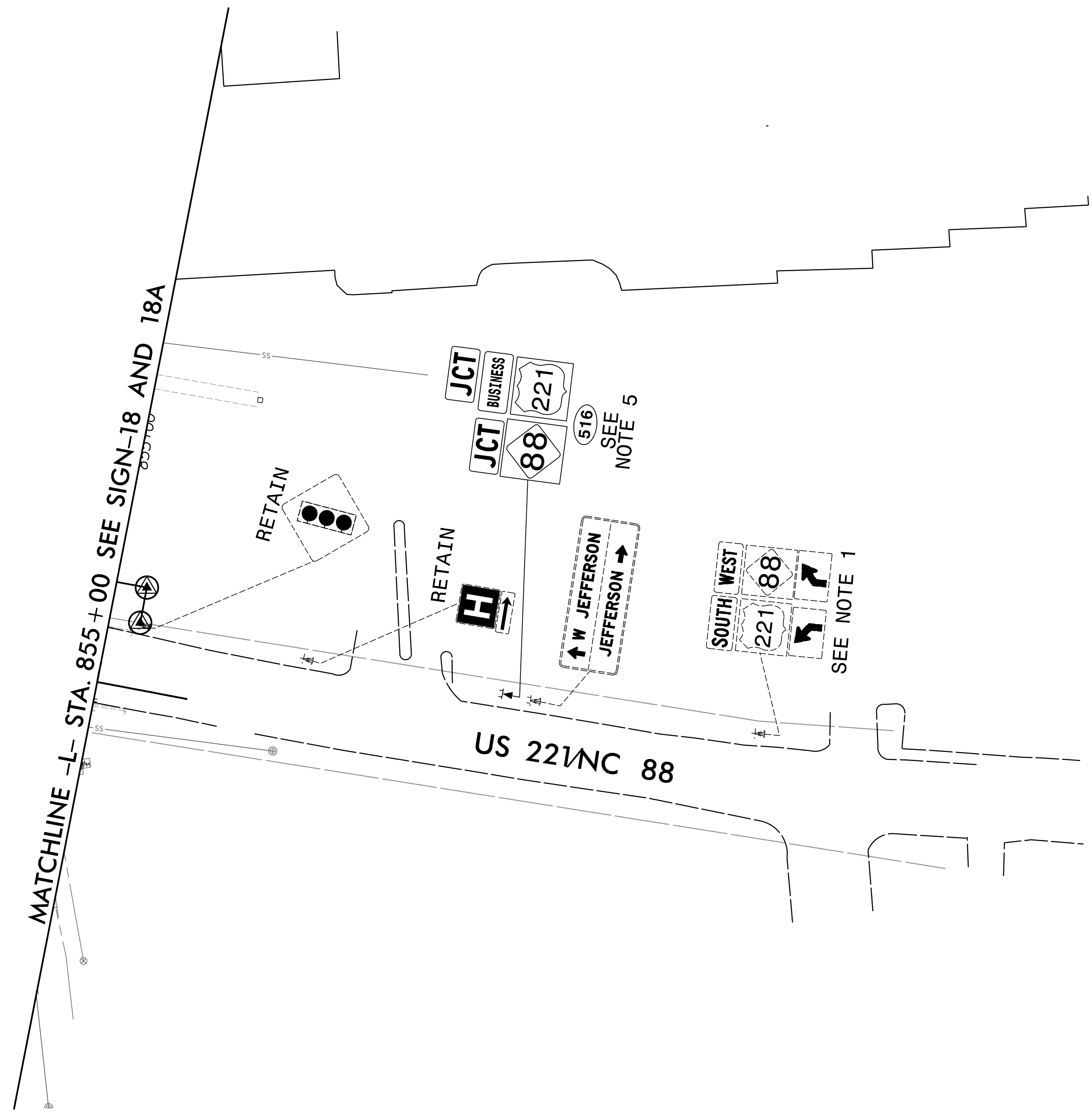
**PROPOSED SIGNS**  
**US 21**  
**-L-STA.845+50 TO 855+00**  
**BUS US 21/NC 88**  
**CHERRY DR**

DATE: \$  
 FILE: \$  
 USER: JRM/MLH



TIP NO. R-2915E	SHEET NO. SIGN-19
APPROVED: <i>David T. Sears</i> DATE: 1/16/2020	
SEAL 	
DOCUMENT NOT CONSIDERED FINAL UNLESS ALL SIGNATURES COMPLETED	

NAD 83/NRS 2007




**PROJECT NOTES**

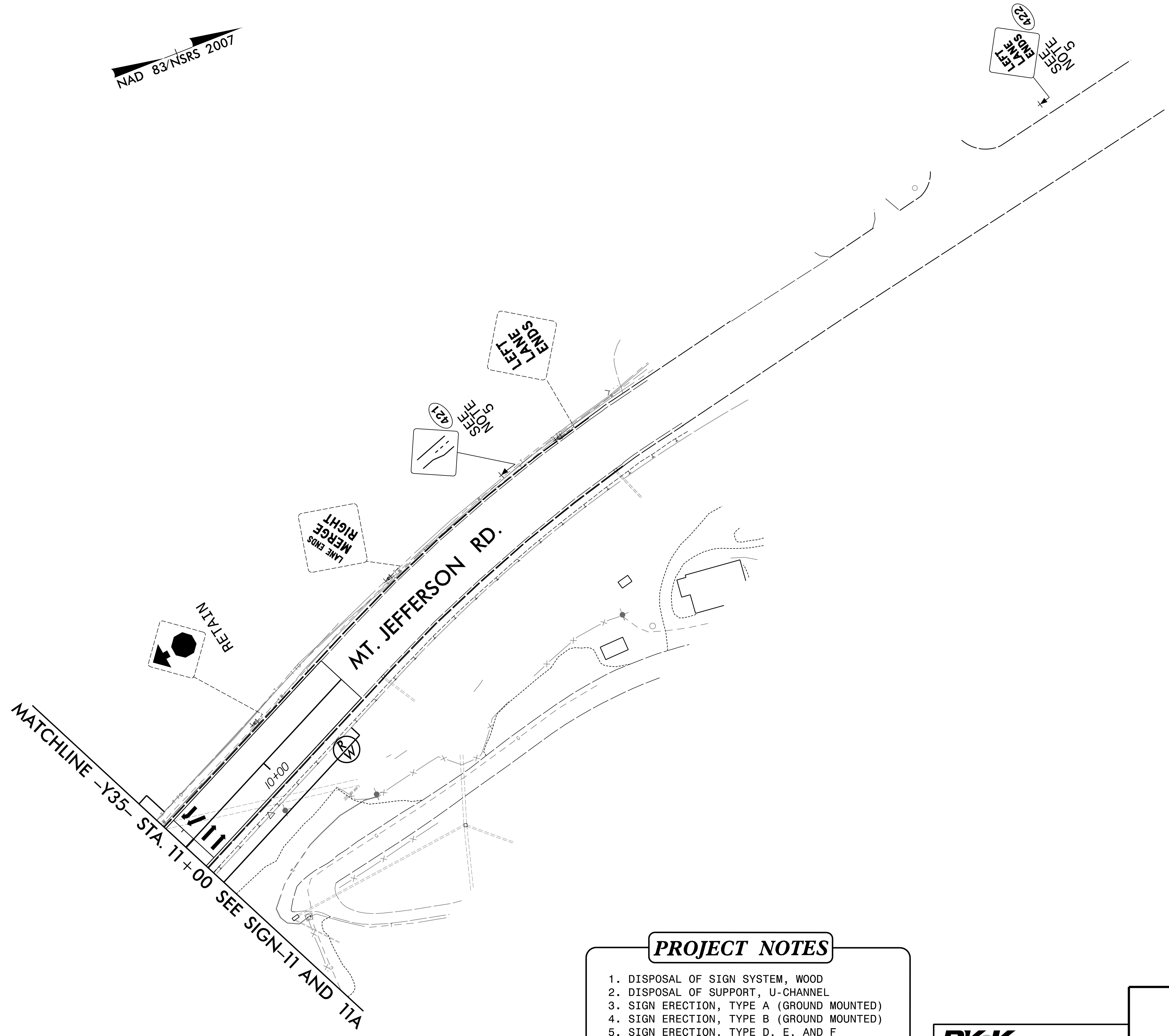
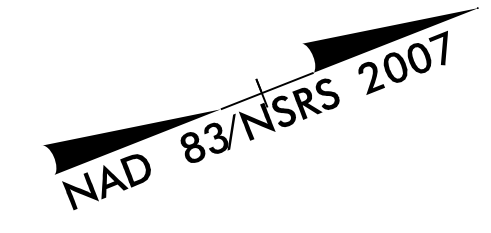
1. DISPOSAL OF SIGN SYSTEM, WOOD
2. DISPOSAL OF SUPPORT, U-CHANNEL
3. SIGN ERECTION, TYPE A (GROUND MOUNTED)
4. SIGN ERECTION, TYPE B (GROUND MOUNTED)
5. SIGN ERECTION, TYPE D, E, AND F
6. SIGN ERECTION, RELOCATE SIGN TYPE D

**RK&K**  
 P: (919) 878-9560  
 8601 Six Forks Road Suite 700 | Raleigh, North Carolina 27615-2965  
 NC License No. F-0112  
 Engineers | Construction Managers | Planners | Scientists  
 www.rkk.com  
 Responsive People | Creative Solutions

**US 221/NC 88  
END OF PROJECT LIMITS**

DATE: \$  
FILE: \$  
C:\JRW\MLCH

TIP NO. R-2915E	SHEET NO. SIGN-20
APPROVED: <i>David T. Sears</i> DATE: 1/16/2020	
SEAL 	
DOCUMENT NOT CONSIDERED FINAL UNLESS ALL SIGNATURES COMPLETED	



**PROJECT NOTES**

1. DISPOSAL OF SIGN SYSTEM, WOOD
2. DISPOSAL OF SUPPORT, U-CHANNEL
3. SIGN ERECTION, TYPE A (GROUND MOUNTED)
4. SIGN ERECTION, TYPE B (GROUND MOUNTED)
5. SIGN ERECTION, TYPE D, E, AND F
6. SIGN ERECTION, RELOCATE SIGN TYPE D

**RK&K**  
 P: (919) 878-9560  
 8601 Six Forks Road Suite 700 | Raleigh, North Carolina 27615-2965  
 NC License No. F-0112  
 Engineers | Construction Managers | Planners | Scientists  
 www.rkk.com  
 Responsive People | Creative Solutions

**MT. JEFFESON RD  
 -Y35-STA.11+00 TO 9+00**

DATE: \$  
FILE: \$  
C:\P\11111