


T.I.P.: R-3421B

CONTRACT: C204368

**STATE OF NORTH CAROLINA
DEPARTMENT OF TRANSPORTATION**

**SIGNING PLAN
RICHMOND COUNTY**

**LOCATION: I-73 /I-74 /US-74 FROM 0.3 MILES SOUTH OF SR 1140 (OLD CHARLOTTE RD)
TO 0.5 MILES NORTH SR 1446 (HAYWOOD CEMETERY RD)**

TIP NO. R-3421B	SHEET NO. SIGN-1
<small>Drawn/signed by:</small> APPROVED: <u>Andrew D. Klinksieck</u> <small>-E3D78F8496E44B-</small>	
DATE: 7/5/2019	
SEAL 	
DOCUMENT NOT CONSIDERED FINAL UNLESS ALL SIGNATURES COMPLETED	

ROADWAY STANDARD DRAWINGS

THE FOLLOWING ROADWAY STANDARDS AS APPEAR IN "ROADWAY STANDARD DRAWINGS" - CONTRACT STANDARDS AND DEVELOPMENT UNIT - N.C. DEPARTMENT OF TRANSPORTATION - RALEIGH, N.C., DATED JANUARY 2018 ARE APPLICABLE TO THIS PROJECT AND BY REFERENCE HEREBY ARE CONSIDERED A PART OF THESE PLANS:

STD. NO.	TITLE
901.10	TYPE 'A' SIGNS
901.20	TYPE 'B' SIGNS
901.50	ARROWS AND SHIELDS
901.70	SIGN STRINGERS AND SUPPORT SPACING
901.80	SIGN MOUNTING DETAILS - FOR TYPE A AND TYPE B SIGNS
903.10	GROUND MOUNTED SIGN SUPPORTS
904.10	ORIENTATION OF GROUND MOUNTED SIGNS
904.20	SECONDARY SIGN MOUNTING
904.30	SUPPLEMENTAL SIGN MOUNTING
904.40	MILEPOST AND PLACEMENT
904.50	MOUNTING OF TYPE 'D', 'E' AND 'F' SIGNS ON 'U' CHANNEL POSTS
1264.01	OBJECT MARKER TYPES
1264.02	OBJECT MARKERS INSTALLATION

PAY ITEM NOTES

- 1 SIGN ERECTION, TYPE D, E AND F
- 2 SIGN ERECTION, TYPE A (OVERHEAD)
- 3 SIGN ERECTION, TYPE B (OVERHEAD)
- 4 SIGN ERECTION, TYPE A (GROUND MOUNTED)
- 5 SIGN ERECTION, TYPE B (GROUND MOUNTED)
- 6 SIGN ERECTION, MILEMARKERS
- 7 DISPOSAL OF SIGN SYSTEM, U-CHANNEL
- 8 DISPOSAL OF SIGN, A OR B (OVERHEAD)
- 9 OBJECT MARKERS (END OF ROAD)

SUMMARY OF QUANTITIES


ITEM NO.		ITEM DESCRIPTION	QUANTITY	UNIT
DESC. NO.	SECT. NO.			
4048000000	902	REINFORCED CONCRETE SIGN FOUNDATION	19	CY
4054000000	902	PLAIN CONCRETE SIGN FOUNDATION	1	CY
4057000000	SP	OVERHEAD FOOTING	46	CY
4060000000	903	SUPPORTS, BREAKAWAY STEEL BEAM	9,312	LB
4066000000	903	SUPPORTS, SIMPLE STEEL BEAM	9,061	LB
4072000000	903	SUPPORTS, 3 LB STEEL U-CHANNEL	2,487	LF
4082100000	906	SUPPORTS, OVERHEAD SIGN STRUCTURE AT STATION -L- 141+50 LT	1	LS
4082100000	906	SUPPORTS, OVERHEAD SIGN STRUCTURE AT STATION -L- 167+50 LT	1	LS
4096000000	904	SIGN ERECTION, TYPE D	9	EA
4102000000	904	SIGN ERECTION, TYPE E	125	EA
4108000000	904	SIGN ERECTION, TYPE F	7	EA
4109000000	904	SIGN ERECTION, TYPE A (OVERHEAD)	6	EA
4109000000	904	SIGN ERECTION, TYPE B (OVERHEAD)	3	EA
4110000000	904	SIGN ERECTION, TYPE A (GROUND MOUNTED)	23	EA
4110000000	904	SIGN ERECTION, TYPE B (GROUND MOUNTED)	11	EA
4114000000	904	SIGN ERECTION, MILEMARKERS	10	EA
4155000000	907	DISPOSAL OF SIGN SYSTEM, U-CHANNEL	7	EA
4234000000	907	DISPOSAL OF SIGN, A OR B (OVERHEAD)	7	EA
4915000000	1264	7' U-CHANNEL POSTS	18	EA
4955000000	1264	OBJECT MARKERS (END OF ROAD)	18	EA

GENERAL NOTES

- . SIGNS FURNISHED BY STATE.
- . ALL PROPOSED SIGNS SEE PAY ITEM NOTE 1 UNLESS OTHERWISE NOTED.
- . CONFIRM IN WRITING AT LEAST 4 MONTHS IN ADVANCE, THE ACTUAL DATE THE DEPARTMENT FURNISHED SIGNS WILL BE REQUIRED.
- . ALL TYPE D SIGNS SHALL BE MOUNTED ON TWO U-CHANNEL POSTS UNLESS OTHERWISE INDICATED ON THE PLANS.
- . IF REMOVAL OR RELOCATION OF SIGNS ON PRIVATE STREET (NON-STATE MAINTAINED) IS REQUIRED DUE TO CONSTRUCTION, THE CONTRACTOR SHALL INFORM THE ENGINEER. THE WORK WILL BE COMPLETED BY OTHERS.
- . WHEN NOT STATIONED OR DIMENSIONED ON PLANS, ALL TYPE E AND F SIGNS SHALL BE FIELD LOCATED BY THE ENGINEER.
- . WHEN EXISTING SIGNS ARE REMOVED AND INSTALLED ON NEW SUPPORTS, THE RE-ERECTION SHALL IMMEDIATELY FOLLOW THE REMOVAL.
- . THE BACKGROUND FOR TYPE E AND F SIGNS SHALL BE GRADE C REFLECTIVE SHEETING UNLESS OTHERWISE.
- . DO NOT BEGIN FABRICATION FOR TYPE A AND B SIGNS MOUNTED ON OVERHEAD STRUCTURES OR STEEL SUPPORTS UNTIL "S" DIMENSIONS HAVE BEEN FIELD VERIFIED.
- . SEE ROADWAY PLANS FOR GUARD/GUIDE RAIL DETAILS.

CONTACTS: N.C.D.O.T. SIGNING AND DELINEATION UNIT

AYMAN I. ALQUDWAH, PE SIGNING & DELINEATION REGIONAL ENGINEER
MATTHEW M. TRACEY, PE SIGNING & DELINEATION PROJECT DESIGN ENGINEER




PLAN PREPARED BY :

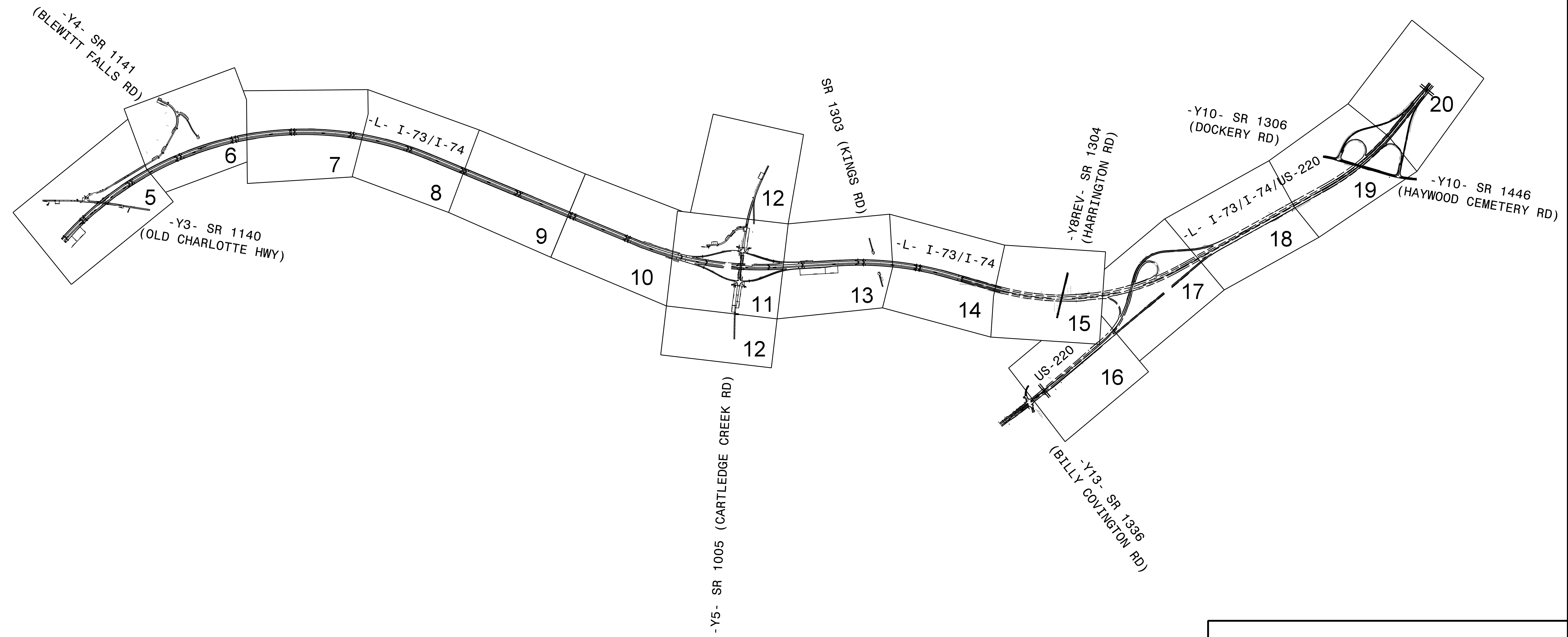
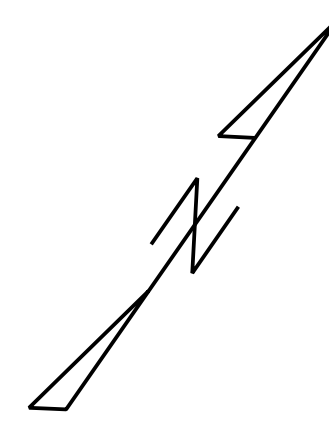
HNTB HNTB NORTH CAROLINA, P.C.
343 E. Six Forks Road, Suite 200
Raleigh, North Carolina 27609
NC License No: C-1554
(919) 546-8997

C.A. JOHNSON, III, PE *SIGNING PROJECT ENGINEER*
A.D. KLINSIEK, PE, PTOE *SIGNING DESIGN ENGINEER*
T.R. TERRELL *SIGNING SENIOR DESIGN TECHNICIAN*

INDEX

SHEET NO.	DESCRIPTION
SIGN-1	TITLE SHEET
SIGN-1A	KEY SHEET
SIGN-2	SUPPORT INFORMATION
SIGN-3-3F	OVERHEAD STRUCTURE LINE DRAWINGS
SIGN-4-4N	SIGN DESIGNS, TYPE E AND F, AND MILEMARKER SHEETS
SIGN-5-20	SIGNING PLAN SHEETS

TIP NO. R-3421B	SHEET NO. SIGN-1A
APPROVED: <i>Andrew D. Klimbsiek</i> <small>ES078FB459E44B</small>	
DATE: 7/5/2019	
SEAL	
	
DOCUMENT NOT CONSIDERED FINAL UNLESS ALL SIGNATURES COMPLETED	



KEY SHEET

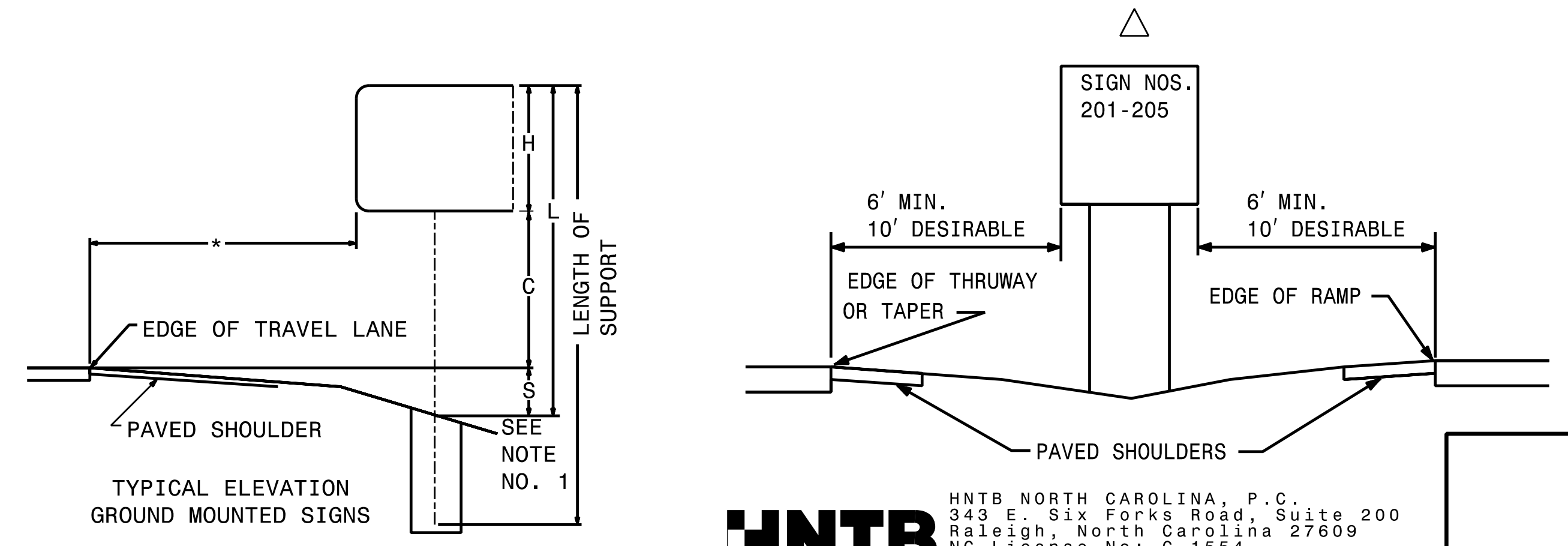
Version: 3.1 Posted: 6/2/2017

NUMBER	SIGN TYPE	SIGN SIZE (in.)			ROADWAY STATION	NUMBER OF SUPPORTS	BEAM SECTION	SUPPORT TYPE BA or S	OMNI COUPLER	ATTACHMENT METHOD	MOUNTING METHOD	HORIZONTAL CLEARANCE* (ft.)	SUPPORT SPACING	LENGTH (ft)			LEFT SUPPORT (ft)			CENTER SUPPORT (ft)			RIGHT SUPPORT (ft)			SUPPORT WEIGHTS		FOOTINGS				FIELD VERIFIED SEE NOTE 2 (mm/dd/yy)
		w	x	h										SNS HT "H"	MTG HT "C"	EMBED-MENT	S	L	LENGTH	S	L	LENGTH	S	L	LENGTH	B/A (lbs.)	SIMPLE (lbs.)	DIAMETER (ft.)	DEPTH (ft.)	REINFORCED (c.y.)	PLAIN (c.y.)	
		101	A	156										x	90	-L- 137+00	2	W6x12	BA	N/A	N/A	N/A	25.00	7.62	7.50	11.20	3.5	-0.39	18.31	21.81	0.00	

TOTAL 9311.51 TOTAL 9060.41 TOTAL 18.70 TOTAL 0.90
 USE: 9312.00 9061.00 19.00 1.00

NOTES:


- DIMENSION "S" REPRESENTS AN INCREASE (+), OR A DECREASE (-) IN POLE LENGTH, RELATIVE TO THE ELEVATION OF THE EDGE OF TRAVEL LANE.
- FIELD VERIFICATIONS SHALL BE REQUIRED FOR ALL SUPPORTS, SEE (*) ARTICLE 903-3. FABRICATORS SHALL BE AISC CERTIFIED IN CATEGORY 1, SEE (*) ARTICLE 1072-1. (*) = N.C.D.O.T. STANDARD SPECIFICATIONS FOR ROADS AND STRUCTURES
- PLAN LOCATIONS FOR EXISTING UTILITIES ARE BASED ON THE BEST AVAILABLE INFORMATION AND, THEREFORE MAY NOT BE PRECISELY ACCURATE. THEREFORE, IT IS INCUMBENT UPON THE CONTRACTOR TO DETERMINE THE EXACT LOCATION OF UTILITIES BEFORE BEGINNING WORK IN A LOCATION.

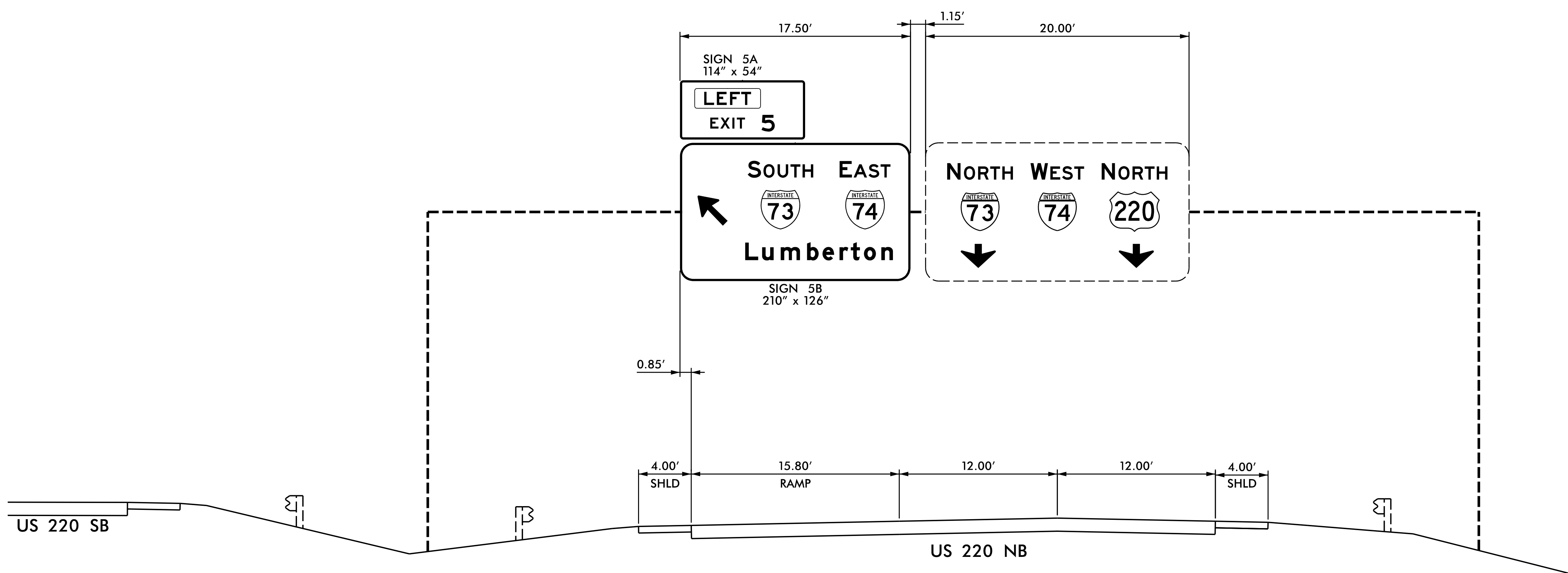


HNTB
 HNTB NORTH CAROLINA, P.C.
 343 E. Six Forks Road, Suite 200
 Raleigh, North Carolina 27609
 NC License No: C-1554
 (919) 546-8997

**TYPE A AND TYPE B
 GROUND MOUNTED SIGNS**

TIP NO. R-3421B	SHEET NO. SIGN-2
APPROVED: <i>Andrew D. Klincksiek</i> <small>E3078FB459E44B</small>	
DATE: 7/5/2019	
SEAL	
DOCUMENT NOT CONSIDERED FINAL UNLESS ALL SIGNATURES COMPLETED	

TIP NO. R-3421B	SHEET NO. SIGN-3
APPROVED: <i>Andrew D. Klinbsick</i> <small>E-3078FB459E44B</small>	
DATE: 7/5/2019	
SEAL	
	
DOCUMENT NOT CONSIDERED FINAL UNLESS ALL SIGNATURES COMPLETED	




**PROJECT R-3421C
OVERHEAD SIGN STRUCTURE 'A'**

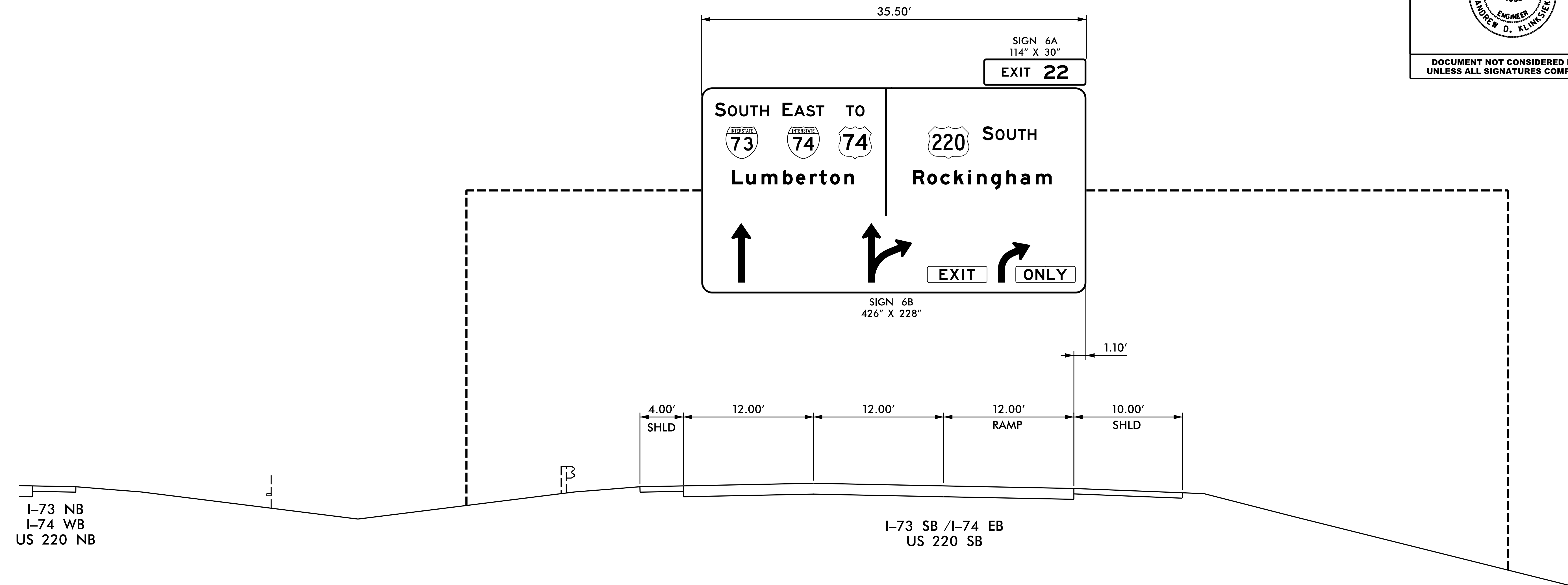
NOTES:

- SEE STANDARD 904-3(B)(3) FOR REQUIREMENTS OF NEW STRUCTURAL MEMBERS, MOUNTING HARDWARE FOR NEW SIGNS, SHOP DRAWINGS, BRACING AND ACCESSORY HARDWARE FOR ATTACHMENTS.
- ERECT PROPOSED PRIMARY SIGN CENTER JUSTIFIED ON EXISTING HORIZONTAL MEMBER WITH 17' MINIMUM VERTICAL CLEARANCE.

HNTB
HNTB NORTH CAROLINA, P.C.
 343 E. Six Forks Road, Suite 200
 Raleigh, North Carolina 27609
 NC License No: C-1554
 (919) 546-8997

**EXISTING
OVERHEAD SIGN ASSEMBLY 'AA'
-Y9NBL- STA. 38+00**

TIP NO. R-3421B	SHEET NO. SIGN-3A
APPROVED: <i>Andrew D. Klincksiek</i> <small>E-3078FB459E44B</small>	
DATE: 7/5/2019	
SEAL	
	
DOCUMENT NOT CONSIDERED FINAL UNLESS ALL SIGNATURES COMPLETED	




**PROJECT R-3421C
OVERHEAD SIGN STRUCTURE 'D'**

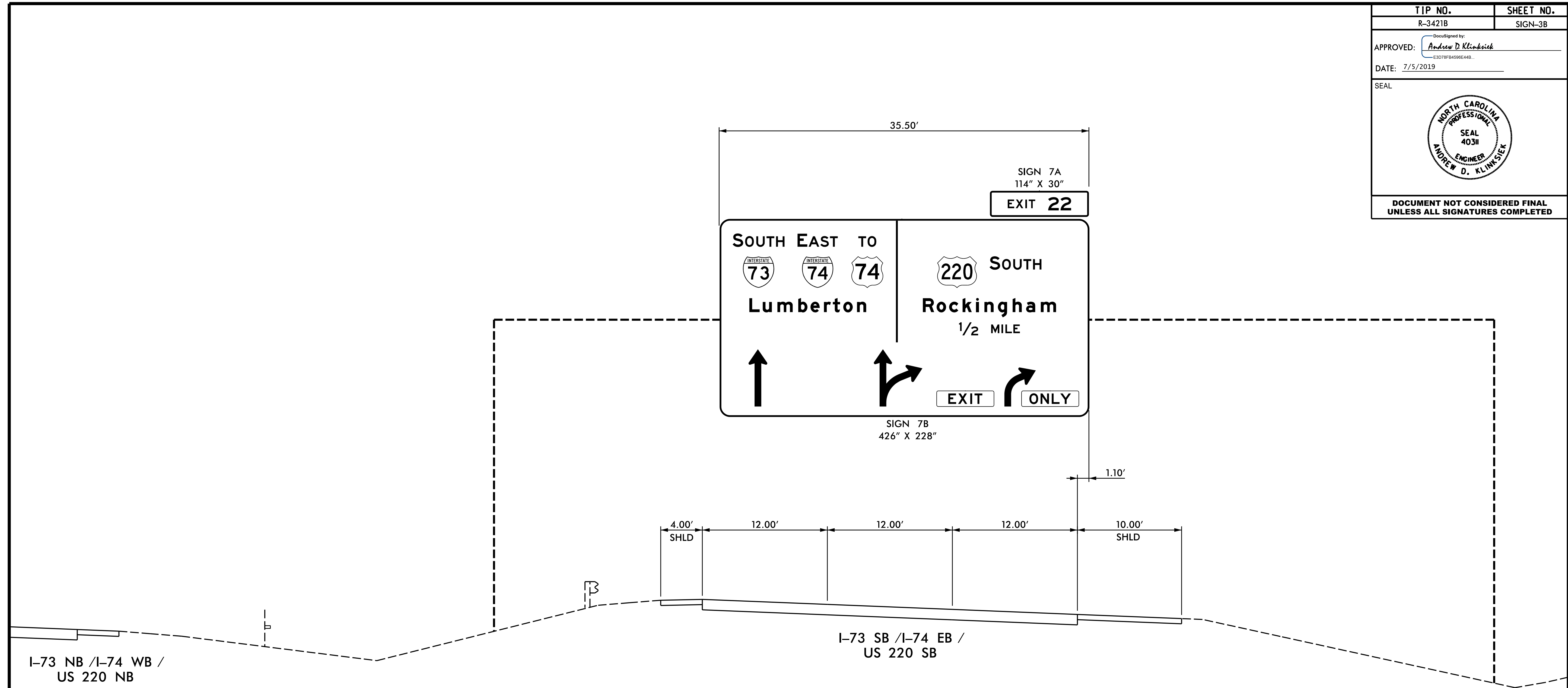
NOTES:

- SEE STANDARD 904-3(B)(3) FOR REQUIREMENTS OF NEW STRUCTURAL MEMBERS, MOUNTING HARDWARE FOR NEW SIGNS, SHOP DRAWINGS, BRACING AND ACCESSORY HARDWARE FOR ATTACHMENTS.
- ERECT PROPOSED PRIMARY SIGN CENTER JUSTIFIED ON EXISTING HORIZONTAL MEMBER WITH 17' MINIMUM VERTICAL CLEARANCE.

HNTB
HNTB NORTH CAROLINA, P.C.
 343 E. Six Forks Road, Suite 200
 Raleigh, North Carolina 27609
 NC License No: C-1554
 (919) 546-8997

**EXISTING
OVERHEAD STRUCTURE 'BB'
-L- STA. 425+00 LT**

TIP NO. R-3421B	SHEET NO. SIGN-3B
APPROVED: <i>Andrew D. Klinbsick</i> <small>E-3078FB459E44B</small>	
DATE: 7/5/2019	
SEAL	
	
DOCUMENT NOT CONSIDERED FINAL UNLESS ALL SIGNATURES COMPLETED	




**PROJECT R-3421C
OVERHEAD SIGN STRUCTURE 'F'**

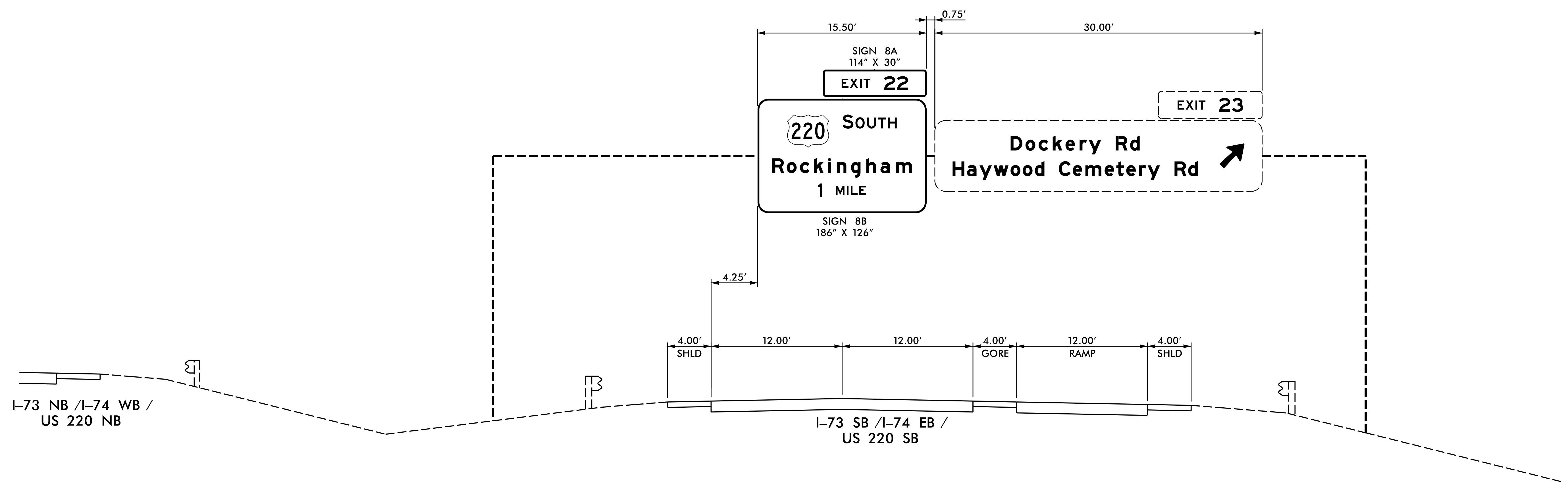
NOTES:

- SEE STANDARD 904-3(B)(3) FOR REQUIREMENTS OF NEW STRUCTURAL MEMBERS, MOUNTING HARDWARE FOR NEW SIGNS, SHOP DRAWINGS, BRACING AND ACCESSORY HARDWARE FOR ATTACHMENTS.
- ERECT PROPOSED PRIMARY SIGN CENTER JUSTIFIED ON EXISTING HORIZONTAL MEMBER WITH 17' MINIMUM VERTICAL CLEARANCE.

HNTB
HNTB NORTH CAROLINA, P.C.
 343 E. Six Forks Road, Suite 200
 Raleigh, North Carolina 27609
 NC License No: C-1554
 (919) 546-8997

**EXISTING
OVERHEAD STRUCTURE 'CC'
-L- STA. 451+25 LT**

TIP NO. R-3421B	SHEET NO. SIGN-3C
APPROVED: <i>Andrew D. Klincksiek</i> <small>ES078FB459E44B</small>	
DATE: 7/5/2019	
SEAL	
	
DOCUMENT NOT CONSIDERED FINAL UNLESS ALL SIGNATURES COMPLETED	




**PROJECT R-3421C
OVERHEAD SIGN STRUCTURE 'G'**

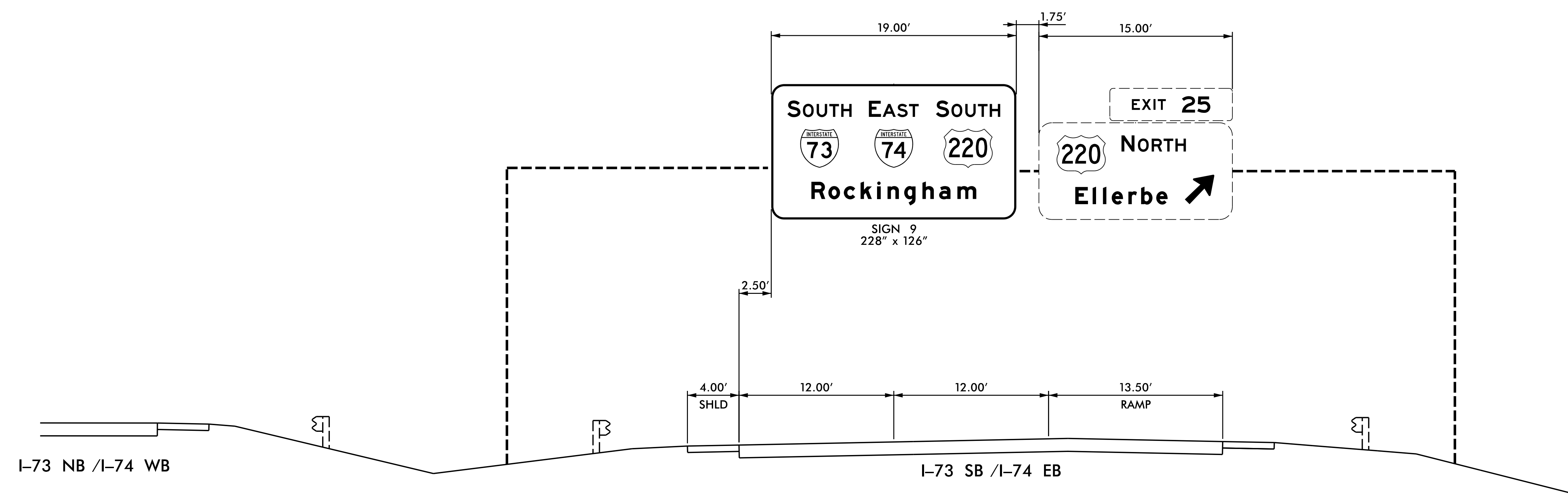
NOTES:

- SEE STANDARD 904-3(B)(3) FOR REQUIREMENTS OF NEW STRUCTURAL MEMBERS, MOUNTING HARDWARE FOR NEW SIGNS, SHOP DRAWINGS, BRACING AND ACCESSORY HARDWARE FOR ATTACHMENTS.
- ERECT PROPOSED PRIMARY SIGN CENTER JUSTIFIED ON EXISTING HORIZONTAL MEMBER WITH 17' MINIMUM VERTICAL CLEARANCE.

HNTB
HNTB NORTH CAROLINA, P.C.
 343 E. Six Forks Road, Suite 200
 Raleigh, North Carolina 27609
 NC License No: C-1554
 (919) 546-8997

**EXISTING
OVERHEAD SIGN STRUCTURE 'DD'
-L- STA. 476+90 LT**

TIP NO. R-3421B	SHEET NO. SIGN-3D
APPROVED: <i>Andrew D. Klinbsick</i> <small>E-3078FB459E44B</small>	
DATE: 7/5/2019	
SEAL	
	
DOCUMENT NOT CONSIDERED FINAL UNLESS ALL SIGNATURES COMPLETED	




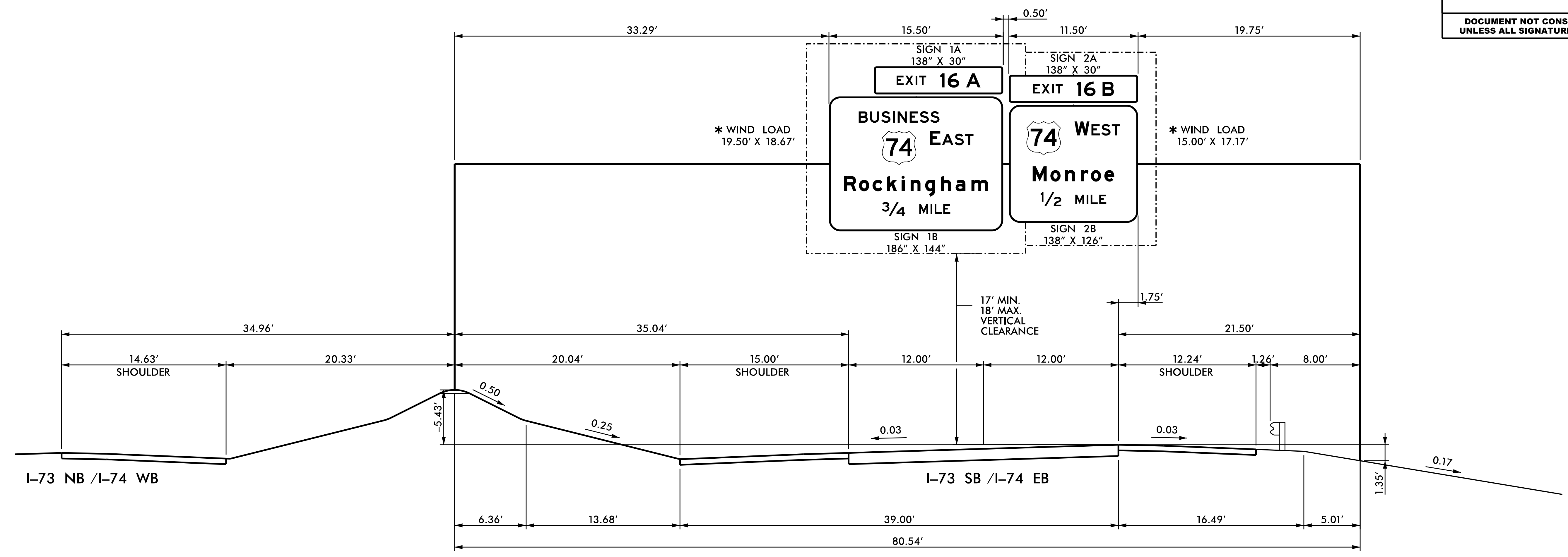
NOTES:

- SEE STANDARD 904-3(B)(3) FOR REQUIREMENTS OF NEW STRUCTURAL MEMBERS, MOUNTING HARDWARE FOR NEW SIGNS, SHOP DRAWINGS, BRACING AND ACCESSORY HARDWARE FOR ATTACHMENTS.
- ERECT PROPOSED PRIMARY SIGN CENTER JUSTIFIED ON EXISTING HORIZONTAL MEMBER WITH 17' MINIMUM VERTICAL CLEARANCE.

HNTB
 HNTB NORTH CAROLINA, P.C.
 343 E. Six Forks Road, Suite 200
 Raleigh, North Carolina 27609
 NC License No: C-1554
 (919) 546-8997

**EXISTING
 OVERHEAD SIGN STRUCTURE 'EE'
 I-73 SB / I-74 EB**

TIP NO. R-3421B	SHEET NO. SIGN-3E
APPROVED: <i>Andrew D. Klincksiek</i> E3078FB459E44B	
DATE: 7/5/2019	
SEAL	
	
DOCUMENT NOT CONSIDERED FINAL UNLESS ALL SIGNATURES COMPLETED	




NOTES:

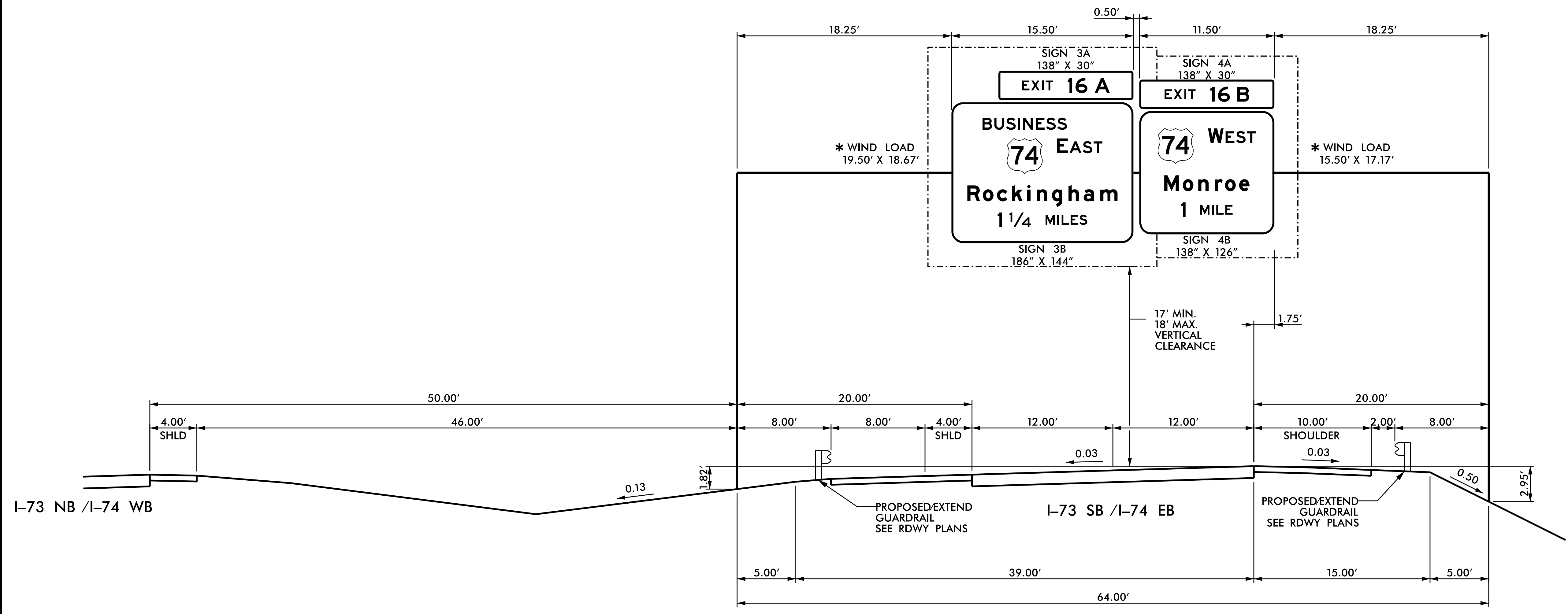
- IF THE CONTRACTOR BIDS ALUMINUM SIGN STRUCTURE, EACH SHALL BE PROVIDED WITH AN APPROVED HIGHWAY TRUSS DAMPER DEVICE IN ACCORDANCE WITH AASHTO SPECIFICATIONS.
- MOUNT SIGNS VERTICALLY CENTERED ON HORIZONTAL MEMBER OF STRUCTURE.
- FIELD VERIFICATION SHALL BE REQUIRED FOR ALL FOOTING ELEVATIONS, PER THE LATEST NCDOT STANDARD SPECIFICATIONS FOR ROADS AND STRUCTURES. PROVIDE FIELD VERIFICATION TO THE SIGNING SECTION.
- THE TOP OF THE FOOTING SHALL EXTEND AT LEAST 4 INCHES AND NOT MORE THAN 24 INCHES ABOVE THE HIGHEST POINT OF THE GROUND SURFACE AT THE FOOTING.
- SIGN HANGERS AND ATTACHMENT HARDWARE SHALL BE PROVIDED AND INSTALLED ON THE ASSEMBLY TO ACCOMMODATE ALL SIGNS SHOWN IN THIS PLAN SHEET.
- DESIGN AND CONSTRUCTION REQUIREMENTS FOR SIGN STRUCTURES SHALL ACCOMMODATE WIND VELOCITY OF 90 M.P.H.

*THESE DIMENSIONS SHALL BE USED FOR WIND LOAD AND DEAD LOAD COMPUTATIONS IN DESIGN OF STRUCTURE AND FOOTINGS. DESIGN AND CONSTRUCTION REQUIREMENTS FOR SIGN STRUCTURES SHALL ACCOMMODATE WIND VELOCITY OF 90 M.P.H.

HNTB
HNTB NORTH CAROLINA, P.C.
343 E. Six Forks Road, Suite 200
Raleigh, North Carolina 27609
NC License No: C-1554
(919) 546-8997

OVERHEAD SIGN STRUCTURE 'A'
-L- STA. 141+50 LT

TIP NO. R-3421B	SHEET NO. SIGN-3F
APPROVED: <i>Andrew D. Klincksiek</i> <small>E-3078FB459E44B</small>	
DATE: 7/5/2019	
SEAL	
	
DOCUMENT NOT CONSIDERED FINAL UNLESS ALL SIGNATURES COMPLETED	



NOTES:


- IF THE CONTRACTOR BIDS ALUMINUM SIGN STRUCTURE, EACH SHALL BE PROVIDED WITH AN APPROVED HIGHWAY TRUSS DAMPER DEVICE IN ACCORDANCE WITH AASHTO SPECIFICATIONS.
- MOUNT SIGNS VERTICALLY CENTERED ON HORIZONTAL MEMBER OF STRUCTURE.
- FIELD VERIFICATION SHALL BE REQUIRED FOR ALL FOOTING ELEVATIONS, PER THE LATEST NCDOT STANDARD SPECIFICATIONS FOR ROADS AND STRUCTURES. PROVIDE FIELD VERIFICATION TO THE SIGNING SECTION.
- THE TOP OF THE FOOTING SHALL EXTEND AT LEAST 4 INCHES AND NOT MORE THAN 24 INCHES ABOVE THE HIGHEST POINT OF THE GROUND SURFACE AT THE FOOTING.
- SIGN HANGERS AND ATTACHMENT HARDWARE SHALL BE PROVIDED AND INSTALLED ON THE ASSEMBLY TO ACCOMMODATE ALL SIGNS SHOWN IN THIS PLAN SHEET.
- DESIGN AND CONSTRUCTION REQUIREMENTS FOR SIGN STRUCTURES SHALL ACCOMMODATE WIND VELOCITY OF 90 M.P.H.

*THESE DIMENSIONS SHALL BE USED FOR WIND LOAD AND DEAD LOAD COMPUTATIONS IN DESIGN OF STRUCTURE AND FOOTINGS. DESIGN AND CONSTRUCTION REQUIREMENTS FOR SIGN STRUCTURES SHALL ACCOMMODATE WIND VELOCITY OF 90 M.P.H.

HNTB
HNTB NORTH CAROLINA, P.C.
343 E. Six Forks Road, Suite 200
Raleigh, North Carolina 27609
NC License No: C-1554
(919) 546-8997

OVERHEAD SIGN STRUCTURE 'B'
-L- STA. 167+50 LT

APPROVED: *Andrew D. Klimbick*
ES078FB459E44B
 DATE: 7/5/2019



**DOCUMENT NOT CONSIDERED FINAL
UNLESS ALL SIGNATURES COMPLETED**

SIGN NUMBER: 1A,3A BACKG COLOR: Green
 TYPE: B (OVHD) COPY COLOR: White
 QUANTITY: 2

SYMBOL	X	Y	WID	HT

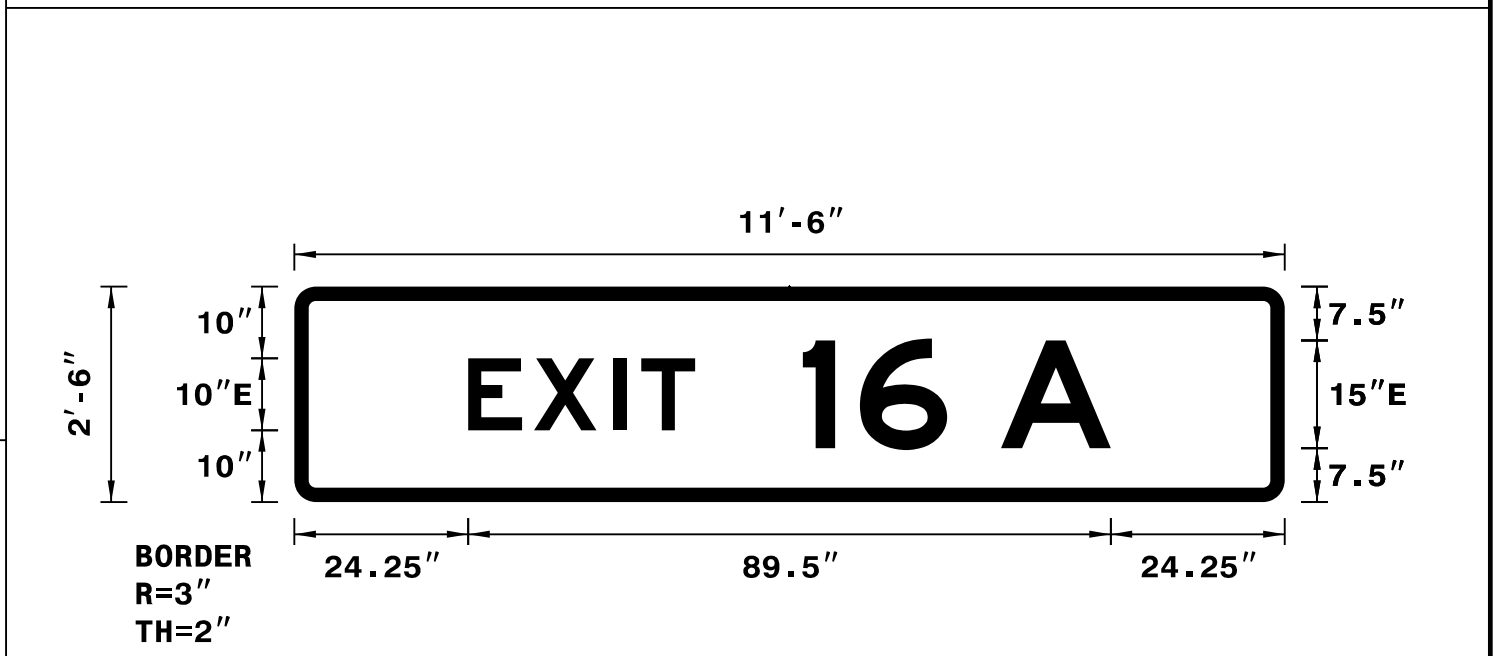
MAT'L: 0.125" ALUMINUM

SIGN WIDTH: 11'-6"
 HEIGHT: 2'-6"
 TOTAL AREA: 28.8 Sq.Ft.

BORDER TYPE: FLUSH
 RECESS: 0"
 WIDTH: 2"
 RADII: 3"

NO. Z BARS: 2
 LENGTH: 130.0

DESIGN BY: TRT CHECKED BY: ADK/CAJ
 PROJECT ID: R-3421B DIV: 08 DATE: May 2019



Spacing Factor is 1 unless specified otherwise
 Spacing Factor for "EXIT" is 1.2

NOTES:
 1. Legend and border shall be direct applied Grade A reflective sheeting.
 2. Background shall be Grade C reflective sheeting.
 3. Use Attachment Method 1-R.

LETTER POSITIONS

Letter spacings are to start of next letter											Series/Size
											Text Length
	E	X	I	T							E 2000
24.2	9.2	11.1	3.8	7.5	82.1						31.6
	1	6	A								E 2000
70.9	8	12.2	7.5	15.3	24.2						42.9

SIGN NUMBER: 1B BACKG COLOR: Green
 TYPE: A (OVHD) COPY COLOR: White
 QUANTITY: 1

SYMBOL	X	Y	WID	HT
M1_4	56.9	71	36	36

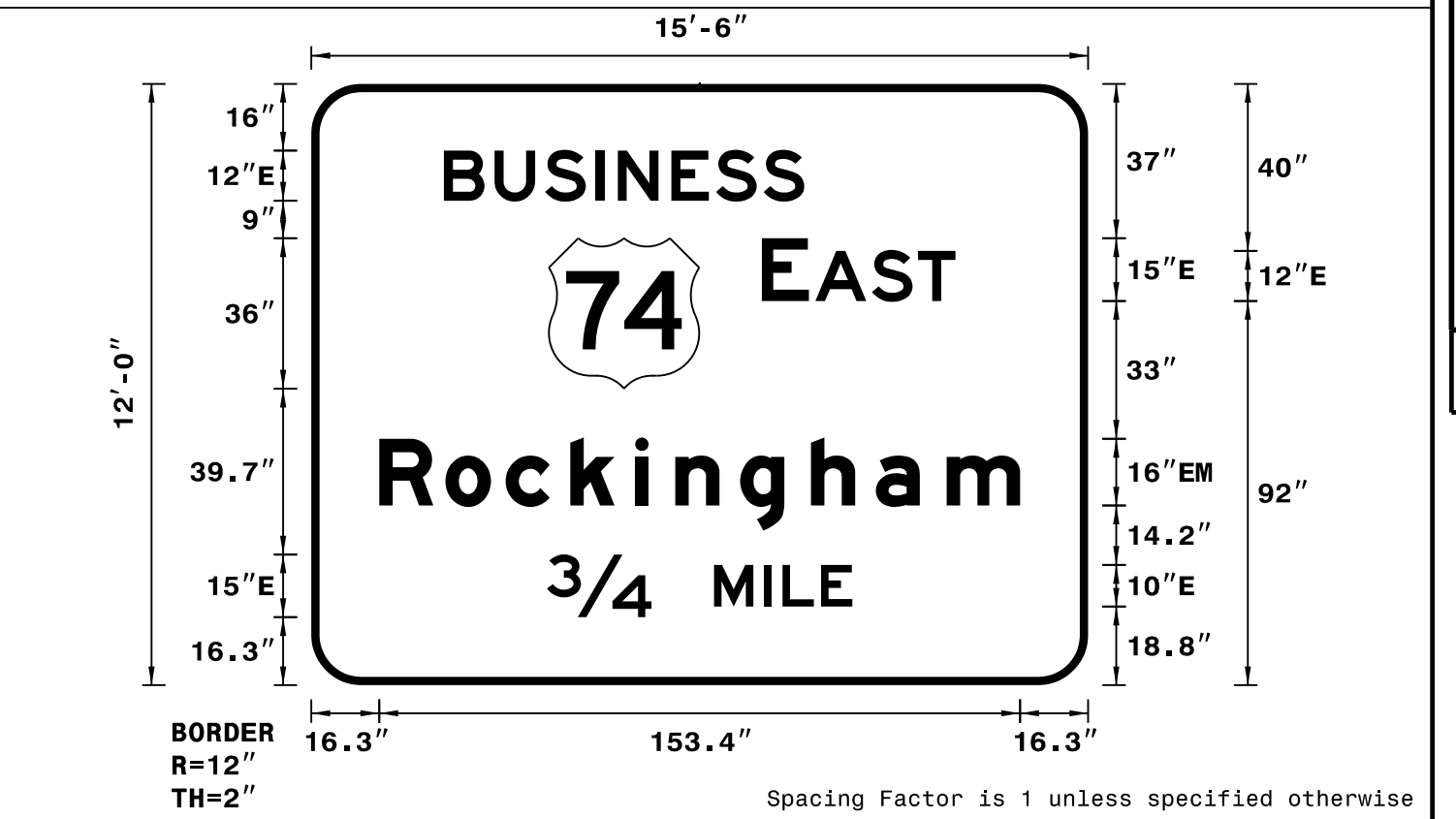
MAT'L: 0.125" ALUMINUM

SIGN WIDTH: 15'-6"
 HEIGHT: 12'-0"
 TOTAL AREA: 186.0 Sq.Ft.

BORDER TYPE: FLUSH
 RECESS: 0"
 WIDTH: 2"
 RADII: 12"

NO. Z BARS: 3
 LENGTH: 178.0

DESIGN BY: TRT CHECKED BY: ADK/CAJ
 PROJECT ID: R-3421B DIV: 08 DATE: May 2019



Spacing Factor is 1 unless specified otherwise

NOTES:
 1. Legend and border shall be direct applied Grade A reflective sheeting.
 2. Shield shall be Grade A reflective sheeting on 0.032" aluminum and demountable.
 3. Background shall be Grade C reflective sheeting.

LETTER POSITIONS

Letter spacings are to start of next letter											Series/Size
											Text Length
	B	U	S	I	N	E	S	S			E 2000
31.7	12.1	12.1	12.1	5.3	12.8	10.7	11.4	9.7	68		86.3
	E	A	S	T							E 2000
107.9	11.3	1.5	13.6	11	9	31.7					46.4
	R	O	C	K	I	N	G	H	A	M	EM 2000
16.3	15.8	14.4	15.5	15.5	9.6	15.5	17	15.5	17	17.6	153.4
	3/4	M	I	L	E						E 2000
56.5	25	15	12	4.4	9.2	7.5	56.5				73.1

SIGN NUMBER: 2A,4A BACKG COLOR: Green
 TYPE: B (OVHD) COPY COLOR: White
 QUANTITY: 2

SYMBOL	X	Y	WID	HT

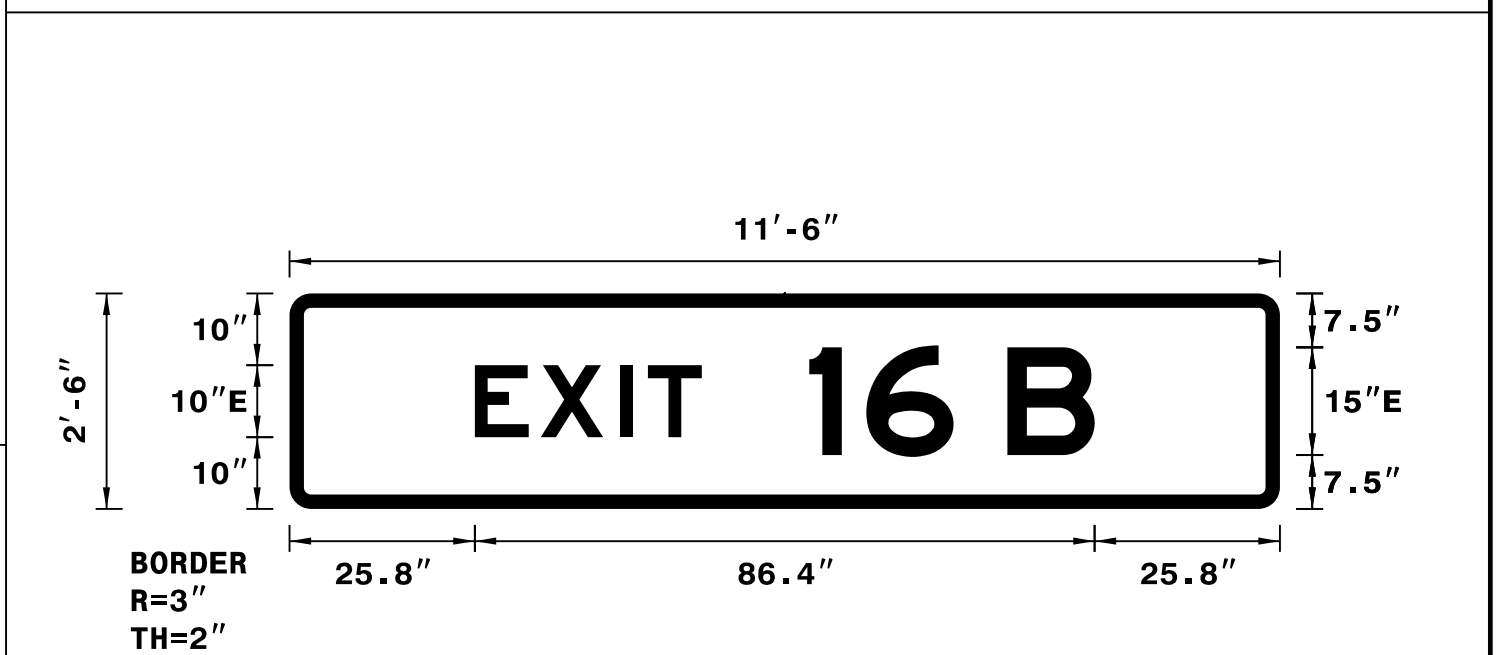
MAT'L: 0.125" ALUMINUM

SIGN WIDTH: 11'-6"
 HEIGHT: 2'-6"
 TOTAL AREA: 28.8 Sq.Ft.

BORDER TYPE: FLUSH
 RECESS: 0"
 WIDTH: 2"
 RADII: 3"

NO. Z BARS: 2
 LENGTH: 130.0

DESIGN BY: TRT CHECKED BY: ADK/CAJ
 PROJECT ID: R-3421B DIV: 08 DATE: May 2019



Spacing Factor is 1 unless specified otherwise
 Spacing Factor for "EXIT" is 1.2

NOTES:
 1. Legend and border shall be direct applied Grade A reflective sheeting.
 2. Background shall be Grade C reflective sheeting.
 3. Use Attachment Method 1-R.

LETTER POSITIONS

Letter spacings are to start of next letter											Series/Size
											Text Length
	E	X	I	T							E 2000
25.8	9.2	11.1	3.8	7.5	80.6						31.6
	1	6	B								E 2000
72.4	8	12.2	7.5	12.2	25.8						39.8

SIGN NUMBER: 2B BACKG COLOR: Green
 TYPE: A (OVHD) COPY COLOR: White
 QUANTITY: 1

SYMBOL	X	Y	WID	HT
M1_4	19.1	72.3	36	36

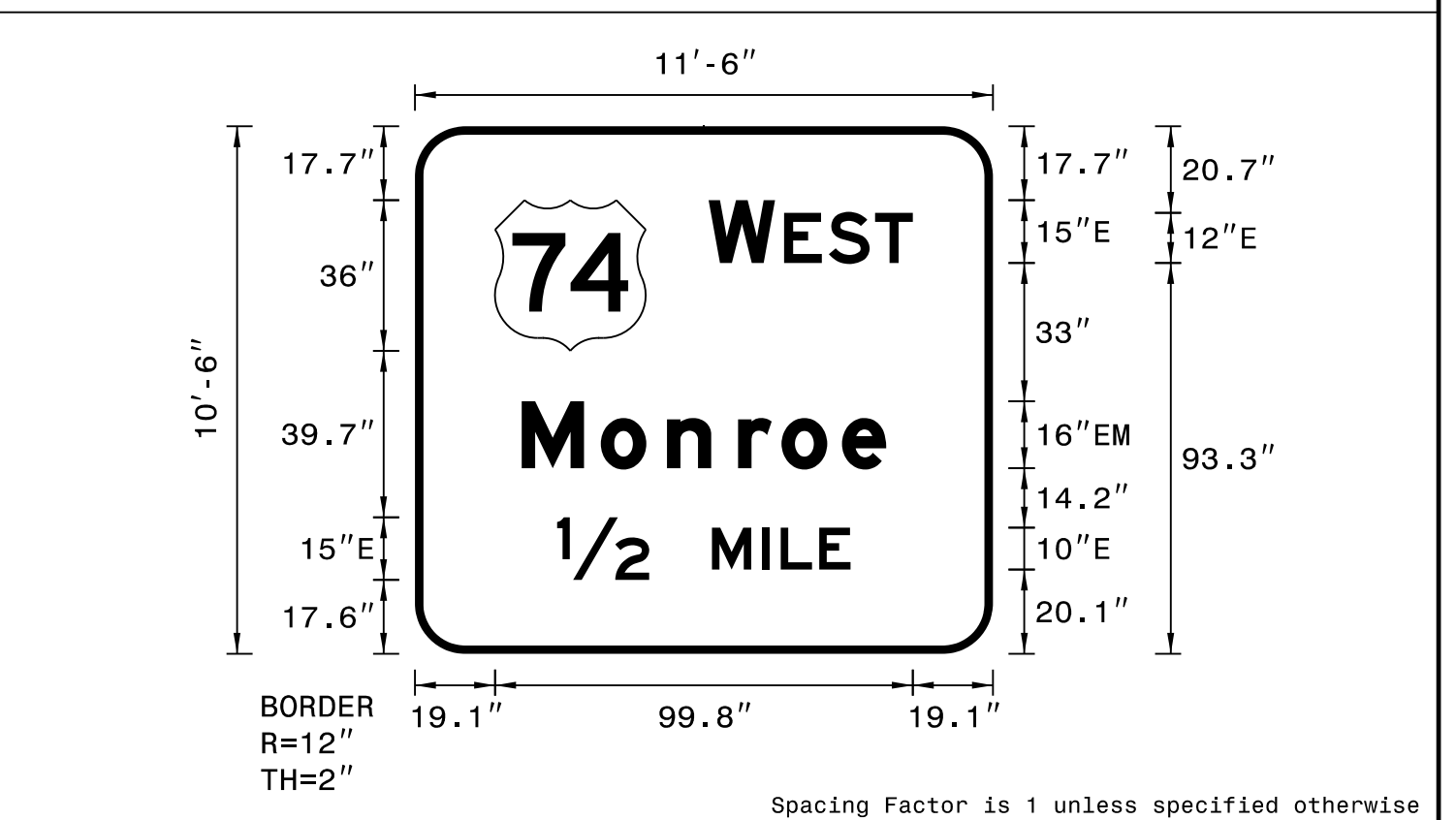
MAT'L: 0.125" ALUMINUM

SIGN WIDTH: 11'-6"
 HEIGHT: 10'-6"
 TOTAL AREA: 120.8 Sq.Ft.

BORDER TYPE: FLUSH
 RECESS: 0"
 WIDTH: 2"
 RADII: 12"

NO. Z BARS: 3
 LENGTH: 130.0

DESIGN BY: TRT CHECKED BY: ADK/CAJ
 PROJECT ID: R-3421B DIV: 08 DATE: May 2019




Spacing Factor is 1 unless specified otherwise

NOTES:
 1. Legend and border shall be direct applied Grade A reflective sheeting.
 2. Shield shall be Grade A reflective sheeting on 0.032" aluminum and demountable.
 3. Background shall be Grade C reflective sheeting.

LETTER POSITIONS

Letter spacings are to start of next letter											Series/Size
											Text Length
	W	E	S	T							E 2000
70.1	15.9	2.2	10.7	11	9	19.1					48.8
	M	O	N	R	O	E					EM 2000
25.5	18.9	15.8	17	10.4	14.4	10.6	25.5				87
	1/2	M	I	L	E						E 2000
34	22	15	12	4.4	9.2	7.5	34				70.1

APPROVED: *Andrew D. Klincksiek*
E3078FB459E44B
 DATE: 7/5/2019

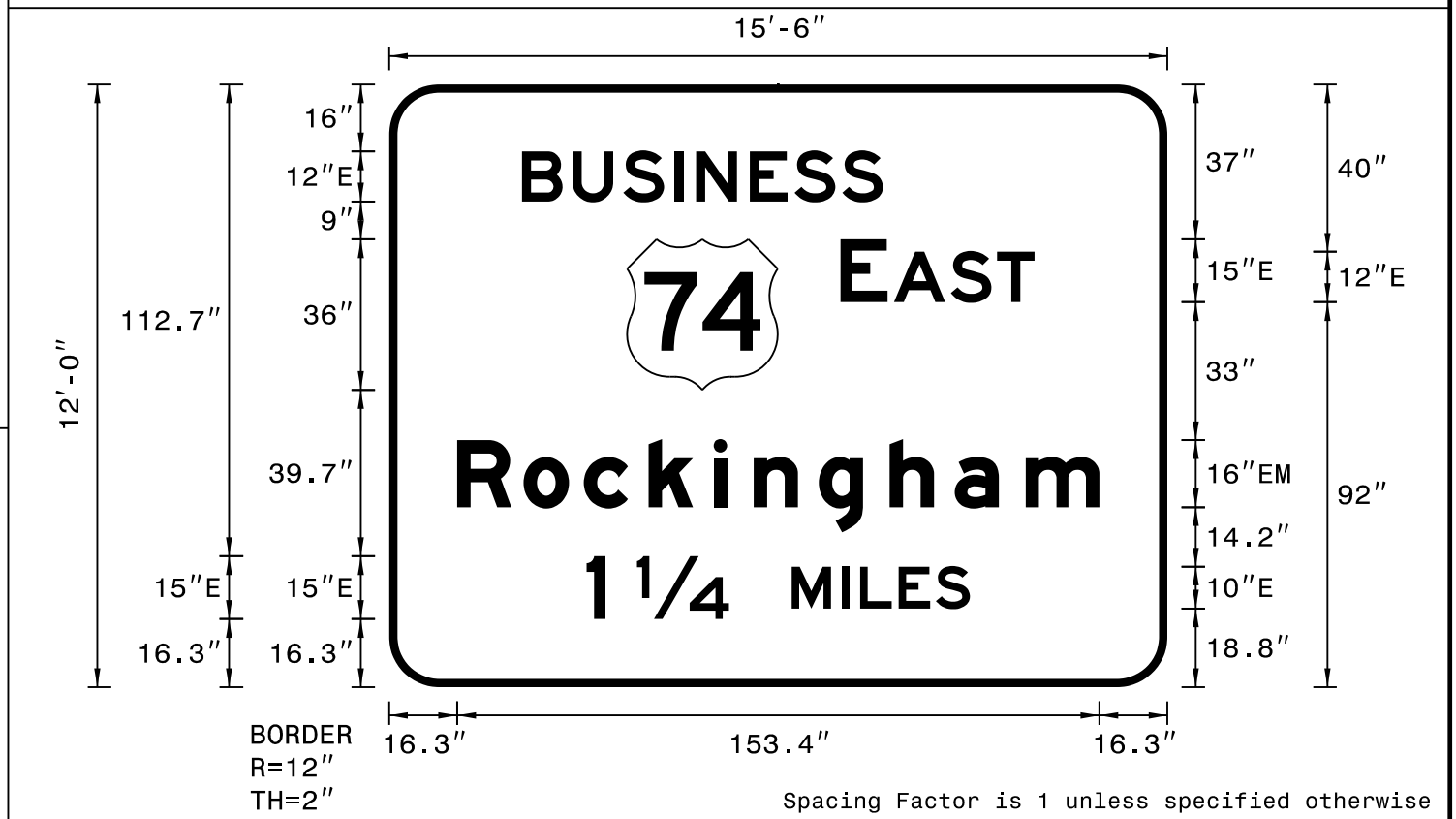


**DOCUMENT NOT CONSIDERED FINAL
UNLESS ALL SIGNATURES COMPLETED**

SIGN NUMBER: 3B
 TYPE: A (OVHD)
 QUANTITY: 1
 SIGN WIDTH: 15'-6"
 HEIGHT: 12'-0"
 TOTAL AREA: 186.0 Sq.Ft.
 BORDER TYPE: FLUSH
 RECESS: 0"
 WIDTH: 2"
 RADII: 12"
 NO. Z BARS: 3
 LENGTH: 178.0

SYMBOL	X	Y	WID	HT
M1_4	56.9	71	36	36

DESIGN BY: TRT
 PROJECT ID: R-3421B
 CHECKED BY: ADK/CAJ
 DIV: 08
 DATE: May 2019



- NOTES:
- Legend and border shall be direct applied Grade A reflective sheeting.
 - Shield shall be Grade A reflective sheeting on 0.032" aluminum and demountable.
 - Background shall be Grade C reflective sheeting.

LETTER POSITIONS

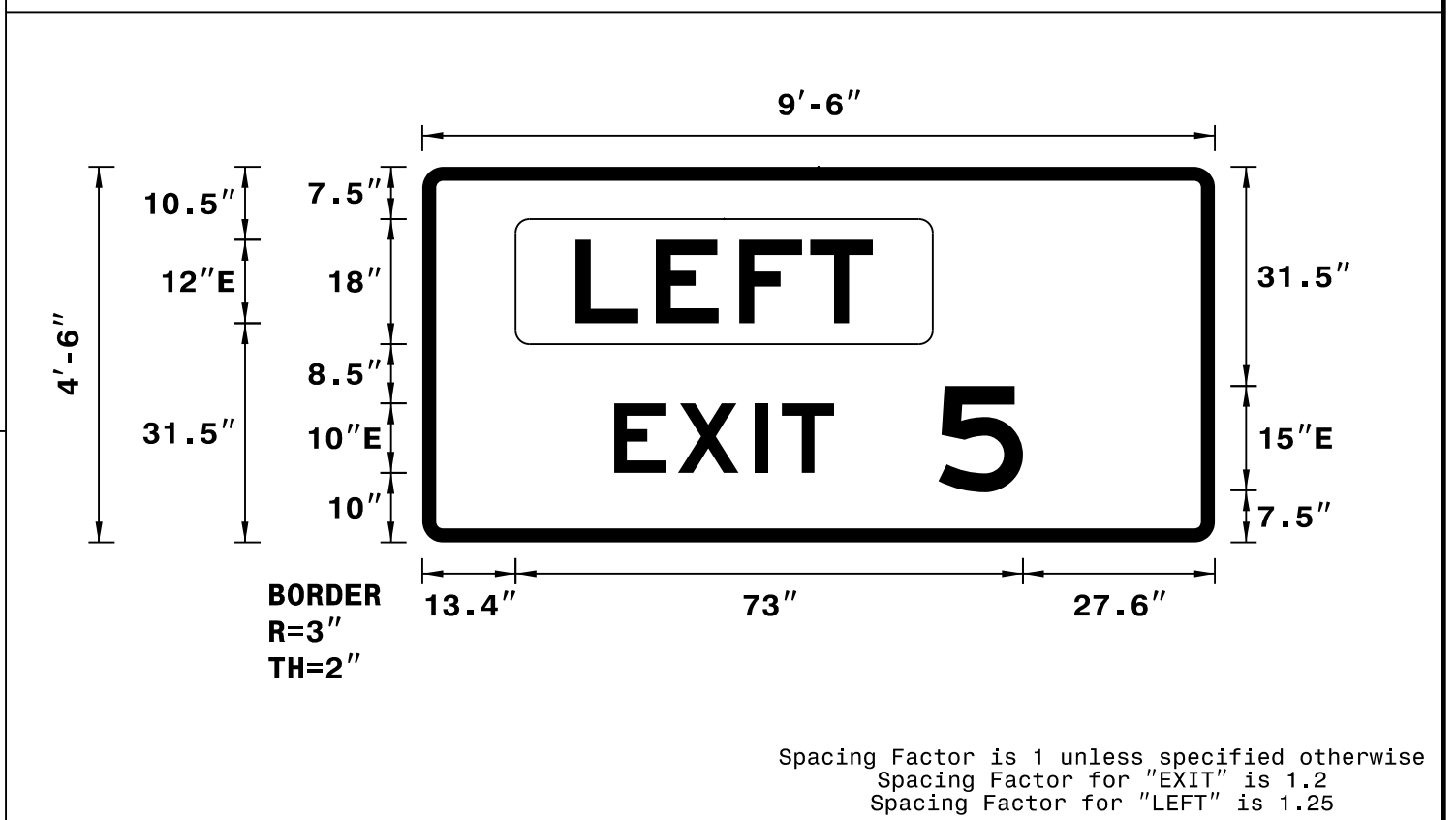
Letter spacings are to start of next letter

	B	U	S	I	N	E	S	S		Series/Size Text Length				
	31.7	12.1	12.1	12.1	5.3	12.8	10.7	11.4	9.7	68	E 2000 86.3			
		E	A	S	T						E 2000 46.4			
	107.9	11.3	1.5	13.6	11	9	31.7				EM 2000 153.4			
		R	o	c	k	i	n	g	h	a	m	E 2000 91.6		
	16.3	15.8	14.4	15.5	15.5	9.6	15.5	17	15.5	17	17.6	16.3		
		1		1/4		M	I	L	E	S				
	47.2	4.5	7.5	22	15	12	4.4	9.2	8.9	8.1	47.2			

SIGN NUMBER: 5A
 TYPE: A (OVHD)
 QUANTITY: 1
 SIGN WIDTH: 9'-6"
 HEIGHT: 4'-6"
 TOTAL AREA: 42.8 Sq.Ft.
 BORDER TYPE: FLUSH
 RECESS: 0"
 WIDTH: 3"
 RADII: 2"
 NO. Z BARS: 2
 LENGTH: 106.0

SYMBOL	X	Y	WID	HT
LEFT	13.4	28.5	60	18

DESIGN BY: TRT
 PROJECT ID: R-3421B
 CHECKED BY: ADK/CAJ
 DIV: 08
 DATE: May 2019



- NOTES:
- Legend and border shall be direct applied Grade A reflective sheeting.
 - Background shall be Grade C reflective sheeting.
 - "LEFT" panel shall be yellow Grade A sheeting on 0.032" aluminum and demountable. Legend shall be direct applied black non-reflective sheeting.
 - Use Attachment Method 1-L.

LETTER POSITIONS

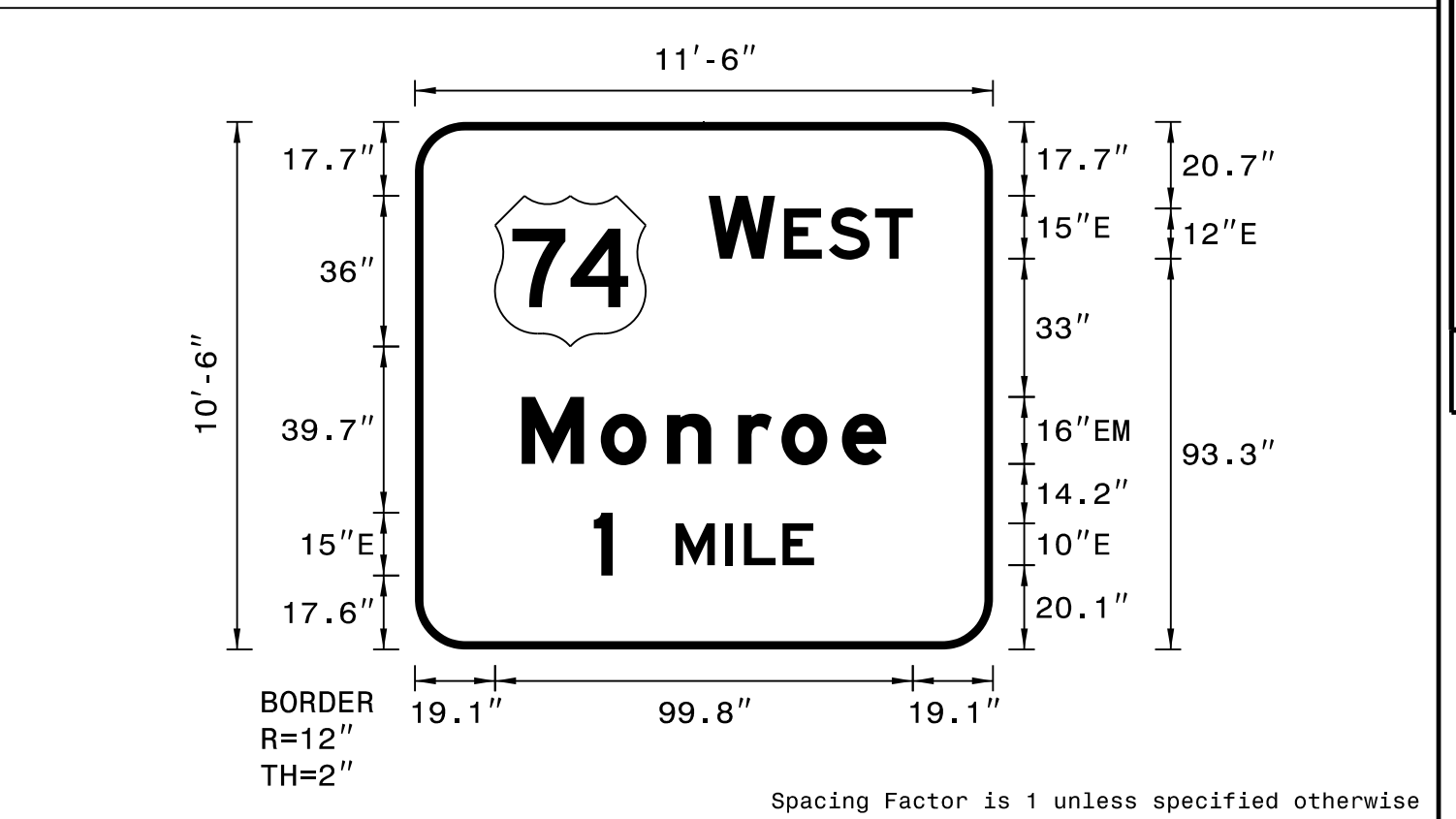
Letter spacings are to start of next letter

	L	E	F	T		Series/Size Text Length	
	22.1	11.6	12	10.2	9	49.2	E 2000 42.8
		E	X	I	T		E 2000 31.6
	27.6	9.2	11.1	3.8	7.5	54.8	E 2000 12.2
		5					
	74.2	12.2	27.6				

SIGN NUMBER: 4B
 TYPE: A (OVHD)
 QUANTITY: 1
 SIGN WIDTH: 11'-6"
 HEIGHT: 10'-6"
 TOTAL AREA: 120.8 Sq.Ft.
 BORDER TYPE: FLUSH
 RECESS: 0"
 WIDTH: 2"
 RADII: 12"
 NO. Z BARS: 3
 LENGTH: 130.0

SYMBOL	X	Y	WID	HT
M1_4	19.1	72.3	36	36

DESIGN BY: TRT
 PROJECT ID: R-3421B
 CHECKED BY: ADK/CAJ
 DIV: 08
 DATE: May 2019



- NOTES:
- Legend and border shall be direct applied Grade A reflective sheeting.
 - Shield shall be Grade A reflective sheeting on 0.032" aluminum and demountable.
 - Background shall be Grade C reflective sheeting.

LETTER POSITIONS

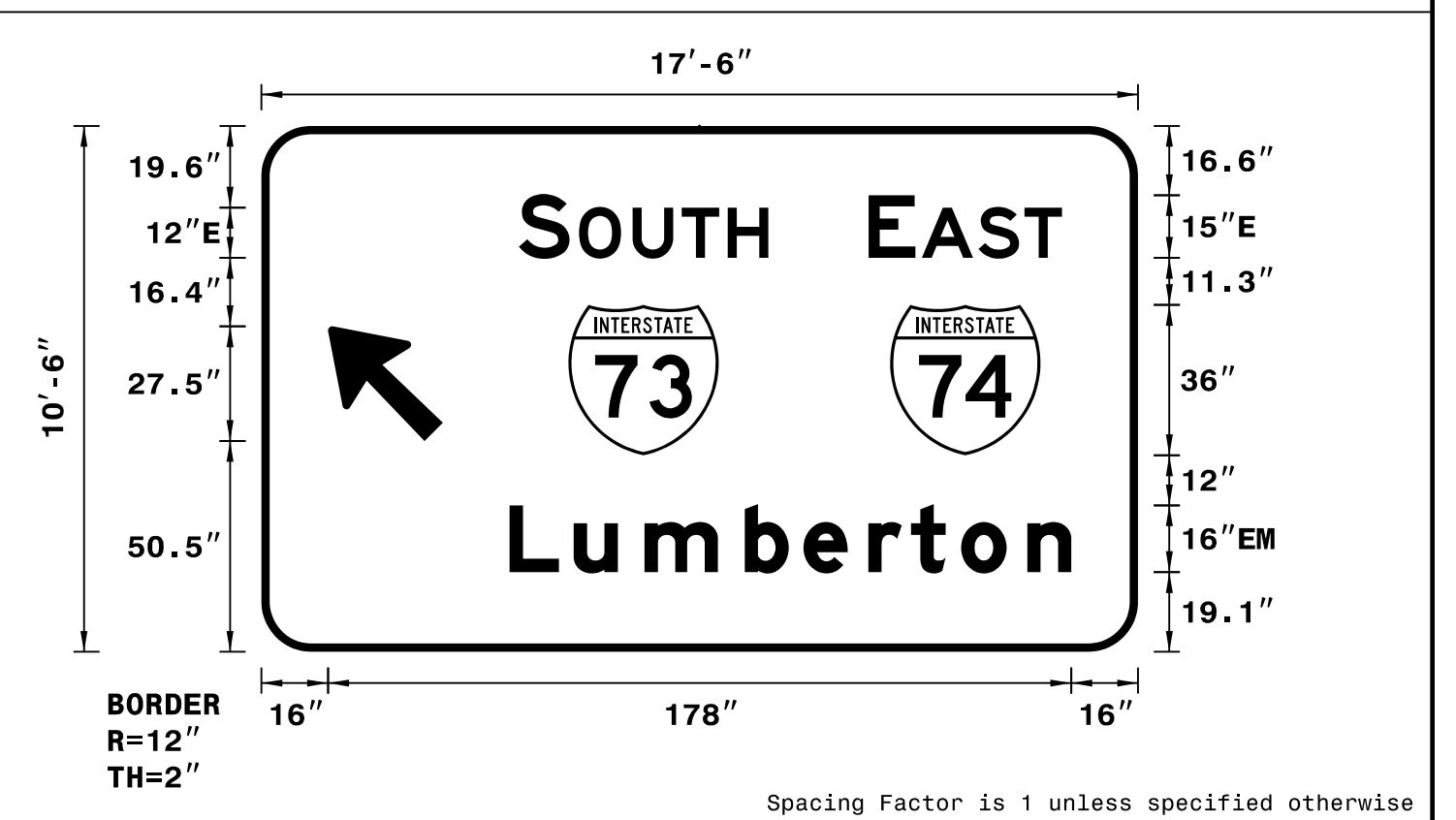
Letter spacings are to start of next letter

	W	E	S	T		Series/Size Text Length			
	70.1	15.9	2.2	10.7	11	9	19.1	E 2000 48.8	
		M	o	n	r	o	e	EM 2000 87	
	25.5	18.9	15.8	17	10.4	14.4	10.6	25.5	
		1		M	I	L	E		E 2000 52.6
	42.7	4.5	15	12	4.4	9.2	7.5	42.7	

SIGN NUMBER: 5B
 TYPE: A (OVHD)
 QUANTITY: 1
 SIGN WIDTH: 17'-6"
 HEIGHT: 10'-6"
 TOTAL AREA: 208.7 Sq.Ft.
 BORDER TYPE: FLUSH
 RECESS: 0"
 WIDTH: 2"
 RADII: 12"
 NO. Z BARS: 3
 LENGTH: 202.0

SYMBOL	X	Y	WID	HT
Type A Arrow	16	50.5	22.4	35.3
M1_1	73.5	47.1	36	36
M1_1	150.6	47.1	36	36

DESIGN BY: TRT
 PROJECT ID: R-3421B
 CHECKED BY: ADK/CAJ
 DIV: 08
 DATE: May 2019



- NOTES:
- Legend and border shall be direct applied Grade A reflective sheeting.
 - Arrow and shields shall be Grade A reflective sheeting on 0.032" aluminum and demountable.
 - Background shall be Grade C reflective sheeting.
 - Vertically center arrow on sign.


LETTER POSITIONS

Letter spacings are to start of next letter

	S	O	U	T	H		Series/Size Text Length					
	61.7	12.2	2.2	12.8	11.8	11	9.7	88.6	E 2000 59.8			
		E	A	S	T				E 2000 46.4			
	145.4	11.3	1.5	13.6	11	9	18.2		EM 2000 134.6			
		L	u	m	b	e	r	t	o	n		
	59.5	15.4	17	24	14.1	15.5	10.2	12	15.8	10.6	16	

APPROVED: *Andrew D. Klinbsick*
DocuSigned by:
 Andrew D. Klinbsick
 E3078FB459E44B

DATE: 7/5/2019



**DOCUMENT NOT CONSIDERED FINAL
 UNLESS ALL SIGNATURES COMPLETED**

SIGN NUMBER: 6A,7A,8A BACKG COLOR: Green
 TYPE: B (OVHD) COPY COLOR: White
 QUANTITY: 3

SYMBOL	X	Y	WID	HT

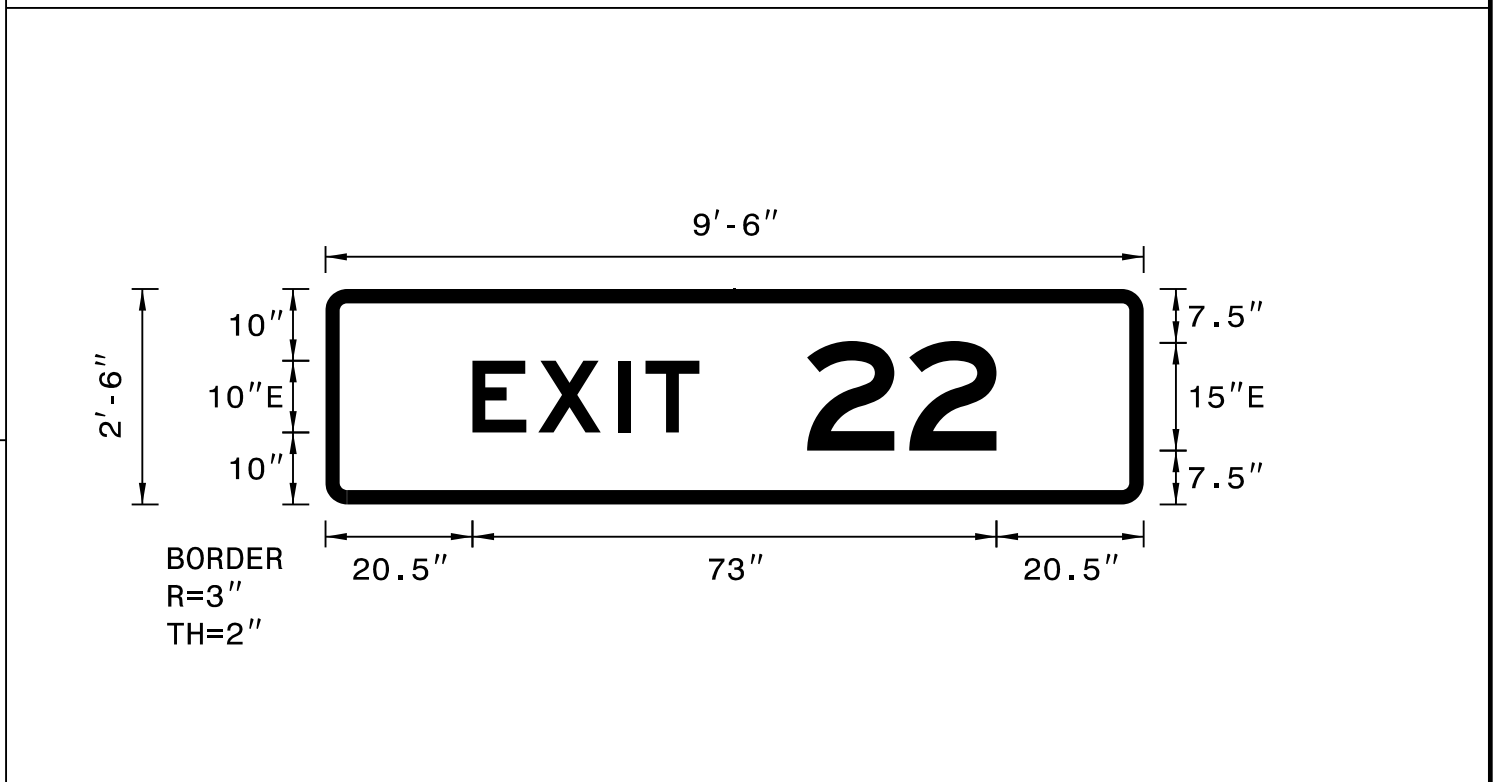
SIGN WIDTH: 9'-6"
 HEIGHT: 2'-6"
 TOTAL AREA: 23.8 Sq.Ft.

BORDER TYPE: FLUSH
 RECESS: 0"
 WIDTH: 2"
 RADII: 3"

MAT'L: 0.125" ALUMINUM

NO. Z BARS: 2
 LENGTH: 106.0

DESIGN BY: TRT CHECKED BY: ADK/CAJ
 PROJECT ID: R-3421B DIV: 08 DATE: May 2019



NOTES:
 1. Legend and border shall be direct applied Grade A reflective sheeting.
 2. Background shall be Grade C reflective sheeting.
 3. Use Attachment Method 1-R.

Spacing Factor is 1 unless specified otherwise
 Spacing Factor for "EXIT" is 1.2

LETTER POSITIONS

Letter spacings are to start of next letter

	E	X	I	T	Series/Size		
					Text Length		
	20.5	9.2	11.1	3.8	7.5	52.1	E 2000
							31.6
		2	2				E 2000
	67.1	14.3	12.2	20.5			26.4

SIGN NUMBER: 8B BACKG COLOR: Green
 TYPE: A (OVHD) COPY COLOR: White
 QUANTITY: 1

SYMBOL	X	Y	WID	HT
M1_4	32.9	72.4	45	36

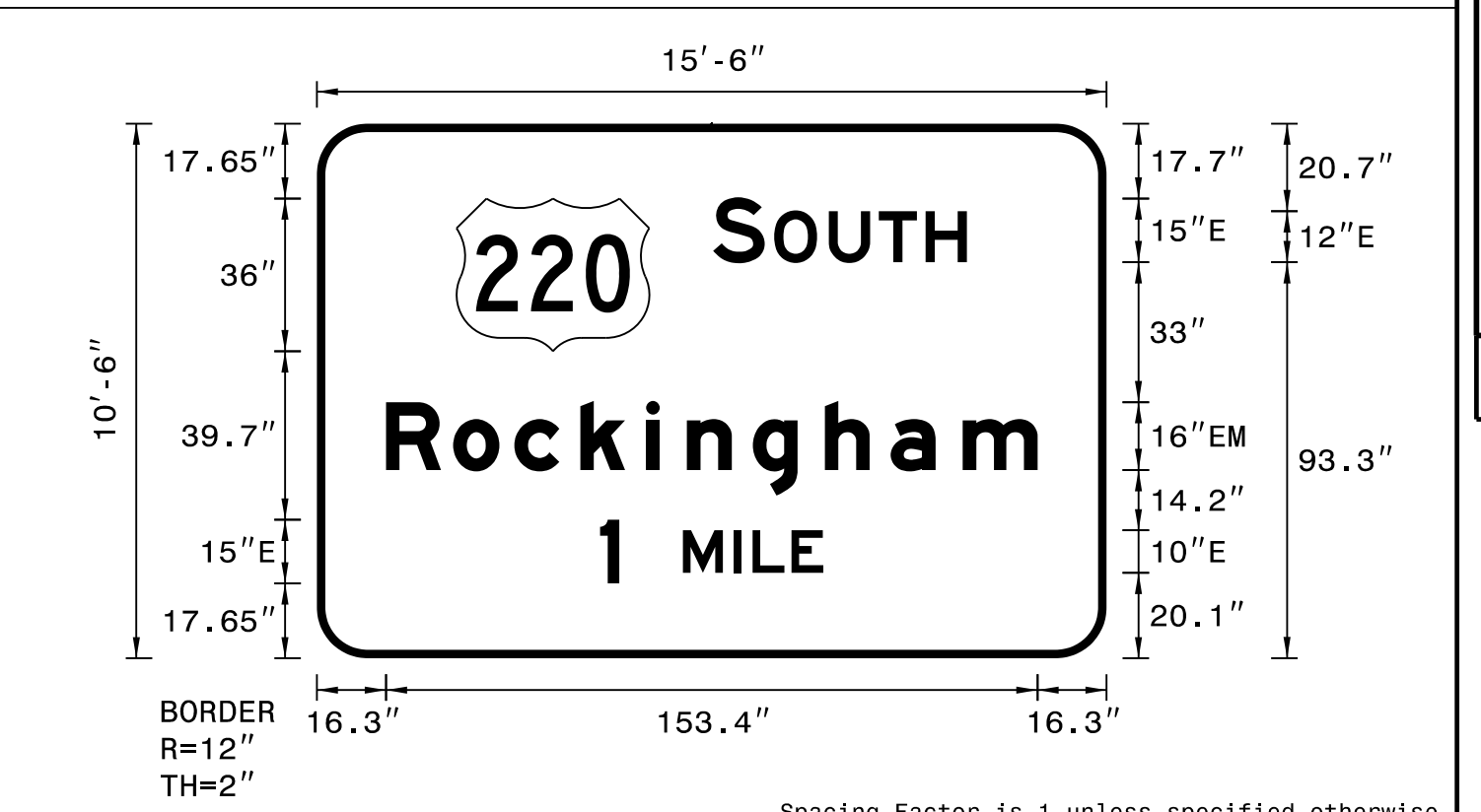
SIGN WIDTH: 15'-6"
 HEIGHT: 10'-6"
 TOTAL AREA: 162.8 Sq.Ft.

BORDER TYPE: FLUSH
 RECESS: 0"
 WIDTH: 2"
 RADII: 12"

MAT'L: 0.125" ALUMINUM

NO. Z BARS: 3
 LENGTH: 178.0

DESIGN BY: TRT CHECKED BY: ADK/CAJ
 PROJECT ID: R-3421B DIV: 08 DATE: May 2019



NOTES:
 1. Legend and border shall be direct applied Grade A reflective sheeting.
 2. Shield shall be Grade A reflective sheeting on 0.032" aluminum and demountable.
 3. Background shall be Grade C reflective sheeting.

Spacing Factor is 1 unless specified otherwise

LETTER POSITIONS

Letter spacings are to start of next letter

	S	O	U	T	H	Series/Size							
						Text Length							
	93.3	12.2	2.2	12.8	11.8	11	9.7	32.9	E 2000				
									59.8				
		R	o	c	k	i	n	g	h	a	m	EM 2000	
	16.3	15.8	14.4	15.5	15.5	9.6	15.5	17	15.5	17	17.6	16.3	153.4
		1	M	I	L	E							E 2000
	66.7	4.5	15	12	4.4	9.2	7.5	66.7					52.6

SIGN NUMBER: 9 BACKG COLOR: Green
 TYPE: A (OVHD) COPY COLOR: White
 QUANTITY: 1

SYMBOL	X	Y	WID	HT
M1_1	26.9	48.2	36	36
M1_1	96	48.2	36	36
M1_4	160.6	48.2	45	36

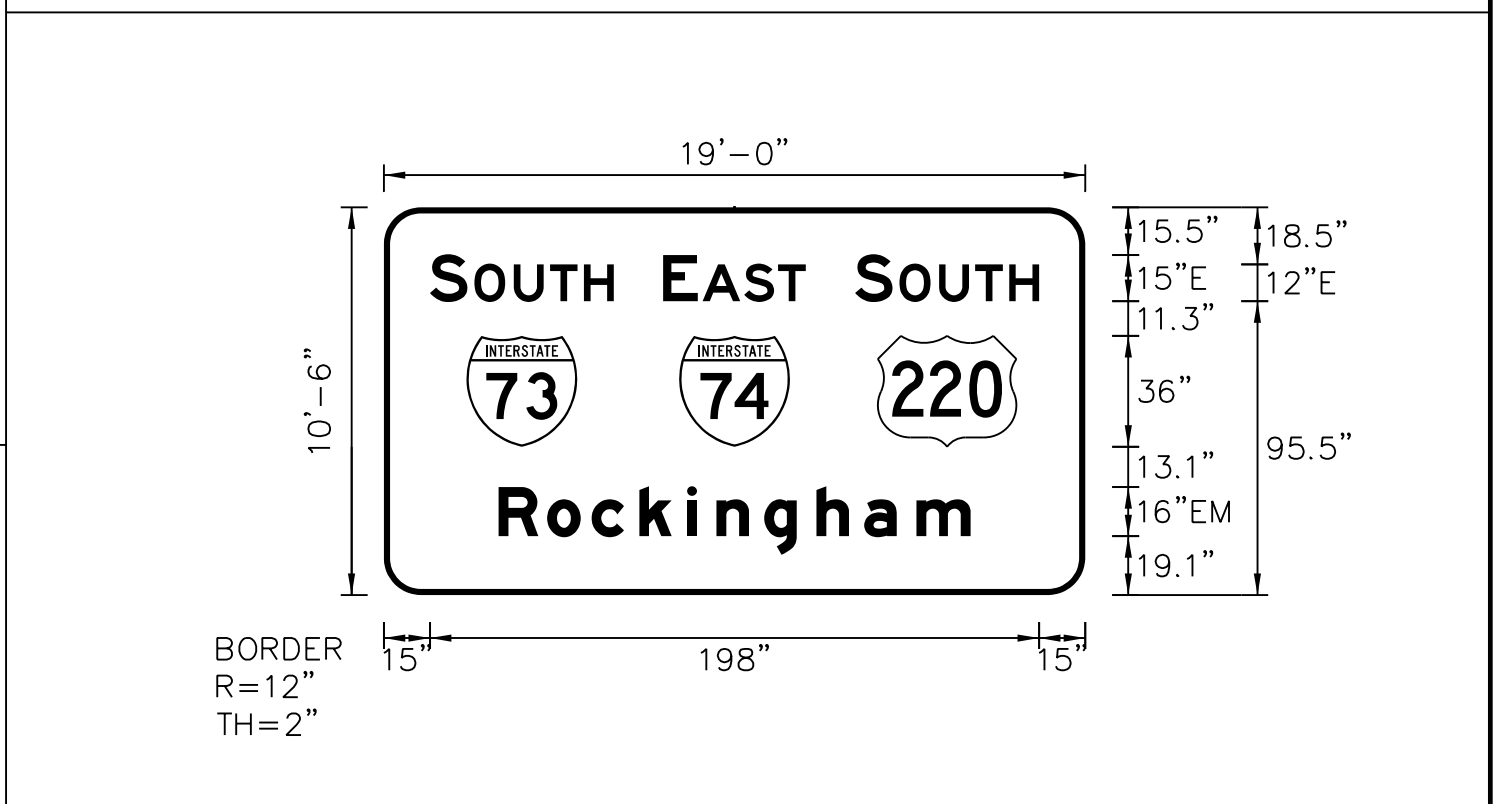
SIGN WIDTH: 19'-0"
 HEIGHT: 10'-6"
 TOTAL AREA: 199.5 Sq.Ft.

BORDER TYPE: FLUSH
 RECESS: 0"
 WIDTH: 2"
 RADII: 12"

MAT'L: 0.125" ALUMINUM

NO. Z BARS: 3
 LENGTH: 220.0

DESIGN BY: TRT CHECKED BY: ADK/CAJ
 PROJECT ID: R-3421B DIV: 08 DATE: May 2019



NOTES:
 1. Legend and border shall be direct applied Grade A reflective sheeting.
 2. Arrows and shields shall be Grade A reflective sheeting on 0.032" aluminum and demountable.
 3. Background shall be Grade C reflective sheeting.

Spacing Factor is 1 unless specified otherwise


LETTER POSITIONS

Letter spacings are to start of next letter

	S	O	U	T	H	Series/Size							
						Text Length							
	15	12.2	2.2	12.8	11.8	11	9.7	153.2	E 2000				
									59.8				
		E	A	S	T				E 2000				
	90.8	11.3	1.5	13.6	11	9	90.8		46.4				
		S	O	U	T	H			E 2000				
	153.2	12.2	2.2	12.8	11.8	11	9.7	15	59.8				
		R	o	c	k	i	n	g	h	a	m	EM 2000	
	37.3	15.8	14.4	15.5	15.5	9.6	15.5	17	15.5	17	17.6	37.3	153.4

APPROVED: *Andrew D. Klinbsick*
E3078FB459E44B

DATE: 7/5/2019



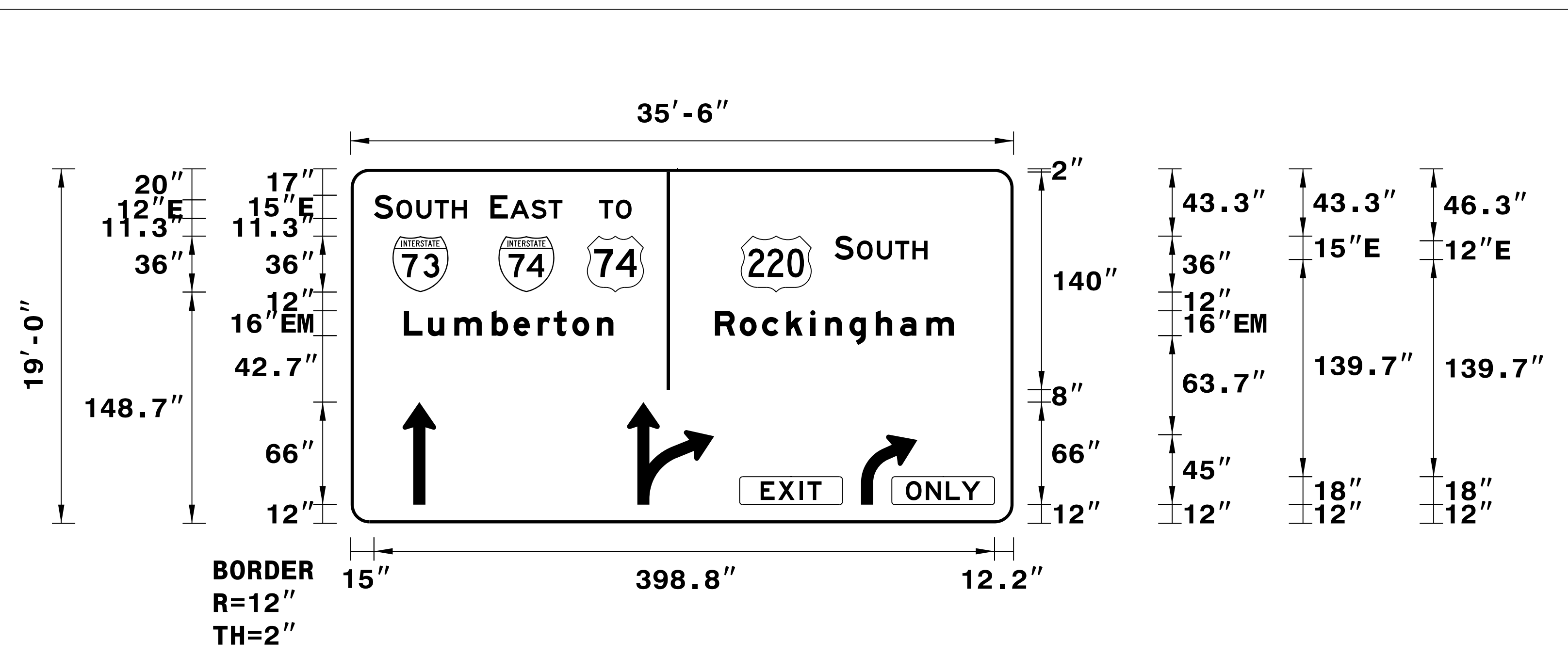
DOCUMENT NOT CONSIDERED FINAL
 UNLESS ALL SIGNATURES COMPLETED

SIGN NUMBER: 6B **BACKG COLOR:** Green
TYPE: A (OVHD) **COPY COLOR:** White
QUANTITY: 1

SYMBOL	X	Y	WID	HT
M1_1	26.9	148.7	36	36
M1_1	95	148.7	36	36
M1_4	152.1	148.7	36	36
M1_4	251	148.7	45	36
Through	33.3	12	21.6	66
Through Right	177.6	12	56	66
Right	328	12	36.2	45
EXIT	250	12	54	18
ONLY	356.3	12	54	18
VERTICAL BAR	203.1	86	2	140

TOTAL AREA: 674.5 Sq.Ft.
BORDER TYPE: FLUSH
RECESS: 0"
WIDTH: 2"
RADII: 12"
NO. Z BARS: 6
LENGTH: 418.0
MAT'L: 0.125" ALUMINUM

DESIGN BY: TRT **CHECKED BY:** ADK/CAJ
PROJECT ID: R-3421B **DIV:** 08 **DATE:** May 2019



Spacing Factor is 1 unless specified otherwise

- NOTES:**
- Legend and border shall be direct applied Grade A reflective sheeting.
 - Arrows and shields shall be Grade A reflective sheeting on 0.032" aluminum and demountable.
 - Background shall be Grade C reflective sheeting.

LETTER POSITIONS

Letter spacings are to start of next letter															Series/Size	
															Text Length	
	S	O	U	T	H											E 2000
20.3	12.2	2.2	12.8	11.8	11	9.7	351.2									59.8
	E	A	S	T												E 2000
89.8	11.3	1.5	13.6	11	9	289.9										46.4
	T	O														E 2000
159.8	10.7	10.1	245.5													20.8
	S	O	U	T	H											E 2000
311	12.2	2.2	12.8	11.8	11	9.7	55.2									59.8
	L	u	m	b	e	r	t	o	n							EM 2000
34.3	15.4	17	24	14.1	15.5	10.2	12	15.8	10.6	257.2						134.6
	R	o	c	k	i	n	g	h	a	m						EM 2000
234.2	15.8	14.4	15.5	15.5	9.6	15.5	17	15.5	17	17.6	38.4					153.4

APPROVED: *Andrew D. Klinbsick*
ES078FB459E44B

DATE: 7/5/2019



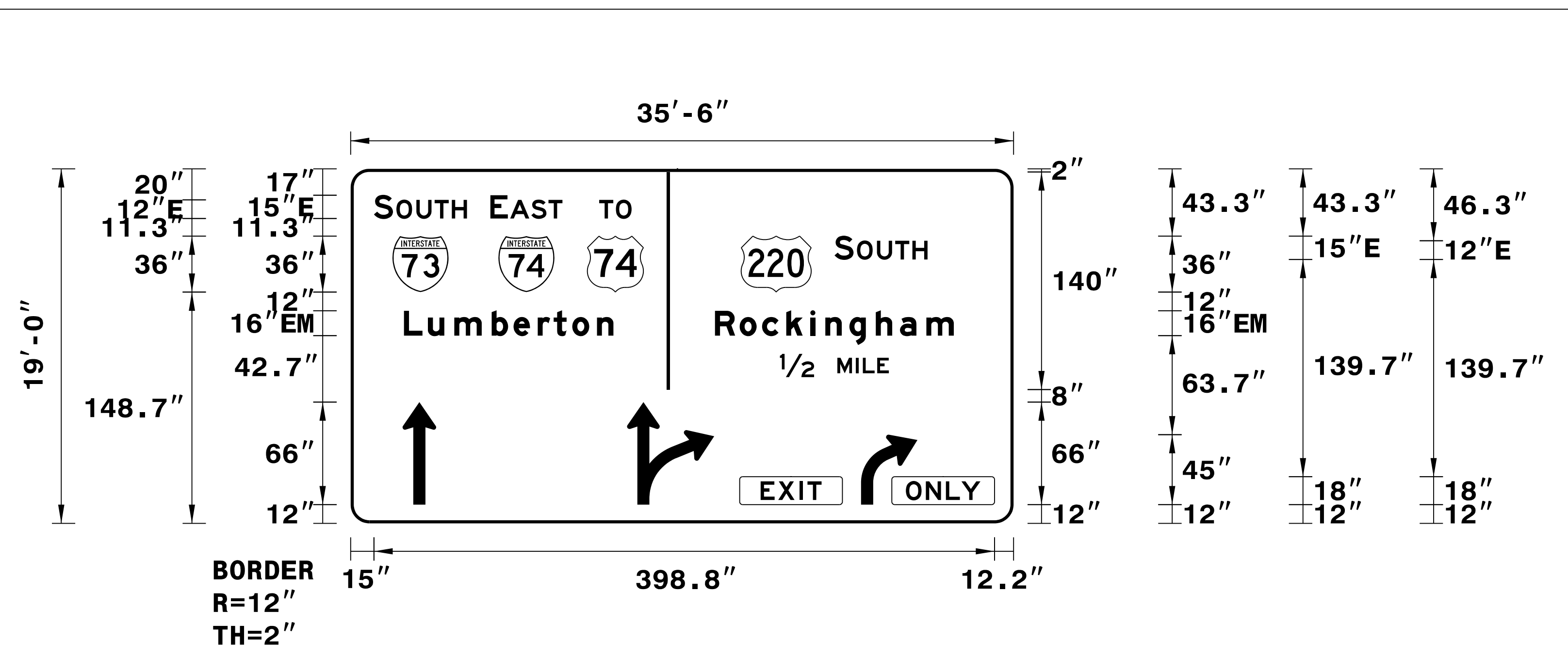
DOCUMENT NOT CONSIDERED FINAL
UNLESS ALL SIGNATURES COMPLETED

SIGN NUMBER: 7B **BACKG COLOR:** Green
TYPE: A (OVHD) **COPY COLOR:** White
QUANTITY: 1

SYMBOL	X	Y	WID	HT
M1_1	26.9	148.7	36	36
M1_1	95	148.7	36	36
M1_4	152.1	148.7	36	36
M1_4	251	148.7	45	36
Through	33.3	12	21.6	66
Through Right	177.6	12	56	66
Right	328	12	36.2	45
EXIT	250	12	54	18
ONLY	356.3	12	54	18
VERTICAL BAR	203.1	86	2	140

TOTAL AREA: 674.5 Sq.Ft.
BORDER TYPE: FLUSH
RECESS: 0"
WIDTH: 2"
RADII: 12"
NO. Z BARS: 6
LENGTH: 418.0
MAT'L: 0.125" ALUMINUM

DESIGN BY: TRT **CHECKED BY:** ADK/CAJ
PROJECT ID: R-3421B **DIV:** 08 **DATE:** May 2019




Spacing Factor is 1 unless specified otherwise

- NOTES:**
- Legend and border shall be direct applied Grade A reflective sheeting.
 - Arrows and shields shall be Grade A reflective sheeting on 0.032" aluminum and demountable.
 - Background shall be Grade C reflective sheeting.

LETTER POSITIONS

Letter spacings are to start of next letter															Series/Size	
															Text Length	
	S	O	U	T	H											E 2000
20.3	12.2	2.2	12.8	11.8	11	9.7	351.2									59.8
	E	A	S	T												E 2000
89.8	11.3	1.5	13.6	11	9	289.9										46.4
	T	O														E 2000
159.8	10.7	10.1	245.5													20.8
	S	O	U	T	H											E 2000
311	12.2	2.2	12.8	11.8	11	9.7	55.2									59.8
	L	u	m	b	e	r	t	o	n							EM 2000
34.3	15.4	17	24	14.1	15.5	10.2	12	15.8	10.6	257.2						134.6
	R	o	c	k	i	n	g	h	a	m						EM 2000
234.2	15.8	14.4	15.5	15.5	9.6	15.5	17	15.5	17	17.6	38.4					153.4
	1/2	M	I	L	E											E 2000
275.8	22	15	12	4.4	9.2	7.5	80.1									70.1

APPROVED: *Andrew D. Klimbsch*
ES078FB459E44B
 DATE: 7/5/2019



DOCUMENT NOT CONSIDERED FINAL
 UNLESS ALL SIGNATURES COMPLETED

SIGN NUMBER: 101,108 BACKG COLOR: Green
 TYPE: A COPY COLOR: White
 QUANTITY: 2

SYMBOL	X	Y	WID	HT
M1_1	28.1	11.7	36	36
M1_1	97.5	11.7	36	36

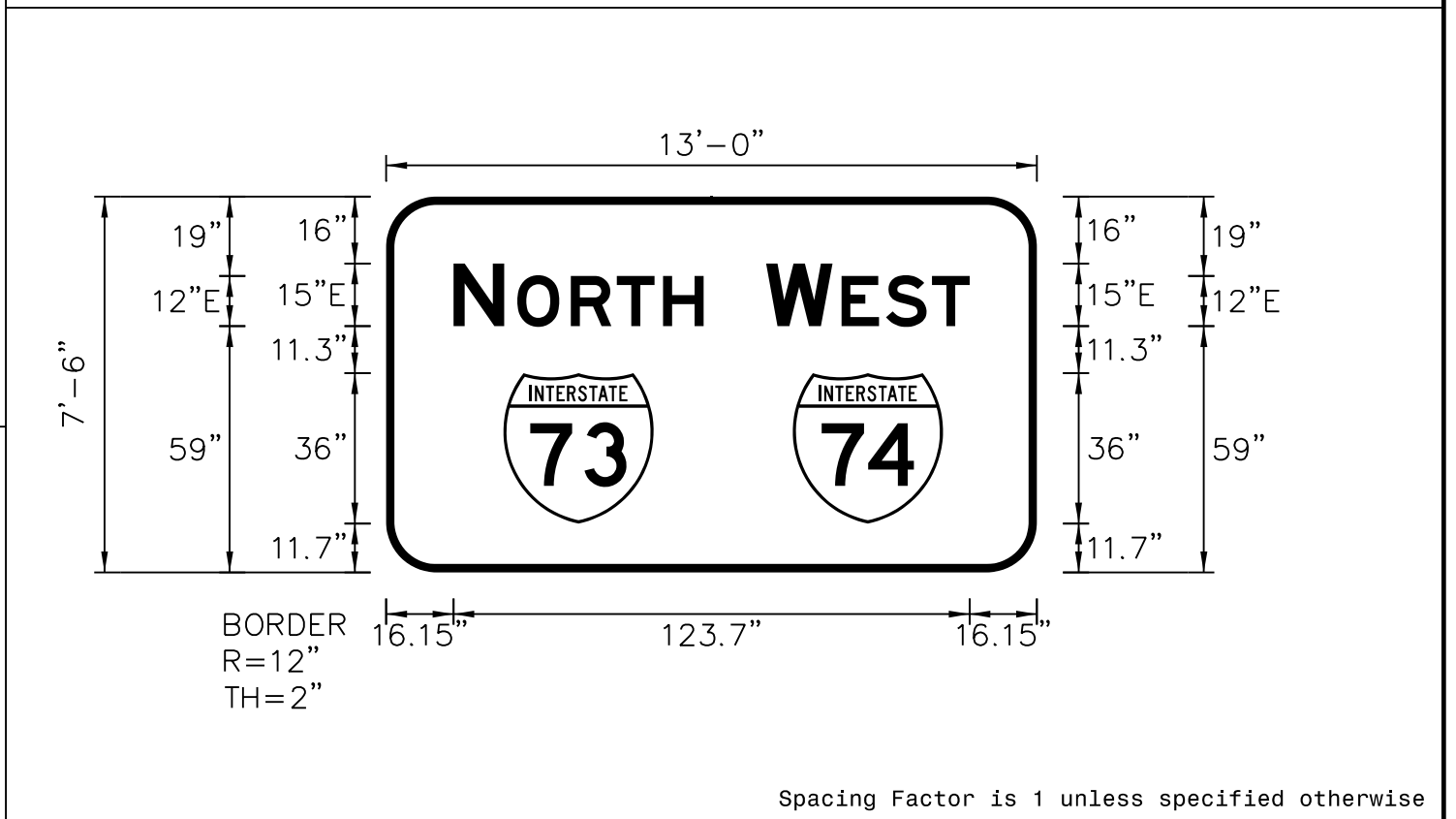
SIGN WIDTH: 13'-0"
 HEIGHT: 7'-6"
 TOTAL AREA: 97.5 Sq.Ft.

BORDER TYPE: FLUSH
 RECESS: 0"
 WIDTH: 2"
 RADII: 12"

MAT'L: 0.125" ALUMINUM

NO. Z BARS: 3
 LENGTH: 148.0

DESIGN BY: TRT CHECKED BY: TRT/ADK
 PROJECT ID: R-3421B DIV: 08 DATE: May 2019



NOTES:
 1. Legend and border shall be direct applied Grade C reflective sheeting.
 2. Shields shall be Grade C reflective sheeting on 0.032" aluminum and demountable.
 3. Background shall be Grade C reflective sheeting.

LETTER POSITIONS

Letter spacings are to start of next letter

	N	O	R	T	H	Series/Size	Text Length			
	16.1	12.2	3.1	12.8	11	11	9.7	79.9	E 2000	59.9
		W	E	S	T				E 2000	48.8
	91.1	15.9	2.2	10.7	11	9	16.1			

SIGN NUMBER: 102A BACKG COLOR: Green
 TYPE: A COPY COLOR: White
 QUANTITY: 1

SYMBOL	X	Y	WID	HT

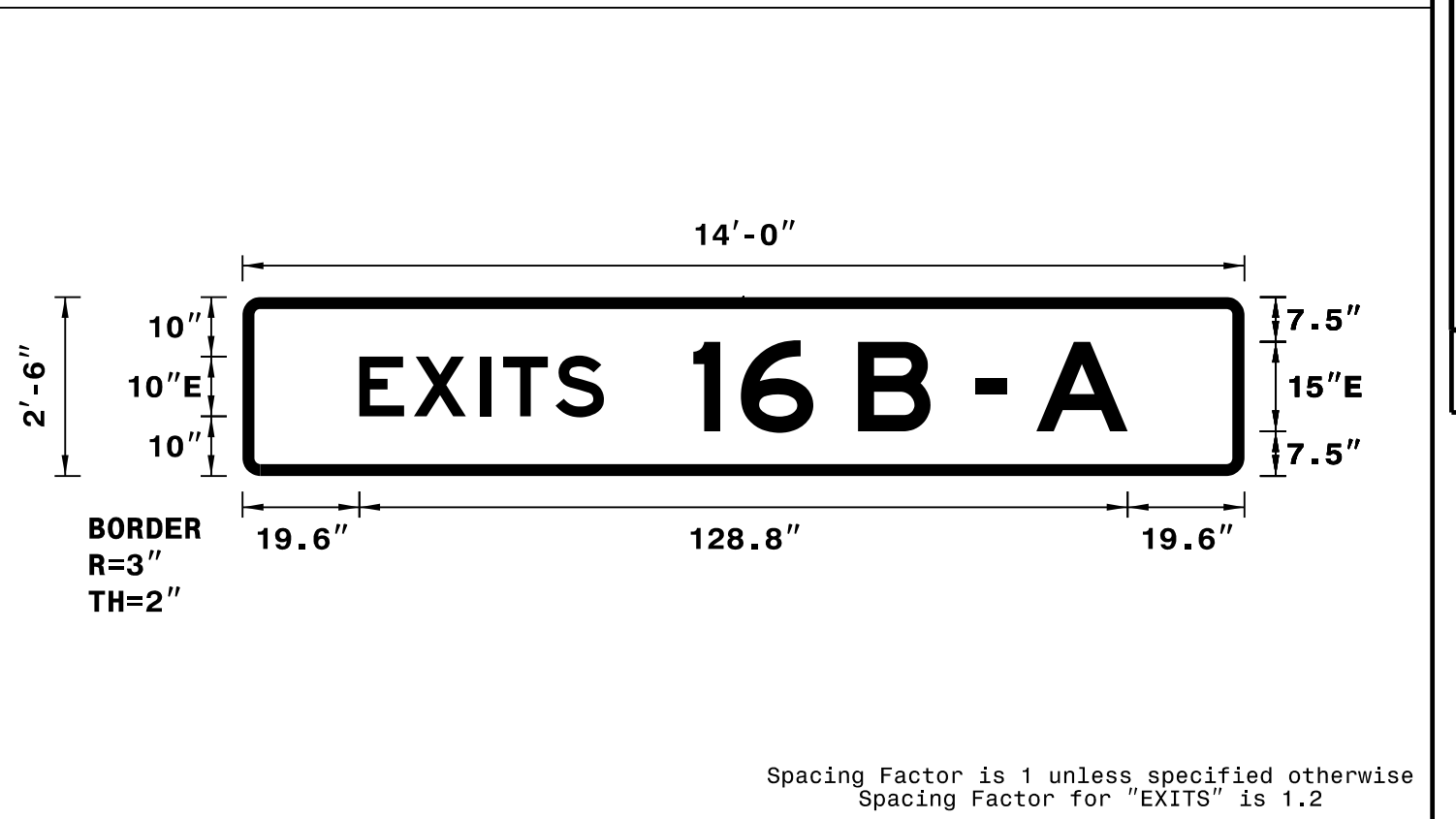
SIGN WIDTH: 14'-0"
 HEIGHT: 2'-6"
 TOTAL AREA: 35.0 Sq.Ft.

BORDER TYPE: FLUSH
 RECESS: 0"
 WIDTH: 2"
 RADII: 3"

MAT'L: 0.125" ALUMINUM

NO. Z BARS: 2
 LENGTH: 160.0

DESIGN BY: ADK CHECKED BY: ADK/CAJ
 PROJECT ID: R-3421B DIV: 08 DATE: May 2019



NOTES:
 1. Legend and border shall be direct applied Grade C reflective sheeting.
 2. Background shall be Grade C reflective sheeting.

LETTER POSITIONS

Letter spacings are to start of next letter

	E	X	I	T	S	Series/Size	Text Length			
	19.6	9.2	11.1	3.8	8.8	8.1	107.4	E 2000	41	
		1	6	B	-	A		E 2000	72.8	
	75.6	8	12.2	7.5	12.2	7.5	5.3	5	15.3	19.6

SIGN NUMBER: 102B BACKG COLOR: Green
 TYPE: A COPY COLOR: White
 QUANTITY: 1

SYMBOL	X	Y	WID	HT
M1_4	23.9	98.5	36	36
M1_4	107.4	98.5	36	36

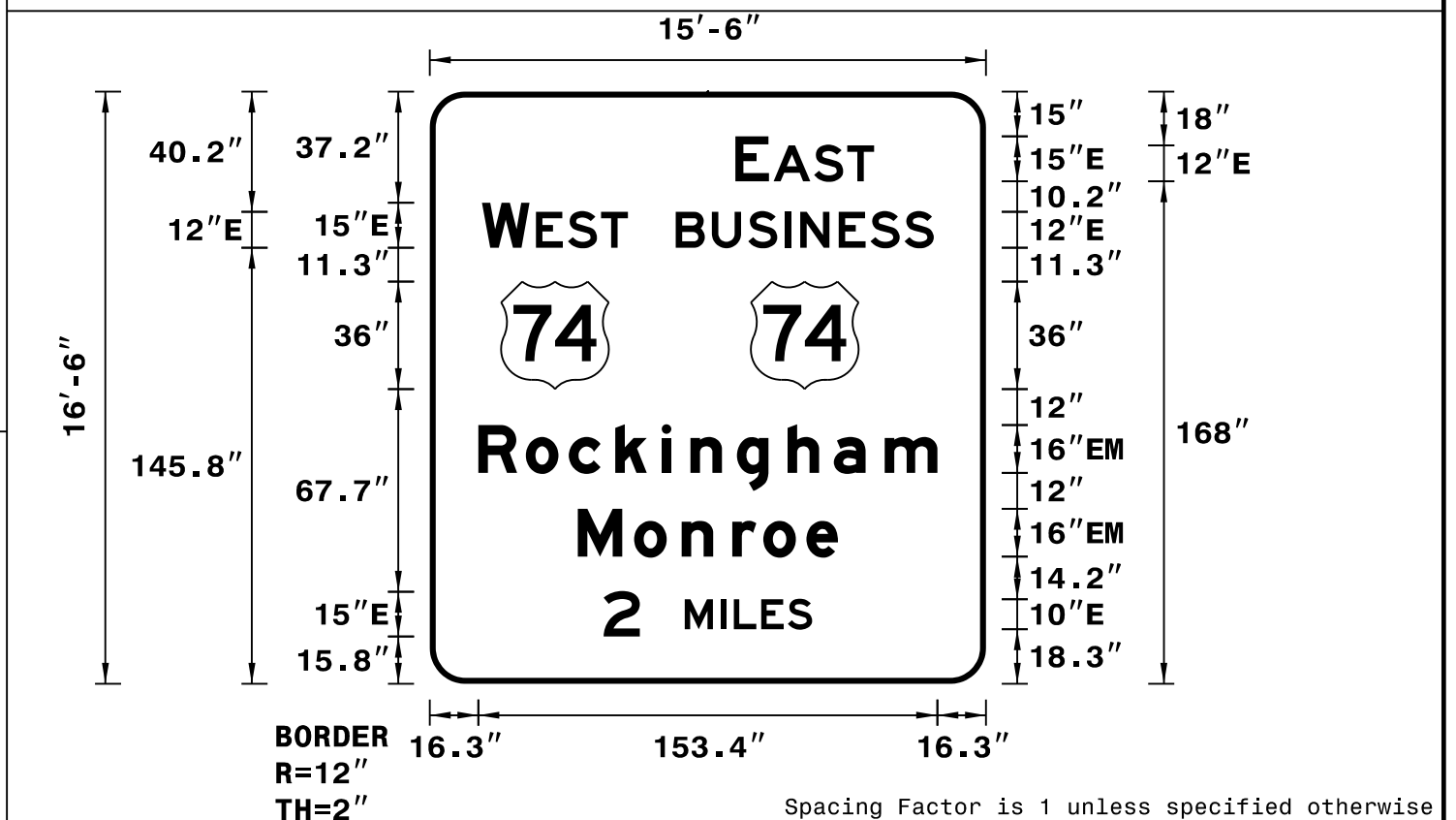
SIGN WIDTH: 15'-6"
 HEIGHT: 16'-6"
 TOTAL AREA: 255.8 Sq.Ft.

BORDER TYPE: FLUSH
 RECESS: 0"
 WIDTH: 2"
 RADII: 12"

MAT'L: 0.125" ALUMINUM

NO. Z BARS: 6
 LENGTH: 178.0

DESIGN BY: TRT CHECKED BY: ADK/CAJ
 PROJECT ID: R-3421B DIV: 08 DATE: May 2019



NOTES:
 1. Legend and border shall be direct applied Grade C reflective sheeting.
 2. Shields shall be Grade C reflective sheeting on 0.032" aluminum and demountable.
 3. Background shall be Grade C reflective sheeting.

LETTER POSITIONS

Letter spacings are to start of next letter

	E	A	S	T	Series/Size	Text Length					
	102.2	11.3	1.5	13.6	11	9	37.4	E 2000	46.4		
		W	E	S	T			E 2000	48.8		
	17.5	15.9	2.2	10.7	11	9	119.8				
	82.3	12.1	12.1	12.1	5.3	12.8	10.7	11.4	9.7	17.5	
	16.3	15.8	14.4	15.5	15.5	9.6	15.5	17	17.6	16.3	
	49.5	18.9	15.8	17	10.4	14.4	10.6	49.5	EM 2000	87	
	58.1	12.2	15	12	4.4	9.2	8.9	8.1	58.1	E 2000	69.8

SIGN NUMBER: 103A,104A,105A, BACKG COLOR: Green
 TYPE: B 109A,111A,113A COPY COLOR: White
 QUANTITY: 6

SYMBOL	X	Y	WID	HT

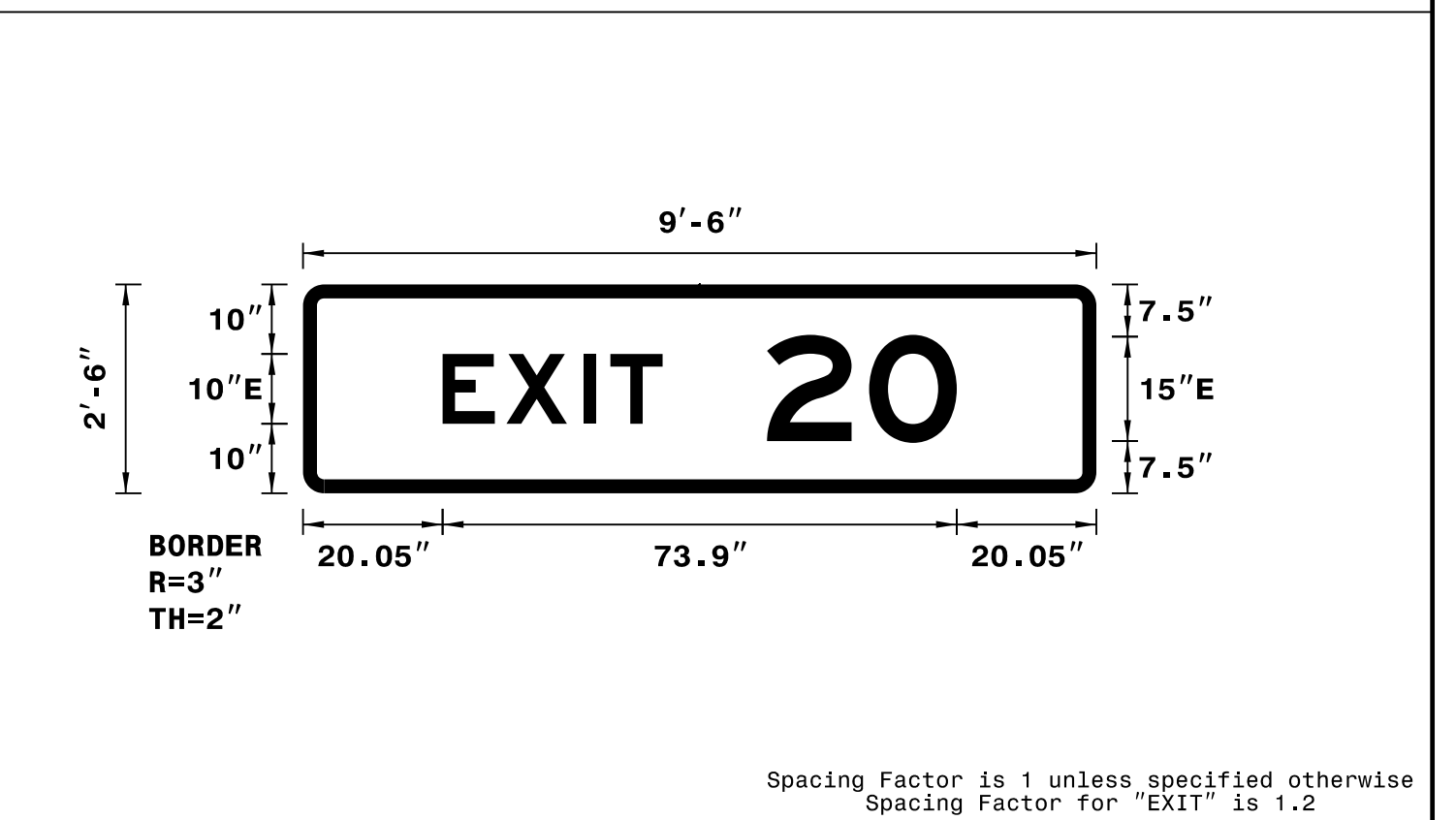
SIGN WIDTH: 9'-6"
 HEIGHT: 2'-6"
 TOTAL AREA: 23.8 Sq.Ft.

BORDER TYPE: FLUSH
 RECESS: 0"
 WIDTH: 2"
 RADII: 3"

MAT'L: 0.125" ALUMINUM

NO. Z BARS: 2
 LENGTH: 106.0

DESIGN BY: TRT CHECKED BY: ADK/CAJ
 PROJECT ID: R-3421B DIV: 08 DATE: May 2019




NOTES:
 1. Legend and border shall be direct applied Grade C reflective sheeting.
 2. Background shall be Grade C reflective sheeting.
 3. Use Attachment Method 1-R.

LETTER POSITIONS

Letter spacings are to start of next letter

	E	X	I	T	Series/Size	Text Length			
	20	9.2	11.1	3.8	7.5	51.6	E 2000	31.6	
		2	0					E 2000	27.3
	66.7	14.7	12.6	20					

APPROVED: *Andrew D. Klimbick*
ES078FB459E44B
 DATE: 7/5/2019



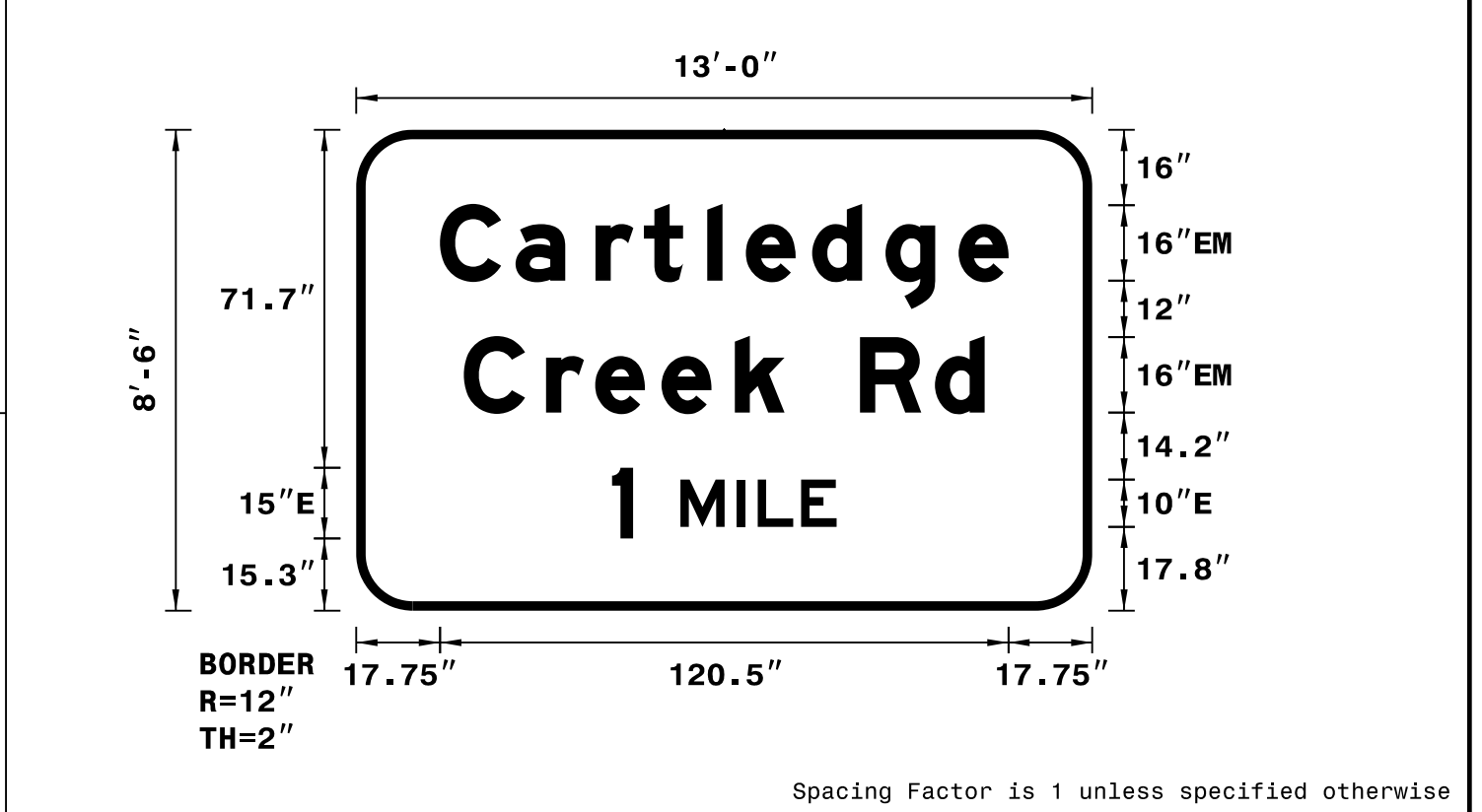
**DOCUMENT NOT CONSIDERED FINAL
UNLESS ALL SIGNATURES COMPLETED**

SIGN NUMBER: 103B,113B BACKG COLOR: Green
 TYPE: A COPY COLOR: White
 QUANTITY: 2

SYMBOL	X	Y	WID	HT

SIGN WIDTH: 13'-0"
 HEIGHT: 8'-6"
 TOTAL AREA: 110.5 Sq.Ft.
 BORDER TYPE: FLUSH
 RECESS: 0"
 WIDTH: 2"
 RADII: 12"
 MAT'L: 0.125" ALUMINUM
 NO. Z BARS: 3
 LENGTH: 148.0

DESIGN BY: TRT CHECKED BY: ADK/CAJ
 PROJECT ID: R-3421B DIV: 08 DATE: May 2019



NOTES:
 1. Legend and border shall be direct applied Grade C reflective sheeting.
 2. Background shall be Grade C reflective sheeting.

LETTER POSITIONS

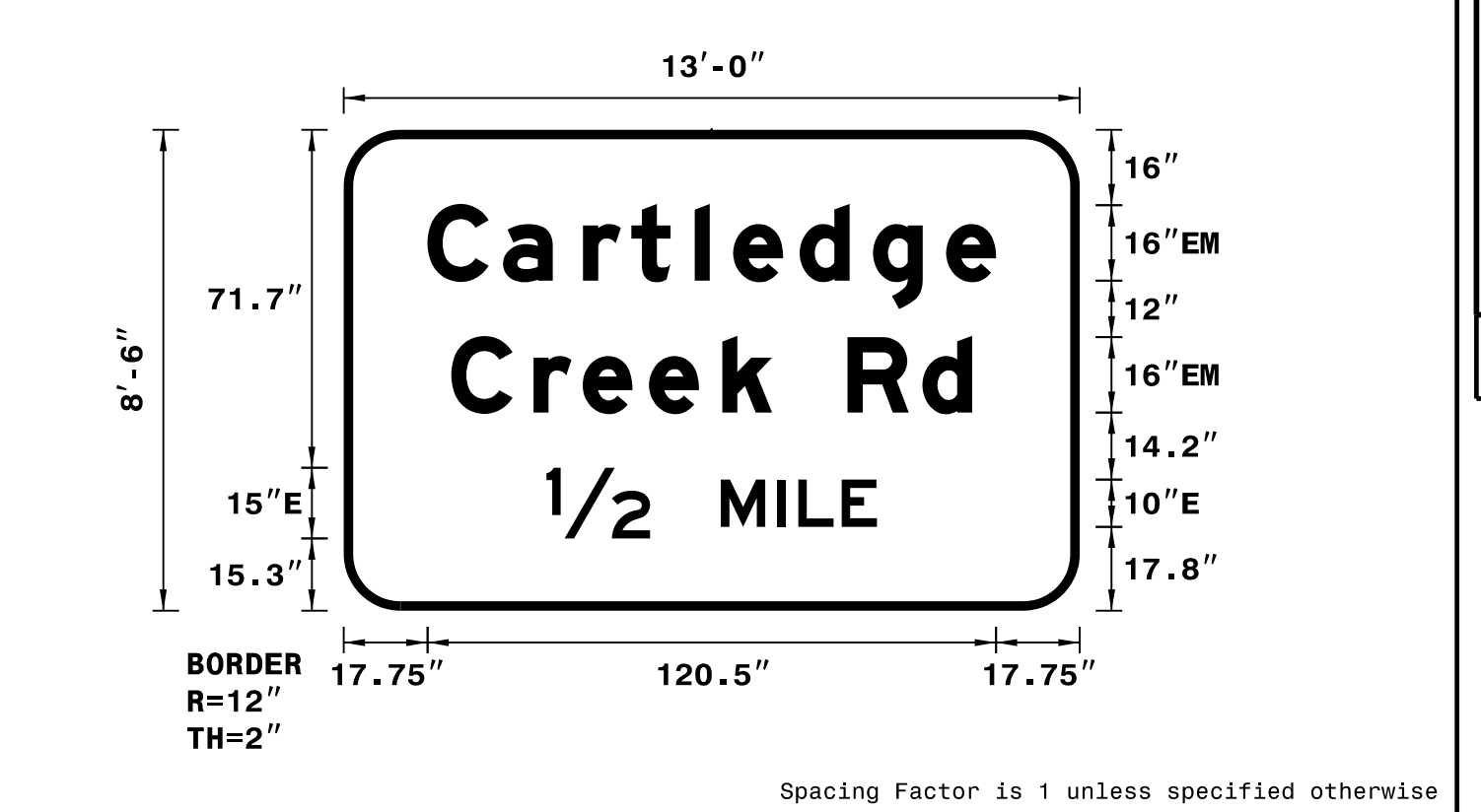
Letter spacings are to start of next letter													Series/Size
													Text Length
17.8	16	17	10.2	13.4	8.2	14.1	15.5	15.5	10.6	17.8			EM 2000
													120.5
22.8	17.4	10.4	14.1	15.5	10.6	16	15.8	10.6	22.8				EM 2000
													110.4
													E 2000
54.2	4.5	10	12	4.4	9.2	7.5	54.2						47.6

SIGN NUMBER: 104B,111B BACKG COLOR: Green
 TYPE: A COPY COLOR: White
 QUANTITY: 2

SYMBOL	X	Y	WID	HT

SIGN WIDTH: 13'-0"
 HEIGHT: 8'-6"
 TOTAL AREA: 110.5 Sq.Ft.
 BORDER TYPE: FLUSH
 RECESS: 0"
 WIDTH: 2"
 RADII: 12"
 MAT'L: 0.125" ALUMINUM
 NO. Z BARS: 3
 LENGTH: 148.0

DESIGN BY: TRT CHECKED BY: ADK/CAJ
 PROJECT ID: R-3421B DIV: 08 DATE: May 2019



NOTES:
 1. Legend and border shall be direct applied Grade C reflective sheeting.
 2. Background shall be Grade C reflective sheeting.

LETTER POSITIONS

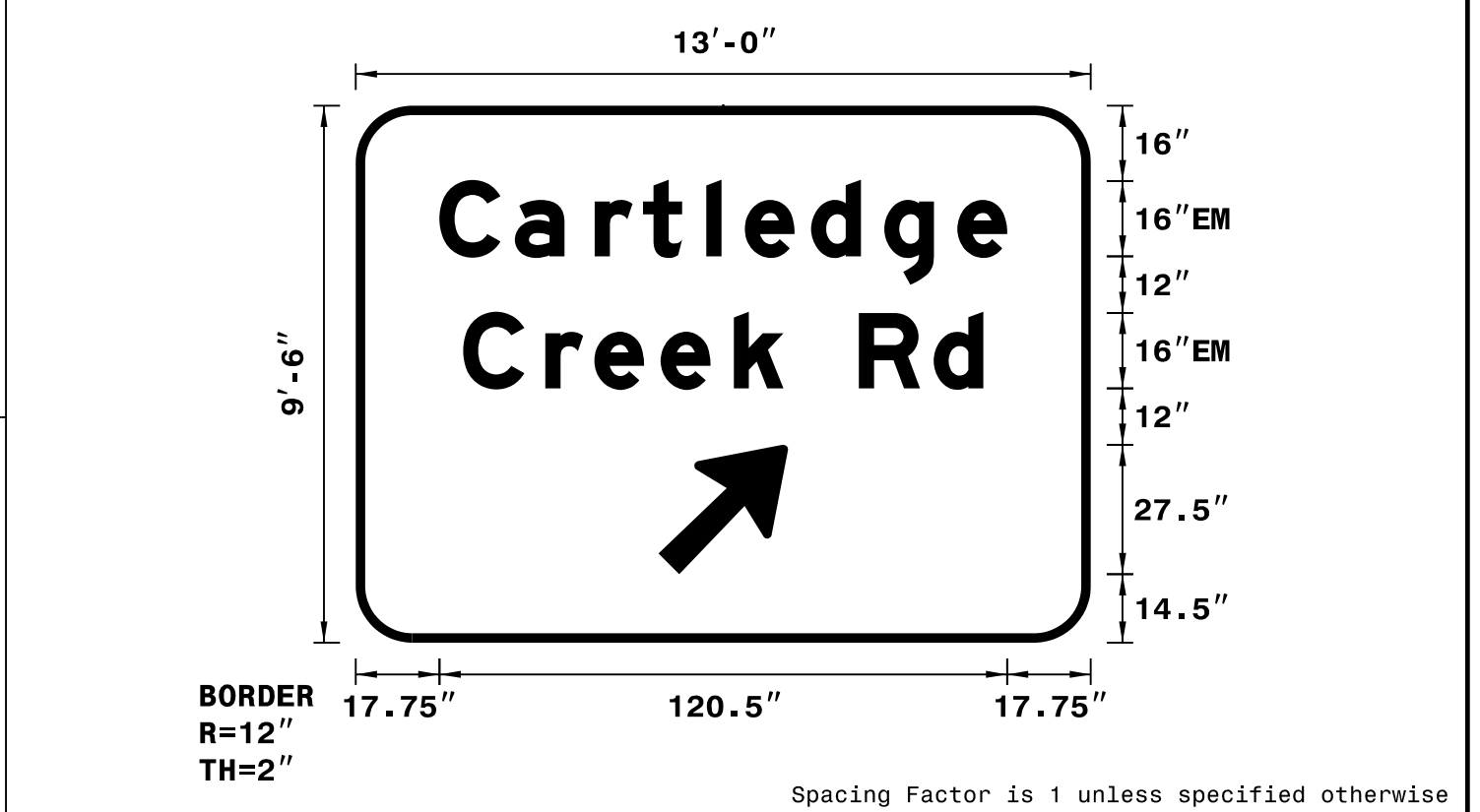
Letter spacings are to start of next letter													Series/Size
													Text Length
17.8	16	17	10.2	13.4	8.2	14.1	15.5	15.5	10.6	17.8			EM 2000
													120.5
22.8	17.4	10.4	14.1	15.5	10.6	16	15.8	10.6	22.8				EM 2000
													110.4
													E 2000
													70.1

SIGN NUMBER: 105B,109B BACKG COLOR: Green
 TYPE: A COPY COLOR: White
 QUANTITY: 2

SYMBOL	X	Y	WID	HT
Type A Arrow	64.3	14.5	22.3	35

SIGN WIDTH: 13'-0"
 HEIGHT: 9'-6"
 TOTAL AREA: 123.5 Sq.Ft.
 BORDER TYPE: FLUSH
 RECESS: 0"
 WIDTH: 2"
 RADII: 12"
 MAT'L: 0.125" ALUMINUM
 NO. Z BARS: 3
 LENGTH: 148.0

DESIGN BY: TRT CHECKED BY: ADK/CAJ
 PROJECT ID: R-3421B DIV: 08 DATE: May 2019



NOTES:
 1. Legend and border shall be direct applied Grade C reflective sheeting.
 2. Arrow shall be Grade C reflective sheeting on 0.032" aluminum and demountable.
 3. Background shall be Grade C reflective sheeting.

LETTER POSITIONS

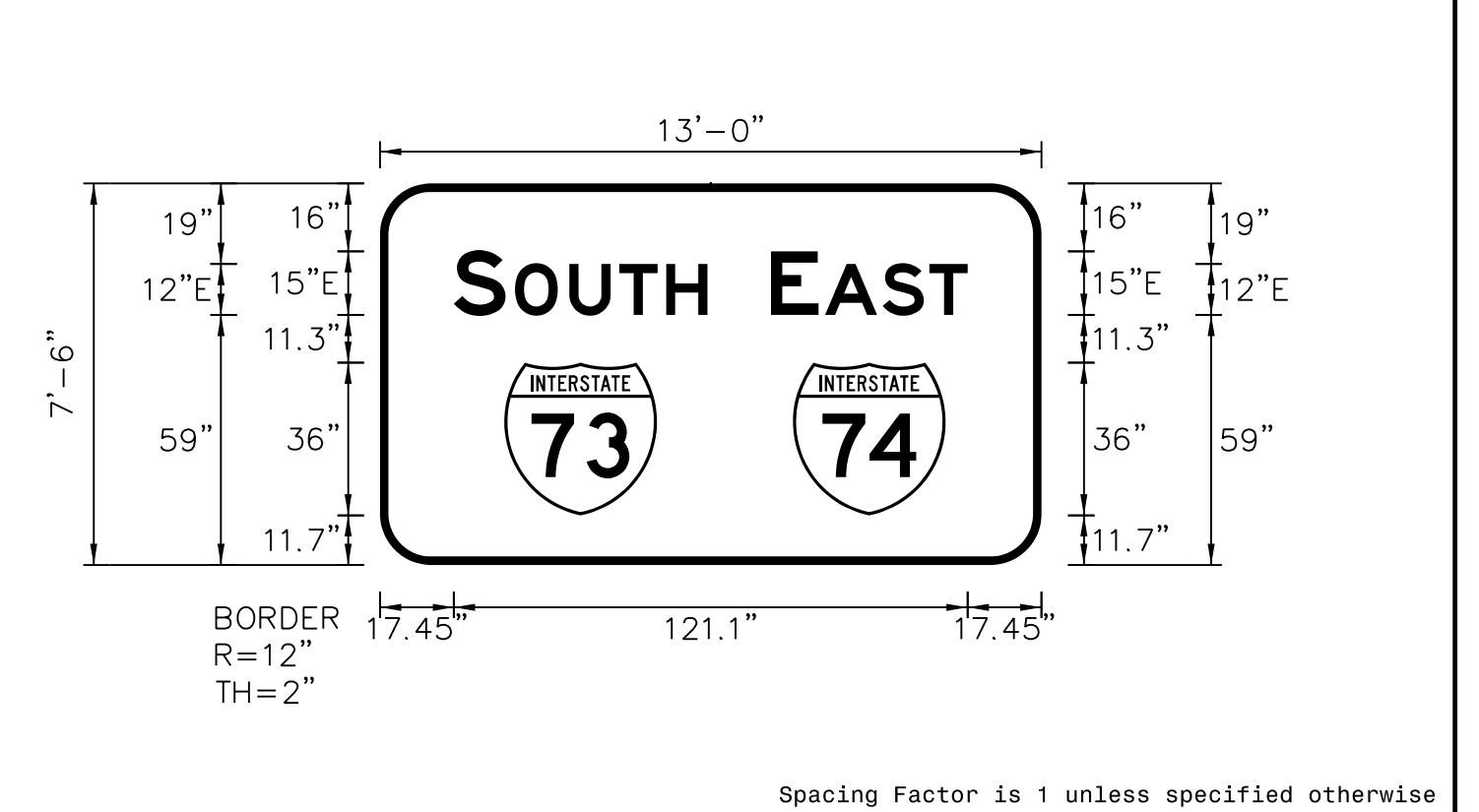
Letter spacings are to start of next letter													Series/Size
													Text Length
17.8	16	17	10.2	13.4	8.2	14.1	15.5	15.5	10.6	17.8			EM 2000
													120.5
22.8	17.4	10.4	14.1	15.5	10.6	16	15.8	10.6	22.8				EM 2000
													110.4

SIGN NUMBER: 106,114 BACKG COLOR: Green
 TYPE: A COPY COLOR: White
 QUANTITY: 2

SYMBOL	X	Y	WID	HT
M1_1	29.3	11.7	36	36
M1_1	97.4	11.7	36	36

SIGN WIDTH: 13'-0"
 HEIGHT: 7'-6"
 TOTAL AREA: 97.5 Sq.Ft.
 BORDER TYPE: FLUSH
 RECESS: 0"
 WIDTH: 2"
 RADII: 12"
 MAT'L: 0.125" ALUMINUM
 NO. Z BARS: 3
 LENGTH: 148.0

DESIGN BY: TRT CHECKED BY: TRT/ADK
 PROJECT ID: R-3421B DIV: 08 DATE: May 2019




NOTES:
 1. Legend and border shall be direct applied Grade C reflective sheeting.
 2. Shields shall be Grade C reflective sheeting on 0.032" aluminum and demountable.
 3. Background shall be Grade C reflective sheeting.

LETTER POSITIONS

Letter spacings are to start of next letter													Series/Size
													Text Length
													E 2000
17.4	12.2	2.2	12.8	11.8	11	9.7	78.8						59.8
													E 2000
92.2	11.3	1.5	13.6	11	9	17.4							46.4

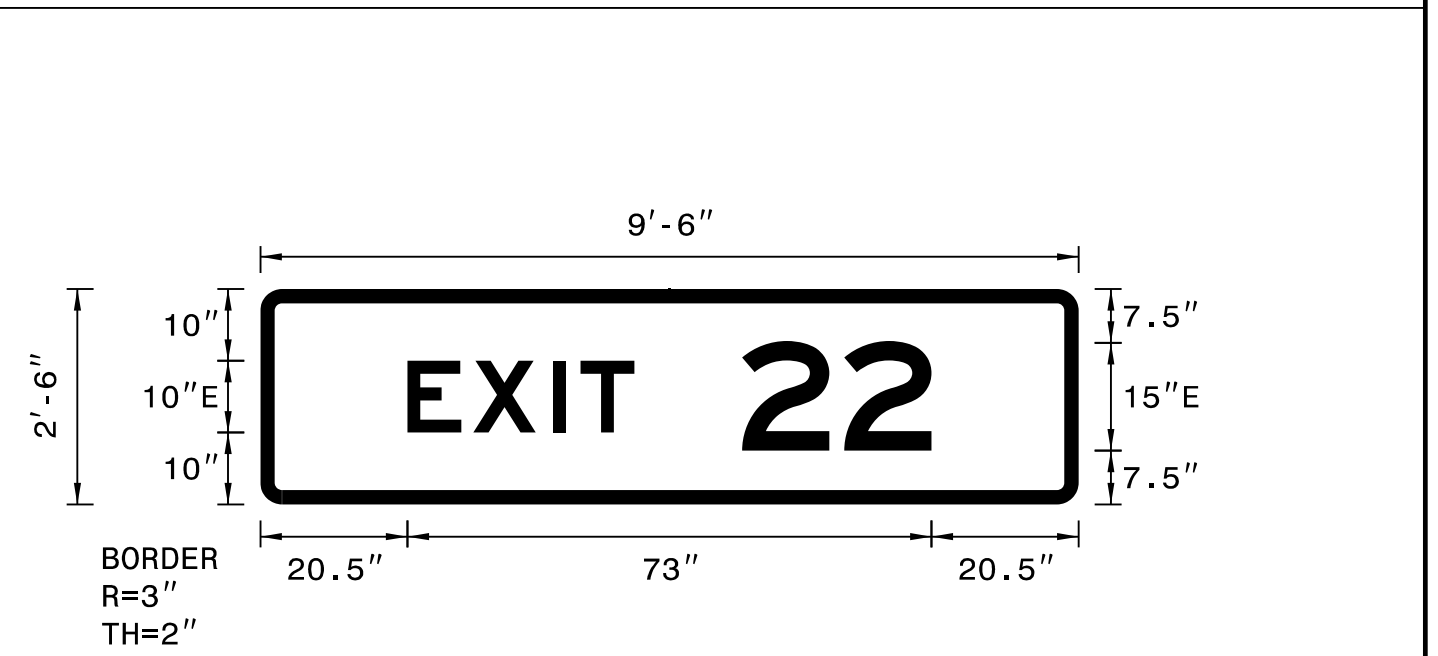
APPROVED: *Andrew D. Klimbick*
ES078FB459E44B
 DATE: 7/5/2019



**DOCUMENT NOT CONSIDERED FINAL
UNLESS ALL SIGNATURES COMPLETED**

SIGN NUMBER: 107A,110A,112A BACKG COLOR: Green
 TYPE: B COPY COLOR: White
 QUANTITY: 3
 SIGN WIDTH: 9'-6"
 HEIGHT: 2'-6"
 TOTAL AREA: 23.8 Sq.Ft.
 BORDER TYPE: FLUSH
 RECESS: 0"
 WIDTH: 2"
 RADII: 3"
 NO. Z BARS: 2
 LENGTH: 106.0
 MAT'L: 0.125" ALUMINUM

DESIGN BY: TRT CHECKED BY: ADK/CAJ
 PROJECT ID: R-3421B DIV: 08 DATE: May 2019



- NOTES:
 1. Legend and border shall be direct applied Grade C reflective sheeting.
 2. Background shall be Grade C reflective sheeting.
 3. Use Attachment Method 1-R.

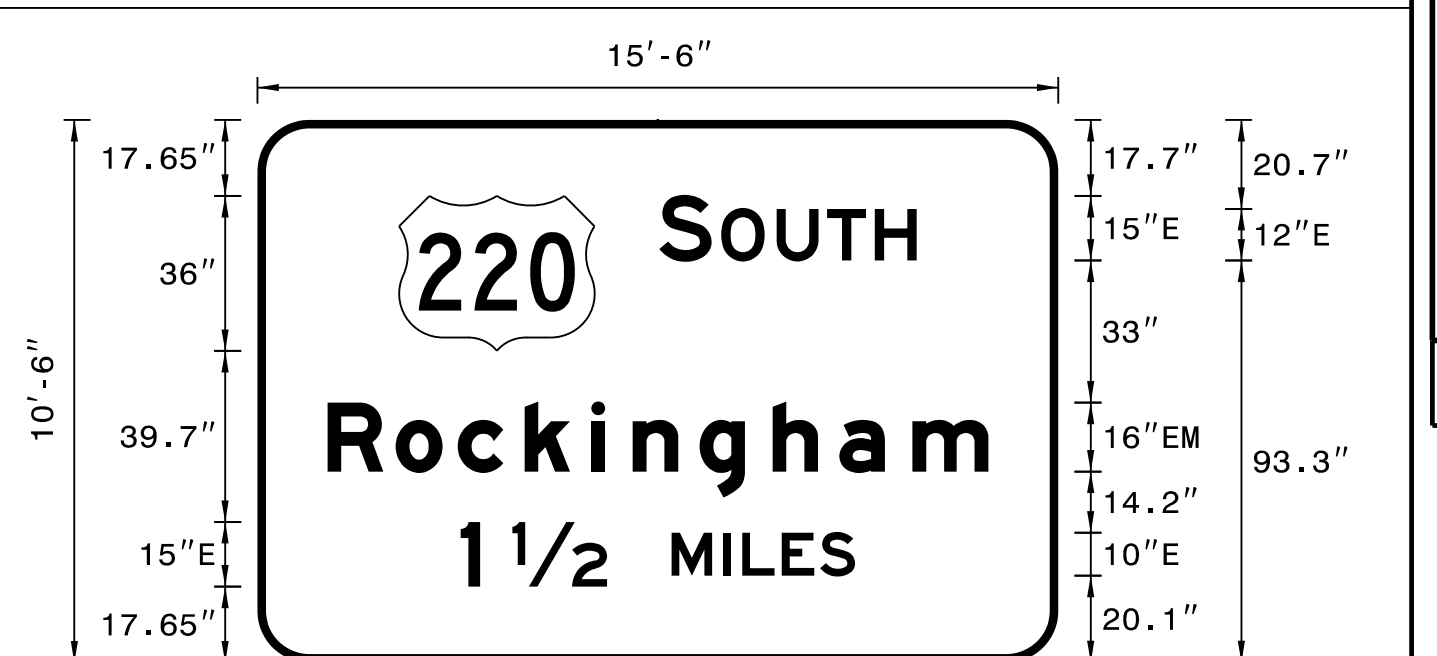
LETTER POSITIONS

Letter spacings are to start of next letter

	E	X	I	T	Series/Size		
	20.5	9.2	11.1	3.8	7.5	52.1	E 2000
		2	2				31.6
	67.1	14.3	12.2	20.5			E 2000
							26.4

SIGN NUMBER: 107B BACKG COLOR: Green
 TYPE: A COPY COLOR: White
 QUANTITY: 1
 SIGN WIDTH: 15'-6"
 HEIGHT: 10'-6"
 TOTAL AREA: 162.8 Sq.Ft.
 BORDER TYPE: FLUSH
 RECESS: 0"
 WIDTH: 2"
 RADII: 12"
 NO. Z BARS: 3
 LENGTH: 178.0
 MAT'L: 0.125" ALUMINUM

DESIGN BY: TRT CHECKED BY: ADK/CAJ
 PROJECT ID: R-3421B DIV: 08 DATE: May 2019



- NOTES:
 1. Legend and border shall be direct applied Grade C reflective sheeting.
 2. Shield shall be Grade C reflective sheeting on 0.032" aluminum and demountable.
 3. Background shall be Grade C reflective sheeting.

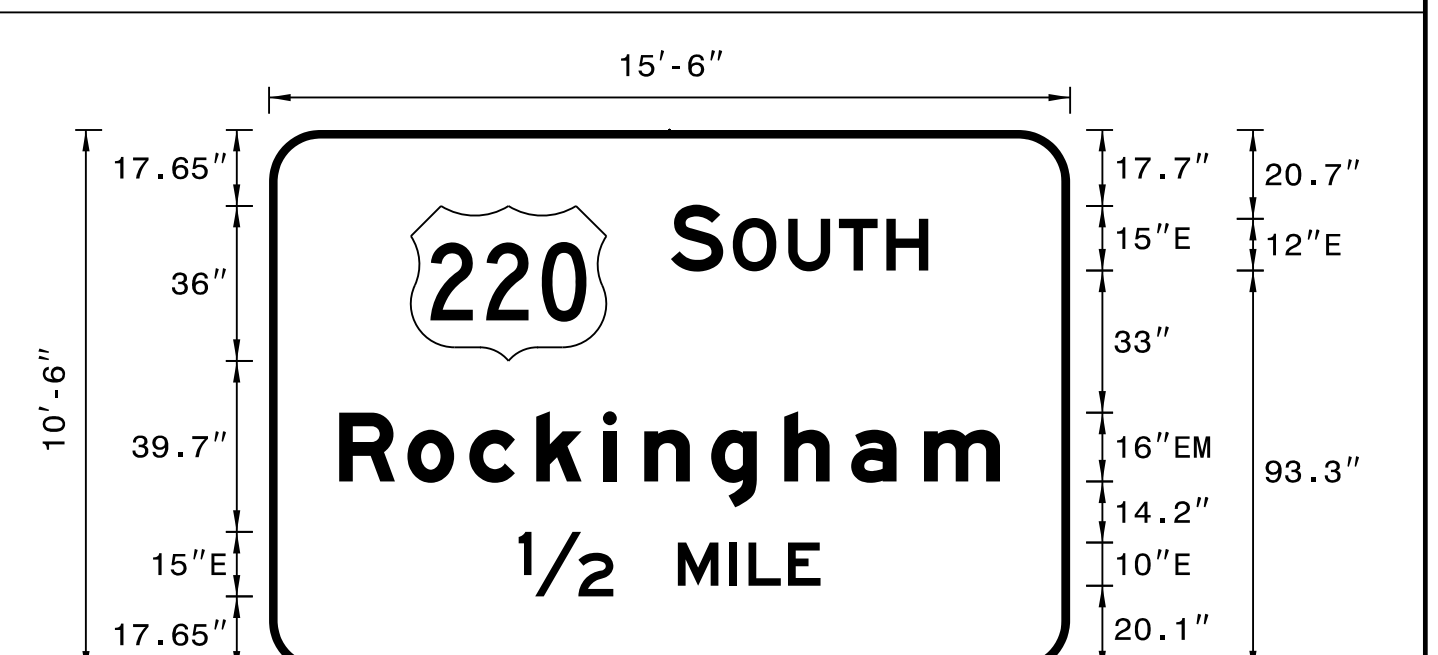
LETTER POSITIONS

Letter spacings are to start of next letter

	S	O	U	T	H	Series/Size							
	93.3	12.2	2.2	12.8	11.8	11	9.7	32.9	E 2000				
									59.8				
	16.3	15.8	14.4	15.5	15.5	9.6	15.5	17	15.5	17	17.6	16.3	EM 2000
													153.4
													E 2000
	47.2	4.5	7.5	22	15	12	4.4	9.2	8.9	8.1	47.2		91.6

SIGN NUMBER: 110B BACKG COLOR: Green
 TYPE: A COPY COLOR: White
 QUANTITY: 1
 SIGN WIDTH: 15'-6"
 HEIGHT: 10'-6"
 TOTAL AREA: 162.8 Sq.Ft.
 BORDER TYPE: FLUSH
 RECESS: 0"
 WIDTH: 2"
 RADII: 12"
 NO. Z BARS: 3
 LENGTH: 178.0
 MAT'L: 0.125" ALUMINUM

DESIGN BY: TRT CHECKED BY: ADK/CAJ
 PROJECT ID: R-3421B DIV: 08 DATE: May 2019



- NOTES:
 1. Legend and border shall be direct applied Grade C reflective sheeting.
 2. Shield shall be Grade C reflective sheeting on 0.032" aluminum and demountable.
 3. Background shall be Grade C reflective sheeting.

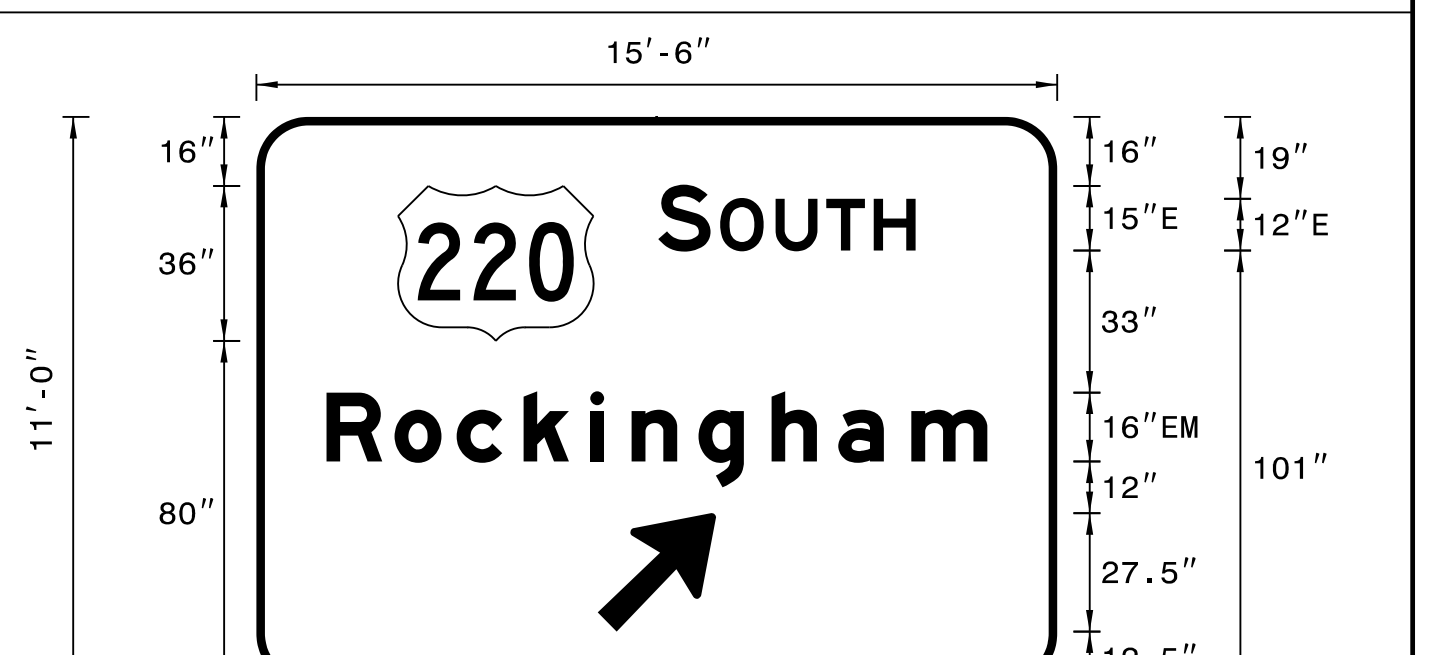
LETTER POSITIONS

Letter spacings are to start of next letter

	S	O	U	T	H	Series/Size							
	93.3	12.2	2.2	12.8	11.8	11	9.7	32.9	E 2000				
									59.8				
	16.3	15.8	14.4	15.5	15.5	9.6	15.5	17	15.5	17	17.6	16.3	EM 2000
													153.4
													E 2000
	58	22	15	12	4.4	9.2	7.5	58					70.1

SIGN NUMBER: 112B BACKG COLOR: Green
 TYPE: A COPY COLOR: White
 QUANTITY: 1
 SIGN WIDTH: 15'-6"
 HEIGHT: 11'-0"
 TOTAL AREA: 170.5 Sq.Ft.
 BORDER TYPE: FLUSH
 RECESS: 0"
 WIDTH: 2"
 RADII: 12"
 NO. Z BARS: 3
 LENGTH: 178.0
 MAT'L: 0.125" ALUMINUM

DESIGN BY: TRT CHECKED BY: ADK/CAJ
 PROJECT ID: R-3421B DIV: 08 DATE: May 2019



- NOTES:
 1. Legend and border shall be direct applied Grade C reflective sheeting.
 2. Arrow and shield shall be Grade C reflective sheeting on 0.032" aluminum and demountable.
 3. Background shall be Grade C reflective sheeting.

LETTER POSITIONS

Letter spacings are to start of next letter

	S	O	U	T	H	Series/Size							
	93.3	12.2	2.2	12.8	11.8	11	9.7	32.9	E 2000				
									59.8				
	16.3	15.8	14.4	15.5	15.5	9.6	15.5	17	15.5	17	17.6	16.3	EM 2000
													153.4

APPROVED: *Andrew D. Klimbick*
E3078FB459E44B
 DATE: 7/5/2019

SEAL



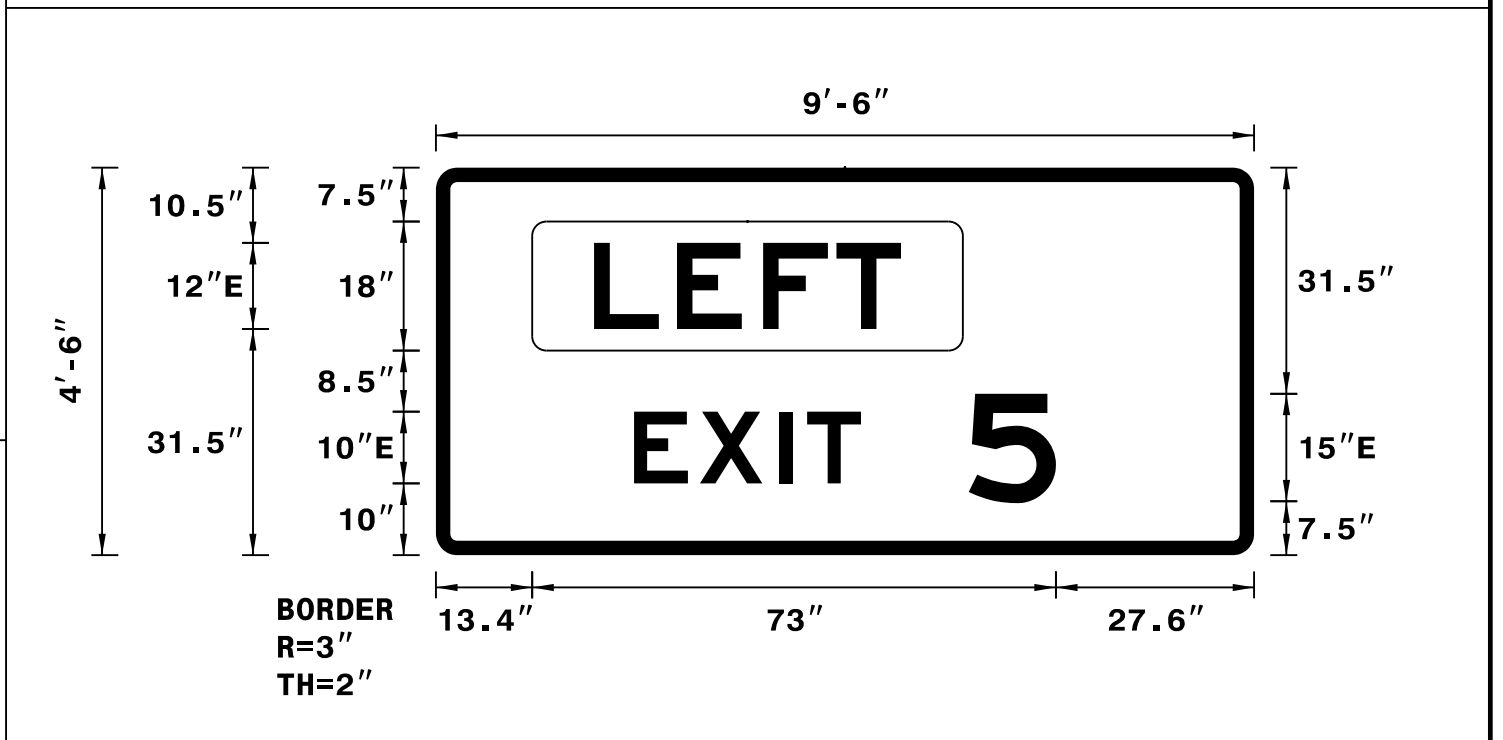
**DOCUMENT NOT CONSIDERED FINAL
UNLESS ALL SIGNATURES COMPLETED**

SIGN NUMBER: 115A
 TYPE: A
 QUANTITY: 1
 SIGN WIDTH: 9'-6"
 HEIGHT: 4'-6"
 TOTAL AREA: 42.8 Sq.Ft.
 BORDER TYPE: FLUSH
 RECESS: 0"
 WIDTH: 2"
 RADII: 2"
 NO. Z BARS: 2
 LENGTH: 106.0

SYMBOL	X	Y	WID	HT
LEFT	13.4	28.5	60	18

MAT'L: 0.125" ALUMINUM

DESIGN BY: TRT
 PROJECT ID: R-3421B
 CHECKED BY: ADK/CAJ
 DIV: 08
 DATE: May 2019



Spacing Factor is 1 unless specified otherwise
 Spacing Factor for "EXIT" is 1.2
 Spacing Factor for "LEFT" is 1.25

- NOTES:
- Legend and border shall be direct applied Grade C reflective sheeting.
 - Background shall be Grade C reflective sheeting.
 - "LEFT" panel shall be yellow Grade C sheeting on 0.032" aluminum and demountable. Legend shall be direct applied black non-reflective sheeting.
 - Use Attachment Method 1-L.

LETTER POSITIONS

Letter spacings are to start of next letter

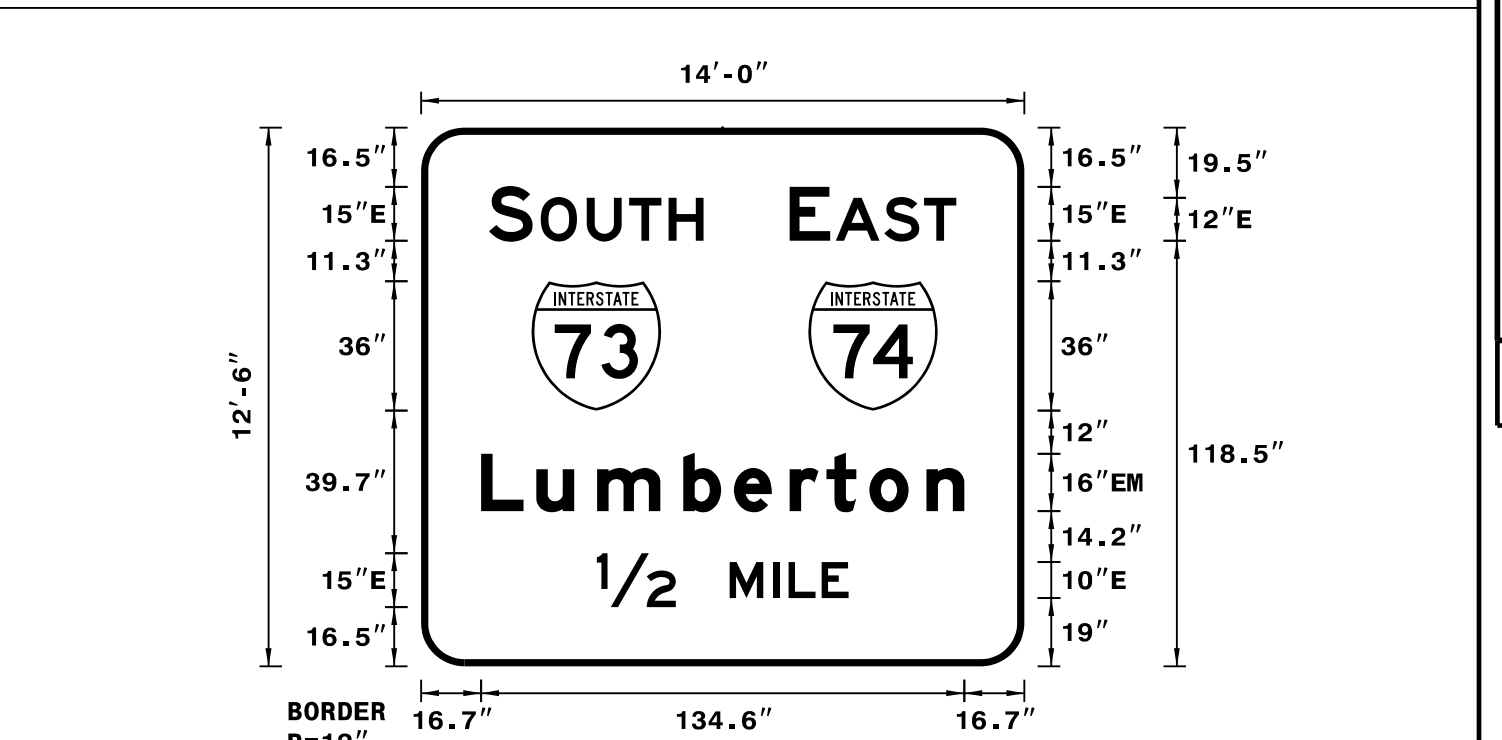
	L	E	F	T		Series/Size	
						Text Length	
	22.1	11.6	12	10.2	9	49.2	E 2000
							42.8
							E 2000
	27.6	9.2	11.1	3.8	7.5	54.8	31.6
							E 2000
							12.2

SIGN NUMBER: 115B
 TYPE: A
 QUANTITY: 1
 SIGN WIDTH: 14'-0"
 HEIGHT: 12'-6"
 TOTAL AREA: 175.0 Sq.Ft.
 BORDER TYPE: FLUSH
 RECESS: 0"
 WIDTH: 2"
 RADII: 12"
 NO. Z BARS: 4
 LENGTH: 160.0

SYMBOL	X	Y	WID	HT
M1_1	30.8	71.2	36	36
M1_1	107.9	71.2	36	36

MAT'L: 0.125" ALUMINUM

DESIGN BY: TRT
 PROJECT ID: R-3421B
 CHECKED BY: ADK/CAJ
 DIV: 08
 DATE: May 2019



Spacing Factor is 1 unless specified otherwise

- NOTES:
- Legend and border shall be direct applied Grade C reflective sheeting.
 - Shields shall be Grade C reflective sheeting on 0.032" aluminum and demountable.
 - Background shall be Grade C reflective sheeting.

LETTER POSITIONS

Letter spacings are to start of next letter

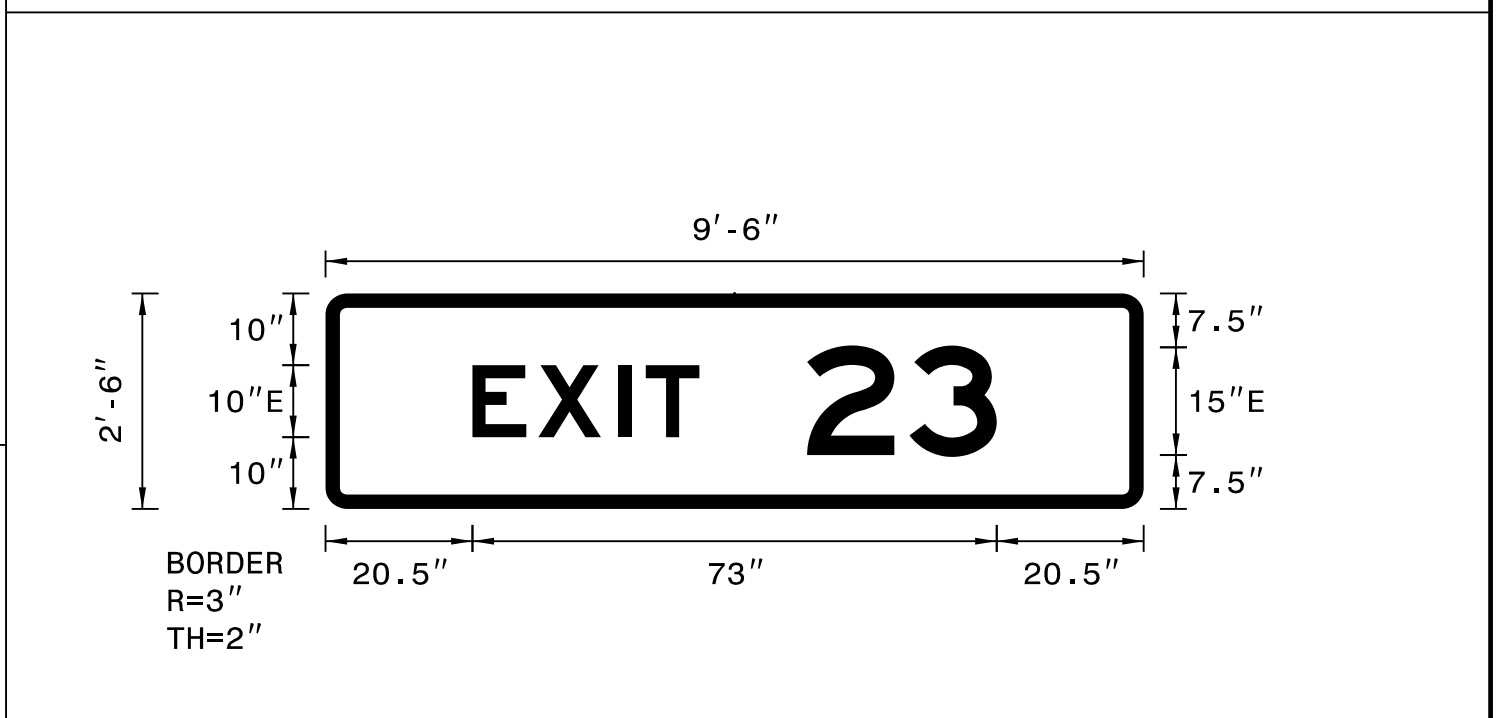
	S	O	U	T	H		Series/Size	
							Text Length	
	18.9	12.2	2.2	12.8	11.8	11	89.3	E 2000
								59.8
								E 2000
	102.7	11.3	1.5	13.6	11	9	18.9	46.4
								E 2000
								134.6
								E 2000
								70.1

SIGN NUMBER: 116A
 TYPE: B
 QUANTITY: 1
 SIGN WIDTH: 9'-6"
 HEIGHT: 2'-6"
 TOTAL AREA: 23.8 Sq.Ft.
 BORDER TYPE: FLUSH
 RECESS: 0"
 WIDTH: 2"
 RADII: 3"
 NO. Z BARS: 2
 LENGTH: 106.0

SYMBOL	X	Y	WID	HT

MAT'L: 0.125" ALUMINUM

DESIGN BY: TRT
 PROJECT ID: R-3421B
 CHECKED BY: ADK/CAJ
 DIV: 08
 DATE: May 2019



Spacing Factor is 1 unless specified otherwise
 Spacing Factor for "EXIT" is 1.2

- NOTES:
- Legend and border shall be direct applied Grade C reflective sheeting.
 - Background shall be Grade C reflective sheeting.
 - Use Attachment Method 1-R.

LETTER POSITIONS

Letter spacings are to start of next letter

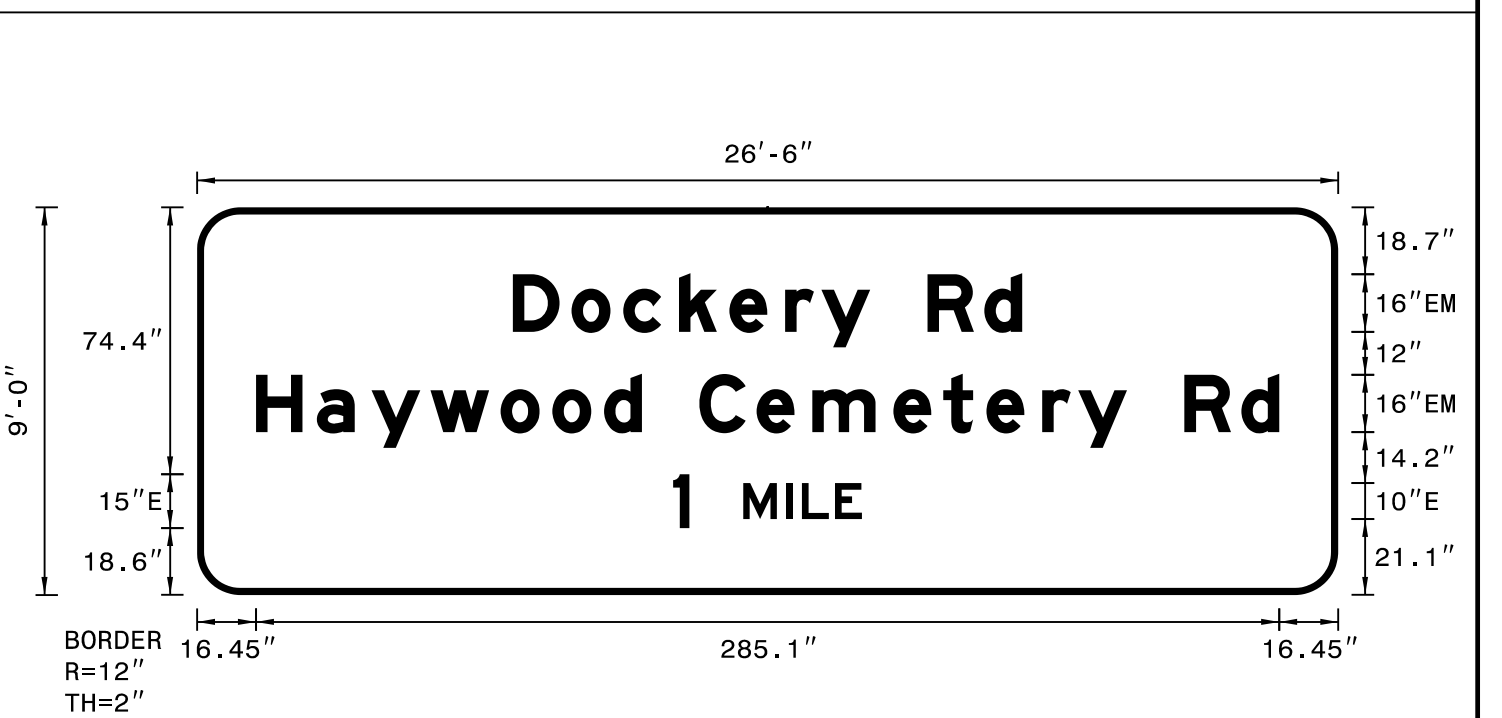
	E	X	I	T		Series/Size	
						Text Length	
	20.5	9.2	11.1	3.8	7.5	52.1	E 2000
							31.6
							E 2000
	67.1	14.3	12.2	20.5			26.4

SIGN NUMBER: 116B
 TYPE: A
 QUANTITY: 1
 SIGN WIDTH: 26'-6"
 HEIGHT: 9'-0"
 TOTAL AREA: 238.5 Sq.Ft.
 BORDER TYPE: FLUSH
 RECESS: 0"
 WIDTH: 2"
 RADII: 12"
 NO. Z BARS: 3
 LENGTH: 310.0

SYMBOL	X	Y	WID	HT

MAT'L: 0.125" ALUMINUM

DESIGN BY: TRT
 PROJECT ID: R-3421B
 CHECKED BY: ADK/CAJ
 DIV: 08
 DATE: May 2019



Spacing Factor is 1 unless specified otherwise


- NOTES:
- Legend and border shall be direct applied Grade C reflective sheeting.
 - Background shall be Grade C reflective sheeting.

LETTER POSITIONS

Letter spacings are to start of next letter

	D	o	c	k	e	r	y	R	d		Series/Size		
											Text Length		
	88	16.3	14.4	15.5	14.1	15.5	10.1	13.6	16	15.8	10.6	88	EM 2000
													141.9
													EM 2000
	16.4	17	15.2	16.5	19.5	14.4	14.4	10.6	16	16	15.5	22.6	285.1
													E 2000
													52.6

APPROVED: *Andrew D. Klinbsiek*
E3078FB459E44B
 DATE: 7/5/2019



**DOCUMENT NOT CONSIDERED FINAL
UNLESS ALL SIGNATURES COMPLETED**

SIGN NUMBER: 201,202 BACKG COLOR: Green
 TYPE: A COPY COLOR: White
 QUANTITY: 2

SYMBOL	X	Y	WID	HT
Type A Arrow	49	6	18.3	29.3

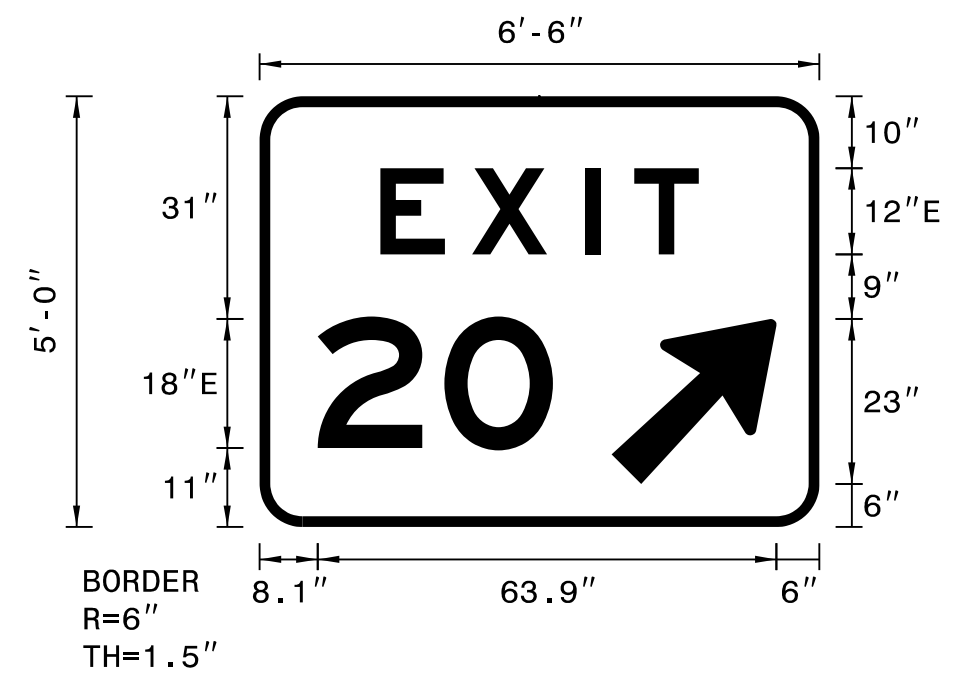
SIGN WIDTH: 6'-6"
 HEIGHT: 5'-0"
 TOTAL AREA: 32.5 Sq.Ft.

BORDER TYPE: FLUSH
 RECESS: 0"
 WIDTH: 1.5"
 RADII: 6"

MAT'L: 0.125" ALUMINUM

NO. Z BARS: 2
 LENGTH: 70.0

DESIGN BY: TRT CHECKED BY: ADK/CAJ
 PROJECT ID: R-3421B DIV: 08 DATE: May 2019



NOTES:
 1. Legend and border shall be direct applied Grade C reflective sheeting.
 2. Arrow shall be Grade C reflective sheeting on 0.032" aluminum and demountable.
 3. Background shall be Grade C reflective sheeting.

LETTER POSITIONS

Letter spacings are to start of next letter

	E	X	I	T		Series/Size Text Length	
	16.8	12.8	15.8	6.8	9	16.8	E 2000 44.4
		2	0				E 2000 32.8
	8.1	17.6	15.1	37.1			

SIGN NUMBER: 203 BACKG COLOR: Green
 TYPE: A COPY COLOR: White
 QUANTITY: 1

SYMBOL	X	Y	WID	HT
Type A Arrow	6	6	18.3	29.3

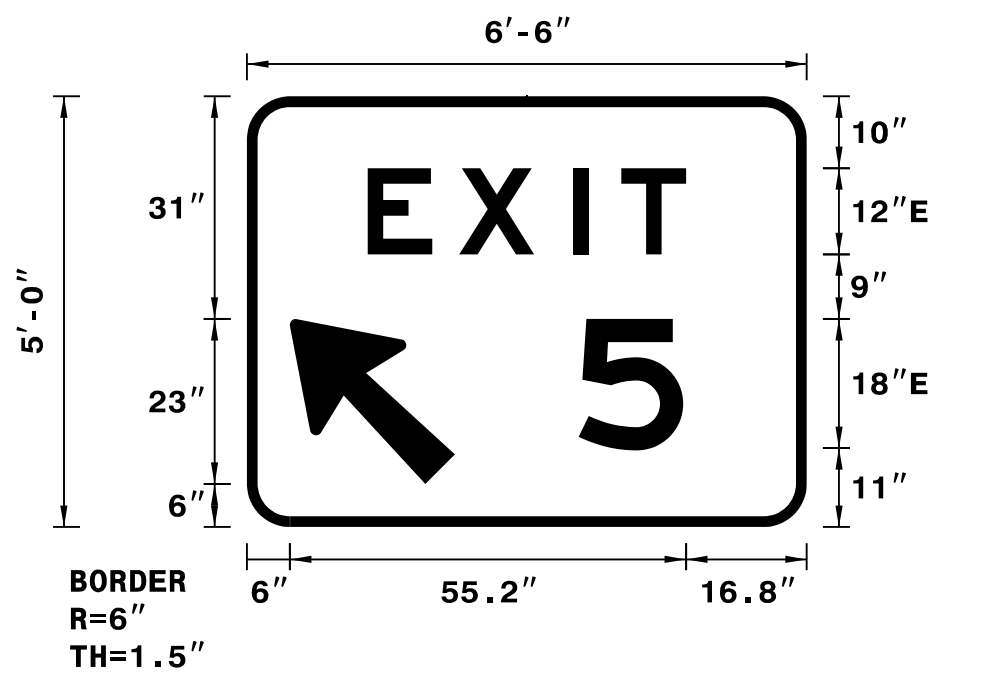
SIGN WIDTH: 6'-6"
 HEIGHT: 5'-0"
 TOTAL AREA: 32.5 Sq.Ft.

BORDER TYPE: FLUSH
 RECESS: 0"
 WIDTH: 1.5"
 RADII: 6"

MAT'L: 0.125" ALUMINUM

NO. Z BARS: 2
 LENGTH: 70.0

DESIGN BY: TRT CHECKED BY: ADK/CAJ
 PROJECT ID: R-3421B DIV: 08 DATE: May 2019



NOTES:
 1. Legend and border shall be direct applied Grade C reflective sheeting.
 2. Arrow shall be Grade C reflective sheeting on 0.032" aluminum and demountable.
 3. Background shall be Grade C reflective sheeting.

LETTER POSITIONS

Letter spacings are to start of next letter

	E	X	I	T		Series/Size Text Length	
	16.8	12.8	15.8	6.8	9	16.8	E 2000 44.4
		5					E 2000 14.6
	46.2	14.6	17.2				

SIGN NUMBER: 204A,205 BACKG COLOR: Green
 TYPE: A COPY COLOR: White
 QUANTITY: 2

SYMBOL	X	Y	WID	HT
Type A Arrow	49	6	18.3	29.3

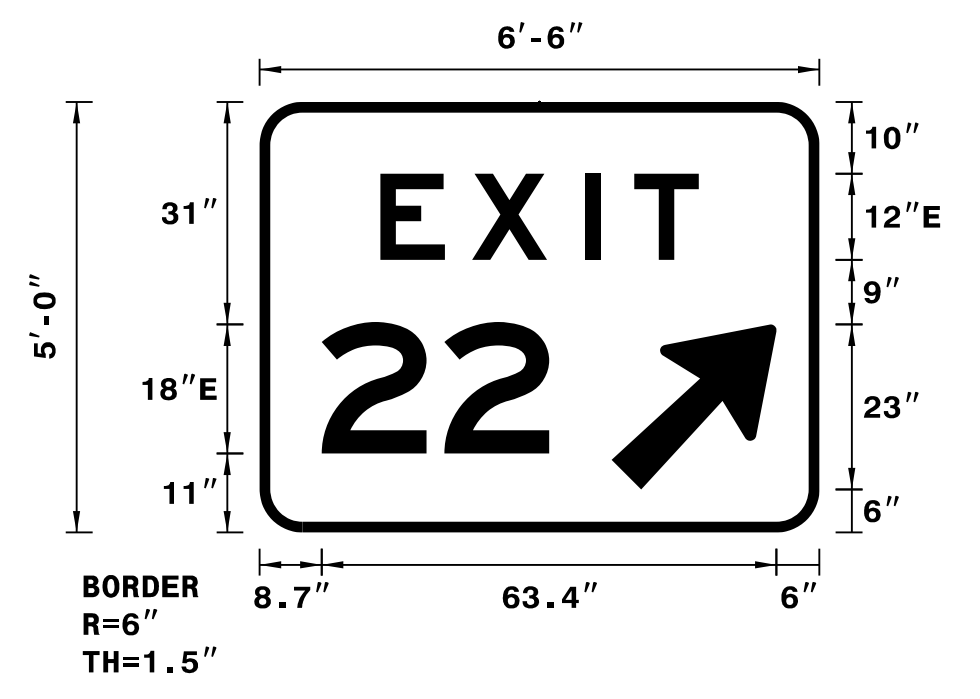
SIGN WIDTH: 6'-6"
 HEIGHT: 5'-0"
 TOTAL AREA: 32.5 Sq.Ft.

BORDER TYPE: FLUSH
 RECESS: 0"
 WIDTH: 1.5"
 RADII: 6"

MAT'L: 0.125" ALUMINUM

NO. Z BARS: 2
 LENGTH: 70.0

DESIGN BY: TRT CHECKED BY: ADK/CAJ
 PROJECT ID: R-3421B DIV: 08 DATE: May 2019



NOTES:
 1. Legend and border shall be direct applied Grade C reflective sheeting.
 2. Arrow shall be Grade C reflective sheeting on 0.032" aluminum and demountable.
 3. Background shall be Grade C reflective sheeting.

LETTER POSITIONS

Letter spacings are to start of next letter

	E	X	I	T		Series/Size Text Length	
	16.8	12.8	15.8	6.8	9	16.8	E 2000 44.4
		2	2				E 2000 31.7
	8.7	17.1	14.6	37.7			

SIGN NUMBER: 204B BACKG COLOR: Yellow
 TYPE: B COPY COLOR: Black
 QUANTITY: 1

SYMBOL	X	Y	WID	HT

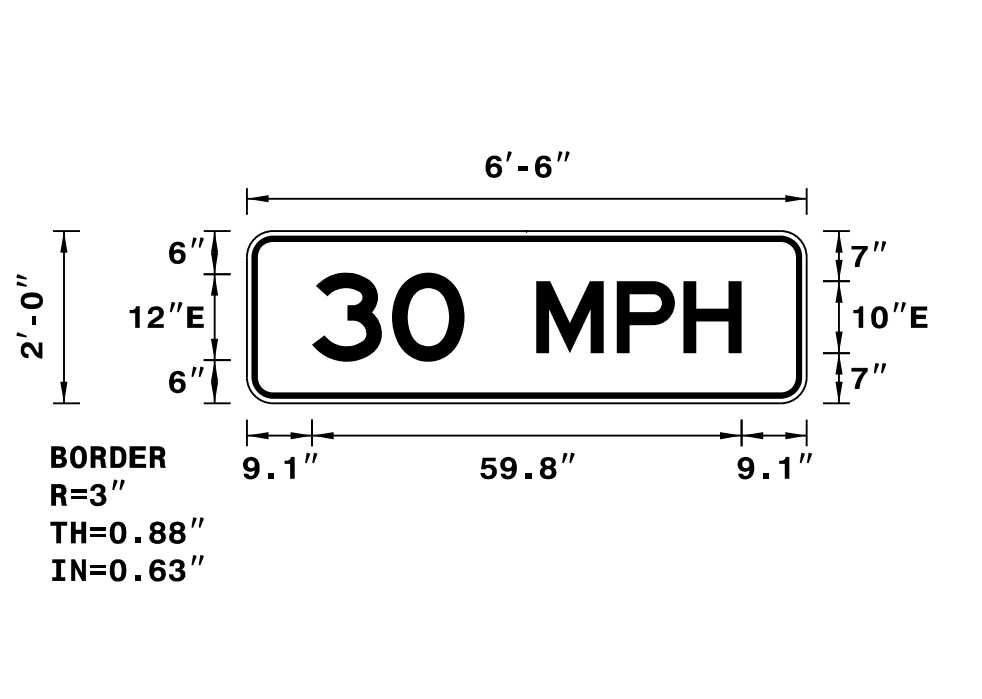
SIGN WIDTH: 6'-6"
 HEIGHT: 2'-0"
 TOTAL AREA: 13.0 Sq.Ft.

BORDER TYPE: RECESSED
 RECESS: 0.63"
 WIDTH: 0.88"
 RADII: 3"

MAT'L: 0.125" ALUMINUM

NO. Z BARS: 2
 LENGTH: 70.0

DESIGN BY: TRT CHECKED BY: ADK/CAJ
 PROJECT ID: R-3421B DIV: 08 DATE: May 2019




NOTES:
 1. Legend and border shall be direct applied non-reflective sheeting.
 2. Background shall be Grade C reflective sheeting.
 3. Use Mounting Method II.

LETTER POSITIONS

Letter spacings are to start of next letter

	3	0	M	P	H		Series/Size Text Length		
	9.1	11.1	10.1	10	12	9.8	8.1	9.4	E 2000 59.8

APPROVED: *Andrew D. Klimbsiek*
E3078FB459E44B
 DATE: 7/5/2019



**DOCUMENT NOT CONSIDERED FINAL
UNLESS ALL SIGNATURES COMPLETED**

SIGN NUMBER: 301,302 BACKG COLOR: Green
 TYPE: D COPY COLOR: White
 QUANTITY: 2

SYMBOL	X	Y	WID	HT

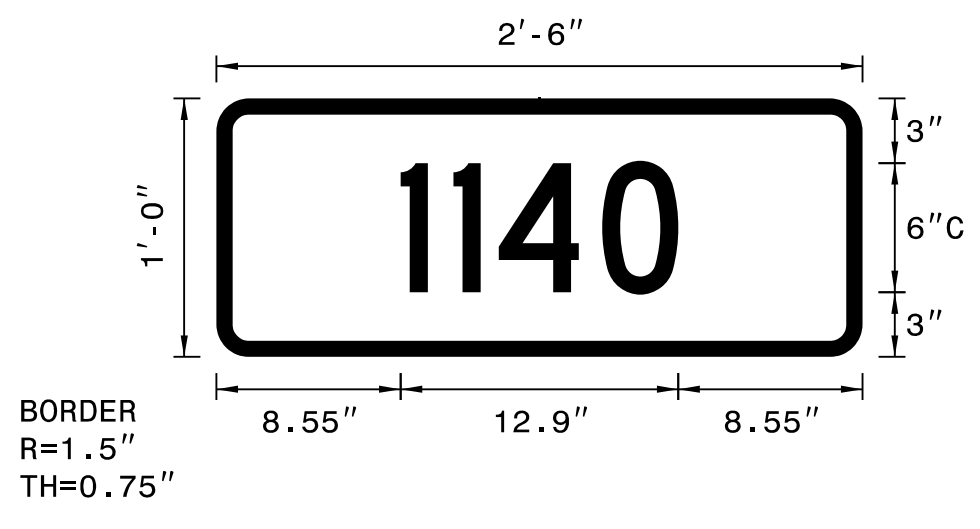
SIGN WIDTH: 2'-6"
 HEIGHT: 1'-0"
 TOTAL AREA: 2.5 Sq.Ft.

BORDER TYPE: FLUSH
 RECESS: 0"
 WIDTH: 0.75"
 RADII: 1.5"

MAT'L: 0.125" ALUMINUM

NO. Z BARS: N/A
 LENGTH: N/A

DESIGN BY: TRT CHECKED BY: ADK/CAJ
 PROJECT ID: R-3421B DIV: 08 DATE: May 2019



NOTES:
 1. Legend and border shall be direct applied Grade C reflective sheeting.
 2. Background shall be Grade C reflective sheeting.
 3. One "U" post per sign.

LETTER POSITIONS

Letter spacings are to start of next letter											Series/Size
											Text Length
8.6	2.5	2.1	4.8	3.5	8.6						C 2000
											12.9

Spacing Factor is 1 unless specified otherwise

SIGN NUMBER: 303 BACKG COLOR: Green
 TYPE: D COPY COLOR: White
 QUANTITY: 1

SYMBOL	X	Y	WID	HT
Type D Arrow	48.2	6	6	9

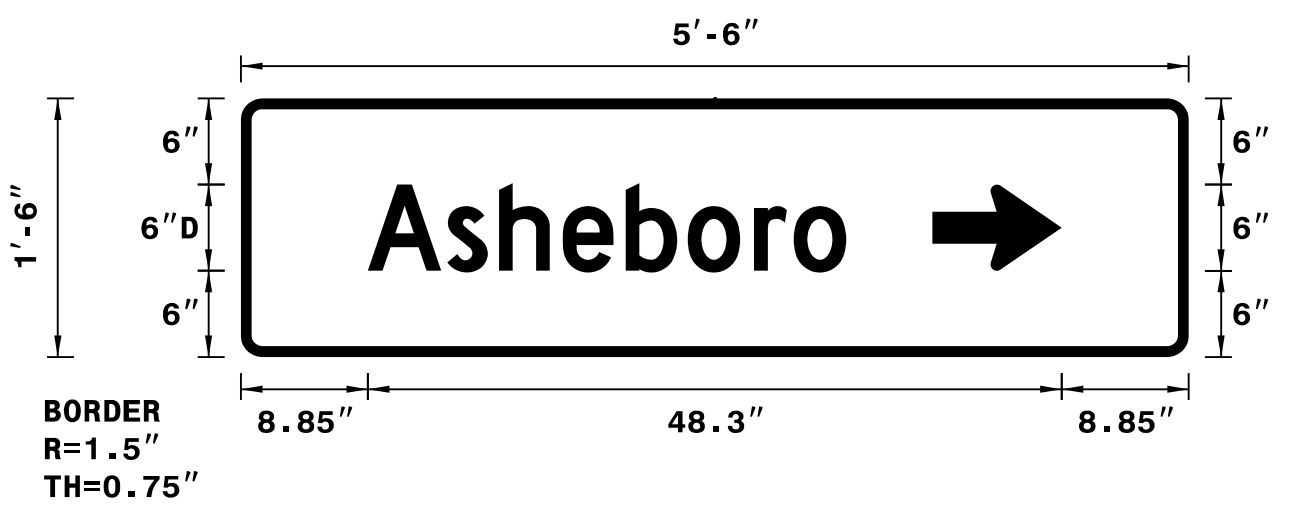
SIGN WIDTH: 5'-6"
 HEIGHT: 1'-6"
 TOTAL AREA: 8.3 Sq.Ft.

BORDER TYPE: FLUSH
 RECESS: 0"
 WIDTH: 0.75"
 RADII: 1.5"

MAT'L: 0.125" ALUMINUM

NO. Z BARS: N/A
 LENGTH: N/A

DESIGN BY: TRT CHECKED BY: ADK/CAJ
 PROJECT ID: R-3421B DIV: 08 DATE: May 2019



NOTES:
 1. Legend and border shall be direct applied Grade C reflective sheeting.
 2. Background shall be Grade C reflective sheeting.

LETTER POSITIONS

Letter spacings are to start of next letter											Series/Size
											Text Length
	A	s	h	e	b	o	r	o			D 2000
8.8	5.5	3.6	4.4	4.4	4.3	4.6	2.8	3.7	23.9		33.3

Spacing Factor is 1 unless specified otherwise

SIGN NUMBER: 304 BACKG COLOR: Green
 TYPE: D COPY COLOR: White
 QUANTITY: 1

SYMBOL	X	Y	WID	HT
Type D Arrow	7.3	4.5	6	9

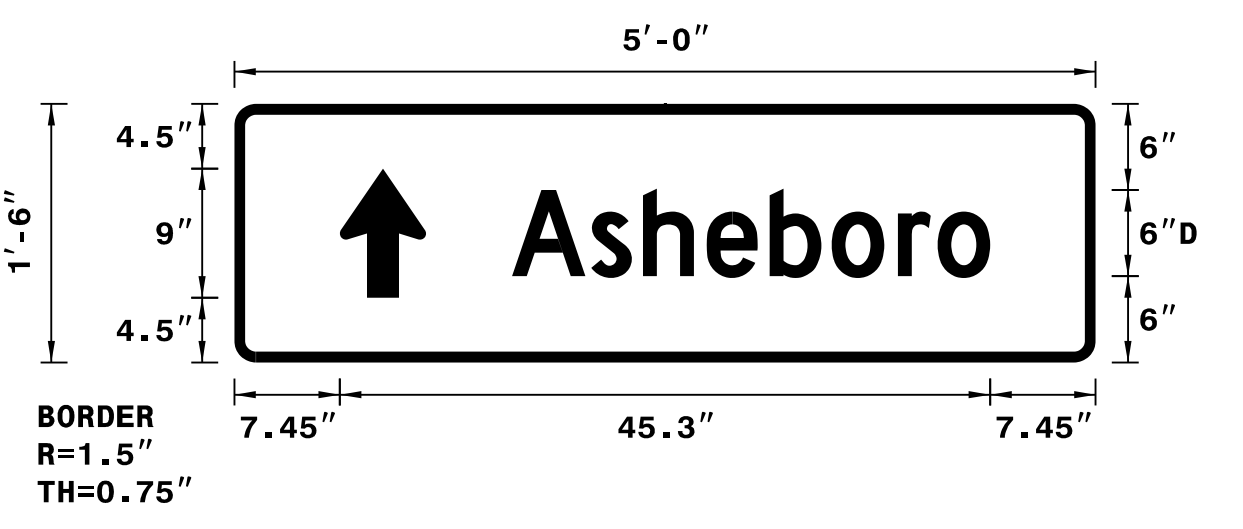
SIGN WIDTH: 5'-0"
 HEIGHT: 1'-6"
 TOTAL AREA: 7.5 Sq.Ft.

BORDER TYPE: FLUSH
 RECESS: 0"
 WIDTH: 0.75"
 RADII: 1.5"

MAT'L: 0.125" ALUMINUM

NO. Z BARS: N/A
 LENGTH: N/A

DESIGN BY: TRT CHECKED BY: ADK/CAJ
 PROJECT ID: R-3421B DIV: 08 DATE: May 2019



NOTES:
 1. Legend and border shall be direct applied Grade C reflective sheeting.
 2. Background shall be Grade C reflective sheeting.

LETTER POSITIONS

Letter spacings are to start of next letter											Series/Size
											Text Length
	A	s	h	e	b	o	r	o			D 2000
19.4	5.5	3.6	4.4	4.4	4.3	4.6	2.8	3.7	7.4		33.3

Spacing Factor is 1 unless specified otherwise

SIGN NUMBER: 305 BACKG COLOR: Green
 TYPE: D COPY COLOR: White
 QUANTITY: 1

SYMBOL	X	Y	WID	HT
Type D Arrow	8.9	6	6	9

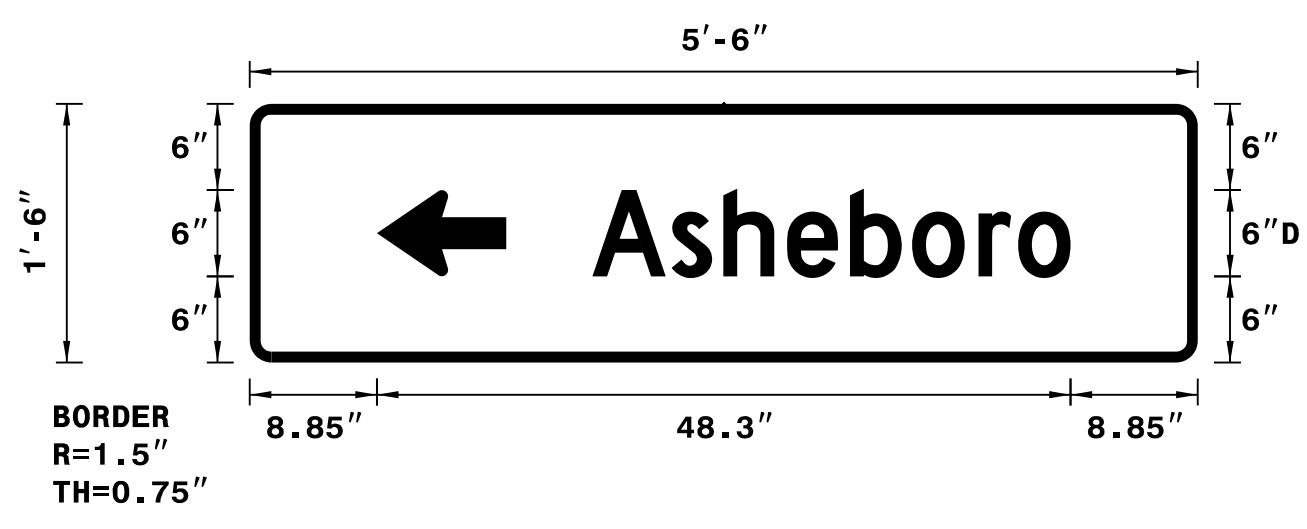
SIGN WIDTH: 5'-6"
 HEIGHT: 1'-6"
 TOTAL AREA: 8.3 Sq.Ft.

BORDER TYPE: FLUSH
 RECESS: 0"
 WIDTH: 0.75"
 RADII: 1.5"

MAT'L: 0.125" ALUMINUM

NO. Z BARS: N/A
 LENGTH: N/A

DESIGN BY: TRT CHECKED BY: ADK/CAJ
 PROJECT ID: R-3421B DIV: 08 DATE: May 2019




NOTES:
 1. Legend and border shall be direct applied Grade C reflective sheeting.
 2. Background shall be Grade C reflective sheeting.

LETTER POSITIONS

Letter spacings are to start of next letter											Series/Size
											Text Length
	A	s	h	e	b	o	r	o			D 2000
23.9	5.5	3.6	4.4	4.4	4.3	4.6	2.8	3.7	8.9		33.3

Spacing Factor is 1 unless specified otherwise

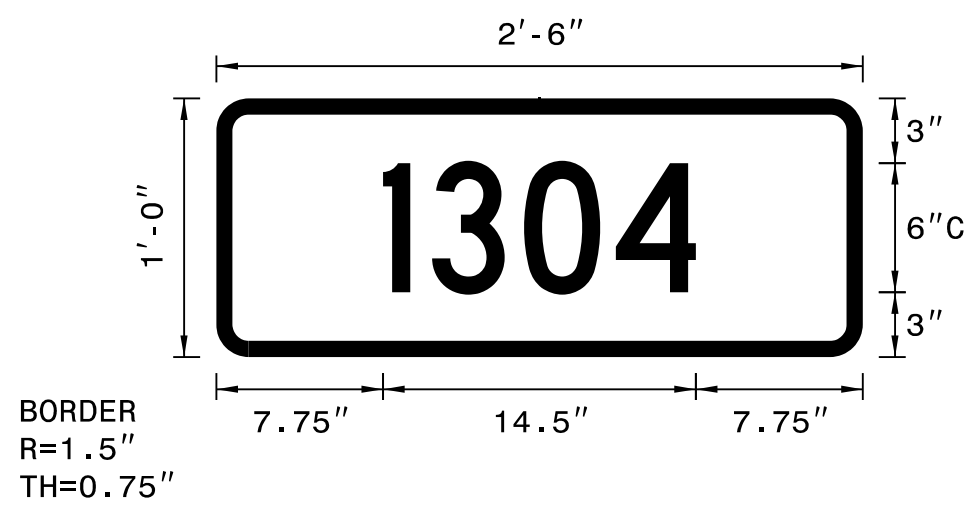
APPROVED: *Andrew D. Klinbsich*
E3078F8459E44B
 DATE: 7/5/2019



DOCUMENT NOT CONSIDERED FINAL
 UNLESS ALL SIGNATURES COMPLETED

SIGN NUMBER: 306,307
 TYPE: D
 QUANTITY: 2
 SIGN WIDTH: 2'-6"
 HEIGHT: 1'-0"
 TOTAL AREA: 2.5 Sq.Ft.
 BORDER TYPE: FLUSH
 RECESS: 0"
 WIDTH: 0.75"
 RADII: 1.5"
 NO. Z BARS: N/A
 LENGTH: N/A
 BACKG COLOR: Green
 COPY COLOR: White
 SYMBO L X Y WID HT
 MAT'L: 0.125" ALUMINUM

DESIGN BY: TRT
 PROJECT ID: R-3421B
 CHECKED BY: ADK/CAJ
 DIV: 08
 DATE: May 2019



NOTES:
 1. Legend and border shall be direct applied Grade C reflective sheeting.
 2. Background shall be Grade C reflective sheeting.
 3. One "U" post per sign.

Spacing Factor is 1 unless specified otherwise

Letter positions										Series/Size
Letter spacings are to start of next letter										Text Length
7.7	2.3	4.3	4.3	3.7	7.7					C 2000
										14.5

SIGN NUMBER: 308
 TYPE: D
 QUANTITY: 1
 SIGN WIDTH: 7'-6"
 HEIGHT: 3'-0"
 TOTAL AREA: 22.5 Sq.Ft.
 BORDER TYPE: FLUSH
 RECESS: 0"
 WIDTH: 1"
 RADII: 3"
 NO. Z BARS: N/A
 LENGTH: N/A
 BACKG COLOR: Green
 COPY COLOR: White
 SYMBO L X Y WID HT
 MAT'L: 0.125" ALUMINUM

DESIGN BY: ADK
 PROJECT ID: R-3421B
 CHECKED BY: ADK/CAJ
 DIV: 08
 DATE: May 2019



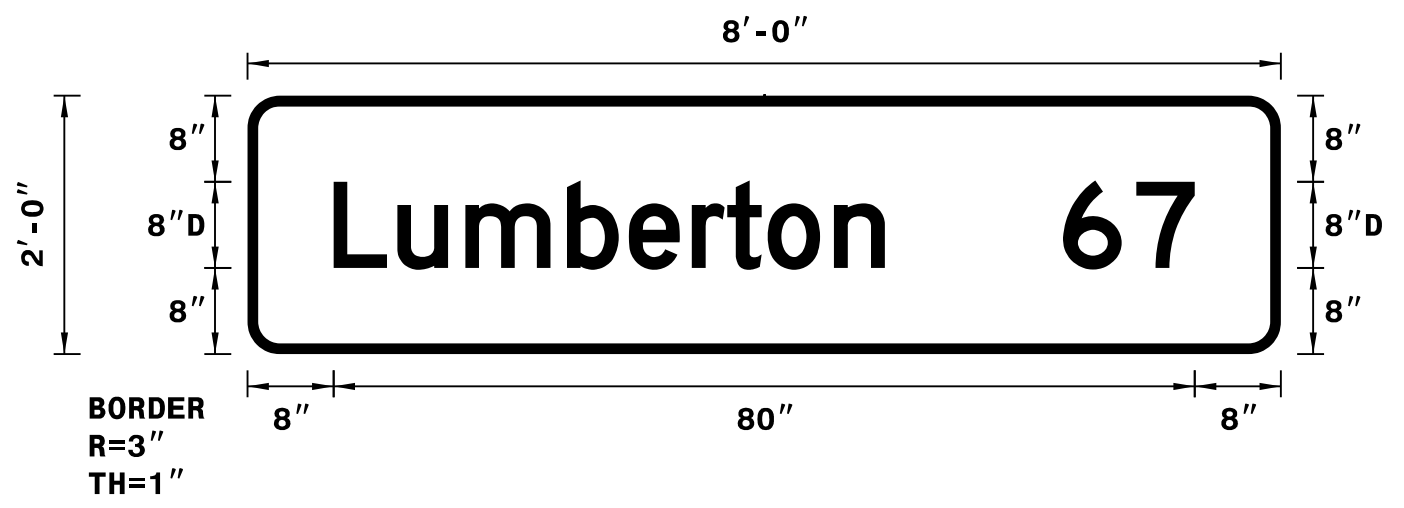
NOTES:
 1. Legend and border shall be direct applied Grade C reflective sheeting.
 2. Background shall be Grade C reflective sheeting.

Spacing Factor is 1 unless specified otherwise

Letter positions												Series/Size
Letter spacings are to start of next letter												Text Length
8	6.2	2.9	2.6	5.8	4	5.8	4.7	50.1				D 2000
												31.9
72.6	3.8	5.7	8									D 2000
												9.4
8	7.4	4.8	5.9	5.8	5.8	6.2	3.7	4.9	37.6			D 2000
												44.4
69.5	7	5.4	8									D 2000
												12.5

SIGN NUMBER: 309
 TYPE: D
 QUANTITY: 1
 SIGN WIDTH: 8'-0"
 HEIGHT: 2'-0"
 TOTAL AREA: 16.0 Sq.Ft.
 BORDER TYPE: FLUSH
 RECESS: 0"
 WIDTH: 1"
 RADII: 3"
 NO. Z BARS: N/A
 LENGTH: N/A
 BACKG COLOR: Green
 COPY COLOR: White
 SYMBO L X Y WID HT
 MAT'L: 0.125" ALUMINUM










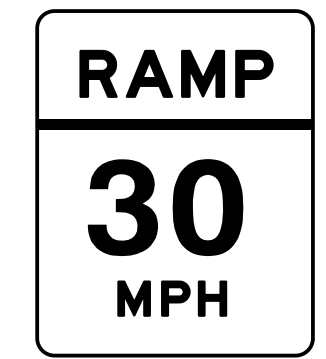




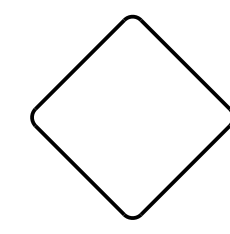








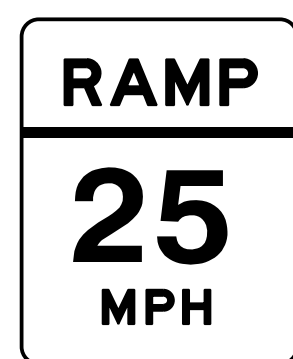




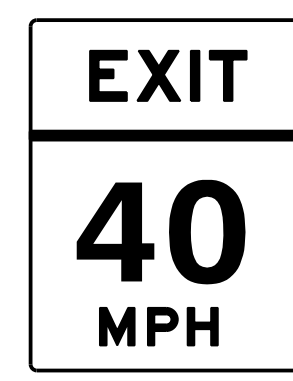


DESIGN BY: TRT
 PROJECT ID: R-3421B
 CHECKED BY: ADK/CAJ
 DIV: 08
 DATE: May 2019








NOTES:
 1. Legend and border shall be direct applied Grade C reflective sheeting.
 2. Background shall be Grade C reflective sheeting.


Spacing Factor is 1 unless specified otherwise

Letter positions												Series/Size
Letter spacings are to start of next letter												Text Length
8	5.9	6.3	9.4	5.8	5.8	3.3	3.8	6.2	4.7	36.8		D 2000
												51.2
75.8	6.8	5.4	8									D 2000
												12.2

<p>401 QUANTITY REQ'D 4</p>  <p>48" X 60" R2-1</p> <p>TWO "U" POSTS PER SIGN</p>	<p>406 QUANTITY REQ'D 4</p>  <p>48" X 24" W1-7</p> <p>TWO "U" POSTS PER SIGN</p>	<p>411 QUANTITY REQ'D 1</p>  <p>30" X 30" W1-10(L)</p> <p>ONE "U" POST PER SIGN</p>	<p>421 QUANTITY REQ'D 13</p>  <p>36" X 48" W1-8(R)</p> <p>INSTALL ON TWO "U" POSTS PER SIGN SPACED APPROX 24 INCHES APART ON SUPPORT CENTERS INSTALL 34 INCH HORIZONTAL CROSS BRACING LEAVING A 1 INCH MARGIN FROM LEFT AND RIGHT EDGES OF SIGN INSTALLATION HEIGHT: BOTTOM OF SIGN SHALL BE 4 FEET ABOVE THE EDGE OF TRAVEL LANE ELEVATION (LEFT EDGELINE OF RAMP) ALL OTHER PORTIONS OF ROADWAY STANDARD DRAWING 904.50 APPLY</p>	<p>425 QUANTITY REQ'D 12</p>  <p>18" X 24" W1-8(R)</p> <p>MOUNT BACK TO BACK WITH SIGN 424 IN 12 INSTALLATIONS</p>		
<p>402 QUANTITY REQ'D 1</p>  <p>48" X 48" W1-11(R)</p> <p>TWO "U" POSTS PER SIGN</p>	<p>407 QUANTITY REQ'D 18</p>  <p>18" X 18" OM4-3</p> <p>ONE 7' "U" POST PER SIGN</p>	<p>412 QUANTITY REQ'D 4</p>  <p>36" X 24" R5-1a</p> <p>ONE "U" POST PER SIGN</p>	<p>416 QUANTITY REQ'D 2</p>  <p>24" X 30" R4-7</p> <p>ONE "U" POST PER SIGN</p>	<p>420 QUANTITY REQ'D 1</p>  <p>36" X 48" W13-3</p> <p>TWO "U" POSTS PER SIGN</p>	<p>426 QUANTITY REQ'D 1</p>  <p>30" X 30" W1-1(L)</p> <p>ONE "U" POST PER SIGN</p>	
<p>403 QUANTITY REQ'D 2</p>  <p>24" X 30" R2-1</p> <p>ONE "U" POST PER SIGN</p>	<p>408 QUANTITY REQ'D 5</p>  <p>30" X 30" W14-2</p> <p>ONE "U" POST PER SIGN</p>	<p>413 QUANTITY REQ'D 4</p>  <p>36" X 36" R5-1</p> <p>MOUNT ON BACK OF SIGN 404 IN 4 INSTALLATIONS</p>	<p>417 QUANTITY REQ'D 2</p>  <p>18" X 18" OM1-3</p> <p>MOUNT BELOW SIGN 416 IN 2 INSTALLATIONS</p>	<p>422 QUANTITY REQ'D 1</p>  <p>36" X 36" W1-15</p> <p>ONE "U" POST PER SIGN</p>	<p>427 QUANTITY REQ'D 4</p>  <p>18" X 18" W13-1(P)</p> <p>MOUNT BELOW SIGN 422 IN 1 INSTALLATION MOUNT BELOW SIGN 426 IN 1 INSTALLATION MOUNT BELOW SIGN 430 IN 2 INSTALLATIONS</p>	<p>430 QUANTITY REQ'D 2</p>  <p>30" X 30" W1-3(L)</p> <p>ONE "U" POST PER SIGN</p>
<p>404 QUANTITY REQ'D 7</p>  <p>36" X 36" R1-1</p> <p>ONE "U" POST PER SIGN</p>	<p>409 QUANTITY REQ'D 1</p>  <p>30" X 30" W1-2(R)</p> <p>ONE "U" POST PER SIGN</p>	<p>414 QUANTITY REQ'D 2</p>  <p>54" X 18" R6-1(R)</p> <p>TWO "U" POSTS PER SIGN</p>	<p>418 QUANTITY REQ'D 1</p>  <p>24" X 24" W13-1(P)</p> <p>MOUNT BELOW SIGN 402 IN 1 INSTALLATION</p>	<p>423 QUANTITY REQ'D 5</p>  <p>48" X 48" W4-1(R)</p> <p>TWO "U" POSTS PER SIGN</p>	<p>428 QUANTITY REQ'D 1</p>  <p>36" X 48" W13-3</p> <p>TWO "U" POSTS PER SIGN</p>	<p>431 QUANTITY REQ'D 1</p>  <p>30" X 30" W2-2(R)</p> <p>ONE "U" POST PER SIGN</p>
<p>405 QUANTITY REQ'D 2</p>  <p>30" X 30" W3-1</p> <p>ONE "U" POST PER SIGN</p>	<p>410 QUANTITY REQ'D 1</p>  <p>18" X 18" W13-1(P)</p> <p>MOUNT BELOW SIGN 409 IN 1 INSTALLATION</p>	<p>415 QUANTITY REQ'D 2</p>  <p>54" X 18" R6-1(L)</p> <p>MOUNT ON BACK OF SIGN 414 IN 2 INSTALLATIONS</p>	<p>419 QUANTITY REQ'D 1</p>  <p>36" X 48" W13-2</p> <p>TWO "U" POSTS PER SIGN</p>	<p>424 QUANTITY REQ'D 12</p>  <p>18" X 24" W1-8(L)</p> <p>ONE "U" POST PER SIGN</p>	<p>429 QUANTITY REQ'D 1</p>  <p>48" X 24" W1-6(R)</p> <p>TWO "U" POSTS PER SIGN</p>	<p>HNTB HNTB NORTH CAROLINA, P.C. 343 E. Six Forks Road, Suite 200 Raleigh, North Carolina 27609 NC License No: C-1554 (919) 546-8997</p> <p>TYPE E SIGNS</p>

TIP NO. R-3421B	SHEET NO. SIGN-4L
DocuSigned by: APPROVED: Andrew D. Klinksieck E3078F8459E44B	
DATE: 7/5/2019	
SEAL	
	
DOCUMENT NOT CONSIDERED FINAL UNLESS ALL SIGNATURES COMPLETED	

<p>432 QUANTITY REQ'D 1</p>  <p>30" X 30" W2-2(L)</p> <p>ONE "U" POST PER SIGN</p>						
<p>433 QUANTITY REQ'D 3</p>  <p>30" X 30" W18-11</p> <p>ONE "U" POST PER SIGN</p>						
<p>434 QUANTITY REQ'D 1</p>  <p>48" X 48" W4-1(L)</p> <p>TWO "U" POSTS PER SIGN</p>						
<p>435 QUANTITY REQ'D 2</p>  <p>24" X 30" R2-1</p> <p>ONE "U" POST PER SIGN</p>						

TIP NO. R-3421B	SHEET NO. SIGN-4M
DocuSigned by: APPROVED: <u>Andrew D. Klinksieck</u> <small>E3078F8459E44B</small>	
DATE: 7/5/2019	
SEAL	
	
DOCUMENT NOT CONSIDERED FINAL UNLESS ALL SIGNATURES COMPLETED	

501 505

2 - 21" X 15"
2 - 24" X 24"

TWO "U" POSTS PER ASSEMBLY

507

2 - 24" X 12"
2 - 24" X 24"
2 - 21" X 15"

TWO "U" POSTS PER ASSEMBLY

18" X 54"

ONE "U" POST PER SIGN

18" X 54"

ONE "U" POST PER SIGN

TIP NO. R-3421B	SHEET NO. SIGN-4N
APPROVED: <i>Andrew D. Klinksieck</i> <small>E3078F8459E44B</small>	
DATE: 7/5/2019	
SEAL	
DOCUMENT NOT CONSIDERED FINAL UNLESS ALL SIGNATURES COMPLETED	

502

2 - 24" X 12"
2 - 24" X 24"
2 - 21" X 15"
2 - 24" X 12"
2 - 24" X 24"
2 - 21" X 15"

TWO "U" POSTS PER ASSEMBLY

508

2 - 24" X 12"
2 - 24" X 24"
2 - 21" X 15"

TWO "U" POSTS PER ASSEMBLY

18" X 54"

ONE "U" POST PER SIGN

18" X 54"

ONE "U" POST PER SIGN

503

2 - 24" X 12"
2 - 24" X 24"
2 - 21" X 15"

TWO "U" POSTS PER ASSEMBLY

18" X 54"

ONE "U" POST PER SIGN

18" X 54"

ONE "U" POST PER SIGN

504

2 - 24" X 12"
2 - 24" X 24"
2 - 21" X 15"

TWO "U" POSTS PER ASSEMBLY

18" X 54"

ONE "U" POST PER SIGN

18" X 54"

ONE "U" POST PER SIGN

506

2 - 24" X 12"
2 - 24" X 24"
2 - 21" X 15"
2 - 24" X 12"
2 - 24" X 24"
2 - 21" X 15"

TWO "U" POSTS PER ASSEMBLY

18" X 54"


ONE "U" POST PER SIGN

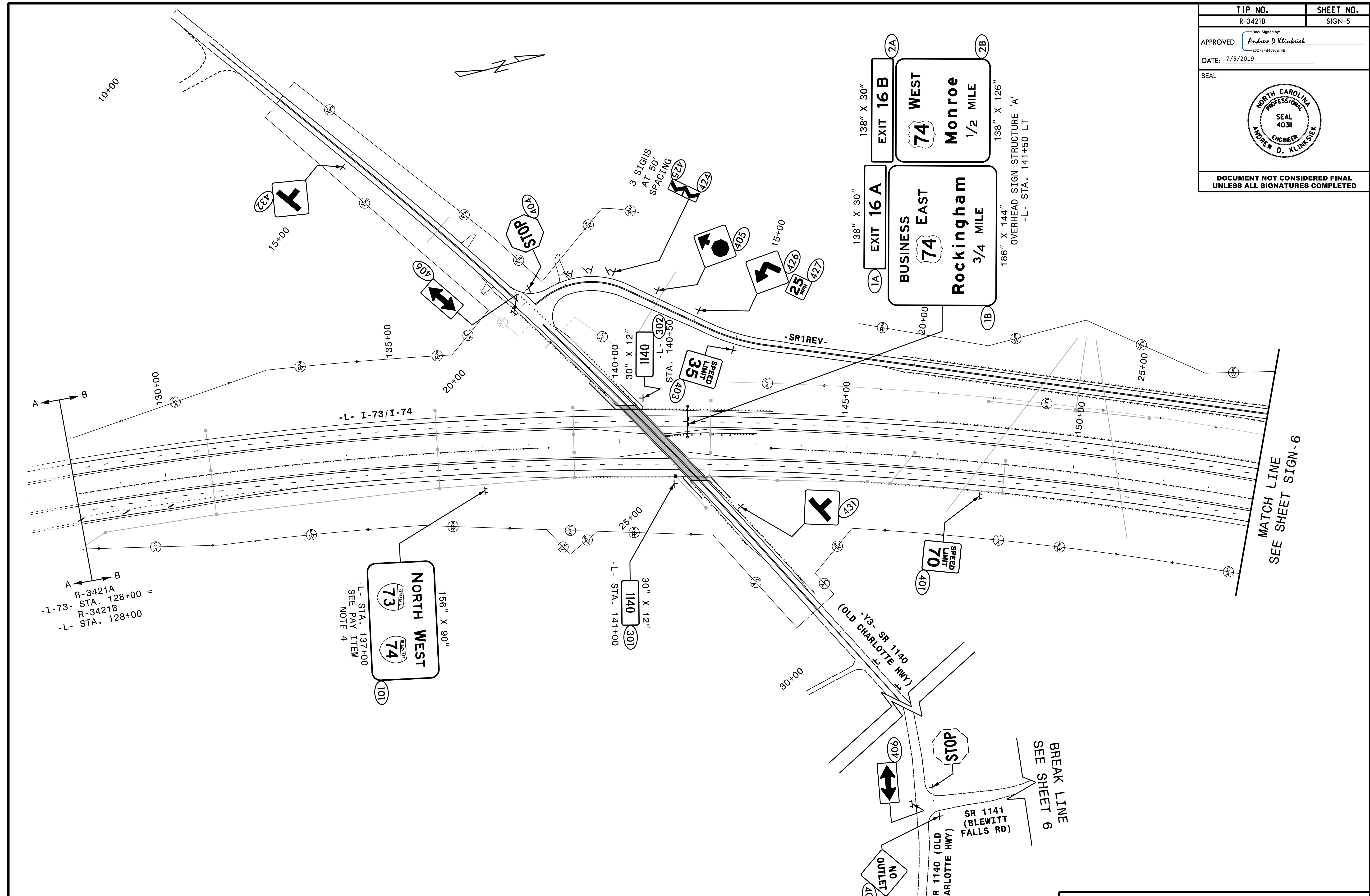
18" X 54"

ONE "U" POST PER SIGN

HNTB
 HNTB NORTH CAROLINA, P.C.
 343 E. Six Forks Road, Suite 200
 Raleigh, North Carolina 27609
 NC License No: C-1554
 (919) 546-8997

**TYPE F AND
MILEMARKER SIGNS**


TIP NO. R-3421B	SHEET NO. SIGN-5
APPROVED: <i>Andrew D. Klimbsiek</i> E3078FB459E44B	
DATE: 7/5/2019	
SEAL	
	
DOCUMENT NOT CONSIDERED FINAL UNLESS ALL SIGNATURES COMPLETED	

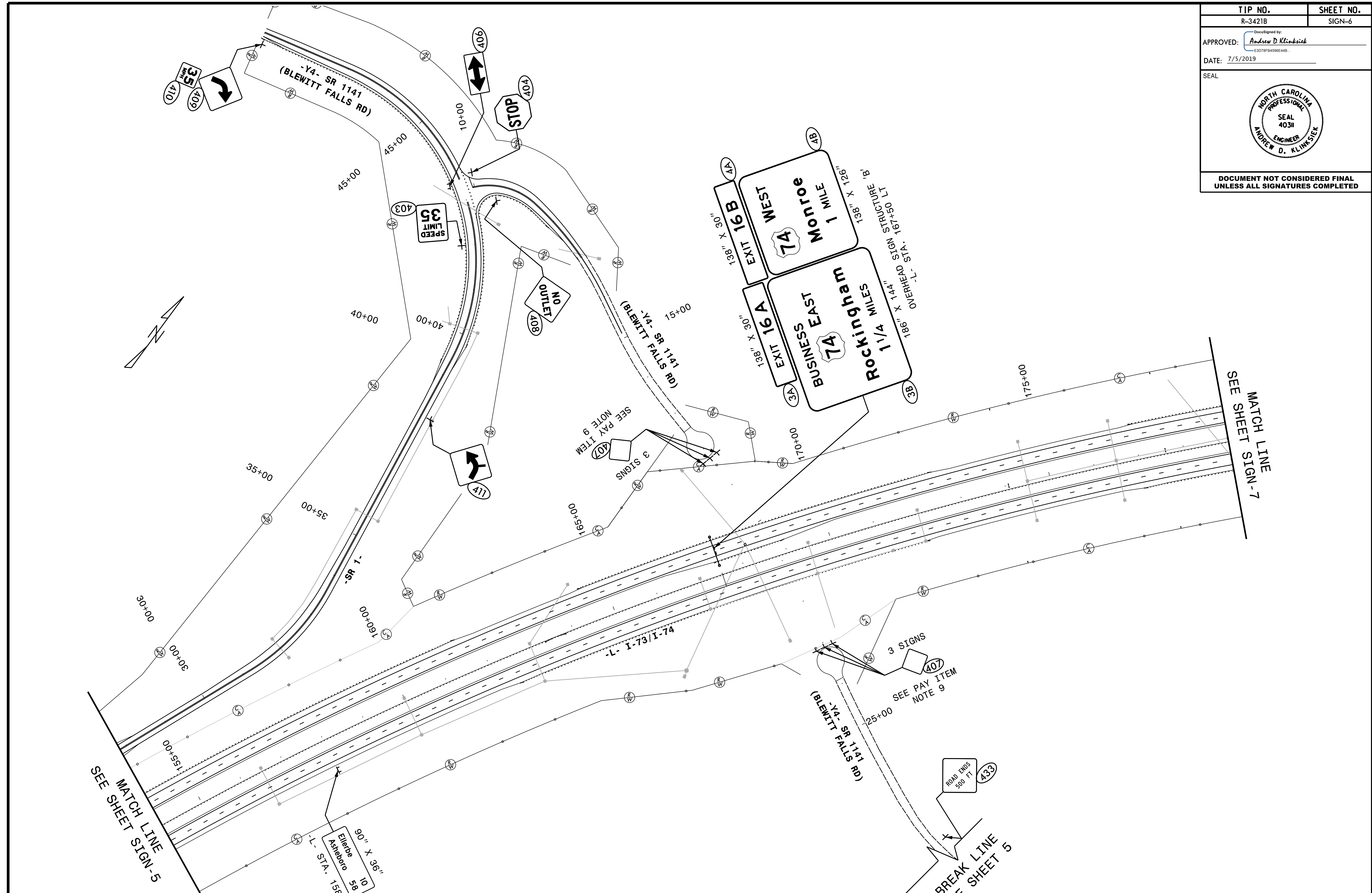


NOTE:
RETAIN ALL EXISTING SIGNS UNLESS OTHERWISE NOTED.

HNTB
HNTB NORTH CAROLINA, P.C.
343 E. Six Forks Road, Suite 200
Raleigh, North Carolina 27609
NC License No: c-1554
(919) 546-8997

**EXISTING AND
PROPOSED SIGNS
STA. 128+00 TO 154+00**


TIP NO. R-3421B	SHEET NO. SIGN-6
APPROVED: <u>Andrew D. Klimbsiek</u> <small>ES078FB459E44B</small>	
DATE: 7/5/2019	
SEAL 	
DOCUMENT NOT CONSIDERED FINAL UNLESS ALL SIGNATURES COMPLETED	

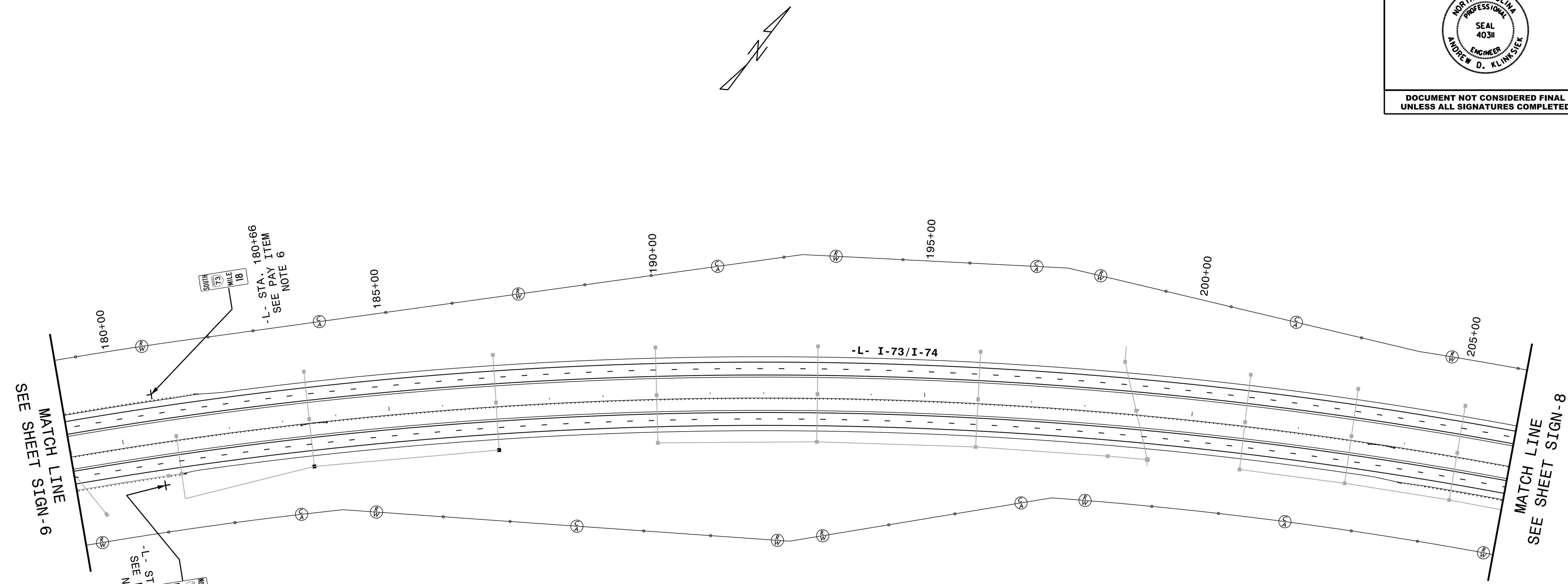


NOTE:
RETAIN ALL EXISTING SIGNS UNLESS OTHERWISE NOTED.

HNTB
HNTB NORTH CAROLINA, P.C.
343 E. Six Forks Road, Suite 200
Raleigh, North Carolina 27609
NC License No: C-1554
(919) 546-8997

**EXISTING AND
PROPOSED SIGNS
STA. 154+00 TO 179+00**


TIP NO. R-3421B	SHEET NO. SIGN-7
APPROVED: <i>Andrew D. Klincksiek</i> <small>E3078FB459E44B</small>	
DATE: 7/5/2019	
SEAL	
	
DOCUMENT NOT CONSIDERED FINAL UNLESS ALL SIGNATURES COMPLETED	

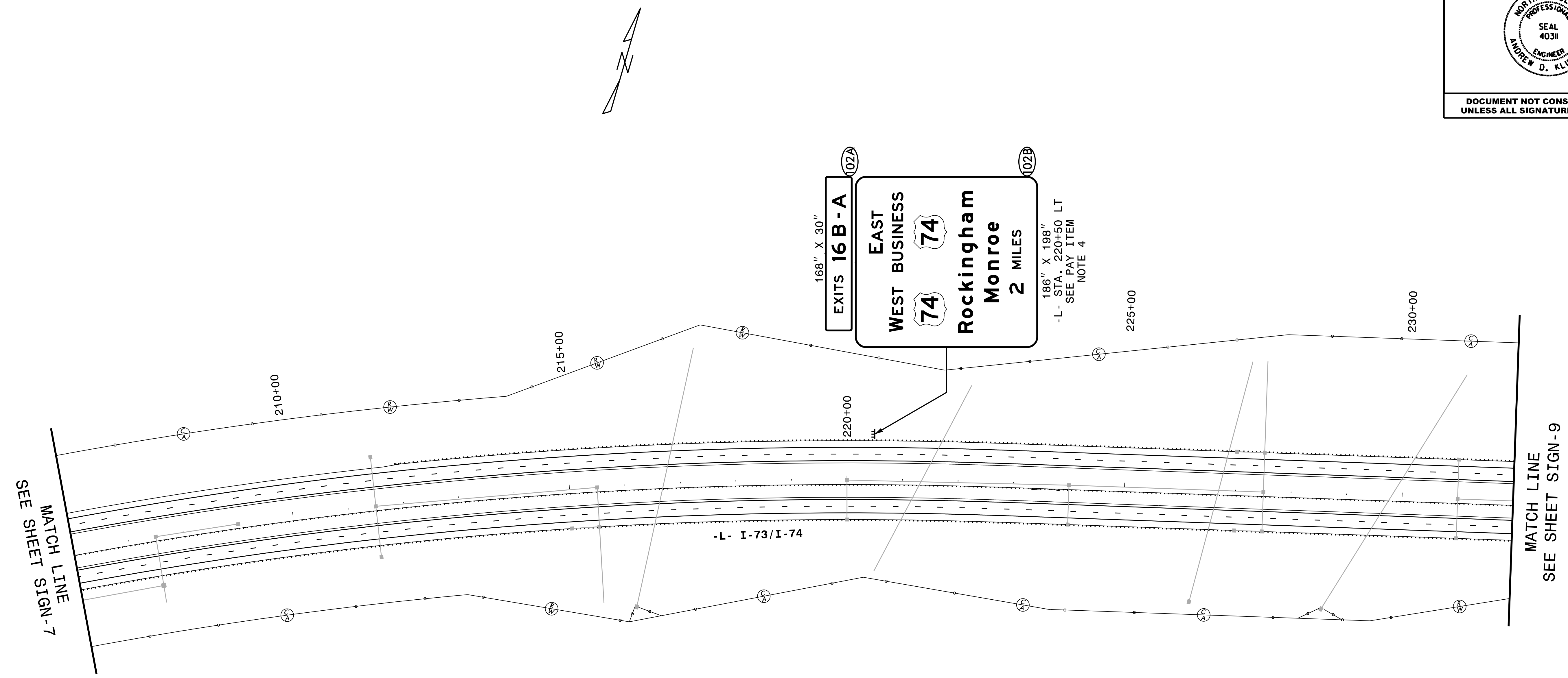


NOTE:
RETAIN ALL EXISTING SIGNS UNLESS OTHERWISE NOTED.

HNTB
 HNTB NORTH CAROLINA, P.C.
 343 E. Six Forks Road, Suite 200
 Raleigh, North Carolina 27609
 NC License No: C-1554
 (919) 546-8997

**PROPOSED SIGNS
STA. 179+00 TO 206+00**


TIP NO. R-3421B	SHEET NO. SIGN-8
APPROVED: <i>Andrew D. Klimbsiek</i> <small>ES078FB459E44B</small>	
DATE: 7/5/2019	
SEAL	
	
DOCUMENT NOT CONSIDERED FINAL UNLESS ALL SIGNATURES COMPLETED	

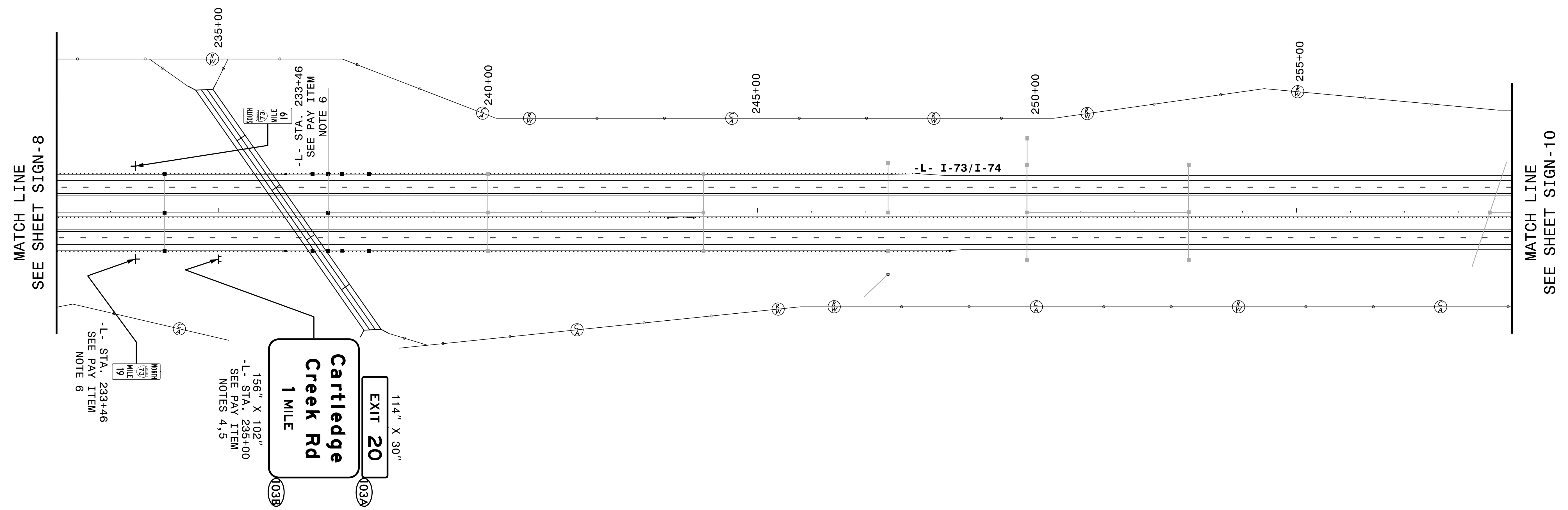


NOTE:
RETAIN ALL EXISTING SIGNS UNLESS OTHERWISE NOTED.

HNTB
 HNTB NORTH CAROLINA, P.C.
 343 E. Six Forks Road, Suite 200
 Raleigh, North Carolina 27609
 NC License No: C-1554
 (919) 546-8997

PROPOSED SIGNS
STA. 206+00 TO 232+00


TIP NO. R-3421B	SHEET NO. SIGN-9
APPROVED: <i>Andrew D. Klimbsiek</i> <small>E3078FB459E44B</small>	
DATE: 7/5/2019	
SEAL 	
DOCUMENT NOT CONSIDERED FINAL UNLESS ALL SIGNATURES COMPLETED	

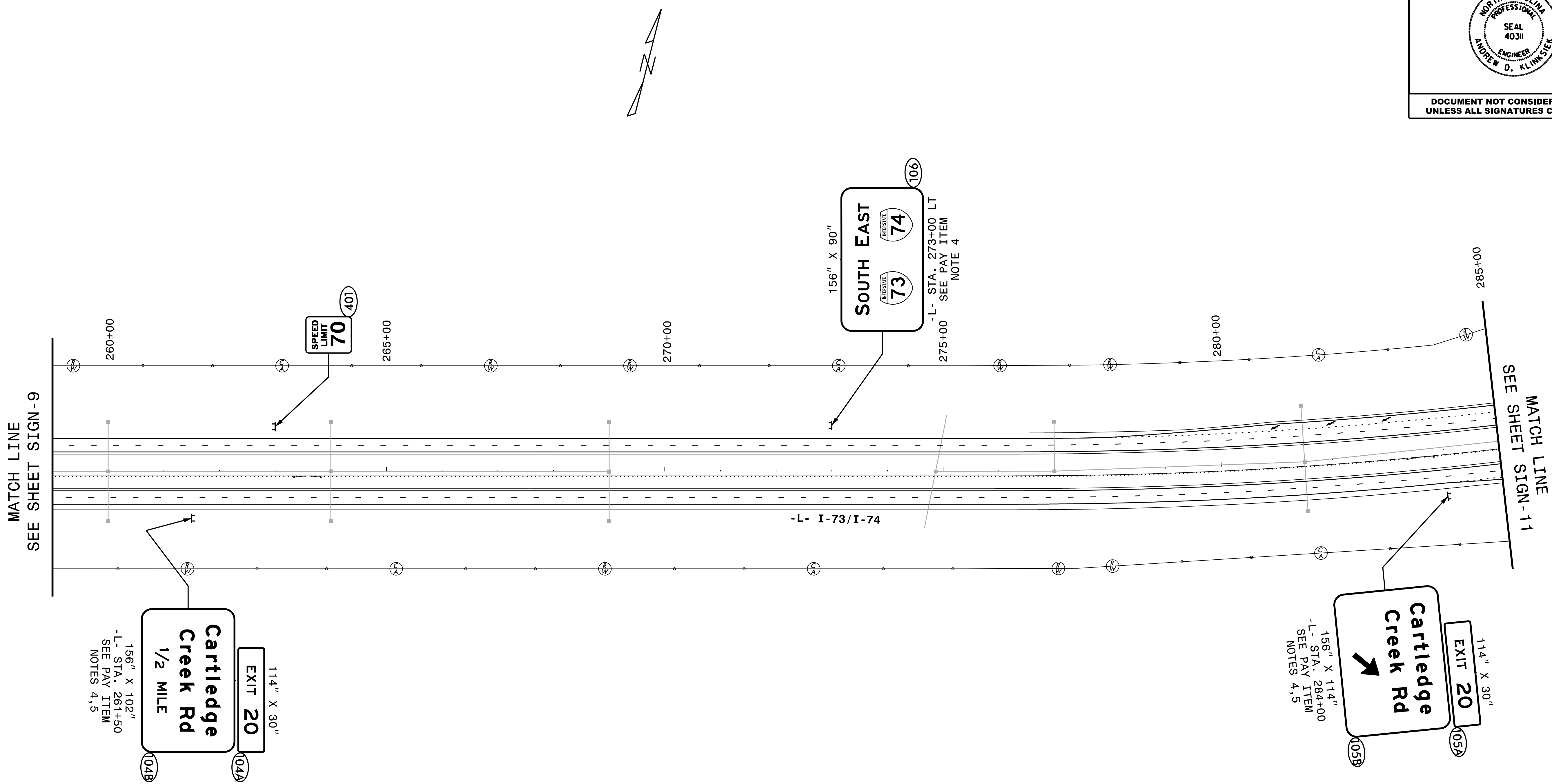


NOTE:
RETAIN ALL EXISTING SIGNS UNLESS OTHERWISE NOTED.

HNTB
 HNTB NORTH CAROLINA, P.C.
 343 E. Six Forks Road, Suite 200
 Raleigh, North Carolina 27609
 NC License No: C-1554
 (919) 546-8997

PROPOSED SIGNS
STA. 232+00 TO 259+00


TIP NO. R-3421B	SHEET NO. SIGN-10
APPROVED: <u>Andrew D. Klimbsiek</u> <small>ES078FB459E44B</small>	
DATE: 7/5/2019	
SEAL	
	
DOCUMENT NOT CONSIDERED FINAL UNLESS ALL SIGNATURES COMPLETED	

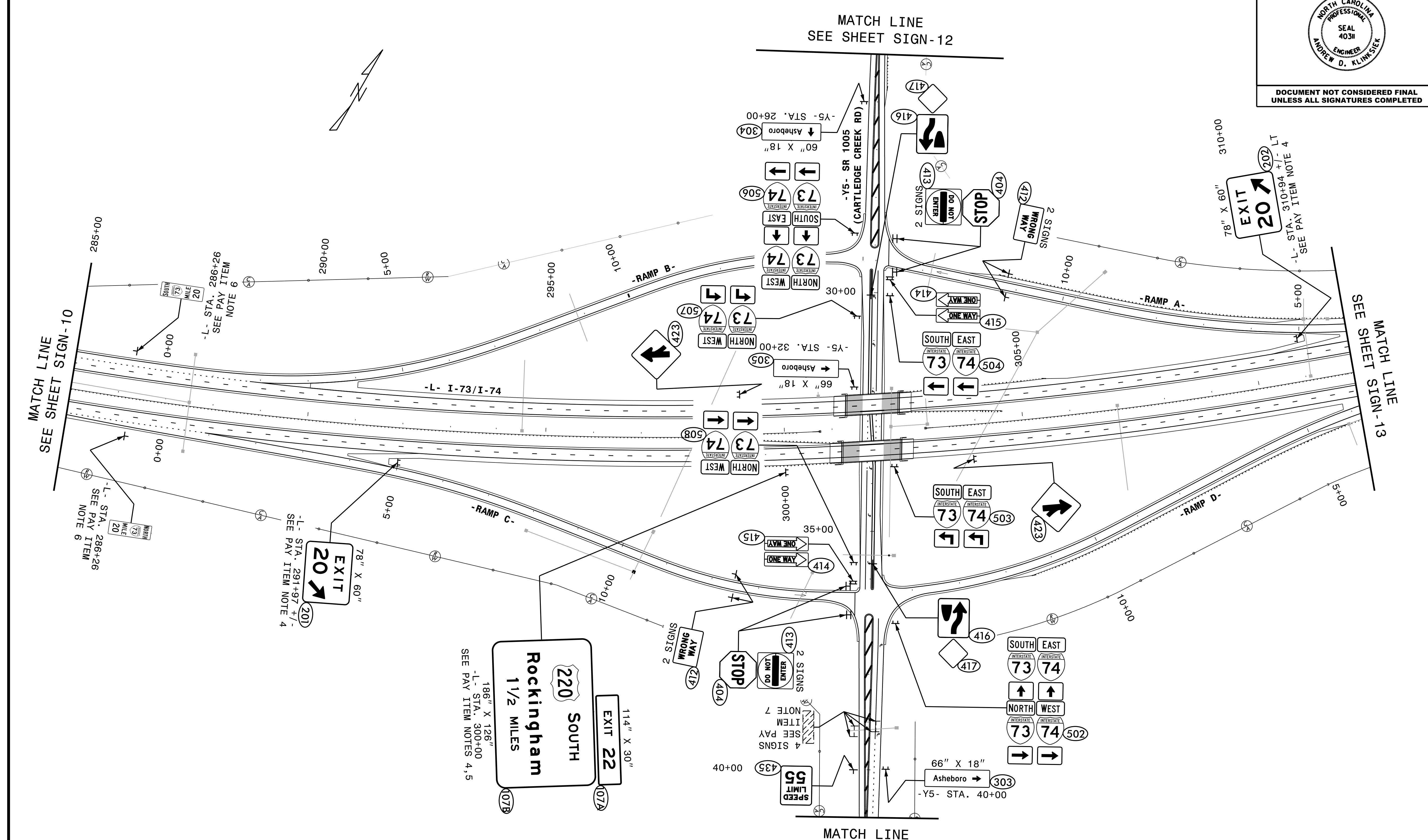


NOTE:
RETAIN ALL EXISTING SIGNS UNLESS OTHERWISE NOTED.

HNTB
HNTB NORTH CAROLINA, P.C.
343 E. Six Forks Road, Suite 200
Raleigh, North Carolina 27609
NC License No: C-1554
(919) 546-8997

PROPOSED SIGNS
STA. 259+00 TO 285+00


TIP NO. R-3421B	SHEET NO. SIGN-11
APPROVED: <u>Andrew D. Klimbsiek</u> <small>E-3078FB459E44B</small>	
DATE: 7/5/2019	
SEAL	
	
DOCUMENT NOT CONSIDERED FINAL UNLESS ALL SIGNATURES COMPLETED	



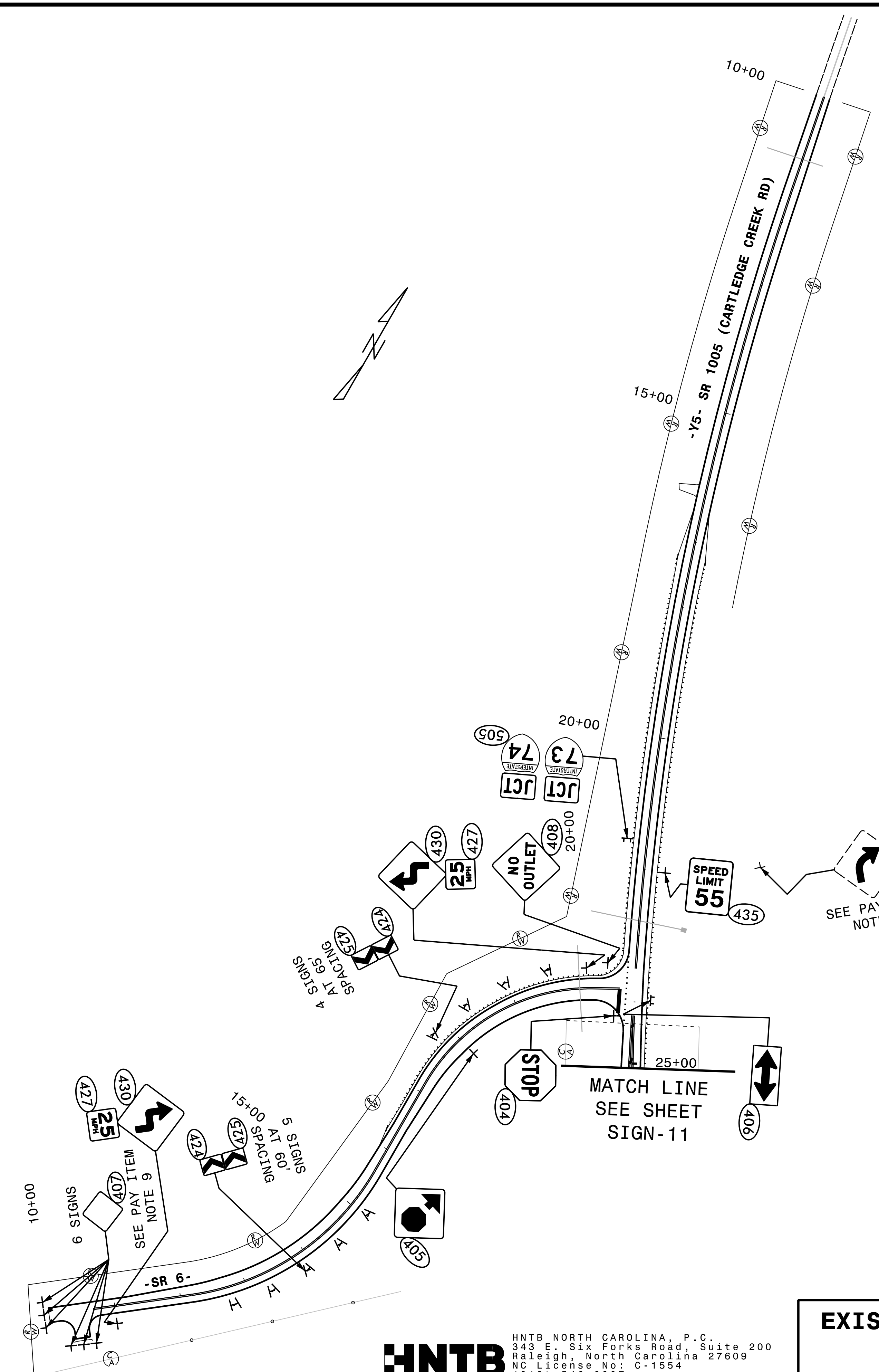
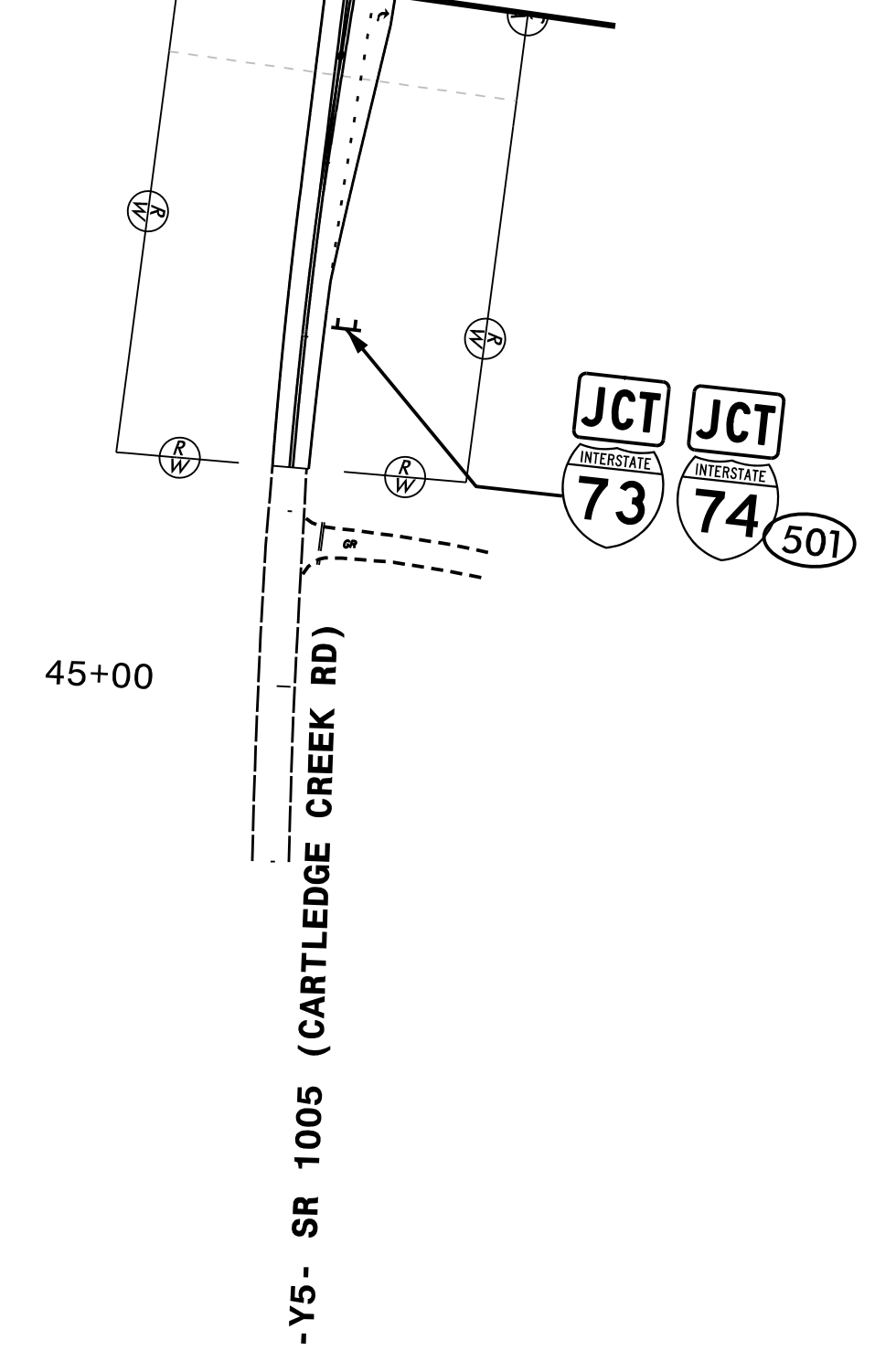
NOTE:
RETAIN ALL EXISTING SIGNS UNLESS OTHERWISE NOTED.

HNTB
 HNTB NORTH CAROLINA, P.C.
 343 E. Six Forks Road, Suite 200
 Raleigh, North Carolina 27609
 NC License No: C-1554
 (919) 546-8997

**EXISTING AND
PROPOSED SIGNS
STA. 285+00 TO 312+00**

TIP NO. R-3421B	SHEET NO. SIGN-12
APPROVED: <i>Andrew D. Klimbsiek</i> <small>E3078FB459E44B</small>	
DATE: 7/5/2019	
SEAL	
	
DOCUMENT NOT CONSIDERED FINAL UNLESS ALL SIGNATURES COMPLETED	


MATCH LINE
SEE SHEET SIGN-11

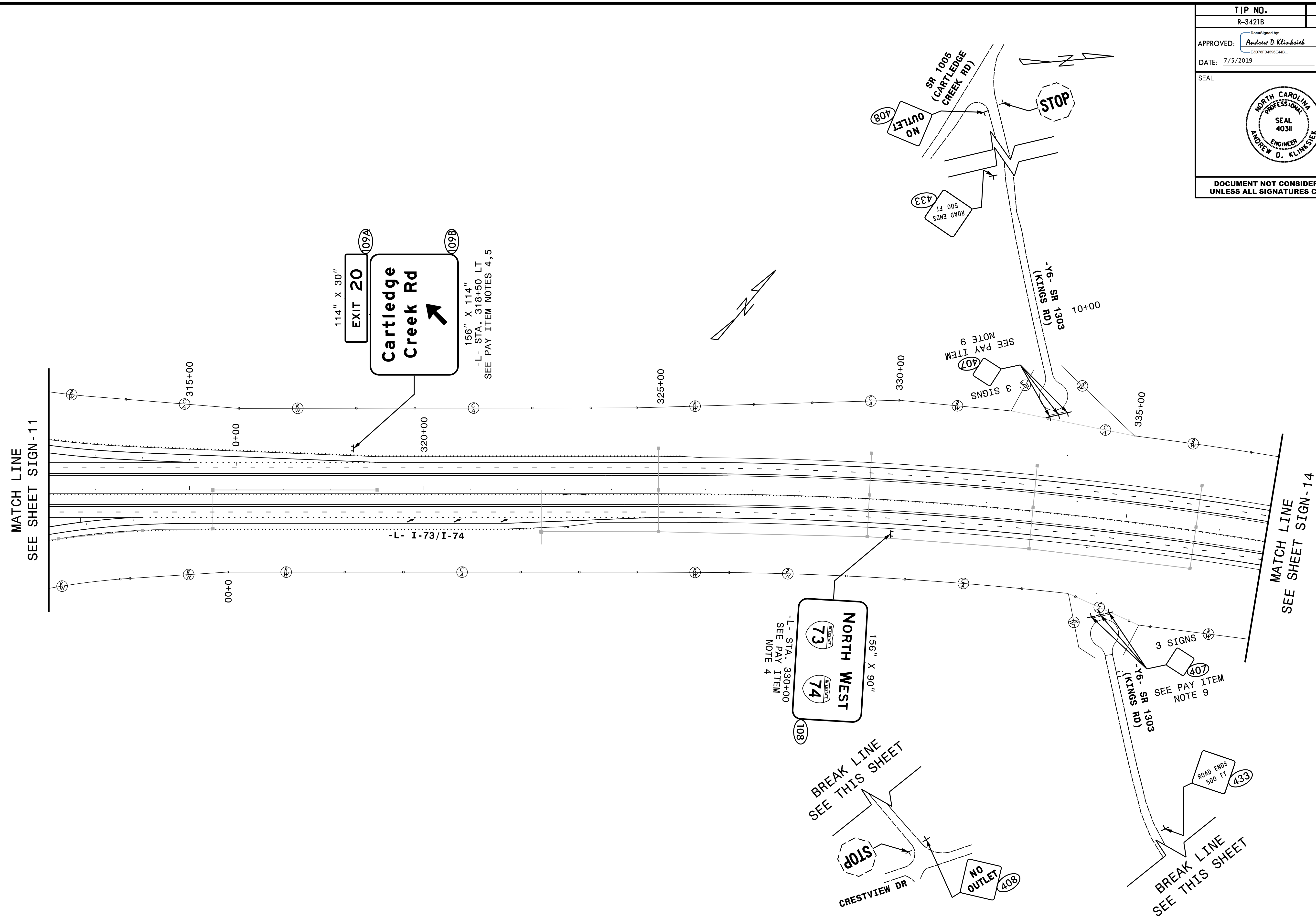


NOTE:
RETAIN ALL EXISTING SIGNS UNLESS OTHERWISE NOTED.

HNTB
HNTB NORTH CAROLINA, P.C.
343 E. Six Forks Road, Suite 200
Raleigh, North Carolina 27609
NC License No: C-1554
(919) 546-8997

**EXISTING AND PROPOSED SIGNS
-Y5- SR 1005
(CARTLEDGE CREEK RD)**


TIP NO. R-3421B	SHEET NO. SIGN-13
APPROVED: <u>Andrew D. Klimbsiek</u> <small>ES078FB459E44B</small>	
DATE: 7/5/2019	
SEAL	
	
DOCUMENT NOT CONSIDERED FINAL UNLESS ALL SIGNATURES COMPLETED	

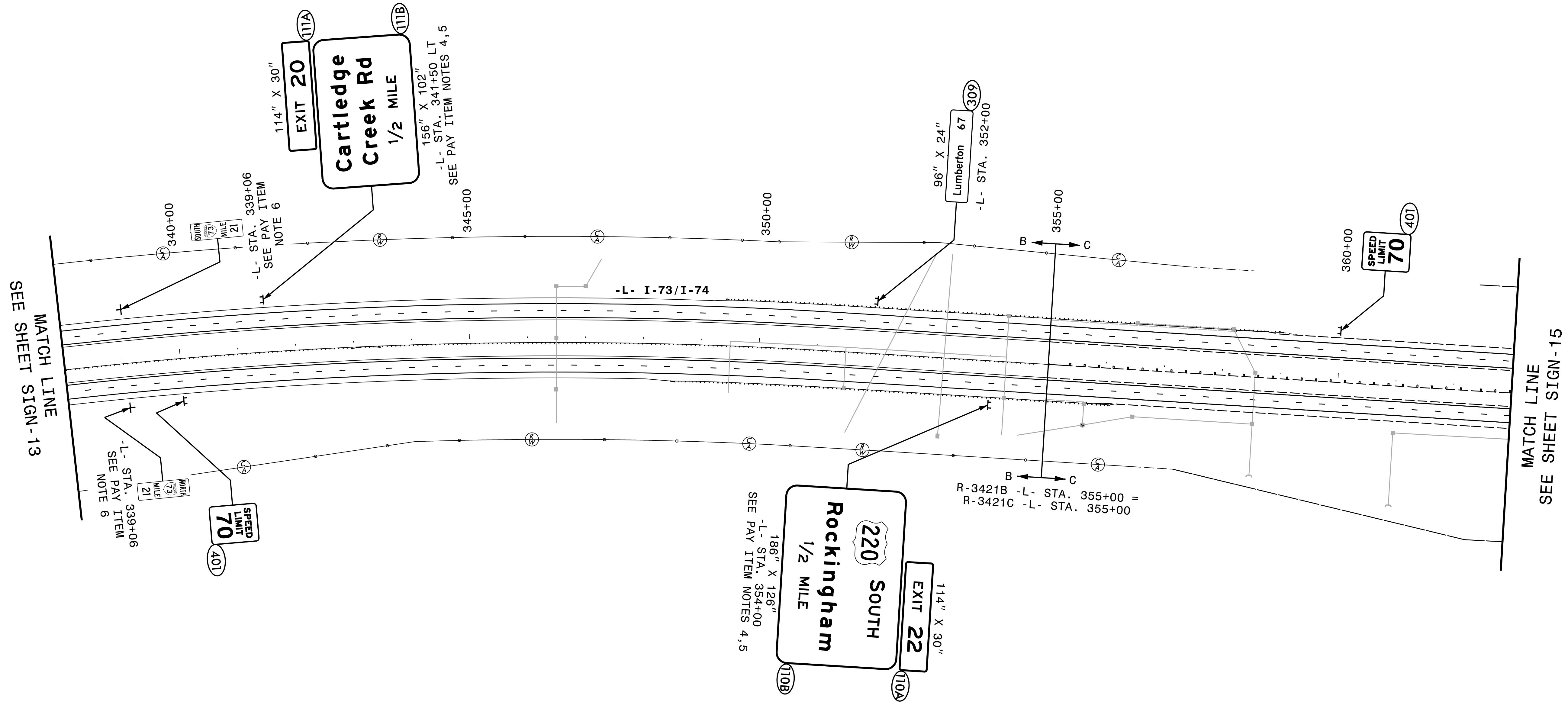


NOTE:
RETAIN ALL EXISTING SIGNS UNLESS OTHERWISE NOTED.

HNTB
HNTB NORTH CAROLINA, P.C.
343 E. Six Forks Road, Suite 200
Raleigh, North Carolina 27609
NC License No: C-1554
(919) 546-8997

**EXISTING AND PROPOSED SIGNS
STA. 312+00 TO 338+00**


TIP NO. R-3421B	SHEET NO. SIGN-14
APPROVED: <u>Andrew D. Klimbsiek</u> <small>DocuSigned by: E3078FB459E44B</small>	
DATE: 7/5/2019	
SEAL	
	
DOCUMENT NOT CONSIDERED FINAL UNLESS ALL SIGNATURES COMPLETED	

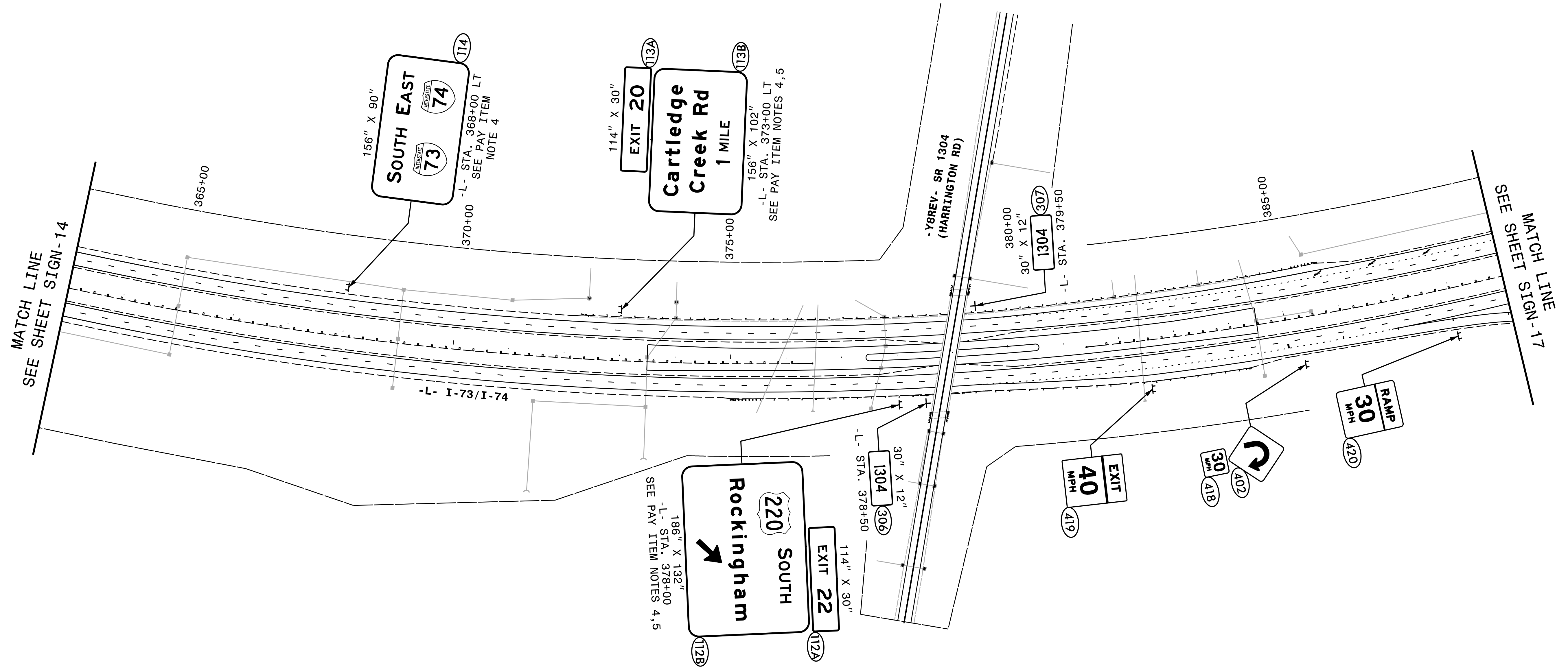


NOTE:
RETAIN ALL EXISTING SIGNS UNLESS OTHERWISE NOTED.

HNTB
HNTB NORTH CAROLINA, P.C.
343 E. Six Forks Road, Suite 200
Raleigh, North Carolina 27609
NC License No: C-1554
(919) 546-8997

PROPOSED SIGNS
STA. 338+00 TO 363+00


TIP NO. R-3421B	SHEET NO. SIGN-15
APPROVED: <u>Andrew D. Klimbsiek</u> <small>ES078FB459E44B</small>	
DATE: 7/5/2019	
SEAL	
	
DOCUMENT NOT CONSIDERED FINAL UNLESS ALL SIGNATURES COMPLETED	

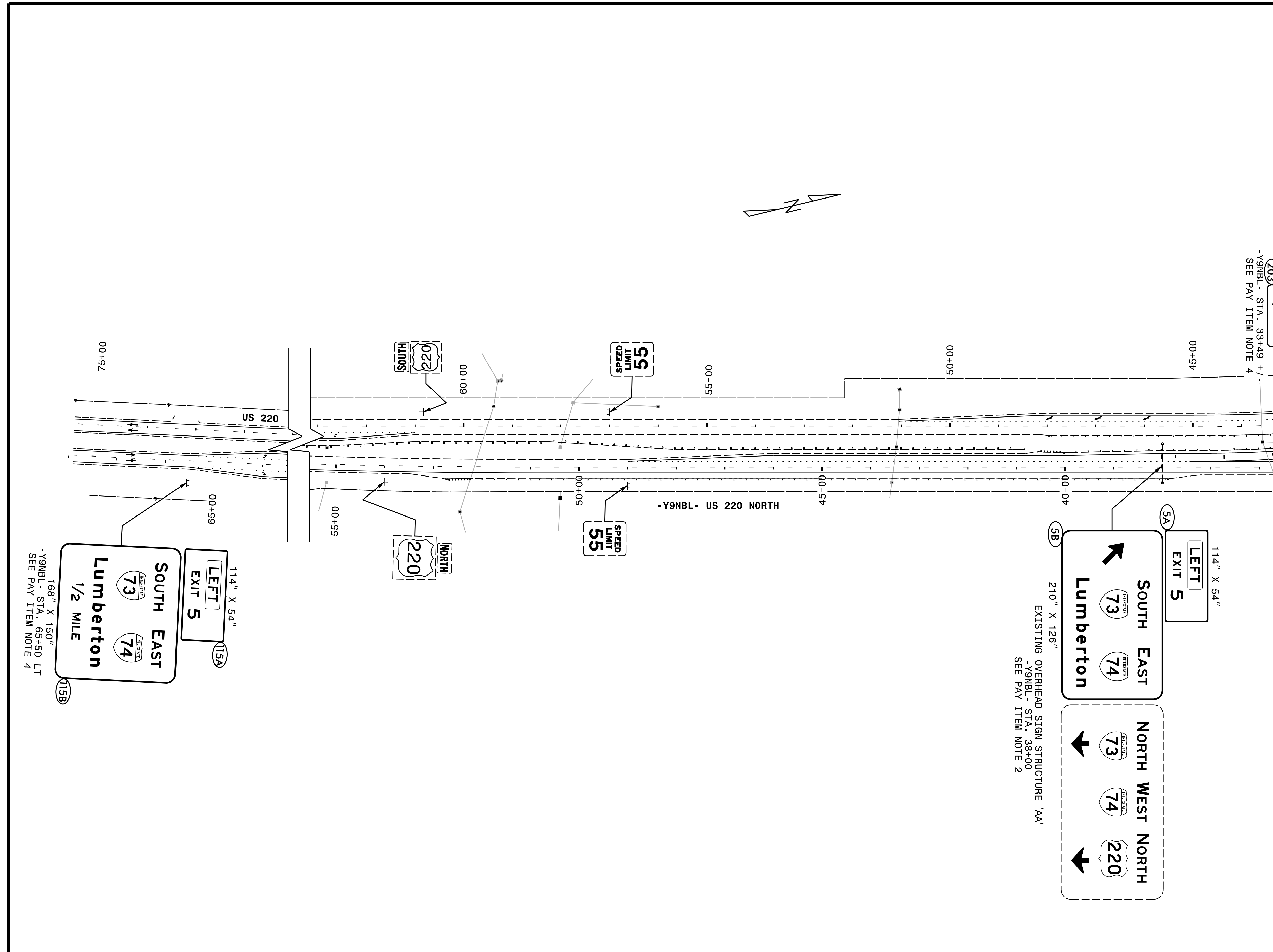


NOTE:
RETAIN ALL EXISTING SIGNS UNLESS OTHERWISE NOTED.

HNTB
HNTB NORTH CAROLINA, P.C.
343 E. Six Forks Road, Suite 200
Raleigh, North Carolina 27609
NC License No: C-1554
(919) 546-8997

PROPOSED SIGNS
STA. 363+00 TO 389+00


TIP NO. R-3421B	SHEET NO. SIGN-16
APPROVED: <i>Andrew D. Klimbsiek</i> <small>E3078FB459E44B</small>	
DATE: 7/5/2019	
	
DOCUMENT NOT CONSIDERED FINAL UNLESS ALL SIGNATURES COMPLETED	

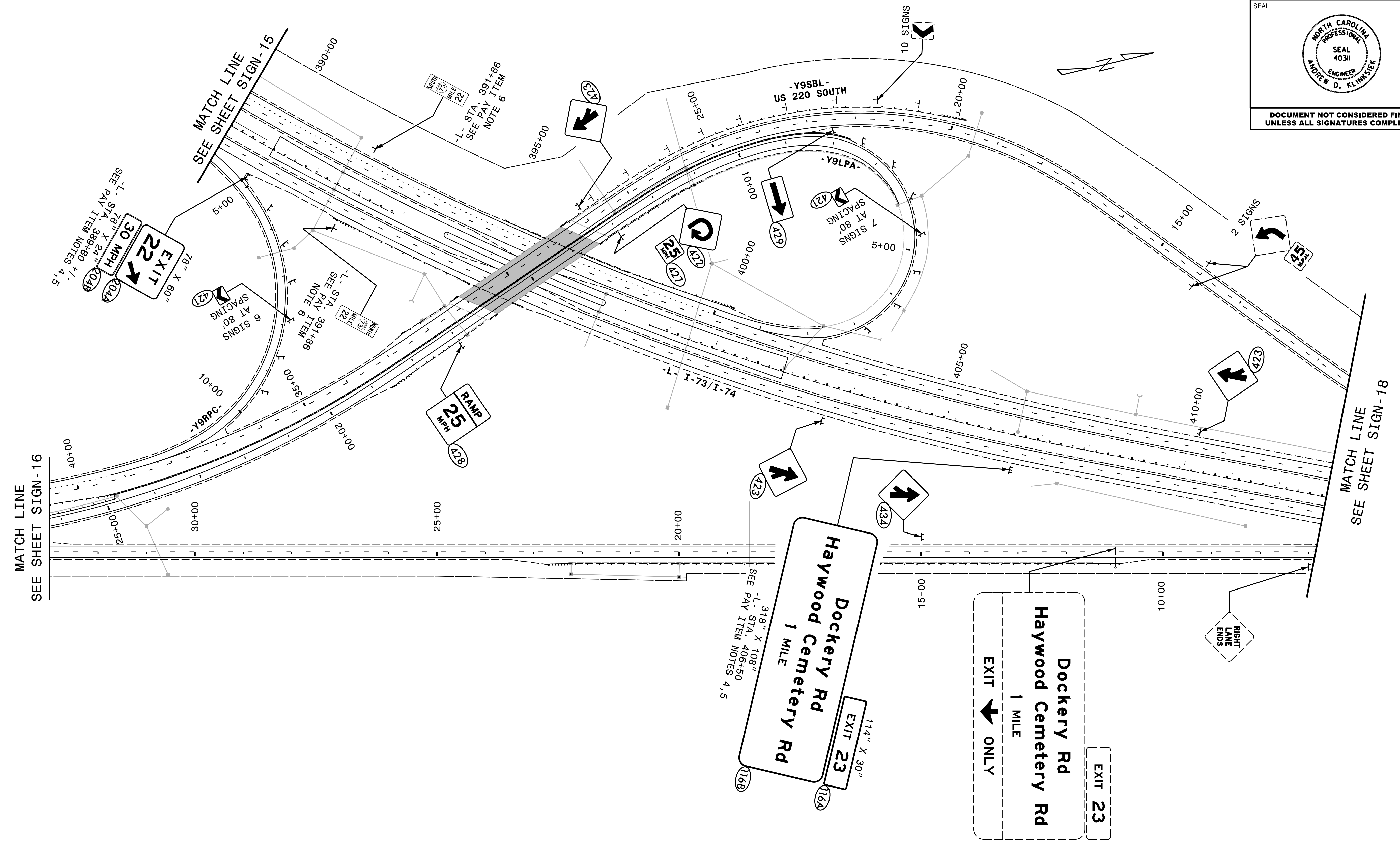


NOTE:
RETAIN ALL EXISTING SIGNS UNLESS OTHERWISE NOTED.

HNTB
 HNTB NORTH CAROLINA, P.C.
 343 E. Six Forks Road, Suite 200
 Raleigh, North Carolina 27609
 NC License No: C-1554
 (919) 546-8997

**EXISTING AND
PROPOSED SIGNS
STA. 58+00 TO 33+00**


TIP NO. R-3421B	SHEET NO. SIGN-17
APPROVED: <i>Andrew D. Klimbsiek</i> <small>E3078FB459E44B</small>	
DATE: 7/5/2019	
SEAL	
	
DOCUMENT NOT CONSIDERED FINAL UNLESS ALL SIGNATURES COMPLETED	

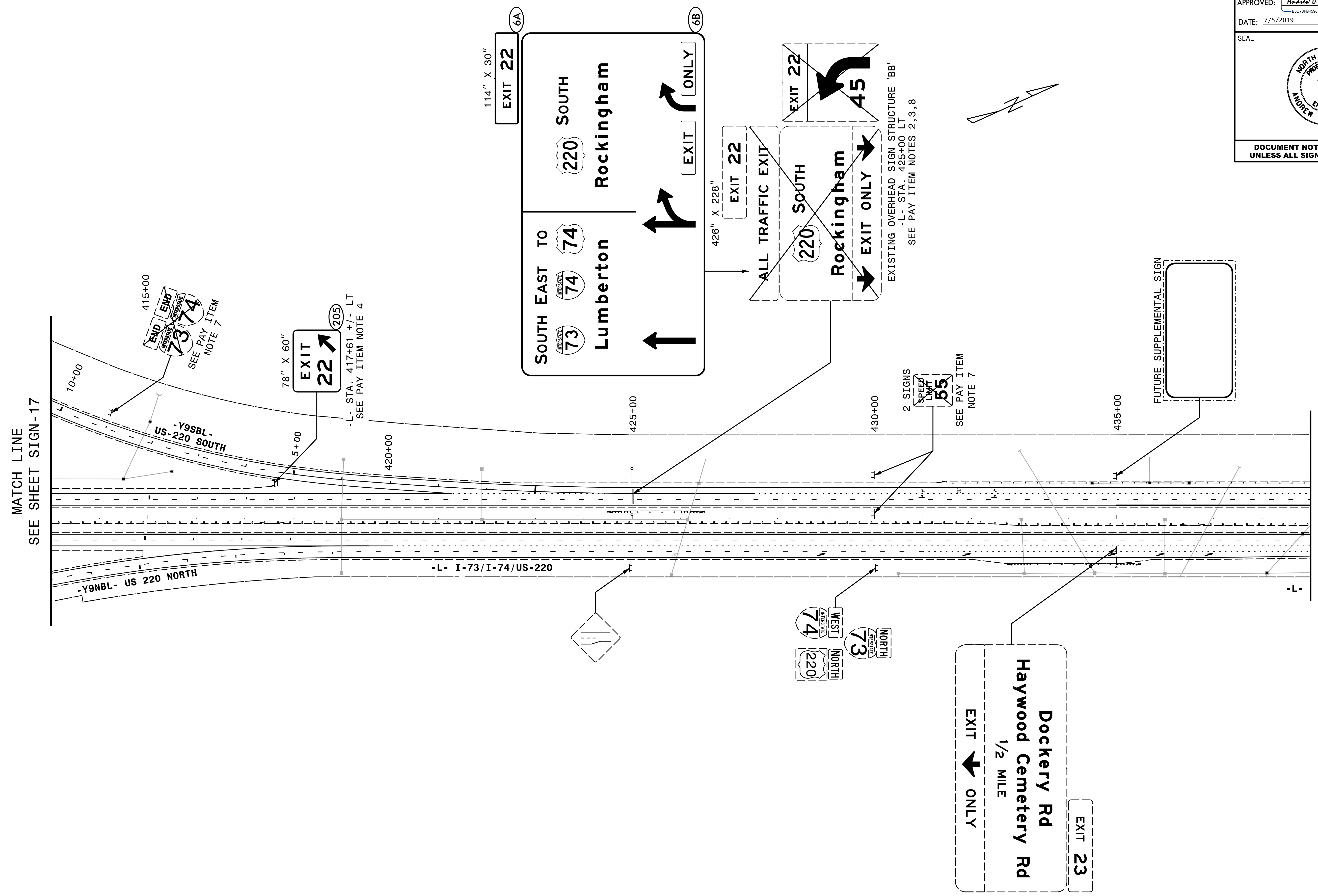


NOTE:
RETAIN ALL EXISTING SIGNS UNLESS OTHERWISE NOTED.

HNTB
HNTB NORTH CAROLINA, P.C.
343 E. Six Forks Road, Suite 200
Raleigh, North Carolina 27609
NC License No: C-1554
(919) 546-8997

**EXISTING AND
PROPOSED SIGNS
STA. 389+00 TO 413+00**


TIP NO. R-3421B	SHEET NO. SIGN-18
APPROVED: <u>Andrew D. Klimbsiek</u> <small>ES078FB459E44B</small>	
DATE: 7/5/2019	
SEAL	
	
DOCUMENT NOT CONSIDERED FINAL UNLESS ALL SIGNATURES COMPLETED	

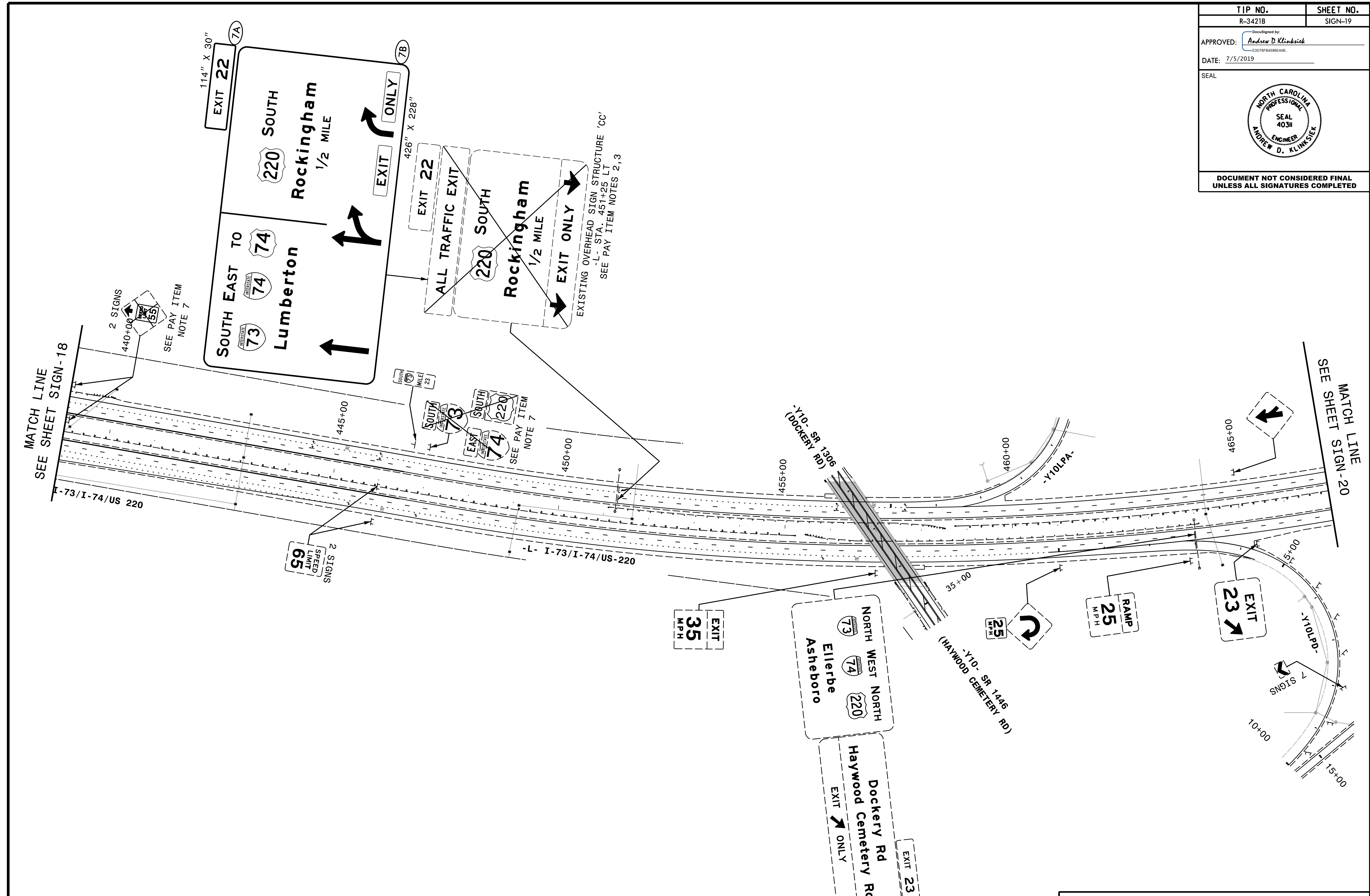


NOTE:
RETAIN ALL EXISTING SIGNS UNLESS OTHERWISE NOTED.

HNTB
HNTB NORTH CAROLINA, P.C.
343 E. Six Forks Road, Suite 200
Raleigh, North Carolina 27609
NC License No: C-1554
(919) 546-8997

**EXISTING AND
PROPOSED SIGNS
STA. 413+00 TO 439+00**


TIP NO. R-3421B	SHEET NO. SIGN-19
APPROVED: <i>Andrew D. Klimbsiek</i> <small>ES078FB459E44B</small>	
DATE: 7/5/2019	
SEAL	
	
DOCUMENT NOT CONSIDERED FINAL UNLESS ALL SIGNATURES COMPLETED	

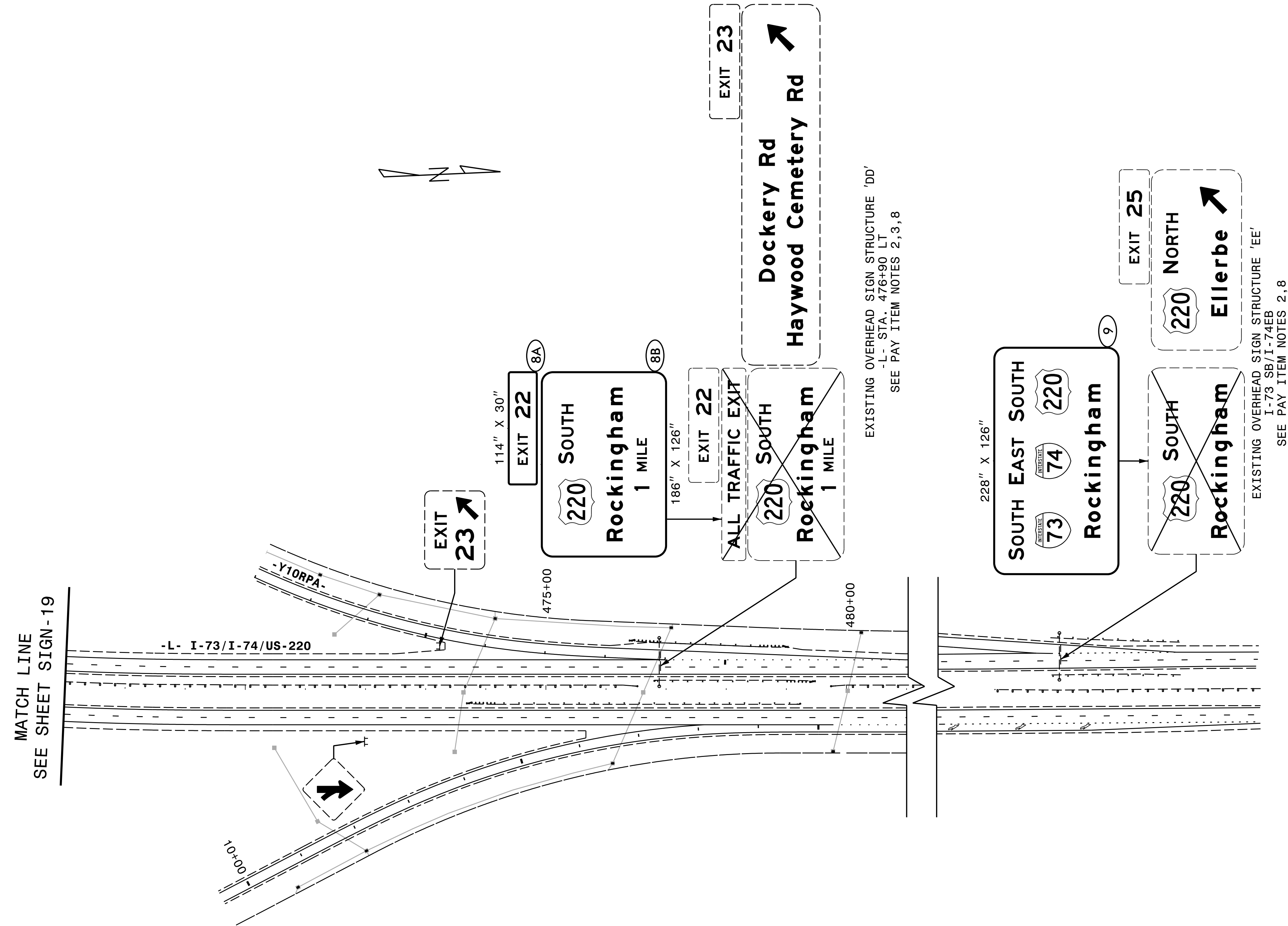


NOTE:
RETAIN ALL EXISTING SIGNS UNLESS OTHERWISE NOTED.

HNTB
HNTB NORTH CAROLINA, P.C.
343 E. Six Forks Road, Suite 200
Raleigh, North Carolina 27609
NC License No: C-1554
(919) 546-8997

**EXISTING AND
PROPOSED SIGNS
STA. 439+00 TO 467+00**

TIP NO. R-3421B	SHEET NO. SIGN-20
APPROVED: <i>Andrew D. Klinbsiek</i> <small>ES078FB459E44B</small>	
DATE: 7/5/2019	
SEAL 	
DOCUMENT NOT CONSIDERED FINAL UNLESS ALL SIGNATURES COMPLETED	



NOTE:
RETAIN ALL EXISTING SIGNS UNLESS OTHERWISE NOTED.

HNTB
HNTB NORTH CAROLINA, P.C.
343 E. Six Forks Road, Suite 200
Raleigh, North Carolina 27609
NC License No: C-1554
(919) 546-8997

**EXISTING AND
PROPOSED SIGNS
STA. 467+00 TO 481+00**