


**This electronic collection of documents is provided  
for the convenience of the user  
and is Not a Certified Document –**

**The documents contained herein were originally issued  
and sealed by the individuals whose names and license  
numbers appear on each page, on the dates appearing  
with their signature on that page.**

**This file or an individual page  
shall not be considered a certified document.**

TIP NO.	SHEET NO.
R - 1015	S - 1
APPROVED: <i>Ron King</i>	
DATE: 11/20/2018	
SEAL	
	
DOCUMENT NOT CONSIDERED FINAL UNLESS ALL SIGNATURES COMPLETED	

**STATE OF NORTH CAROLINA  
DEPARTMENT OF TRANSPORTATION**

**SIGNING PLAN  
CRAVEN & CARTERET COUNTIES**

**LOCATION: US 70 (HAVELOCK BYPASS) FROM SOUTH OF CARTERET /CRAVEN  
COUNTY LINE TO SOUTH OF SR 1176, (CAROLINA PINES BLVD.)**

**T.I.P.: R-1015**

**CONTRACT:**

**INDEX**


SHEET NO.	DESCRIPTION
S-1	TITLE SHEET
S-2	RWY STD DRAWINGS & GENERAL NOTES
S-3	SUPPORT INFORMATION
S-4-4P	SIGN DESIGNS
S-5-5A	'E', 'F' & MILMARKERS TYPE SIGNS
S-6-6G	OVERHEAD DETAILS
S-7-34	SIGN DETAIL SHEETS

**SUMMARY OF QUANTITIES**

ITEM NO.	ITEM DESCRIPTION	QUANTITY	UNIT
4048000000	REINFORCED CONCRETE SIGN FOUNDATION	16	C.Y.
4054000000	PLAIN CONCRETE SIGN FOUNDATION	4	C.Y.
4057000000	OVERHEAD FOOTING	148	C.Y.
4060000000	SUPPORTS, BREAKAWAY STEEL BEAM	14533	LB.
4066000000	SUPPORTS, SIMPLE STEEL BEAM	7946	LB.
4072000000	SUPPORTS, 3 LB STEEL U-CHANNEL (CROSS BRACING)	306	L.F.
4082000000	SUPPORTS, WOOD	4474	L.F.
4096000000	SIGN ERECTION, TYPE D	12	EA.
4102000000	SIGN ERECTION, TYPE E	125	EA.
4108000000	SIGN ERECTION, TYPE F	27	EA.
4109000000	SIGN ERECTION, TYPE A (OVERHEAD)	14	EA.
4109000000	SIGN ERECTION, TYPE B (OVERHEAD)	7	EA.
4110000000	SIGN ERECTION, TYPE A (GROUND MOUNTED)	29	EA.
4110000000	SIGN ERECTION, TYPE B (GROUND MOUNTED)	22	EA.
4114000000	SIGN ERECTION, MILEMARKERS	22	EA.
4115000000	SIGN ERECTION, OVERLAY (OVERHEAD)	3	EA.
4116100000	SIGN ERECTION, RELOCATE SIGN TYPE E	8	EA.
4141000000	DISPOSAL OF SUPPORT, WOOD	8	EA.
4158000000	DISPOSAL OF SIGN SYSTEM, WOOD	56	EA.

**PLAN REVIEWED BY: N.C.D.O.T. SIGNING AND DELINEATION UNIT**

**A. ALQUDWAH, P.E.** SIGNING & DELINEATION REGIONAL ENGINEER  
**ERIC WARD** SIGNING & DELINEATION PROJECT DESIGN ENGINEER



**PLAN PREPARED BY: HDR**

**RON KING, P.E.** PROJECT ENGINEER  
**R. DRAYTON** TRAFFIC DESIGNER

**HDR** HDR Engineering, Inc. of the Carolinas  
555 Fayetteville St., Suite 900, Raleigh, N.C. 27601  
N.C.B.E.L.S. License Number: F-0116

TIP NO.	SHEET NO.
R-1015	S-2
APPROVED: <i>Ron King</i>	
DATE: 9/19/2018	
SEAL	
	
<b>DOCUMENT NOT CONSIDERED FINAL UNLESS ALL SIGNATURES COMPLETED</b>	
 HDR Engineering, Inc. of the Carolinas 555 Fayetteville St, Suite 900 Raleigh, N.C. 27601 N.C.B.E.L.S. License Number: F-0116	

### ROADWAY STANDARD DRAWING

THE FOLLOWING ROADWAY STANDARDS AS APPEAR IN "ROADWAY STANDARD DRAWINGS" - PROJECT SERVICES UNIT - N.C. DEPARTMENT OF TRANSPORTATION - RALEIGH, N.C., DATED JANUARY 2018 ARE APPLICABLE TO THIS PROJECT AND BY REFERENCE HEREBY ARE CONSIDERED A PART OF THESE PLANS:

STD. NO.	TITLE
901.10	TYPE 'A' SIGNS
901.20	TYPE 'B' SIGNS
901.50	ARROWS AND SHIELDS
901.60	RIVET SPACING FOR OVERLAYED SIGNS
901.70	SIGN STRINGERS AND SUPPORT SPACING
901.80	SIGN MOUNTING DETAILS FOR TYPE A AND TYPE B SIGNS
903.10	GROUND MOUNTED SIGN SUPPORTS
903.20	MOUNTING OF TYPE 'D', 'E', AND 'F' SIGNS ON WOOD POSTS
904.10	ORIENTATION OF GROUND MOUNTED SIGNS
904.20	SECONDARY SIGN MOUNTING
904.40	MILEPOST AND PLACEMENT

### GENERAL NOTES

- . SIGNS FURNISHED BY STATE
- . CONFIRM IN WRITING AT LEAST 4 MONTHS IN ADVANCE, THE ACTUAL DATE THE DEPARTMENT FURNISHED SIGNS WILL BE REQUIRED.
- . ALL TYPE 'D' SIGNS SHALL BE MOUNTED ON TWO WOOD POSTS UNLESS OTHERWISE INDICATED ON THE PLANS.
- . IF REMOVAL OR RELOCATION OF SIGNS ON PRIVATE STREET (NON-STATE MAINTAINED) IS REQUIRED DUE TO CONSTRUCTION, THE CONTRACTOR SHALL INFORM THE ENGINEER. THE WORK WILL BE COMPLETED BY OTHERS.
- . WHEN NOT STATIONED OR DIMENSIONED ON PLANS, ALL 'E' AND 'F' SIGNS SHALL BE FIELD LOCATED BY THE ENGINEER
- . ALL EXISTING SIGNS ON WOOD POST WITHIN THE PROJECT LIMITS SHALL BE REMOVED AND DISPOSED OF UNLESS OTHERWISE NOTED ON PLANS.
- . WHEN EXISTING SIGNS ARE REMOVED AND INSTALLED ON NEW SUPPORTS, THE RE-ERECTION SHALL IMMEDIATELY FOLLOW THE REMOVAL.
- . THE BACKGROUND FOR TYPE E & F SIGNS SHALL BE GRADE C REFLECTIVE SHEETING.
- . DO NOT BEGIN FABRICATION FOR TYPES A & B SIGNS MOUNTED ON OVERHEAD STRUCTURES OR STEEL SUPPORTS UNTIL "S" DIMENSIONS HAVE BEEN FIELD VERIFIED.
- . SEE ROADWAY PLANS FOR GUARD/GUIDE RAIL DETAILS.

### PROJECT NOTE

1. DISPOSAL OF SIGN SYSTEM, WOOD
2. RELOCATE SIGN, TYPE E
3. DISPOSAL OF SUPPORT, WOOD

09/19/18  
 Pwk:\pwworkspace\01\Documents\3322\10001376\10058641\6.0\_CAD\_BIM\6.2\_Work\_In\_Progress\Signing\CADD\RI015\_a1gn\_no tes.dgn  
 User:RDHAYTON







SIGN NUMBER: 1B  
TYPE: A  
QUANTITY: 1

BACKG COLOR: Green  
COPY COLOR: White

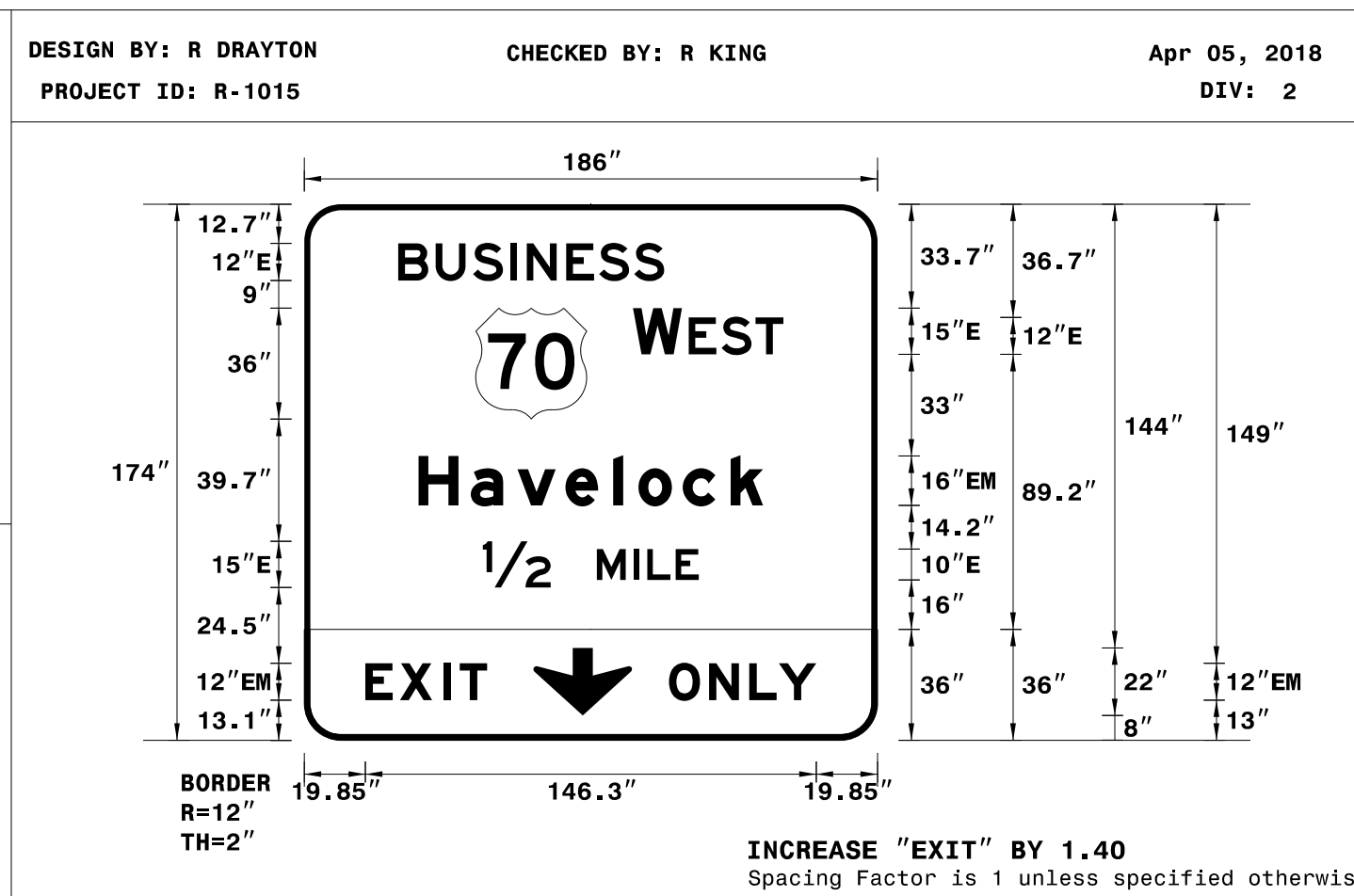
SYMBOL	X	Y	WID	HT
M1_4	55.7	104.3	36	36
ARDOWN	74.4	8	32	22

SIGN WIDTH: 15'-6"  
HEIGHT: 14'-6"  
TOTAL AREA: 224.8 Sq.Ft.

BORDER TYPE: FLUSH  
RECESS: 0"  
WIDTH: 2"  
RADII: 12"

NO. Z BARS: 5  
LENGTH: 178.0

MAT'L: 0.125" (3.2 mm) ALUMINUM



- USE NOTES: 1, 2, 3 & 4
- Legend and border(except those that are colored black) shall be direct applied Grade A sheeting.
  - Background shall be Grade C reflective sheeting.
  - Shields; A, B, and C type arrows shall be on 0.032" (0.8mm) aluminum and demountable.
  - Bottom panel shall be yellow Grade C sheeting on background with black recessed border.  
THICKNESS: 1.5" RECESS: 0.5"

LETTER POSITIONS

Letter spacings are to start of next letter

Letter	B	U	S	I	N	E	S	S	Series/Size
30.5	12.1	12.1	12.1	5.3	12.8	10.7	11.4	9.7	E 2000
106.7	15.9	2.2	10.7	11	9	30.5			E 2000
37.1	17	15.2	15.5	15.5	8.2	14.4	15.5	10.6	EM 2000
58	22	15	12	4.4	9.2	7.5	58		E 2000
19.9	11.2	14	5.4	8.9	126.6				EM 2000
118.4	13	13.1	9.6	12.1	19.9				EM 2000

FILENAME: Guidsign\_English\_8-2-13  
NORTH CAROLINA D.O.T. SIGN DETAIL

SIGN NUMBER: 2, 6 & 11  
TYPE: A  
QUANTITY: 3

BACKG COLOR: Green  
COPY COLOR: White

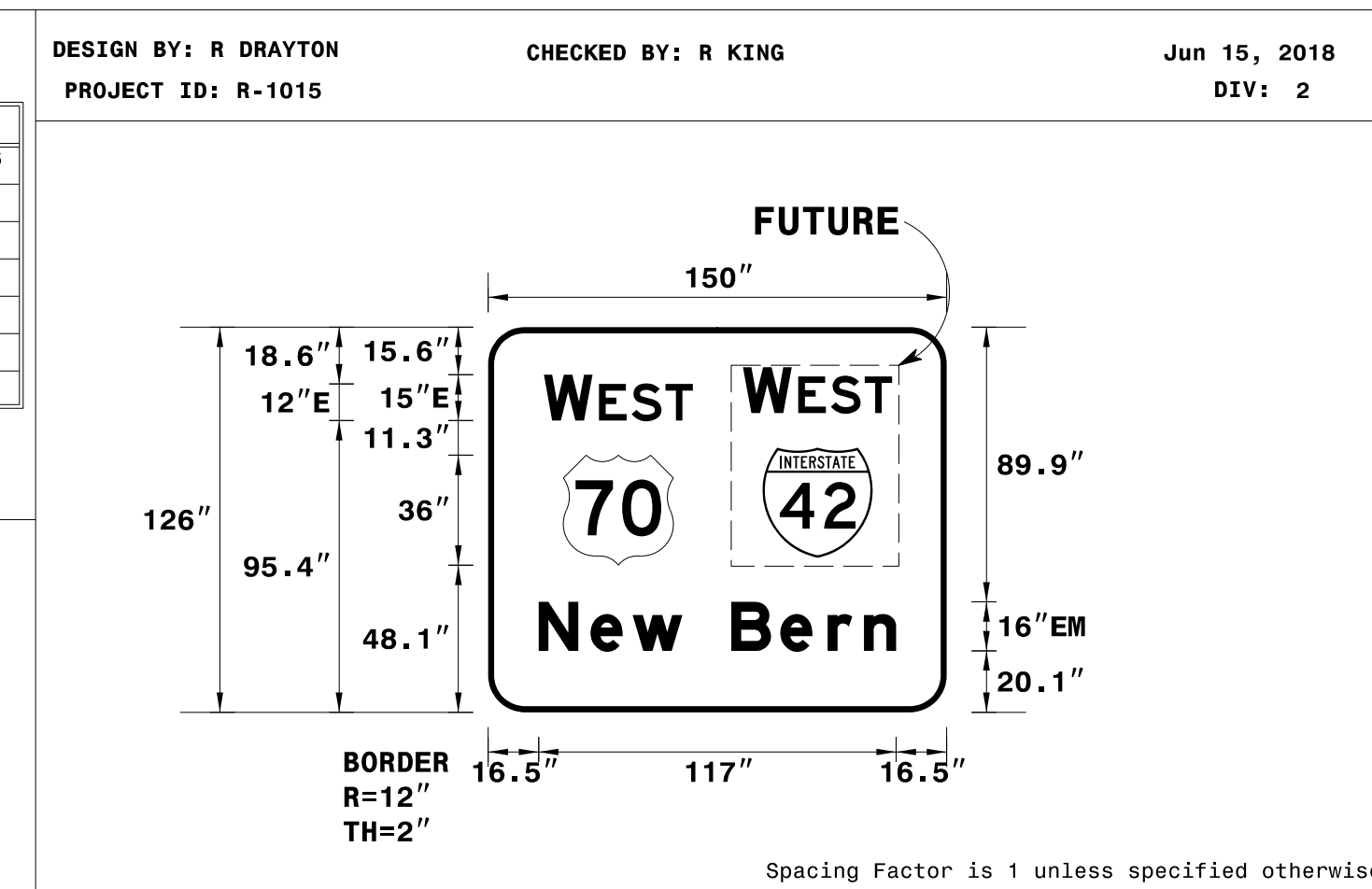
SYMBOL	X	Y	WID	HT
M1_4	24.6	48.1	36	36

SIGN WIDTH: 12'-6"  
HEIGHT: 10'-6"  
TOTAL AREA: 131.3 Sq.Ft.

BORDER TYPE: FLUSH  
RECESS: 0"  
WIDTH: 2"  
RADII: 12"

NO. Z BARS: 3  
LENGTH: 142.0

MAT'L: 0.125" (3.2 mm) ALUMINUM



- USE NOTES: 1, 2 & 3
- Legend and border(except those that are colored black) shall be direct applied Grade A sheeting.
  - Background shall be Grade C reflective sheeting.
  - Shields; A, B, and C type arrows shall be on 0.032" (0.8mm) aluminum and demountable.

LETTER POSITIONS

Letter spacings are to start of next letter

Letter	W	E	S	T	Series/Size
18.2	15.9	2.2	10.7	11	E 2000
16.5	17	13.8	16.3	16	EM 2000

FILENAME: Guidsign\_English\_8-2-13  
NORTH CAROLINA D.O.T. SIGN DETAIL

SIGN NUMBER: 3B  
TYPE: A  
QUANTITY: 1

BACKG COLOR: Green  
COPY COLOR: White

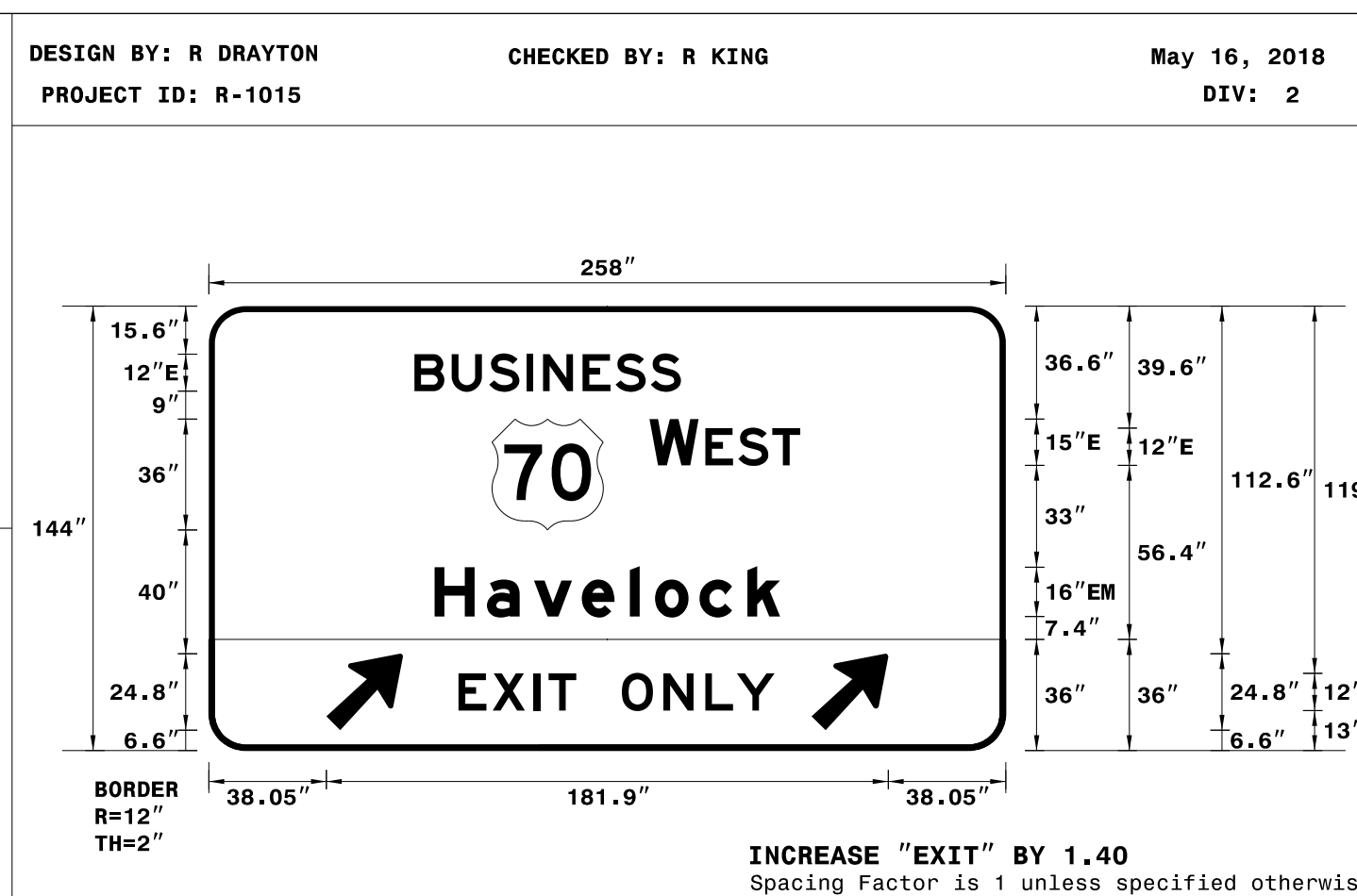
SYMBOL	X	Y	WID	HT
M1_4	91.7	71.4	36	36
AR_Type A	38	6.6	20	31.5
AR_Type A	195.2	6.6	20	31.5

SIGN WIDTH: 21'-6"  
HEIGHT: 12'-0"  
TOTAL AREA: 258.0 Sq.Ft.

BORDER TYPE: FLUSH  
RECESS: 0"  
WIDTH: 2"  
RADII: 12"

NO. Z BARS: 3  
LENGTH: 250.0

MAT'L: 0.125" (3.2 mm) ALUMINUM



- USE NOTES: 1, 2, 3 & 4
- Legend and border(except those that are colored black) shall be direct applied Grade A sheeting.
  - Background shall be Grade C reflective sheeting.
  - Shields; A, B, and C type arrows shall be on 0.032" (0.8mm) aluminum and demountable.
  - Bottom panel shall be yellow Grade C sheeting on background with black recessed border.  
THICKNESS: 1.5" RECESS: 0.5"

LETTER POSITIONS

Letter spacings are to start of next letter

Letter	B	U	S	I	N	E	S	S	Series/Size
66.5	12.1	12.1	12.1	5.3	12.8	10.7	11.4	9.7	E 2000
142.7	15.9	2.2	10.7	11	9	66.5			E 2000
73.1	17	15.2	15.5	15.5	8.2	14.4	15.5	10.6	EM 2000
80.8	11.1	13.4	4.7	9	14.7	13.5	13.6	10.2	E 2000

FILENAME: Guidsign\_English\_8-2-13  
NORTH CAROLINA D.O.T. SIGN DETAIL

SIGN NUMBER: 4, 8 & 13  
TYPE: A  
QUANTITY: 3

BACKG COLOR: Green  
COPY COLOR: White

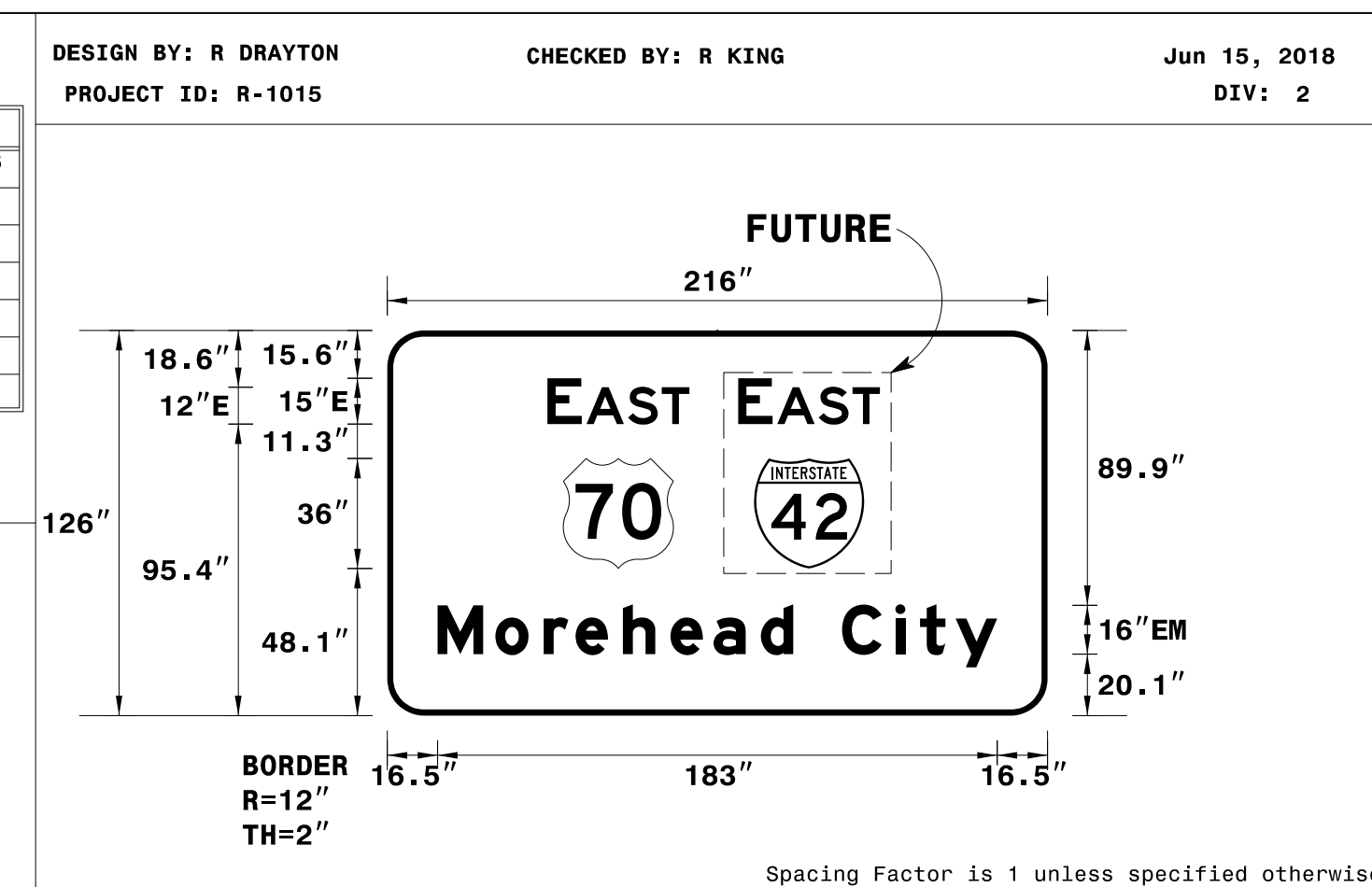
SYMBOL	X	Y	WID	HT
M1_4	57.6	48.1	36	36

SIGN WIDTH: 18'-0"  
HEIGHT: 10'-6"  
TOTAL AREA: 189.0 Sq.Ft.

BORDER TYPE: FLUSH  
RECESS: 0"  
WIDTH: 2"  
RADII: 12"

NO. Z BARS: 3  
LENGTH: 208.0

MAT'L: 0.125" (3.2 mm) ALUMINUM



- USE NOTES: 1, 2 & 3
- Legend and border(except those that are colored black) shall be direct applied Grade A sheeting.
  - Background shall be Grade C reflective sheeting.
  - Shields; A, B, and C type arrows shall be on 0.032" (0.8mm) aluminum and demountable.

LETTER POSITIONS

Letter spacings are to start of next letter

Letter	E	A	S	T	Series/Size
52.4	11.3	1.5	13.6	11	E 2000
16.5	18.9	15.8	10.4	15.5	EM 2000

FILENAME: Guidsign\_English\_8-2-13  
NORTH CAROLINA D.O.T. SIGN DETAIL

REVISIONS

PLOT DRIVER: \$PLTDVRS\$  
 USER: \$USER\$  
 FILE: \$PWVARVAULTPATHDESIG\$  
 DATE: \$DATES\$  
 SCALE: \$SCALESHORT\$  
 TIME: \$TIME\$  
 PENTABLE: \$PENTBL\$

APPROVED: *Ron King* DATE: 9/19/2018

**PROPOSED SIGN DESIGNS**

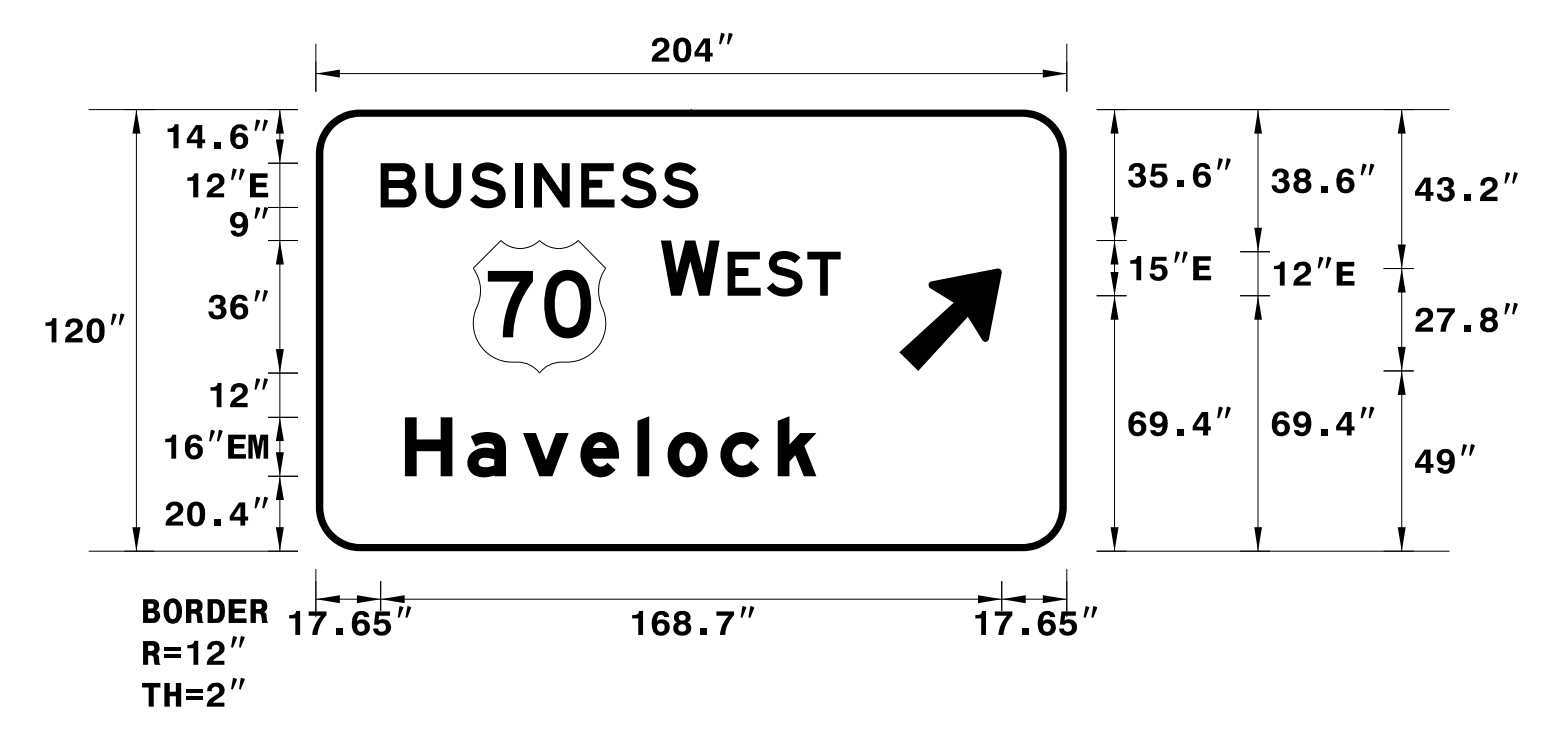
SCALE: NTS	REVISIONS
DATE: \$DATES\$	
DWG. BY: J DOWDY	
DESIGN BY: R DRAYTON	
REVIEWED BY: R KING	

SIGN NUMBER: 5B  
 TYPE: A  
 QUANTITY: 1  
 SIGN WIDTH: 17'-0"  
 HEIGHT: 10'-0"  
 TOTAL AREA: 170.0 Sq.Ft.  
 BORDER TYPE: FLUSH  
 RECESS: 0"  
 WIDTH: 2"  
 RADII: 12"  
 NO. Z BARS: 3  
 LENGTH: 196.0

BACKG COLOR: Green  
 COPY COLOR: White  
 MAT'L: 0.125" (3.2 mm) ALUMINUM

SYMBOL	X	Y	WID	HT
M1_4	42.8	48.4	36	36
AR_Type A	158.6	49	22.4	35.3

DESIGN BY: R DRAYTON  
 CHECKED BY: R KING  
 PROJECT ID: R-1015  
 Apr 04, 2018  
 DIV: 2



USE NOTES: 1, 2 & 3

- Legend and border(except those that are colored black) shall be direct applied Grade A sheeting.
- Background shall be Grade C reflective sheeting.
- Shields; A, B, and C type arrows shall be on 0.032" (0.8mm) aluminum and demountable.

LETTER POSITIONS

Letter spacings are to start of next letter

Letter spacings are to start of next letter											Series/Size	Text Length
17.6	12.1	12.1	12.1	5.3	12.8	10.7	11.4	9.7	100.1		E 2000	86.3
B U S I N E S S												
93.8	15.9	2.2	10.7	11	9	61.5					E 2000	48.8
W E S T												
24.2	17	15.2	15.5	15.5	8.2	14.4	15.5	10.6	68		EM 2000	111.8
H a v e l o c k												

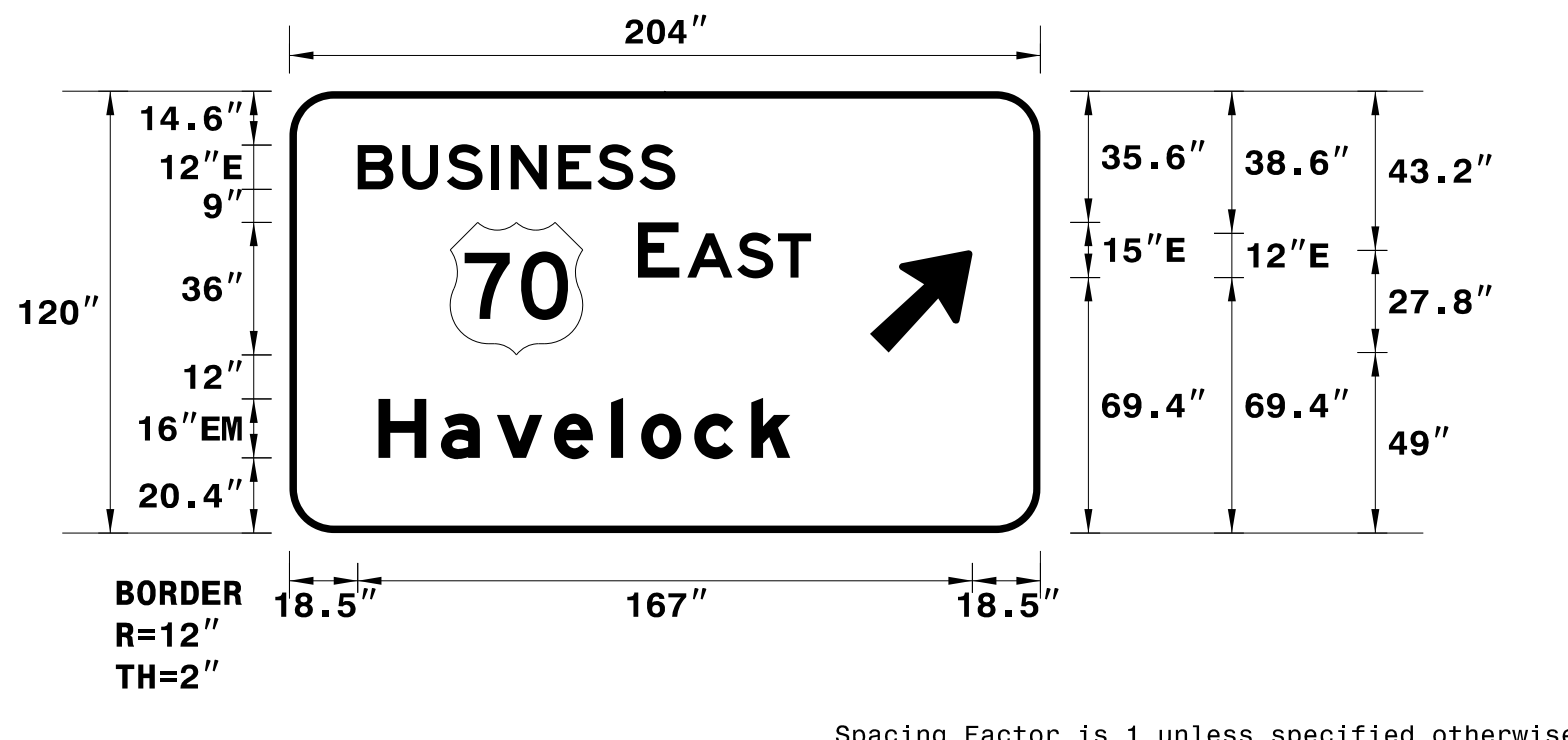
FILENAME: R-1015\_Sign\_Designs\_GuideSIGN NORTH CAROLINA D.O.T. SIGN DETAIL

SIGN NUMBER: 7B  
 TYPE: A  
 QUANTITY: 1  
 SIGN WIDTH: 17'-0"  
 HEIGHT: 10'-0"  
 TOTAL AREA: 170.0 Sq.Ft.  
 BORDER TYPE: FLUSH  
 RECESS: 0"  
 WIDTH: 2"  
 RADII: 12"  
 NO. Z BARS: 3  
 LENGTH: 196.0

BACKG COLOR: Green  
 COPY COLOR: White  
 MAT'L: 0.125" (3.2 mm) ALUMINUM

SYMBOL	X	Y	WID	HT
M1_4	43.6	48.4	36	36
AR_Type A	157.7	49	22.4	35.3

DESIGN BY: R DRAYTON  
 CHECKED BY: R KING  
 PROJECT ID: R-1015  
 Apr 04, 2018  
 DIV: 2



USE NOTES: 1, 2 & 3

- Legend and border(except those that are colored black) shall be direct applied Grade A sheeting.
- Background shall be Grade C reflective sheeting.
- Shields; A, B, and C type arrows shall be on 0.032" (0.8mm) aluminum and demountable.

LETTER POSITIONS

Letter spacings are to start of next letter

Letter spacings are to start of next letter											Series/Size	Text Length
18.5	12.1	12.1	12.1	5.3	12.8	10.7	11.4	9.7	99.2		E 2000	86.3
B U S I N E S S												
94.6	11.3	2.2	13.6	11	9	62.3					E 2000	47.1
E A S T												
24.2	17	15.2	15.5	15.5	8.2	14.4	15.5	10.6	68		EM 2000	111.8
H a v e l o c k												

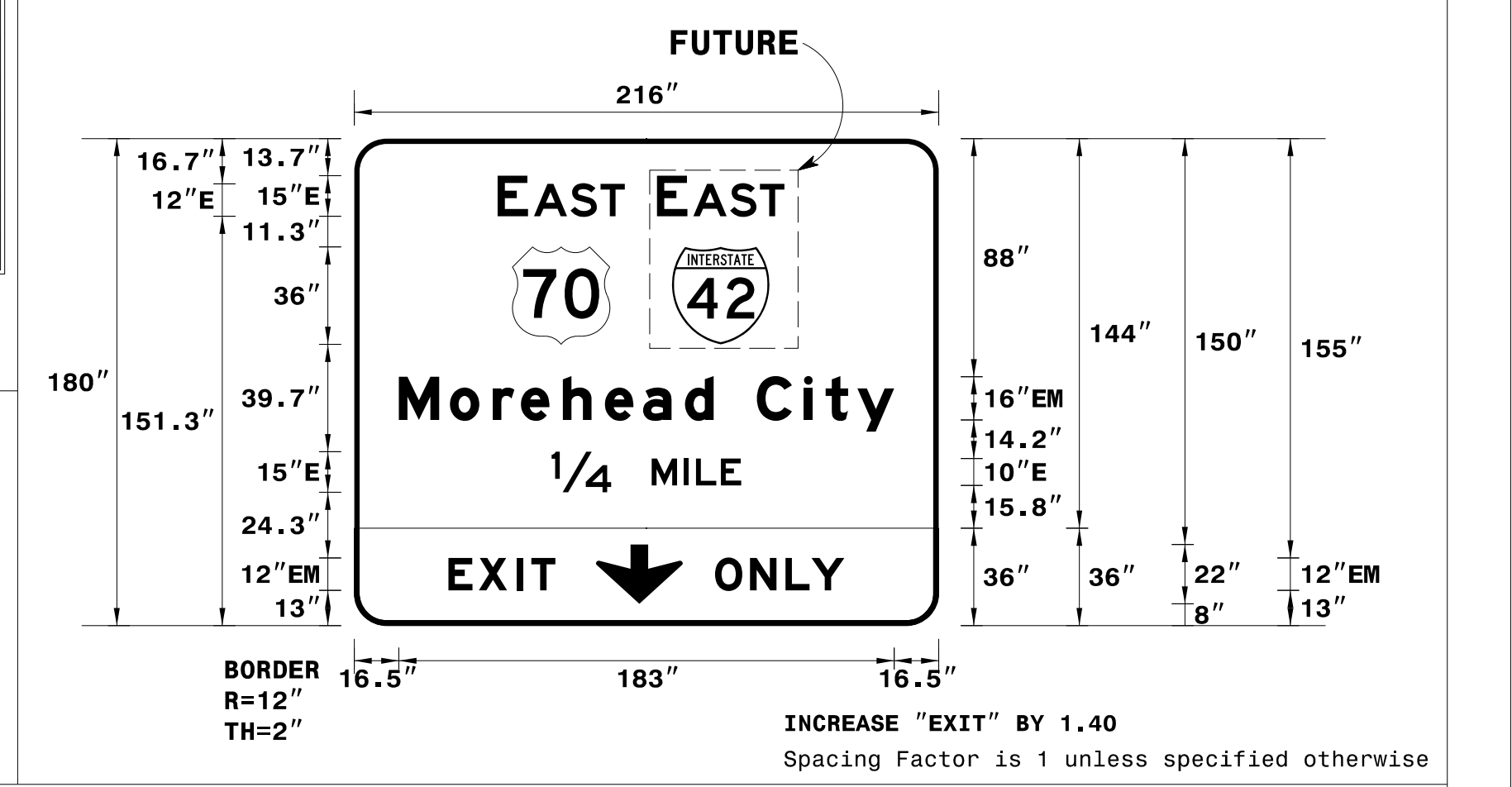
FILENAME: R-1015\_Sign\_Designs\_GuideSIGN NORTH CAROLINA D.O.T. SIGN DETAIL

SIGN NUMBER: 12B  
 TYPE: A  
 QUANTITY: 1  
 SIGN WIDTH: 18'-0"  
 HEIGHT: 15'-0"  
 TOTAL AREA: 270.0 Sq.Ft.  
 BORDER TYPE: FLUSH  
 RECESS: 0"  
 WIDTH: 2"  
 RADII: 12"  
 NO. Z BARS: 6  
 LENGTH: 208.0

BACKG COLOR: Green  
 COPY COLOR: White  
 MAT'L: 0.125" (3.2 mm) ALUMINUM

SYMBOL	X	Y	WID	HT
M1_4	58.5	104	36	36
ARDOWN	89.4	8	32	22

DESIGN BY: R DRAYTON  
 CHECKED BY: R KING  
 PROJECT ID: R-1015  
 Jun 15, 2018  
 DIV: 2



USE NOTES: 1, 2 & 3

- Legend and border(except those that are colored black) shall be direct applied Grade A sheeting.
- Background shall be Grade C reflective sheeting.
- Shields; A, B, and C type arrows shall be on 0.032" (0.8mm) aluminum and demountable.
- Bottom panel shall be yellow Grade C sheeting on background with black recessed border.

LETTER POSITIONS


Letter spacings are to start of next letter

Letter spacings are to start of next letter														Series/Size	Text Length	
52.9	11.3	2.2	13.6	11	9	116								E 2000	47.1	
E A S T																
16.5	18.9	15.8	10.4	15.5	15.5	14.1	15.5	10.6	16	17.4	8	11.7	13.6	16.5	EM 2000	183
M o r e h e a d C i t y																
73	22	15	12	4.4	9.2	7.5	73							E 2000	70.1	
1/4 M I L E																
34.8	11.2	14	5.4	8.9	141.7									EM 2000	39.5	
E X I T																
133.4	13	13.1	9.6	12.1	34.9									EM 2000	47.8	
O N L Y																

FILENAME: Guidesign\_English\_8-2-13 NORTH CAROLINA D.O.T. SIGN DETAIL


PLOT DRIVER: \$PLTDVRS\$  
 USER: \$USER\$  
 FILE: \$PWVARVAULTPATHDESC\$  
 PENTABLE: \$PENTBL\$  
 TIME: \$TIME\$  
 SCALE: \$SCALESORT\$  
 DATE: \$DATE\$

APPROVED: Ron King DATE: 9/19/2018



## PROPOSED SIGN DESIGNS

SCALE: NTS	REVISIONS
DATE: \$DATES\$	
DWG. BY: J DOWDY	
DESIGN BY: R DRAYTON	
REVIEWED BY: R KING	





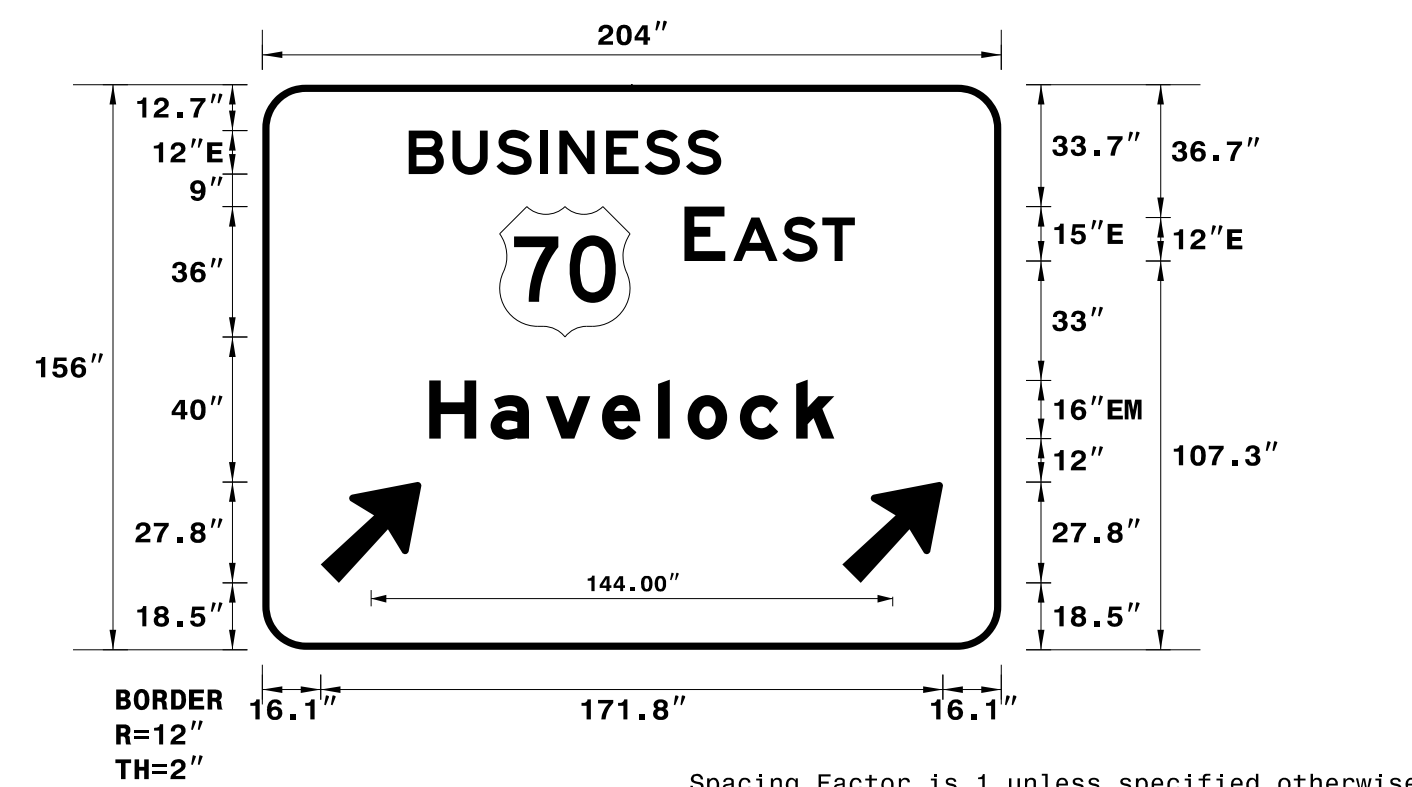
SIGN NUMBER: 9B  
 TYPE: A  
 QUANTITY: 1  
 SIGN WIDTH: 17'-0"  
 HEIGHT: 13'-0"  
 TOTAL AREA: 221.0 Sq.Ft.  
 BORDER TYPE: FLUSH  
 RECESS: 0"  
 WIDTH: 2"  
 RADII: 12"  
 NO. Z BARS: 4  
 LENGTH: 196.0

BACKG COLOR: Green  
 COPY COLOR: White

SYMBOL	X	Y	WID	HT
M1_4	65.5	86.3	36	36
AR_Type A	16.1	18.5	22.4	35.3
AR_Type A	160.1	18.5	22.4	35.3

MAT'L: 0.125" (3.2 mm) ALUMINUM

DESIGN BY: R DRAYTON  
 PROJECT ID: R-1015  
 CHECKED BY: R KING  
 Jun 15, 2018  
 DIV: 2



USE NOTES: 1, 2 & 3

- Legend and border(except those that are colored black) shall be direct applied Grade A sheeting.
- Background shall be Grade C reflective sheeting.
- Shields; A, B, and C type arrows shall be on 0.032" (0.8mm) aluminum and demountable.

LETTER POSITIONS

Letter spacings are to start of next letter

	B	U	S	I	N	E	S	S		Series/Size Text Length	
	40.4	12.1	12.1	12.1	5.3	12.8	10.7	11.4	9.7	77.3	E 2000 86.3
		E	A	S	T						E 2000 47.1
	116.5	11.3	2.2	13.6	11	9	40.4				EM 2000 111.8
		H	a	v	e	l	o	c	k		
	46.1	17	15.2	15.5	15.5	8.2	14.4	15.5	10.6	46.1	

FILENAME: Guidesign\_English\_8-2-13

NORTH CAROLINA D.O.T. SIGN DETAIL

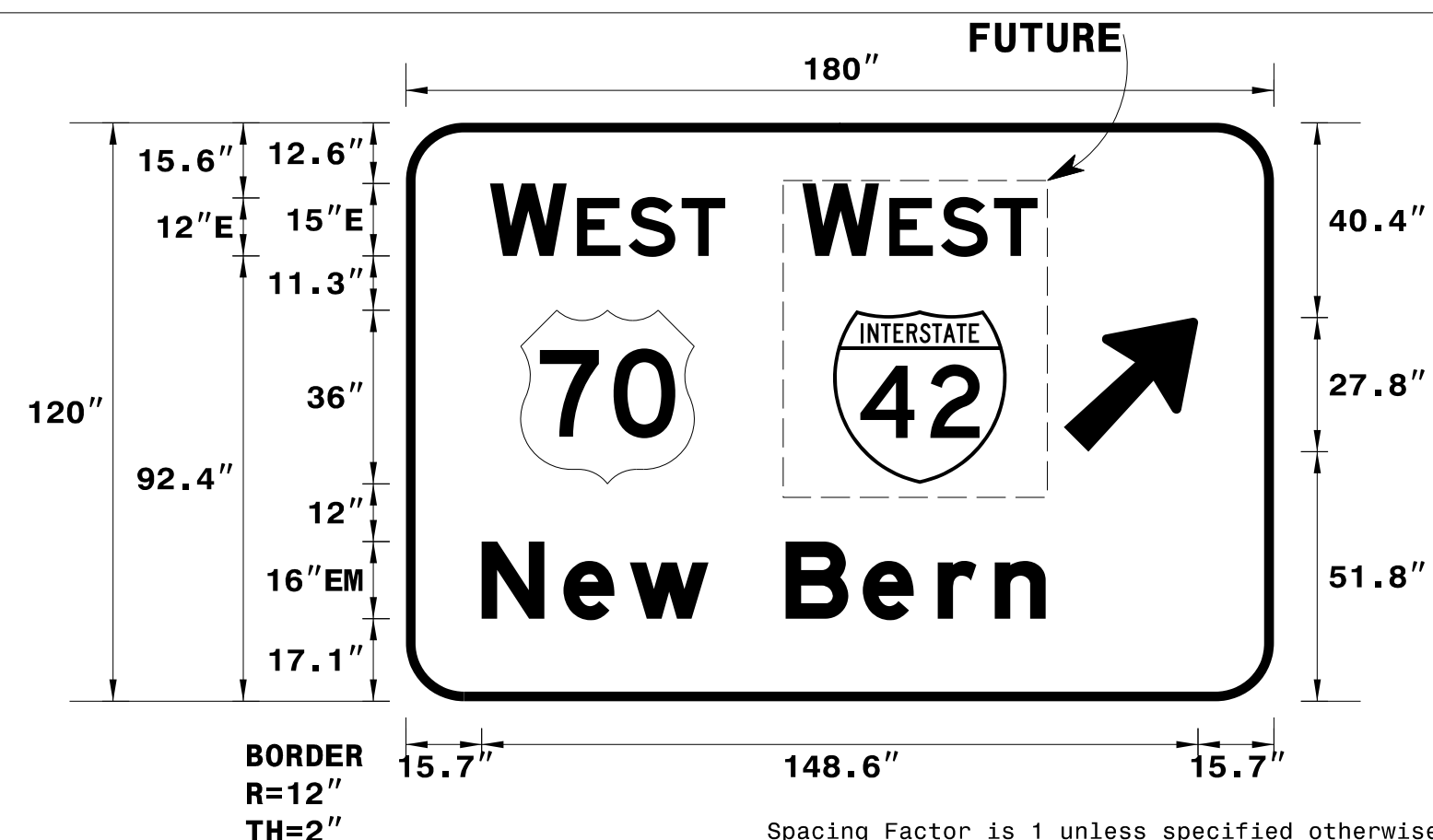
SIGN NUMBER: 14  
 TYPE: A  
 QUANTITY: 1  
 SIGN WIDTH: 15'-0"  
 HEIGHT: 10'-0"  
 TOTAL AREA: 150.0 Sq.Ft.  
 BORDER TYPE: FLUSH  
 RECESS: 0"  
 WIDTH: 2"  
 RADII: 12"  
 NO. Z BARS: 3  
 LENGTH: 172.0

BACKG COLOR: Green  
 COPY COLOR: White

SYMBOL	X	Y	WID	HT
AR_Type A	136.5	51.8	22.4	35.3
M1_4	23.8	45.1	36	36

MAT'L: 0.125" (3.2 mm) ALUMINUM

DESIGN BY: R DRAYTON  
 PROJECT ID: R-1015  
 CHECKED BY: R KING  
 Jun 15, 2018  
 DIV: 2



USE NOTES: 1, 2 & 3

- Legend and border(except those that are colored black) shall be direct applied Grade A sheeting.
- Background shall be Grade C reflective sheeting.
- Shields; A, B, and C type arrows shall be on 0.032" (0.8mm) aluminum and demountable.

LETTER POSITIONS

Letter spacings are to start of next letter

	W	E	S	T		Series/Size Text Length					
	17.4	15.9	2.2	10.7	11	9	113.8	E 2000 48.8			
		N	e	w	B	e	r	n		EM 2000 117	
	15.7	17	13.8	16.3	16	16	15.5	11.8	10.6	47.3	

FILENAME: Guidesign\_English\_8-2-13

NORTH CAROLINA D.O.T. SIGN DETAIL

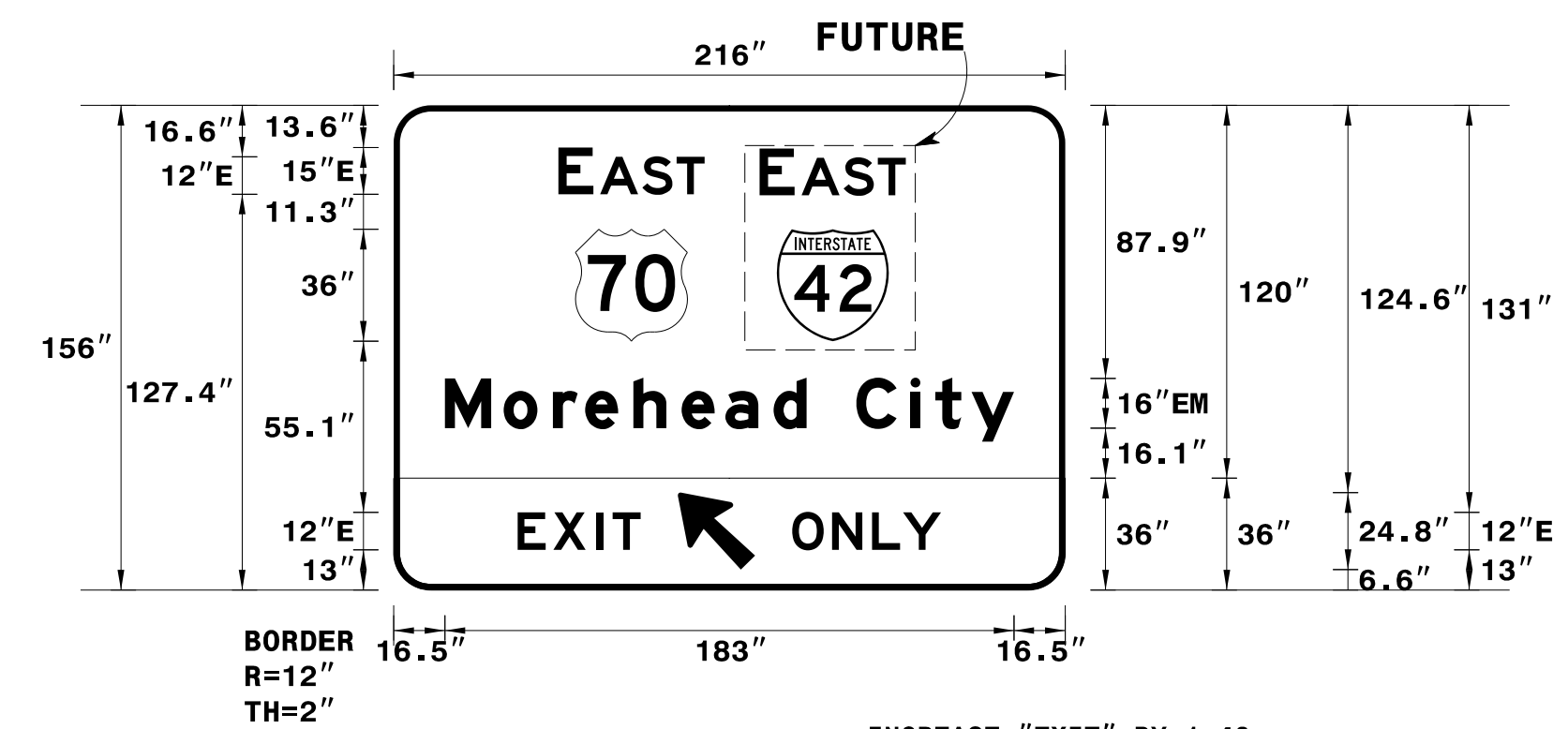
SIGN NUMBER: 10B  
 TYPE: A  
 QUANTITY: 1  
 SIGN WIDTH: 18'-0"  
 HEIGHT: 13'-0"  
 TOTAL AREA: 234.0 Sq.Ft.  
 BORDER TYPE: FLUSH  
 RECESS: 0"  
 WIDTH: 2"  
 RADII: 12"  
 NO. Z BARS: 4  
 LENGTH: 208.0

BACKG COLOR: Green  
 COPY COLOR: White

SYMBOL	X	Y	WID	HT
M1_4	58.5	80.1	36	36
AR_Type A	91.4	6.6	20	31.5

MAT'L: 0.125" (3.2 mm) ALUMINUM

DESIGN BY: R DRAYTON  
 PROJECT ID: R-1015  
 CHECKED BY: R KING  
 Jun 15, 2018  
 DIV: 2



USE NOTES: 1, 2 & 3

- Legend and border(except those that are colored black) shall be direct applied Grade A sheeting.
- Background shall be Grade C reflective sheeting.
- Shields; A, B, and C type arrows shall be on 0.032" (0.8mm) aluminum and demountable.
- Bottom panel shall be yellow Grade C sheeting on background with black recessed border. THICKNESS: 1.5" RECESS: 0.5"

INCREASE "EXIT" BY 1.40  
 Spacing Factor is 1 unless specified otherwise

LETTER POSITIONS

Letter spacings are to start of next letter

	E	A	S	T		Series/Size Text Length											
	53	11.3	2.2	13.6	11	9	116	E 2000 47.1									
		M	o	r	e	h	e	a	d	C	i	t	y		EM 2000 183		
	16.5	18.9	15.8	10.4	15.5	15.5	14.1	15.5	10.6	16	17.4	8	11.7	13.6	16.5		
		E	X	I	T												E 2000 39.5
	39.9	11.4	13.9	5.1	9	136.6											E 2000 47.9
		O	N	L	Y												
	128.2	12.8	12.8	10	12.2	39.9											

FILENAME: Guidesign\_English\_8-2-13

NORTH CAROLINA D.O.T. SIGN DETAIL


PLOT DRIVER: \$PLTDVRS\$  
 USER: \$USER\$  
 FILE: \$PWVARVAULTPATHDESC\$

PENTABLE: \$PENTBL\$  
 TIME: \$TIME\$  
 SCALE: \$SCALESORT\$


DATE: \$DATE\$

REVISIONS

APPROVED: Ronald W. King DATE: 9/19/2018



## PROPOSED SIGN DESIGNS

SCALE: NTS		REVISIONS
DATE: \$DATES\$		
DWG. BY: J DOWDY		
DESIGN BY: R DRAYTON		
REVIEWED BY: R KING		

CADD FILE

SIGN NUMBER: 101  
 TYPE: B  
 QUANTITY: 1  
 SIGN WIDTH: 9'-6"  
 HEIGHT: 3'-0"  
 TOTAL AREA: 28.5 Sq.Ft.  
 BORDER TYPE: FLUSH  
 RECESS: 0"  
 WIDTH: 1"  
 RADII: 3"  
 NO. Z BARS: 2  
 LENGTH: 106.0

BACKG COLOR: Green  
 COPY COLOR: White

SYMBOL	X	Y	WID	HT

MAT'L: 0.125" (3.2 mm) ALUMINUM

DESIGN BY: R DRAYTON  
 CHECKED BY: R KING  
 May 16, 2018  
 PROJECT ID: R-1015  
 DIV: 2

USE NOTES: 1 & 2

- Legend and border(except those that are colored black) shall be direct applied Grade C sheeting.
- Background shall be Grade C reflective sheeting.

LETTER POSITIONS

Letter spacings are to start of next letter													Series/Size	Text Length					
8	7.7	6.2	3.7	5.8	5.9	5.4	5.8	4.8	8	7	2.2	3.4	6	16.9	3.8	5.4	8	D 2000	98
8	6.3	5.4	6	5.8	3.5	6.2	3.3	3.2	66.3									D 2000	39.8
	2	0																D 2000	12.7
93.3	7	5.7	8																

FILENAME: Guidesign\_English\_8-2-13 NORTH CAROLINA D.O.T. SIGN DETAIL

SIGN NUMBER: 103  
 TYPE: A  
 QUANTITY: 1  
 SIGN WIDTH: 14'-0"  
 HEIGHT: 7'-0"  
 TOTAL AREA: 98.0 Sq.Ft.  
 BORDER TYPE: FLUSH  
 RECESS: 0"  
 WIDTH: 2"  
 RADII: 9"  
 NO. Z BARS: 2  
 LENGTH: 160.0

BACKG COLOR: Green  
 COPY COLOR: White

SYMBOL	X	Y	WID	HT

MAT'L: 0.125" (3.2 mm) ALUMINUM

DESIGN BY: R DRAYTON  
 CHECKED BY: R KING  
 May 16, 2018  
 PROJECT ID: R-1015  
 DIV: 2

USE NOTES: 1,2

- Legend and border(except those that are colored black) shall be direct applied Grade C sheeting.
- Background shall be Grade C reflective sheeting.

LETTER POSITIONS

Letter spacings are to start of next letter													Series/Size	Text Length						
56.7	15.7	12.5	15.5	10.9	56.7														E 2000	54.5
15.5	14.5	12.9	12.9	9.9	8.4	11.3	13.3	12.8	13.2	8	12.8	6.9	15.5						E 2000	137
51.1	7.1	8.6	2.8	6	12	13.7	6	9.7	51.1										E 2000	65.9

FILENAME: Guidesign\_English\_8-2-13 NORTH CAROLINA D.O.T. SIGN DETAIL

SIGN NUMBER: 122  
 TYPE: B  
 QUANTITY: 1  
 SIGN WIDTH: 8'-0"  
 HEIGHT: 3'-0"  
 TOTAL AREA: 24.0 Sq.Ft.  
 BORDER TYPE: FLUSH  
 RECESS: 0"  
 WIDTH: 1"  
 RADII: 3"  
 NO. Z BARS: 2  
 LENGTH: 88

BACKG COLOR: Green  
 COPY COLOR: White

SYMBOL	X	Y	WID	HT

MAT'L: 0.125" (3.2 mm) ALUMINUM

DESIGN BY: R DRAYTON  
 CHECKED BY: R KING  
 May 16, 2018  
 PROJECT ID: R-1015  
 DIV: 2

USE NOTES: 1,2

- Legend and border(except those that are colored black) shall be direct applied Grade C sheeting.
- Background shall be Grade C reflective sheeting.

LETTER POSITIONS

Letter spacings are to start of next letter													Series/Size	Text Length						
8	6.9	5.2	9	8	6.3	5.8	4	4.7	21	7	2	8							D 2000	80
8	6.8	2.9	5.8	4.1	3.8	6.2	4.7	53.9											D 2000	34.2
	5	4																	D 2000	12.4
75.6	6.4	6	8																	

FILENAME: Guidesign\_English\_8-2-13 NORTH CAROLINA D.O.T. SIGN DETAIL

SIGN NUMBER: 102B & 105B  
 TYPE: A  
 QUANTITY: 2  
 SIGN WIDTH: 13'-0"  
 HEIGHT: 12'-0"  
 TOTAL AREA: 156.0 Sq.Ft.  
 BORDER TYPE: FLUSH  
 RECESS: 0"  
 WIDTH: 2"  
 RADII: 12"  
 NO. Z BARS: 3  
 LENGTH: 148.0

BACKG COLOR: Green  
 COPY COLOR: White

SYMBOL	X	Y	WID	HT
M1_4	40.7	71.8	36	36

MAT'L: 0.125" (3.2 mm) ALUMINUM

DESIGN BY: R DRAYTON  
 CHECKED BY: R KING  
 May 16, 2018  
 PROJECT ID: R-1015  
 DIV: 2

USE NOTES: 1, 2 & 3

- Legend and border(except those that are colored black) shall be direct applied Grade C sheeting.
- Background shall be Grade C reflective sheeting.
- Shields; A, B, and C type arrows shall be on 0.032" (0.8mm) aluminum and demountable.

LETTER POSITIONS

Letter spacings are to start of next letter													Series/Size	Text Length						
15.5	12.1	12.1	12.1	5.3	12.8	10.7	11.4	9.7	54.2										E 2000	86.3
91.7	15.9	2.2	10.7	11	9	15.5													E 2000	48.8
22.1	17	15.2	15.5	15.5	8.2	14.4	15.5	10.6	22.1										EM 2000	111.8
51.7	4.5	15	12	4.4	9.2	7.5	51.7												E 2000	52.6

FILENAME: Guidesign\_English\_8-2-13 NORTH CAROLINA D.O.T. SIGN DETAIL

PROJ. REFERENCE NO. R-1015  
 SHEET NO. S-4C

**HDR** HDR Engineering, Inc. of the Carolinas  
 555 Fayetteville St, Suite 900 Raleigh, N.C. 27601  
 N.C.B.E.L.S. License Number: F-0116

REVISIONS

PLOT DRIVER: \$PLTDVRS\$  
 USER: \$USER\$  
 FILE: \$PWVARVAULTPATHDESC\$

PENTABLE: \$PENTBL\$  
 TIME: \$TIME\$  
 SCALE: \$SCALESORT\$

DATE: \$DATE\$

APPROVED: *Ron King* DATE: 9/19/2018

**PROPOSED SIGN DESIGNS**

SCALE: NTS  
 DATE: \$DATES\$  
 DWG. BY: J DOWDY  
 DESIGN BY: R DRAYTON  
 REVIEWED BY: R KING

REVISIONS

NO.	DESCRIPTION

CADD FILE

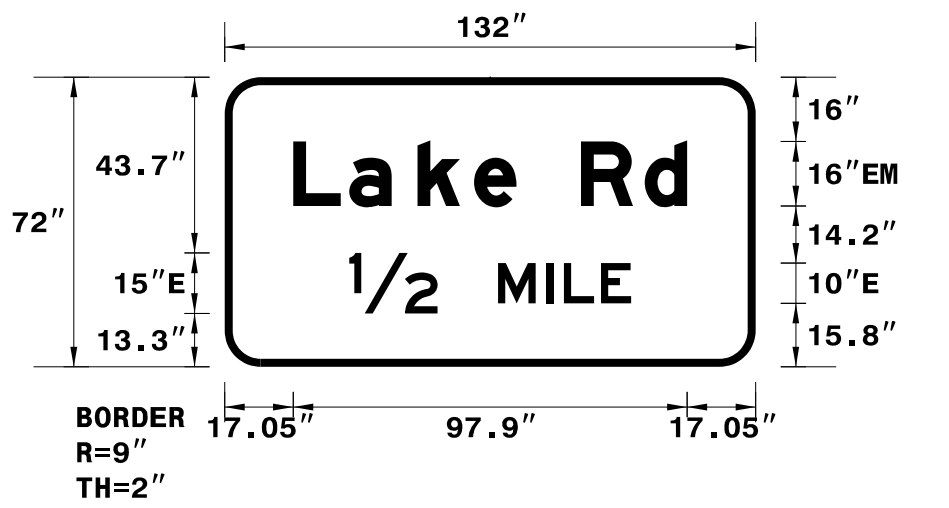


SIGN NUMBER: 107B & 110B  
 TYPE: A  
 QUANTITY: 2  
 SIGN WIDTH: 11'-0"  
 HEIGHT: 6'-0"  
 TOTAL AREA: 66.0 Sq.Ft.  
 BORDER TYPE: FLUSH  
 RECESS: 0"  
 WIDTH: 2"  
 RADII: 9"  
 NO. Z BARS: 2  
 LENGTH: 124.0

DESIGN BY: R DRAYTON  
 PROJECT ID: R-1015  
 CHECKED BY: R KING  
 May 16, 2018  
 DIV: 2

SYMBOL	X	Y	WID	HT

USE NOTES: 1, 2 & 3  
 1. Legend and border(except those that are colored black) shall be direct applied Grade C sheeting.  
 2. Background shall be Grade C reflective sheeting.  
 3. Shields: A, B, and C type arrows shall be on 0.032" (0.8mm) aluminum and demountable.



LETTER POSITIONS

Letter spacings are to start of next letter

Series/Size	Text Length
EM 2000	97.9
E 2000	70.1

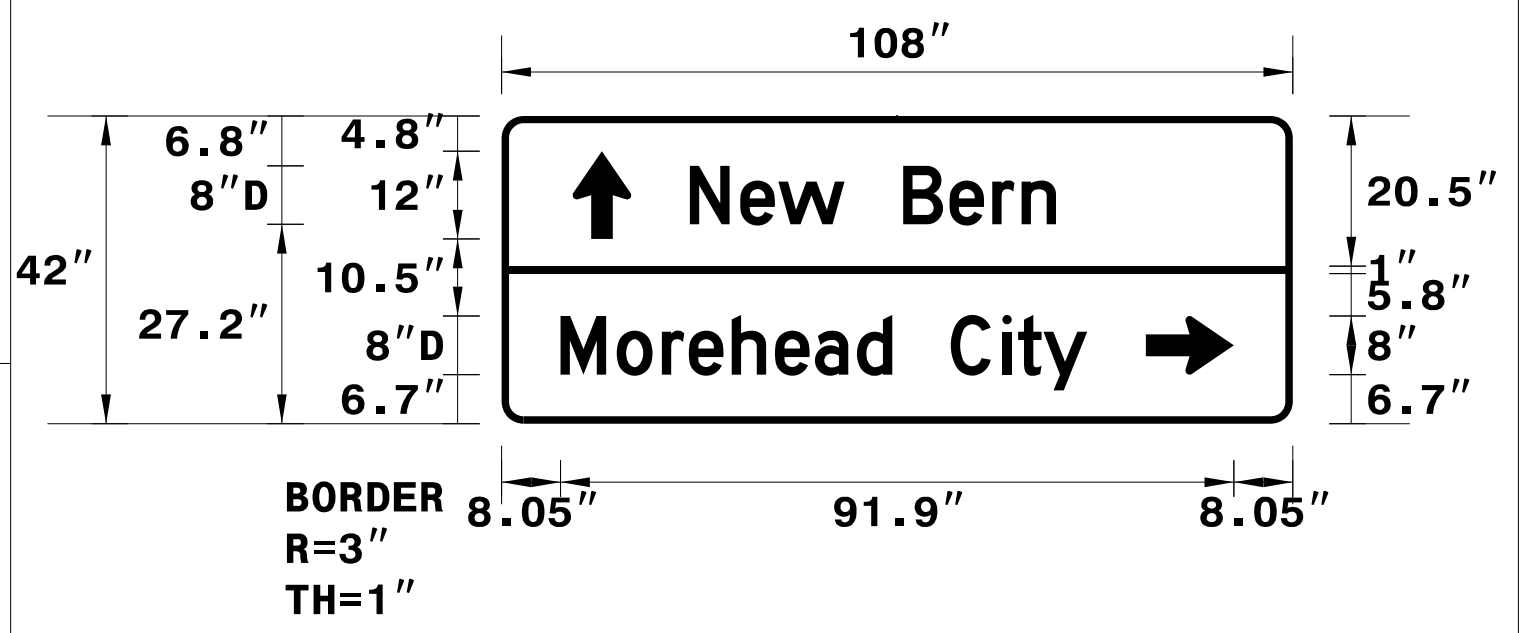
FILENAME: Guidesign\_English\_8-2-13 NORTH CAROLINA D.O.T. SIGN DETAIL

SIGN NUMBER: 123  
 TYPE: B  
 QUANTITY: 1  
 SIGN WIDTH: 9'-0"  
 HEIGHT: 3'-6"  
 TOTAL AREA: 31.5 Sq.Ft.  
 BORDER TYPE: FLUSH  
 RECESS: 0"  
 WIDTH: 1"  
 RADII: 3"  
 NO. Z BARS: 2  
 LENGTH: 100.0

SYMBOL	X	Y	WID	HT
AR_Type D	9.7	25.2	8	12
AR_Type D	88	6.7	8	12

USE NOTES: 1,2  
 1. Legend and border(except those that are colored black) shall be direct applied Grade C sheeting.  
 2. Background shall be Grade C reflective sheeting.

DESIGN BY: R DRAYTON  
 PROJECT ID: R-1015  
 CHECKED BY: R KING  
 Jun 22, 2018  
 DIV: 2



LETTER POSITIONS

Letter spacings are to start of next letter

Series/Size	Text Length
D 2000	50
D 2000	71.9

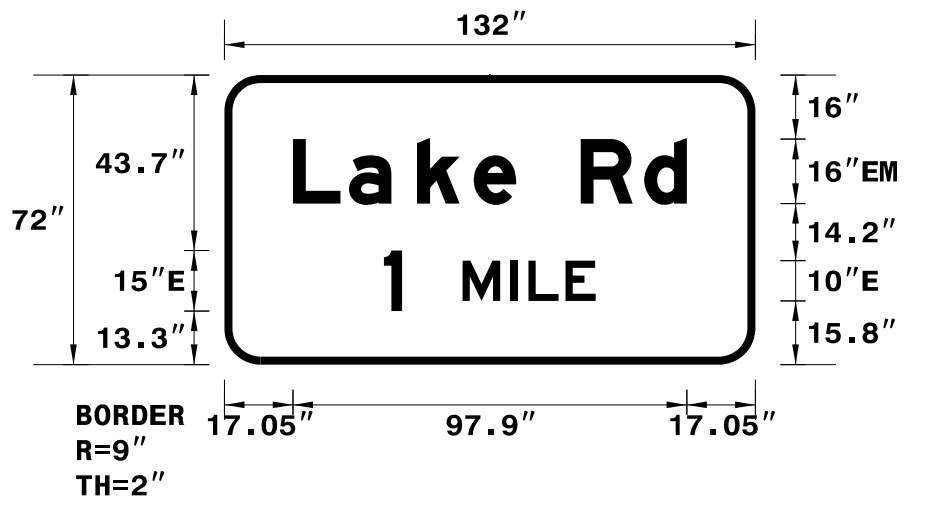
FILENAME: Guidesign\_English\_8-2-13 NORTH CAROLINA D.O.T. SIGN DETAIL

SIGN NUMBER: 106B & 111B  
 TYPE: A  
 QUANTITY: 2  
 SIGN WIDTH: 11'-0"  
 HEIGHT: 6'-0"  
 TOTAL AREA: 66.0 Sq.Ft.  
 BORDER TYPE: FLUSH  
 RECESS: 0"  
 WIDTH: 2"  
 RADII: 9"  
 NO. Z BARS: 2  
 LENGTH: 124.0

DESIGN BY: R DRAYTON  
 PROJECT ID: R-1015  
 CHECKED BY: R KING  
 Apr 10, 2018  
 DIV: 2

SYMBOL	X	Y	WID	HT

USE NOTES: 1 & 2  
 1. Legend and border(except those that are colored black) shall be direct applied Grade C sheeting.  
 2. Background shall be Grade C reflective sheeting.  
 3. Shields: A, B, and C type arrows shall be on 0.032" (0.8mm) aluminum and demountable.



LETTER POSITIONS

Letter spacings are to start of next letter

Series/Size	Text Length
EM 2000	97.9
E 2000	52.6


FILENAME: Guidesign\_English\_8-2-13 NORTH CAROLINA D.O.T. SIGN DETAIL

SIGN NUMBER: 104B  
 TYPE: A  
 QUANTITY: 1  
 SIGN WIDTH: 13'-0"  
 HEIGHT: 12'-0"  
 TOTAL AREA: 156.0 Sq.Ft.  
 BORDER TYPE: FLUSH  
 RECESS: 0"  
 WIDTH: 2"  
 RADII: 12"  
 NO. Z BARS: 3  
 LENGTH: 148.0

SYMBOL	X	Y	WID	HT
MI_4	40.7	71.8	36	36

USE NOTES: 1, 2 & 3  
 1. Legend and border(except those that are colored black) shall be direct applied Grade C sheeting.  
 2. Background shall be Grade C reflective sheeting.  
 3. Shields: A, B, and C type arrows shall be on 0.032" (0.8mm) aluminum and demountable.

DESIGN BY: R DRAYTON  
 PROJECT ID: R-1015  
 CHECKED BY: R KING  
 May 16, 2018  
 DIV: 2



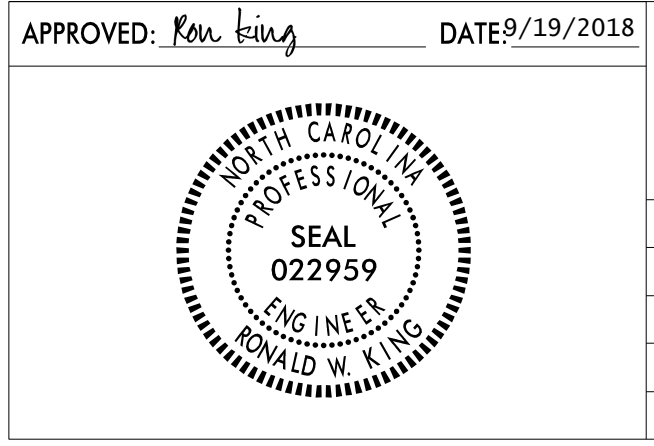
LETTER POSITIONS

Letter spacings are to start of next letter

Series/Size	Text Length
E 2000	86.3
E 2000	48.8
EM 2000	111.8
E 2000	70.1

FILENAME: Guidesign\_English\_8-2-13 NORTH CAROLINA D.O.T. SIGN DETAIL

PLOT DRIVER: \$PLTDVRS\$  
 USER: \$USER\$  
 FILE: \$PWVAVVAULTPATHDESC\$  
 PENTABLE: \$PENTBL\$  
 TIME: \$TIME\$  
 SCALE: \$SCALESORT\$  
 DATE: \$DATE\$  
 REVISIONS



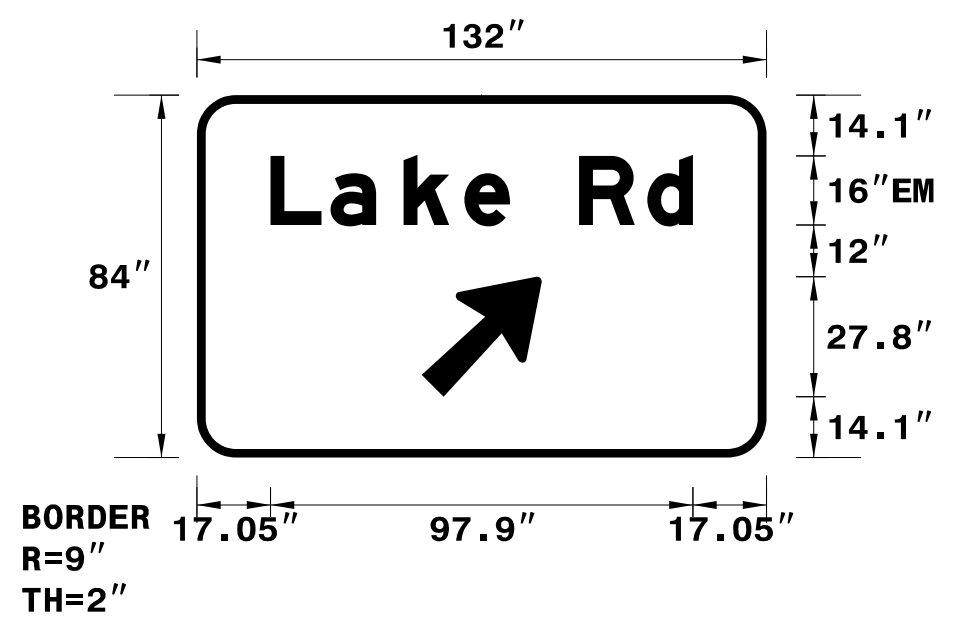
PROPOSED SIGN DESIGNS

SCALE: NTS	REVISIONS
DATE: \$DATES\$	
DWG. BY: J DOWDY	
DESIGN BY: R DRAYTON	
REVIEWED BY: R KING	
CADD FILE	

SIGN NUMBER: 108B & 109B  
 TYPE: A  
 QUANTITY: 2  
 SIGN WIDTH: 11'-0"  
 HEIGHT: 7'-0"  
 TOTAL AREA: 77.0 Sq.Ft.  
 BORDER TYPE: FLUSH  
 RECESS: 0"  
 WIDTH: 2"  
 RADII: 9"  
 NO. Z BARS: 2  
 LENGTH: 124.0

SYMBOL	X	Y	WID	HT
AR_Type A	52.1	14.1	22.4	35.3

DESIGN BY: R DRAYTON  
 CHECKED BY: R KING  
 May 16, 2018  
 PROJECT ID: R-1015  
 DIV: 2

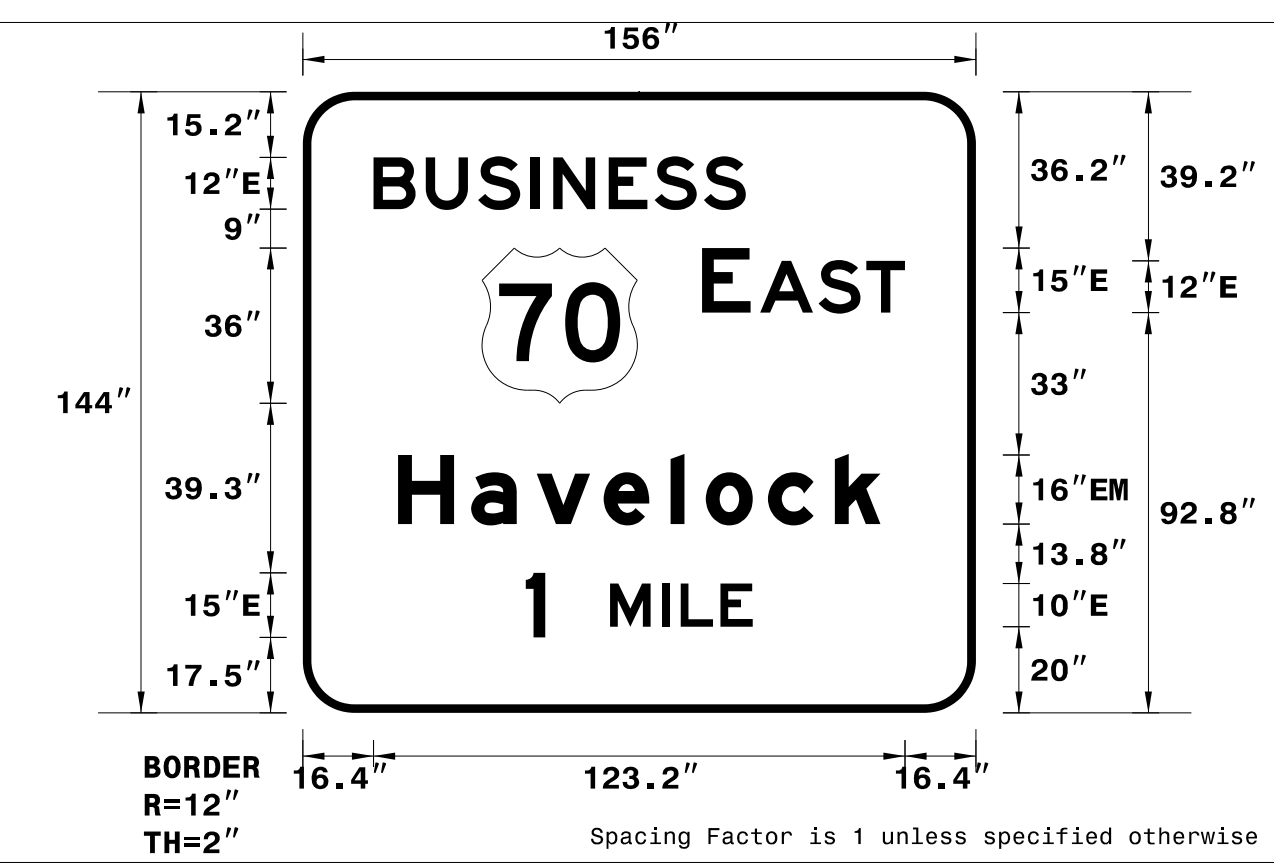


USE NOTES: 1, 2 & 3  
 1. Legend and border(except those that are colored black) shall be direct applied Grade C sheeting.  
 2. Background shall be Grade C reflective sheeting.  
 3. Shields; A, B, and C type arrows shall be on 0.032" (0.8mm) aluminum and demountable.

SIGN NUMBER: 113B & 117B  
 TYPE: A  
 QUANTITY: 2  
 SIGN WIDTH: 13'-0"  
 HEIGHT: 12'-0"  
 TOTAL AREA: 156.0 Sq.Ft.  
 BORDER TYPE: FLUSH  
 RECESS: 0"  
 WIDTH: 2"  
 RADII: 12"  
 NO. Z BARS: 3  
 LENGTH: 148.0

SYMBOL	X	Y	WID	HT
M1_4	41.5	71.8	36	36

DESIGN BY: R DRAYTON  
 CHECKED BY: R KING  
 May 16, 2018  
 PROJECT ID: R-1015  
 DIV: 2



USE NOTES: 1, 2 & 3  
 1. Legend and border(except those that are colored black) shall be direct applied Grade C sheeting.  
 2. Background shall be Grade C reflective sheeting.  
 3. Shields; A, B, and C type arrows shall be on 0.032" (0.8mm) aluminum and demountable.

LETTER POSITIONS

Letter spacings are to start of next letter

Series/Size	Text Length
EM 2000	97.9

FILENAME: Guidesign\_English\_8-2-13 NORTH CAROLINA D.O.T. SIGN DETAIL

LETTER POSITIONS

Letter spacings are to start of next letter

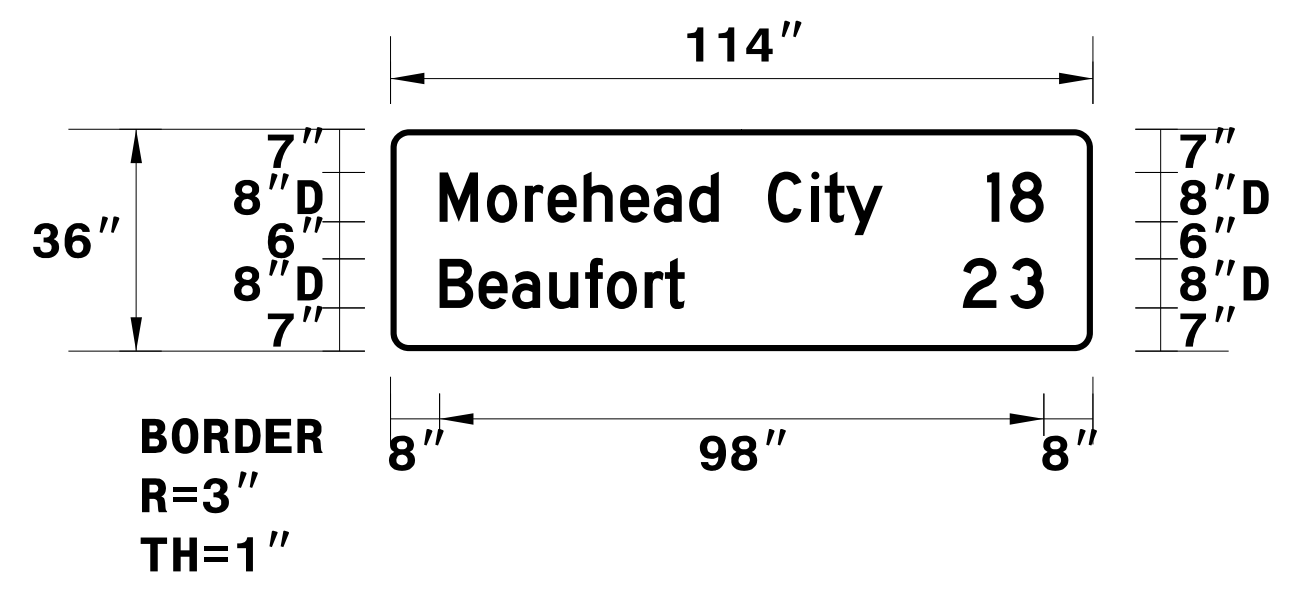
Series/Size	Text Length
E 2000	86.3
E 2000	47.1
EM 2000	111.8
E 2000	52.6

FILENAME: Guidesign\_English\_8-2-13 NORTH CAROLINA D.O.T. SIGN DETAIL

SIGN NUMBER: 112  
 TYPE: B  
 QUANTITY: 1  
 SIGN WIDTH: 9'-6"  
 HEIGHT: 3'-0"  
 TOTAL AREA: 28.5 Sq.Ft.  
 BORDER TYPE: FLUSH  
 RECESS: 0"  
 WIDTH: 1"  
 RADII: 3"  
 NO. Z BARS: 2  
 LENGTH: 106.0

SYMBOL	X	Y	WID	HT

DESIGN BY: R DRAYTON  
 CHECKED BY: R KING  
 May 16, 2018  
 PROJECT ID: R-1015  
 DIV: 2

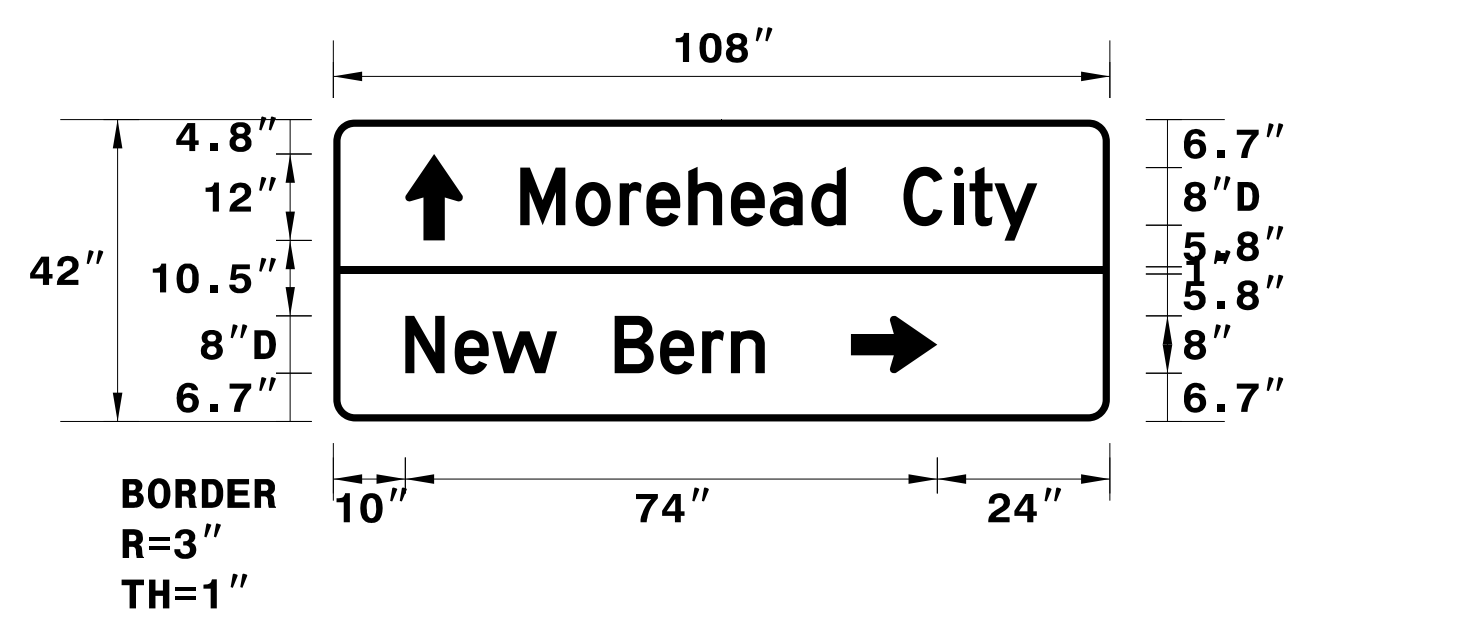


USE NOTES: 1 & 2  
 1. Legend and border(except those that are colored black) shall be direct applied Grade C sheeting.  
 2. Background shall be Grade C reflective sheeting.  
 3. Shields; A, B, and C type arrows shall be on 0.032" (0.8mm) aluminum and demountable.

SIGN NUMBER: 124  
 TYPE: B  
 QUANTITY: 1  
 SIGN WIDTH: 9'-0"  
 HEIGHT: 3'-6"  
 TOTAL AREA: 31.5 Sq.Ft.  
 BORDER TYPE: FLUSH  
 RECESS: 0"  
 WIDTH: 1"  
 RADII: 3"  
 NO. Z BARS: 2  
 LENGTH: 100.0

SYMBOL	X	Y	WID	HT
AR_Type D	10	25.2	8	12
AR_Type D	72	6.7	8	12

DESIGN BY: R DRAYTON  
 CHECKED BY: R KING  
 Jun 22, 2018  
 PROJECT ID: R-1015  
 DIV: 2



USE NOTES: 1,2  
 1. Legend and border(except those that are colored black) shall be direct applied Grade C sheeting.  
 2. Background shall be Grade C reflective sheeting.

LETTER POSITIONS

Letter spacings are to start of next letter

Series/Size	Text Length
D 2000	98
D 2000	39.8
D 2000	13.1

FILENAME: Guidesign\_English\_8-2-13 NORTH CAROLINA D.O.T. SIGN DETAIL

LETTER POSITIONS

Letter spacings are to start of next letter

Series/Size	Text Length
D 2000	71.9
D 2000	50


FILENAME: Guidesign\_English\_8-2-13 NORTH CAROLINA D.O.T. SIGN DETAIL

APPROVED: *Ron King* DATE: 9/19/2018



PROPOSED SIGN DESIGNS

SCALE: NTS  
 DATE: \$DATES  
 DWG. BY: J DOWDY  
 DESIGN BY: R DRAYTON  
 REVIEWED BY: R KING



REVISIONS	

PLOT DRIVER: \$PLTDVRS\$  
 USER: \$USER\$  
 FILE: \$PWVARVAULTPATHDESC\$  
 REVISIONS  
 DATE: \$DATE\$  
 TIME: \$TIME\$  
 SCALE: \$SCALESHORT\$



**SIGN NUMBER:** 115      **BACKG COLOR:** Green  
**TYPE:** B      **COPY COLOR:** White  
**QUANTITY:** 1

SYMBOL	X	Y	WID	HT

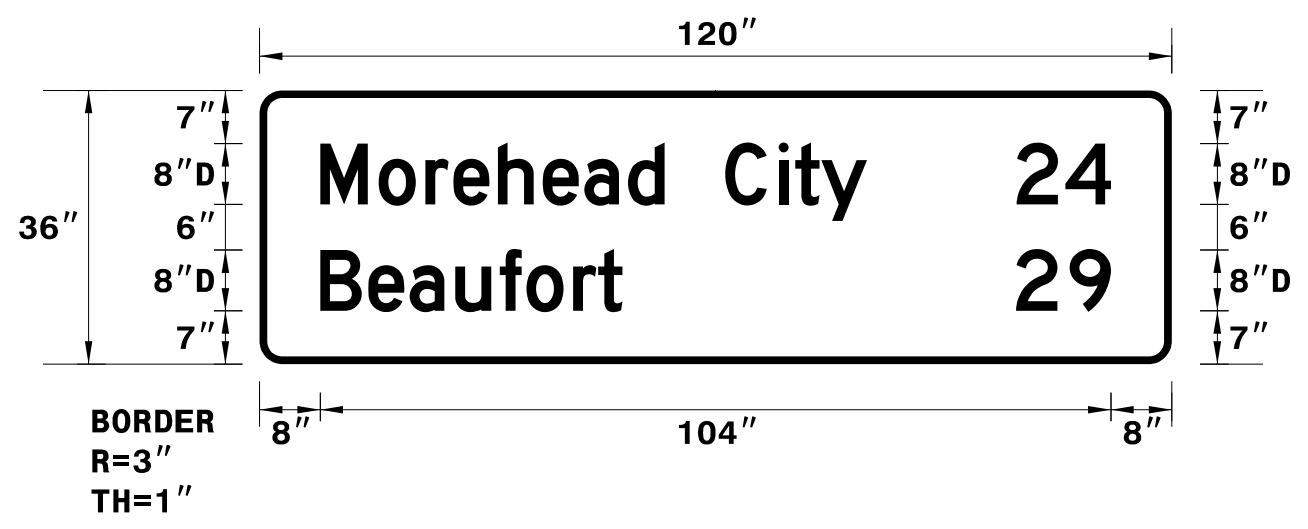
**SIGN WIDTH:** 10'-0"  
**HEIGHT:** 3'-0"  
**TOTAL AREA:** 30.0 Sq.Ft.

**BORDER TYPE:** FLUSH  
**RECESS:** 0"  
**WIDTH:** 1"  
**RADII:** 3"

**NO. Z BARS:** 2      **MAT'L:** 0.125" (3.2 mm) ALUMINUM  
**LENGTH:** 112.0

**USE NOTES:** 1,2  
 1. Legend and border(except those that are colored black) shall be direct applied Grade C sheeting.  
 2. Background shall be Grade C reflective sheeting.

**DESIGN BY:** R DRAYTON      **CHECKED BY:** R KING      **May 17, 2018**  
**PROJECT ID:** R-1015      **DIV:** 2



Spacing Factor is 1 unless specified otherwise

**LETTER POSITIONS**

Letter spacings are to start of next letter

Series/Size	Text Length
D 2000	104
D 2000	39.8
D 2000	12.5

M o r e h e a d C i t y 2 4 8  
 8 7.7 6.2 3.7 5.8 5.9 5.4 5.8 4.8 8 7 2.2 3.4 6 19.7 6.4 6 8  
 B e a u f o r t  
 8 6.3 5.4 6 5.8 3.5 6.2 3.3 3.2 72.3  
 2 9  
 99.5 7 5.4 8

FILENAME: Guidesign\_English\_8-2-13      NORTH CAROLINA D.O.T. SIGN DETAIL

**SIGN NUMBER:** 114B & 116B      **BACKG COLOR:** Green  
**TYPE:** A      **COPY COLOR:** White  
**QUANTITY:** 2

SYMBOL	X	Y	WID	HT
M1_4	41.5	71.8	36	36


**SIGN WIDTH:** 13'-0"  
**HEIGHT:** 12'-0"  
**TOTAL AREA:** 156.0 Sq.Ft.

**BORDER TYPE:** FLUSH  
**RECESS:** 0"  
**WIDTH:** 2"  
**RADII:** 12"

**NO. Z BARS:** 3      **MAT'L:** 0.125" (3.2 mm) ALUMINUM  
**LENGTH:** 148.0

**USE NOTES:** 1, 2 & 3  
 1. Legend and border(except those that are colored black) shall be direct applied Grade C sheeting.  
 2. Background shall be Grade C reflective sheeting.  
 3. Shields; A, B, and C type arrows shall be on 0.032" (0.8mm) aluminum and demountable.

**DESIGN BY:** R DRAYTON      **CHECKED BY:** R KING      **May 16, 2018**  
**PROJECT ID:** R-1015      **DIV:** 2



Spacing Factor is 1 unless specified otherwise

**LETTER POSITIONS**

Letter spacings are to start of next letter

Series/Size	Text Length
E 2000	86.3
E 2000	47.1
EM 2000	111.8
E 2000	70.1

B U S I N E S S  
 16.4 12.1 12.1 12.1 5.3 12.8 10.7 11.4 9.7 53.3  
 E A S T  
 92.5 11.3 2.2 13.6 11 9 16.4  
 H a v e l o c k  
 22.1 17 15.2 15.5 15.5 8.2 14.4 15.5 10.6 22.1  
 1/2 M I L E  
 43 22 15 12 4.4 9.2 7.5 43

FILENAME: Guidesign\_English\_8-2-13      NORTH CAROLINA D.O.T. SIGN DETAIL

**SIGN NUMBER:** 118      **BACKG COLOR:** Green  
**TYPE:** A      **COPY COLOR:** White  
**QUANTITY:** 1

SYMBOL	X	Y	WID	HT

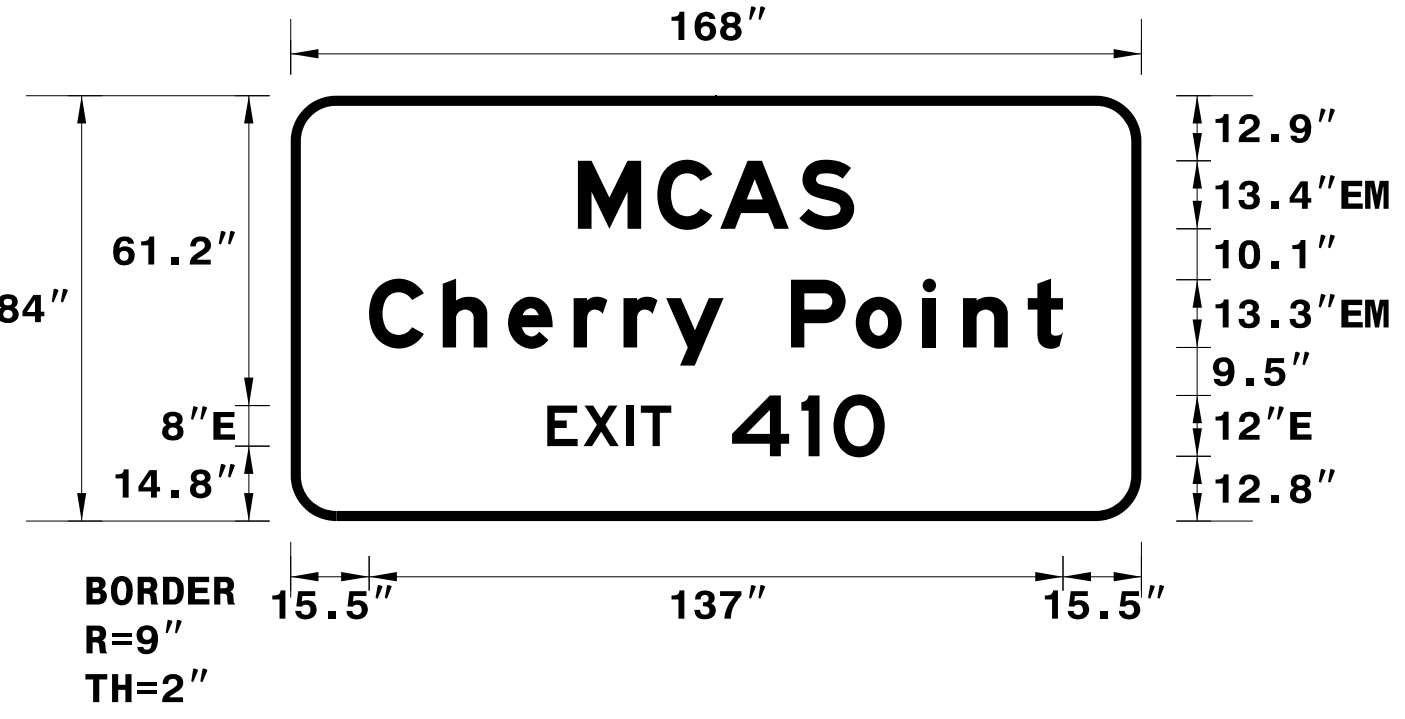
**SIGN WIDTH:** 14'-0"  
**HEIGHT:** 7'-0"  
**TOTAL AREA:** 98.0 Sq.Ft.

**BORDER TYPE:** FLUSH  
**RECESS:** 0"  
**WIDTH:** 2"  
**RADII:** 9"

**NO. Z BARS:** 2      **MAT'L:** 0.125" (3.2 mm) ALUMINUM  
**LENGTH:** 160.0

**USE NOTES:** 1,2  
 1. Legend and border(except those that are colored black) shall be direct applied Grade C sheeting.  
 2. Background shall be Grade C reflective sheeting.

**DESIGN BY:** R DRAYTON      **CHECKED BY:** R KING      **May 16, 2018**  
**PROJECT ID:** R-1015      **DIV:** 2



Spacing Factor is 1 unless specified otherwise

**LETTER POSITIONS**

Letter spacings are to start of next letter


Series/Size	Text Length
EM 2000	54.5
EM 2000	137
E 2000	66.6

M C A S  
 56.7 15.7 12.5 15.5 10.9 56.7  
 C h e r r y P o i n t  
 15.5 14.5 12.9 12.9 9.9 8.4 11.3 13.3 12.8 13.2 8 12.8 6.9 15.5  
 E X I T 4 1 0  
 50.7 7.1 8.6 2.8 6 12 13.7 6.4 10.1 50.7

FILENAME: Guidesign\_English\_8-2-13      NORTH CAROLINA D.O.T. SIGN DETAIL

PLOT DRIVER: \$PLTDVRS\$      PENTABLE: \$PENTBLS\$      SCALE: \$SCALESHTS\$  
 USER: \$USERS\$      TIME: \$TIMES\$      DATE: \$DATES\$      FILE: \$PWVARVAULTPATHDESC\$

APPROVED: *Ron King*      DATE: 9/19/2018



SEAL  
 022959  
 ENGINEER  
 RONALD W. KING

**PROPOSED SIGN DESIGNS**

SCALE: NTS  
 DATE: \$DATES\$  
 DWG. BY: J DOWDY  
 DESIGN BY: R DRAYTON  
 REVIEWED BY: R KING

REVISIONS


CADD FILE



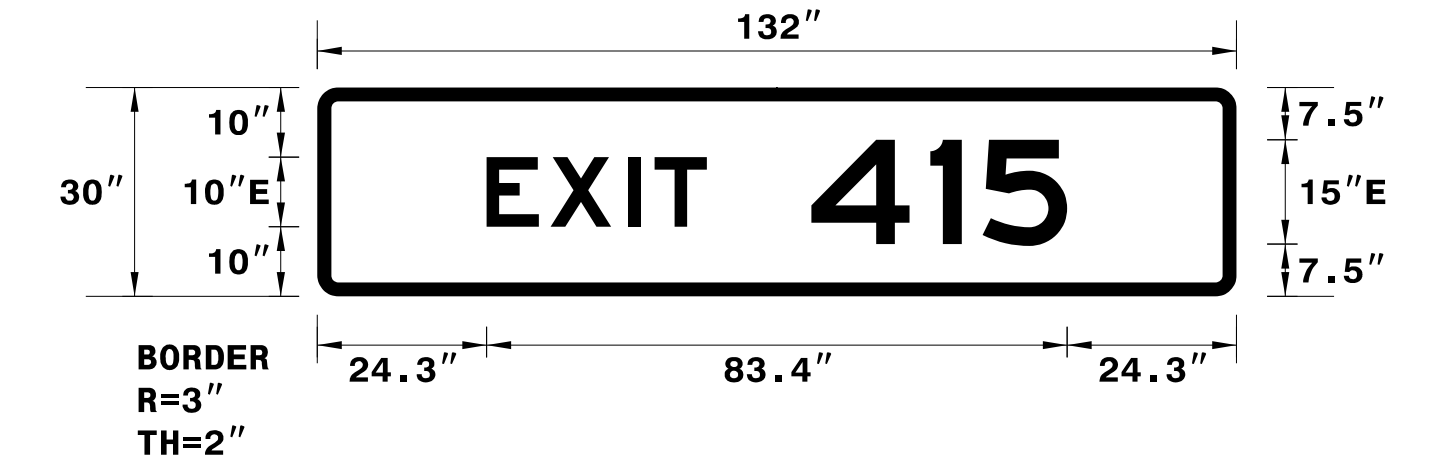




SIGN NUMBER: 106A, 107A, 108A, 109A, 110A & 111A  
 TYPE: B  
 QUANTITY: 6  
 SIGN WIDTH: 11'-0"  
 HEIGHT: 2'-6"  
 TOTAL AREA: 27.5 Sq.Ft.  
 BORDER TYPE: FLUSH  
 RECESS: 0"  
 WIDTH: 2"  
 RADII: 3"  
 NO. Z BARS: 2  
 LENGTH: 124.0

SYMBOL	X	Y	WID	HT

DESIGN BY: R DRAYTON  
 CHECKED BY: R KING  
 PROJECT ID: R-1015  
 Apr 11, 2018  
 DIV: 2



USE NOTES: 1,2  
 1. Legend and border(except those that are colored black) shall be direct applied Grade C sheeting.  
 2. Background shall be Grade C reflective sheeting.

INCREASE "EXIT" SPACING BY 1.20  
 Spacing Factor is 1 unless specified otherwise

LETTER POSITIONS

Letter spacings are to start of next letter

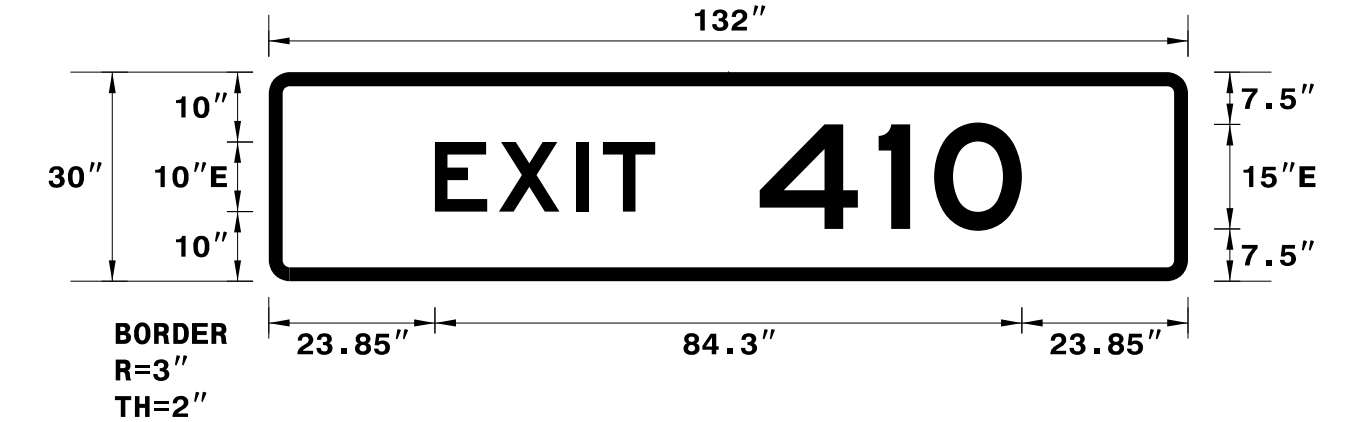
	E	X	I	T		Series/Size
24.3	9.2	11.1	3.8	7.5	76.1	E 2000
	4	1	5			31.6
70.9	17.1	7.5	12.2	24.3		E 2000
						36.8

FILENAME: Guidesign\_English\_8-2-13

SIGN NUMBER: 113A, 114A, 117A & 116A  
 TYPE: B  
 QUANTITY: 4  
 SIGN WIDTH: 11'-0"  
 HEIGHT: 2'-6"  
 TOTAL AREA: 27.5 Sq.Ft.  
 BORDER TYPE: FLUSH  
 RECESS: 0"  
 WIDTH: 2"  
 RADII: 3"  
 NO. Z BARS: 2  
 LENGTH: 124.0

SYMBOL	X	Y	WID	HT

DESIGN BY: R DRAYTON  
 CHECKED BY: R KING  
 PROJECT ID: R-1015  
 May 16, 2018  
 DIV: 2



USE NOTES: 1,2  
 1. Legend and border(except those that are colored black) shall be direct applied Grade C sheeting.  
 2. Background shall be Grade C reflective sheeting.

INCREASE "EXIT" SPACING BY 1.20  
 Spacing Factor is 1 unless specified otherwise

LETTER POSITIONS

Letter spacings are to start of next letter

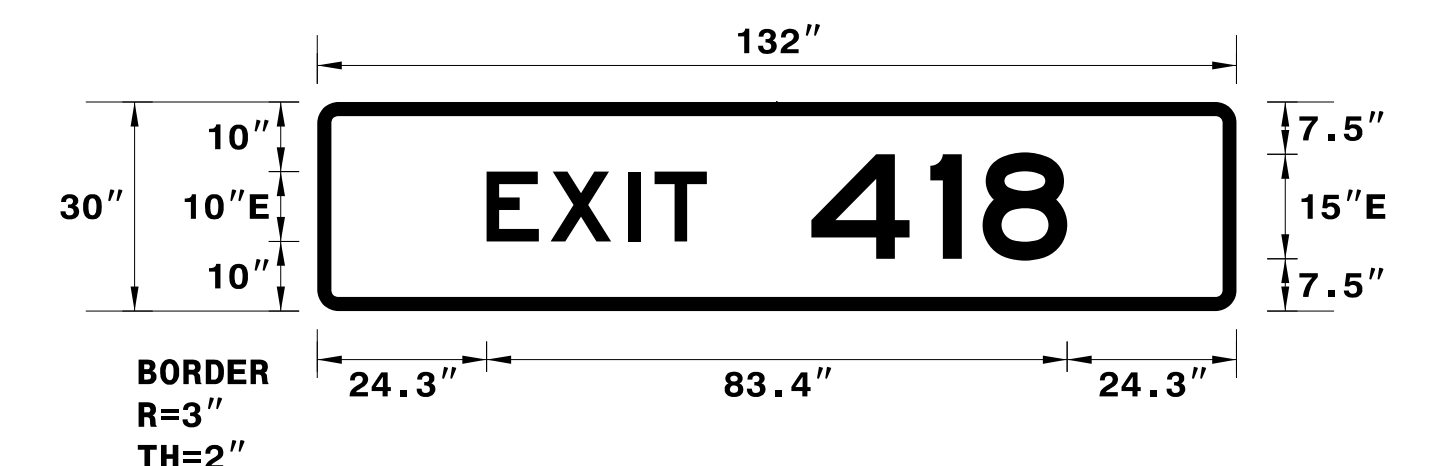
	E	X	I	T		Series/Size
23.9	9.2	11.1	3.8	7.5	76.5	E 2000
	4	1	0			31.6
70.5	17.1	7.9	12.6	23.9		E 2000
						37.7

FILENAME: Guidesign\_English\_8-2-13

SIGN NUMBER: 102A, 104A & 105A  
 TYPE: B  
 QUANTITY: 3  
 SIGN WIDTH: 11'-0"  
 HEIGHT: 2'-6"  
 TOTAL AREA: 27.5 Sq.Ft.  
 BORDER TYPE: FLUSH  
 RECESS: 0"  
 WIDTH: 2"  
 RADII: 3"  
 NO. Z BARS: 2  
 LENGTH: 124.0

SYMBOL	X	Y	WID	HT

DESIGN BY: R DRAYTON  
 CHECKED BY: R KING  
 PROJECT ID: R-1015  
 Apr 11, 2018  
 DIV: 2



USE NOTES: 1,2  
 1. Legend and border(except those that are colored black) shall be direct applied Grade C sheeting.  
 2. Background shall be Grade C reflective sheeting.

INCREASE "EXIT" SPACING BY 1.20  
 Spacing Factor is 1 unless specified otherwise


LETTER POSITIONS

Letter spacings are to start of next letter


	E	X	I	T		Series/Size
24.3	9.2	11.1	3.8	7.5	76.1	E 2000
	4	1	8			31.6
70.9	17.1	7.5	12.2	24.3		E 2000
						36.8

FILENAME: Guidesign\_English\_8-2-13

APPROVED: *Ron King* DATE: 9/19/2018



## PROPOSED SIGN DESIGNS



SCALE: NTS	REVISIONS
DATE: \$DATES	
DWG. BY: J DOWDY	
DESIGN BY: R DRAYTON	
REVIEWED BY: R KING	

PLOT DRIVER: \$PLTDVRS\$  
 USER: \$USER\$  
 FILE: \$PWVARVAULTPATHDESC\$  
 DATE: \$DATE\$  
 SCALE: \$SCALESORT\$  
 TIME: \$TIME\$  
 PENTABLE: \$PENTBL\$

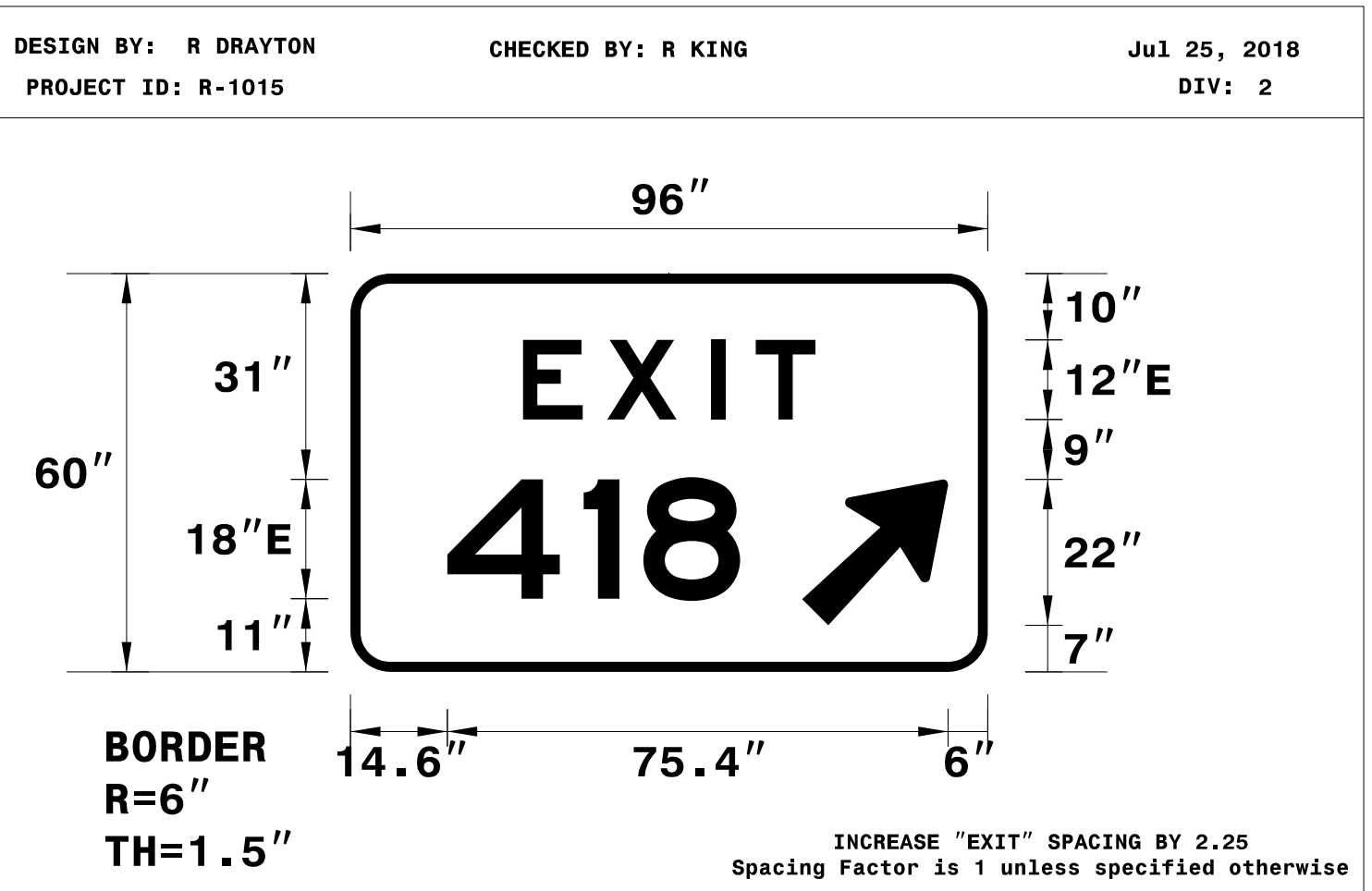
REVISIONS



SIGN NUMBER: 201 & 202A  
 TYPE: A  
 QUANTITY: 2  
 SIGN WIDTH: 8'-0"  
 HEIGHT: 5'-0"  
 TOTAL AREA: 40.0 Sq.Ft.  
 BORDER TYPE: FLUSH  
 RECESS: 0"  
 WIDTH: 1.5"  
 RADII: 6"  
 NO. Z BARS: 2  
 LENGTH: 88.0

SYMBOL	X	Y	WID	HT
AR_Type A	68	7	17.5	28

BACKG COLOR: Green  
 COPY COLOR: White  
 MAT'L: 0.125" (3.2 mm) ALUMINUM



LETTER POSITIONS

Letter spacings are to start of next letter

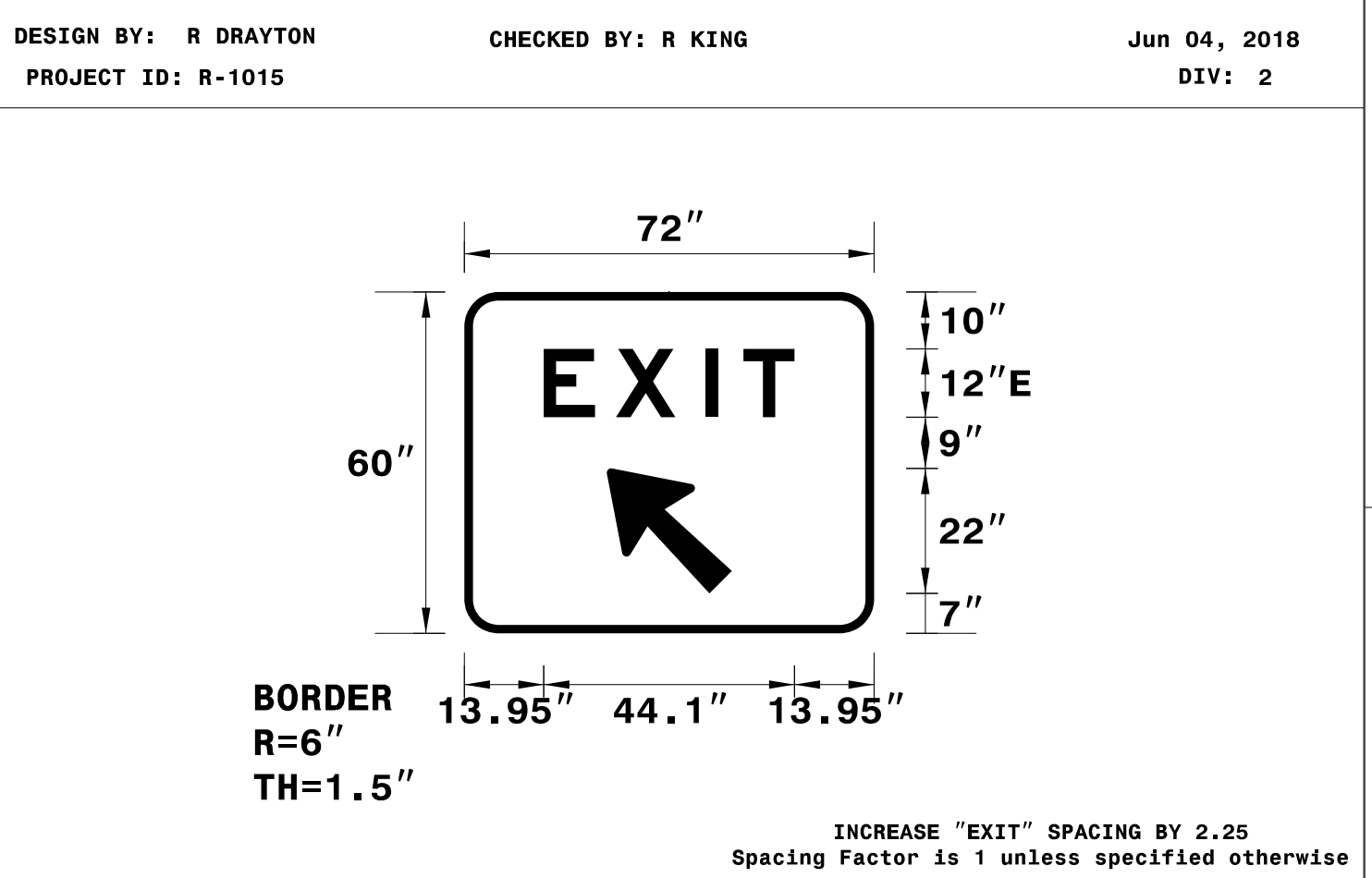
Series/Size	Text Length
E 2000	44.1
E 2000	44.1

FILENAME: Guidesign\_English\_8-2-13

SIGN NUMBER: 203A  
 TYPE: A  
 QUANTITY: 1  
 SIGN WIDTH: 6'-0"  
 HEIGHT: 5'-0"  
 TOTAL AREA: 30.0 Sq.Ft.  
 BORDER TYPE: FLUSH  
 RECESS: 0"  
 WIDTH: 1.5"  
 RADII: 6"  
 NO. Z BARS: 2  
 LENGTH: 64.0

SYMBOL	X	Y	WID	HT
AR_Type A	25	7	17.5	28

BACKG COLOR: Green  
 COPY COLOR: White  
 MAT'L: 0.125" (3.2 mm) ALUMINUM



LETTER POSITIONS

Letter spacings are to start of next letter

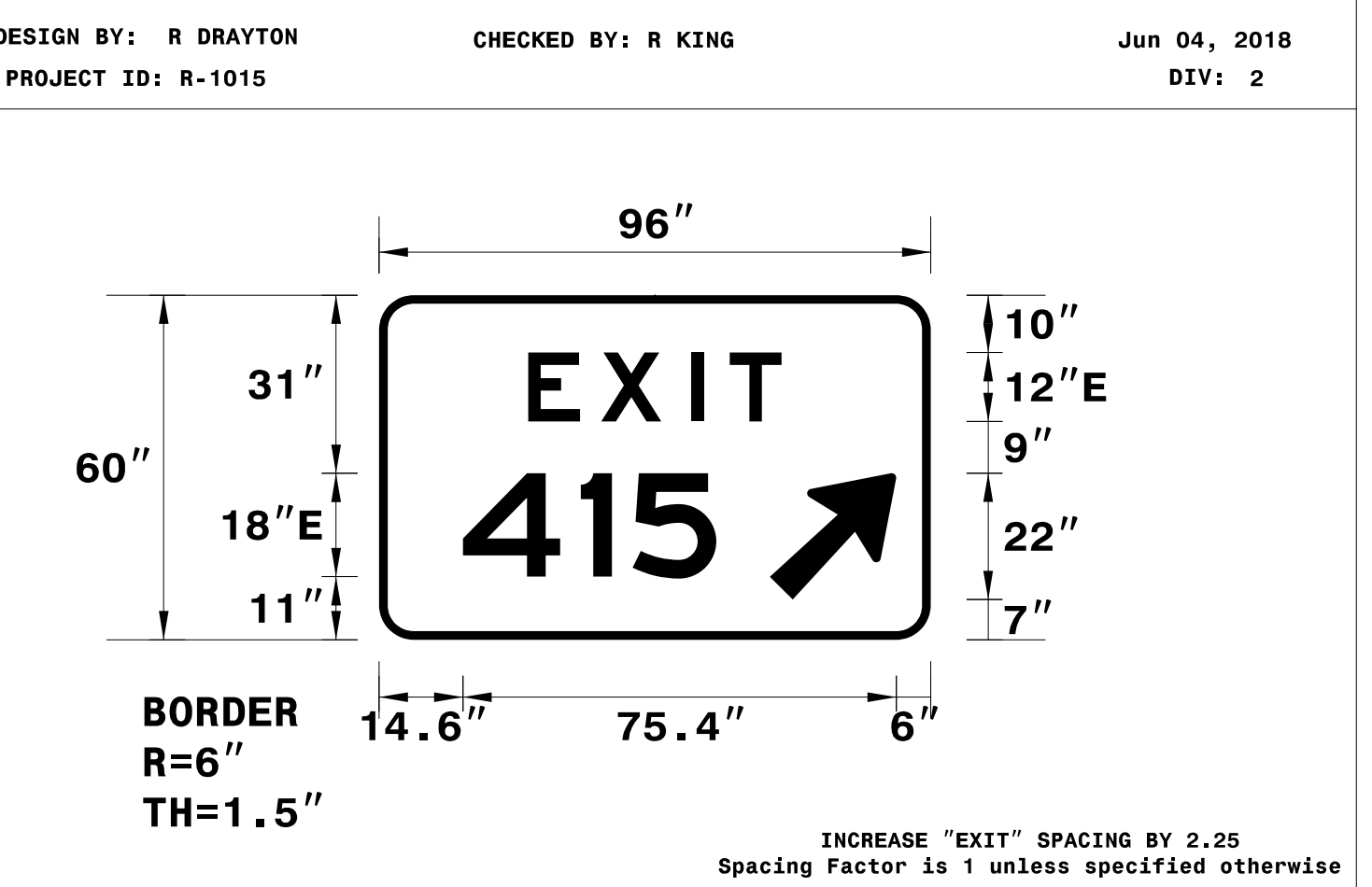
Series/Size	Text Length
E 2000	44.1

FILENAME: Guidesign\_English\_8-2-13

SIGN NUMBER: 204 & 205  
 TYPE: A  
 QUANTITY: 2  
 SIGN WIDTH: 8'-0"  
 HEIGHT: 5'-0"  
 TOTAL AREA: 40.0 Sq.Ft.  
 BORDER TYPE: FLUSH  
 RECESS: 0"  
 WIDTH: 1.5"  
 RADII: 6"  
 NO. Z BARS: 2  
 LENGTH: 88.0

SYMBOL	X	Y	WID	HT
AR_Type A	68	7	17.5	28

BACKG COLOR: Green  
 COPY COLOR: White  
 MAT'L: 0.125" (3.2 mm) ALUMINUM



LETTER POSITIONS

Letter spacings are to start of next letter

Series/Size	Text Length
E 2000	44.1
E 2000	44.1


FILENAME: Guidesign\_English\_8-2-13

REVISIONS

PLOT DRIVER: \$PLTDVRS\$  
 USER: \$USER\$  
 FILE: \$PWVARVAULTPATHDESC\$  
 PENTABLE: \$PENTBL\$  
 TIME: \$TIME\$  
 SCALE: \$SCALESORT\$  
 DATE: \$DATE\$

APPROVED: Ron King DATE: 9/19/2018

PROPOSED SIGN DESIGNS

SCALE: NTS		REVISIONS
DATE: \$DATES\$		
DWG. BY: J DOWDY		
DESIGN BY: R DRAYTON		
REVIEWED BY: R KING		CADD FILE







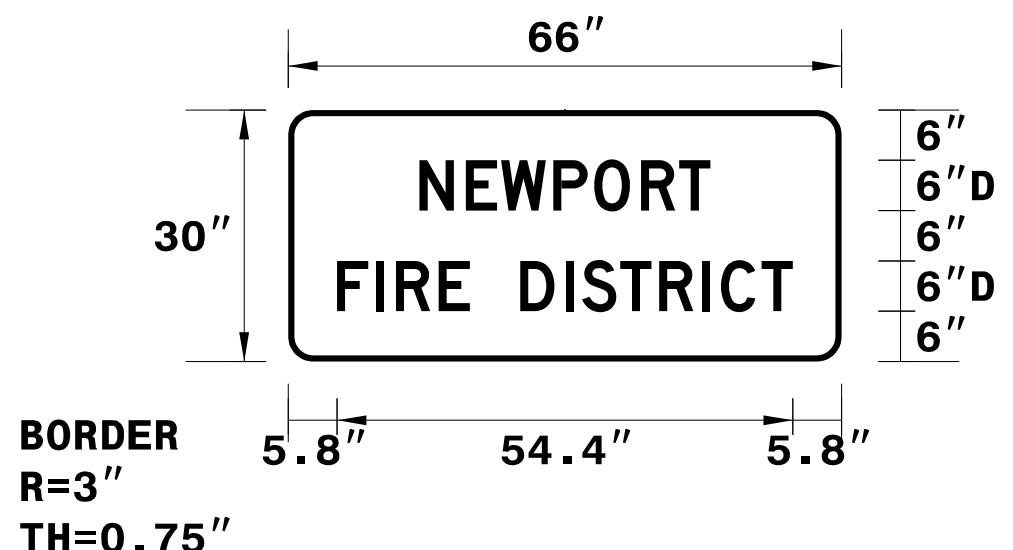
SIGN NUMBER: 301  
 TYPE: D  
 QUANTITY: 1  
 SIGN WIDTH: 5'-6"  
 HEIGHT: 2'-6"  
 TOTAL AREA: 13.8 Sq.Ft.  
 BORDER TYPE: FLUSH  
 RECESS: 0"  
 WIDTH: 0.75"  
 RADII: 3"  
 NO. Z BARS:  
 LENGTH:

BACKG COLOR: Green  
 COPY COLOR: White

SYMBOL	X	Y	WID	HT

MAT'L: 0.125" (3.2 mm) ALUMINUM

DESIGN BY: R DRAYTON  
 CHECKED BY: R KING  
 Apr 04, 2018  
 DIV: 2  
 PROJECT ID: R-1015



USE NOTES: 1,2  
 1. Legend and border(except those that are colored black) shall be direct applied Grade C sheeting.  
 2. Background shall be Grade C reflective sheeting.

Spacing Factor is 1 unless specified otherwise

LETTER POSITIONS

Letter spacings are to start of next letter													Series/Size		
													Text Length		
N	E	W	P	O	R	T							D 2000		
15.7	5.5	4.2	6.2	4.9	5.6	4.6	3.7	15.7					34.7		
F	I	R	E	D	I	S	T	R	I	C	T		D 2000		
5.8	4.6	2.4	5.1	3.7	6	5.4	2	4.6	4.6	5.1	2.3	4.9	3.7	5.8	54.4

FILENAME: Guidesign\_English\_8-2-13 NORTH CAROLINA D.O.T. SIGN DETAIL

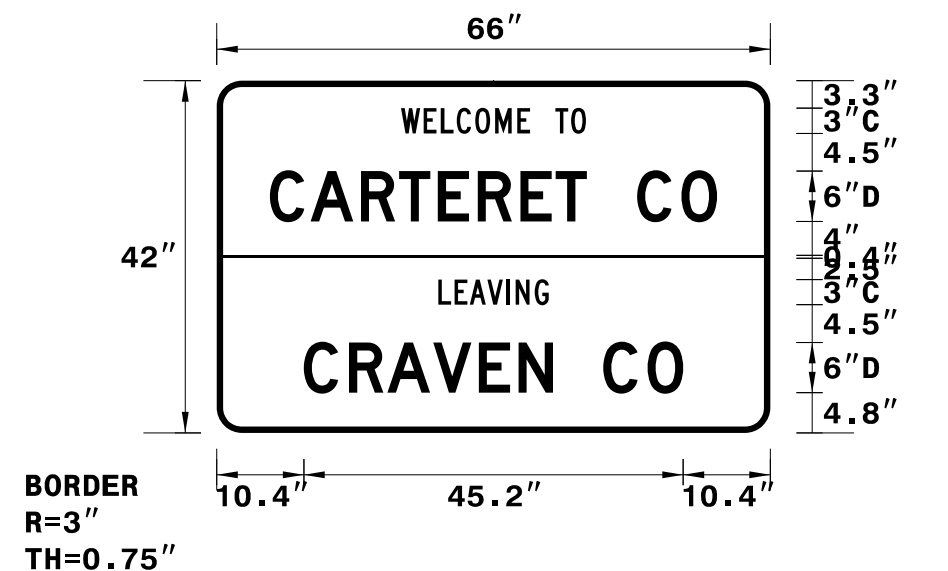
SIGN NUMBER: 303  
 TYPE: D  
 QUANTITY: 1  
 SIGN WIDTH: 5'-6"  
 HEIGHT: 3'-6"  
 TOTAL AREA: 19.3 Sq.Ft.  
 BORDER TYPE: FLUSH  
 RECESS: 0"  
 WIDTH: 0.75"  
 RADII: 3"  
 NO. Z BARS:  
 LENGTH:

BACKG COLOR: Green / Green  
 COPY COLOR: White

SYMBOL	X	Y	WID	HT

MAT'L: 0.125" (3.2 mm) ALUMINUM

DESIGN BY: R DRAYTON  
 CHECKED BY: R KING  
 Apr 04, 2018  
 DIV: 2  
 PROJECT ID: R-1015



USE NOTES: 1,2  
 1. Legend and border(except those that are colored black) shall be direct applied Grade C sheeting.  
 2. Background shall be Grade C reflective sheeting.

Spacing Factor is 1 unless specified otherwise

LETTER POSITIONS

Letter spacings are to start of next letter													Series/Size
													Text Length
W	E	L	C	O	M	E	T	O					C 2000
22	2.7	2	1.9	2.2	2.4	2.6	1.5	3	1.9	1.8	22		22.1
C	A	R	T	E	R	E	T	C	O				D 2000
6.3	4.9	6	4.6	4.6	4.7	5.1	4.2	3.7	6	5.3	4.3	6.3	53.3
L	E	A	V	I	N	G							C 2000
26.4	2	1.8	2.1	2.3	1.1	2.3	1.7	26.4					13.2
C	R	A	V	E	N	C	O						D 2000
10.4	5.4	4.6	5.5	5.5	4.7	4.1	6	5.3	4.3	10.4			45.2

FILENAME: Guidesign\_English\_8-2-13 NORTH CAROLINA D.O.T. SIGN DETAIL

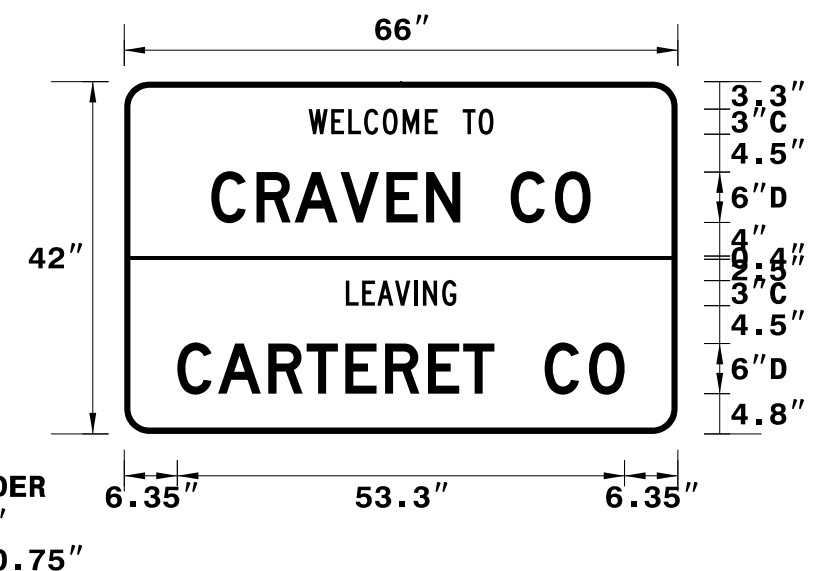
SIGN NUMBER: 302  
 TYPE: D  
 QUANTITY: 1  
 SIGN WIDTH: 5'-6"  
 HEIGHT: 3'-6"  
 TOTAL AREA: 19.3 Sq.Ft.  
 BORDER TYPE: FLUSH  
 RECESS: 0"  
 WIDTH: 0.75"  
 RADII: 3"  
 NO. Z BARS:  
 LENGTH:

BACKG COLOR: Green / Green  
 COPY COLOR: White

SYMBOL	X	Y	WID	HT

MAT'L: 0.125" (3.2 mm) ALUMINUM

DESIGN BY: R DRAYTON  
 CHECKED BY: R KING  
 Apr 04, 2018  
 DIV: 2  
 PROJECT ID: R-1015



USE NOTES: 1,2  
 1. Legend and border(except those that are colored black) shall be direct applied Grade C sheeting.  
 2. Background shall be Grade C reflective sheeting.

Spacing Factor is 1 unless specified otherwise

LETTER POSITIONS

Letter spacings are to start of next letter													Series/Size
													Text Length
W	E	L	C	O	M	E	T	O					C 2000
22	2.7	2	1.9	2.2	2.4	2.6	1.5	3	1.9	1.8	22		22.1
C	R	A	V	E	N	C	O						D 2000
10.4	5.4	4.6	5.5	5.5	4.7	4.1	6	5.3	4.3	10.4			45.2
L	E	A	V	I	N	G							C 2000
26.4	1.9	1.8	2.1	2.3	1.1	2.3	1.7	26.4					13.2
C	A	R	T	E	R	E	T	C	O				D 2000
6.3	4.9	6	4.6	4.6	4.7	5.1	4.2	3.7	6	5.3	4.3	6.3	53.3

FILENAME: Guidesign\_English\_8-2-13 NORTH CAROLINA D.O.T. SIGN DETAIL

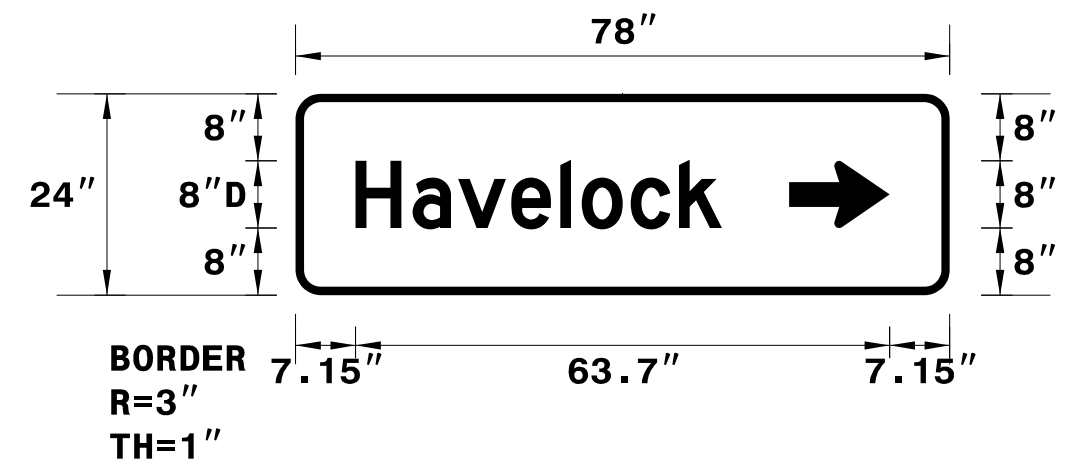
SIGN NUMBER: 313  
 TYPE: D  
 QUANTITY: 1  
 SIGN WIDTH: 6'-6"  
 HEIGHT: 2'-0"  
 TOTAL AREA: 13.0 Sq.Ft.  
 BORDER TYPE: FLUSH  
 RECESS: 0"  
 WIDTH: 1"  
 RADII: 3"  
 NO. Z BARS:  
 LENGTH:

BACKG COLOR: Green  
 COPY COLOR: White

SYMBOL	X	Y	WID	HT
AR_Type D	58.8	8	8	12

MAT'L: 0.125" (3.2 mm) ALUMINUM

DESIGN BY: R DRAYTON  
 CHECKED BY: R KING  
 May 17, 2018  
 DIV: 2  
 PROJECT ID: R-1015



USE NOTES: 1,2  
 1. Legend and border(except those that are colored black) shall be direct applied Grade C sheeting.  
 2. Background shall be Grade C reflective sheeting.

Spacing Factor is 1 unless specified otherwise

LETTER POSITIONS

Letter spacings are to start of next letter													Series/Size
													Text Length
H	a	v	e	l	o	c	k						D 2000
7.2	6.8	5.4	6.3	5.8	2.6	5.8	5.8	5.1	27.2				43.7

FILENAME: Guidesign\_English\_8-2-13 NORTH CAROLINA D.O.T. SIGN DETAIL


PLOT DRIVER: \$PLTDVRS\$  
 USER: \$USER\$  
 FILE: \$PWVARVAULTPATHDESIG\$  
 DATE: \$DATES\$  
 SCALE: \$SCALESHORT\$  
 TIME: \$TIME\$  
 PENTABLE: \$PENTBL\$

APPROVED: *Ron King* DATE: 9/19/2018

**PROPOSED SIGN DESIGNS**

SCALE: NTS		<b>REVISIONS</b> _____ _____ _____ _____
DATE: \$DATES\$		
DWG. BY: J DOWDY		
DESIGN BY: R DRAYTON		
REVIEWED BY: R KING	CADD FILE	



PROJ. REFERENCE NO.	SHEET NO.
R-1015	S-4N
 HDR Engineering, Inc. of the Carolinas 555 Fayetteville St, Suite 900 Raleigh, N.C. 27601 N.C.B.E.L.S. License Number: F-0116	

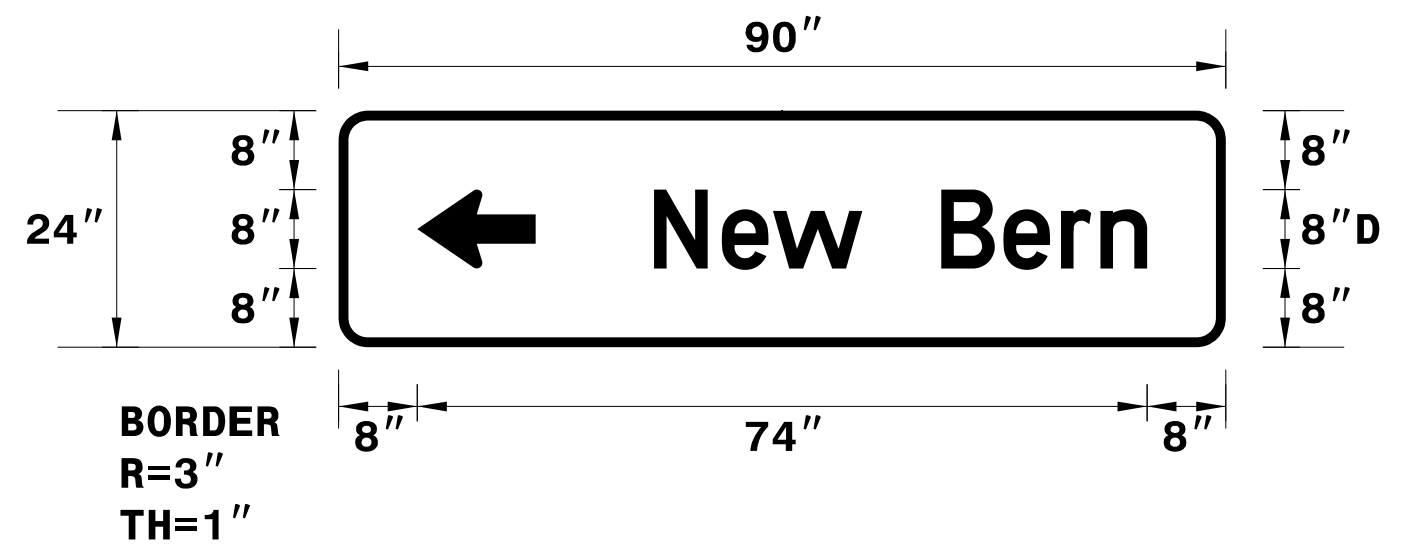
SIGN NUMBER: 307  
 TYPE: D  
 QUANTITY: 1  
 SIGN WIDTH: 7'-6"  
 HEIGHT: 2'-0"  
 TOTAL AREA: 15.0 Sq.Ft.  
 BORDER TYPE: FLUSH  
 RECESS: 0"  
 WIDTH: 1"  
 RADII: 3"  
 NO. Z BARS: 1  
 LENGTH:

BACKG COLOR: Green  
 COPY COLOR: White

SYMBOL	X	Y	WID	HT
AR_Type D	8	8	8	12

MAT'L: 0.125" (3.2 mm) ALUMINUM

DESIGN BY: R DRAYTON  
 PROJECT ID: R-1015  
 CHECKED BY: R KING  
 May 16, 2018  
 DIV: 2



USE NOTES: 1,2  
 1. Legend and border(except those that are colored black) shall be direct applied Grade C sheeting.  
 2. Background shall be Grade C reflective sheeting.

Spacing Factor is 1 unless specified otherwise

LETTER POSITIONS

Letter spacings are to start of next letter

	N	e	w	B	e	r	n		Series/Size		
	32	6.9	5.2	9	8	6.3	5.8	4	4.7	8	D 2000
											50

FILENAME: Guidesign\_English\_8-2-13

NORTH CAROLINA D.O.T. SIGN DETAIL

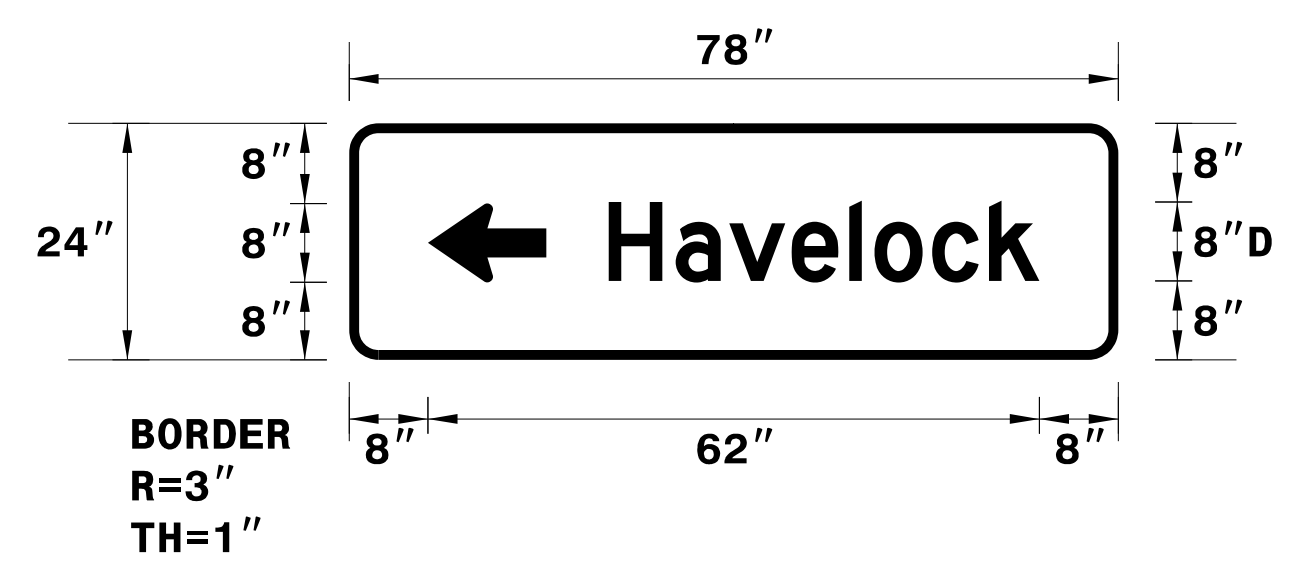
SIGN NUMBER: 308  
 TYPE: D  
 QUANTITY: 1  
 SIGN WIDTH: 6'-6"  
 HEIGHT: 2'-0"  
 TOTAL AREA: 13.0 Sq.Ft.  
 BORDER TYPE: FLUSH  
 RECESS: 0"  
 WIDTH: 1"  
 RADII: 3"  
 NO. Z BARS: 1  
 LENGTH:

BACKG COLOR: Green  
 COPY COLOR: White

SYMBOL	X	Y	WID	HT
AR_Type D	8	7.9	8	12

MAT'L: 0.125" (3.2 mm) ALUMINUM

DESIGN BY: R DRAYTON  
 PROJECT ID: R-1015  
 CHECKED BY: R KING  
 May 21, 2018  
 DIV: 2



USE NOTES: 1,2  
 1. Legend and border(except those that are colored black) shall be direct applied Grade C sheeting.  
 2. Background shall be Grade C reflective sheeting.

Spacing Factor is 1 unless specified otherwise

LETTER POSITIONS

Letter spacings are to start of next letter

	H	a	v	e	l	o	c	k		Series/Size	
	26.3	6.8	5.4	6.3	5.8	2.6	5.8	5.1	8	D 2000	
											43.7

FILENAME: Guidesign\_English\_8-2-13

NORTH CAROLINA D.O.T. SIGN DETAIL

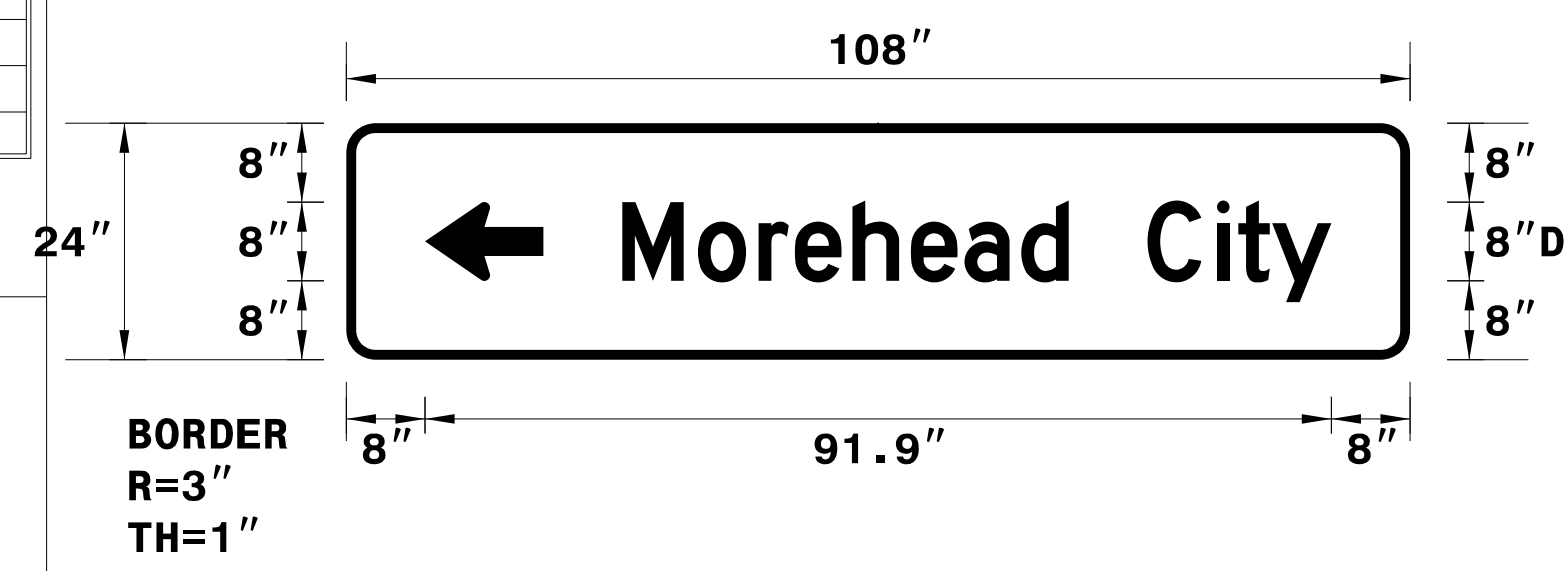
SIGN NUMBER: 306  
 TYPE: D  
 QUANTITY: 1  
 SIGN WIDTH: 9'-0"  
 HEIGHT: 2'-0"  
 TOTAL AREA: 18.0 Sq.Ft.  
 BORDER TYPE: FLUSH  
 RECESS: 0"  
 WIDTH: 1"  
 RADII: 3"  
 NO. Z BARS: 1  
 LENGTH:

BACKG COLOR: Green  
 COPY COLOR: White

SYMBOL	X	Y	WID	HT
AR_Type D	8	8	8	12

MAT'L: 0.125" (3.2 mm) ALUMINUM

DESIGN BY: R DRAYTON  
 PROJECT ID: R-1015  
 CHECKED BY: R KING  
 May 16, 2018  
 DIV: 2



USE NOTES: 1,2  
 1. Legend and border(except those that are colored black) shall be direct applied Grade C sheeting.  
 2. Background shall be Grade C reflective sheeting.

Spacing Factor is 1 unless specified otherwise

LETTER POSITIONS

Letter spacings are to start of next letter

	M	o	r	e	h	e	a	d	C	i	t	y		Series/Size		
	28	7.7	6.2	3.7	5.8	5.9	5.4	5.8	4.8	8	7	2.2	3.4	6	8	D 2000
																71.9

FILENAME: Guidesign\_English\_8-2-13



NORTH CAROLINA D.O.T. SIGN DETAIL

APPROVED: *Ron King* DATE: 9/19/2018

**PROPOSED SIGN DESIGNS**

SCALE: NTS  
 DATE: \$DATES  
 DWG. BY: J DOWDY  
 DESIGN BY: R DRAYTON  
 REVIEWED BY: R KING

REVISIONS

PLOT DRIVER: \$PLTDVRS\$  
 USER: \$USER\$  
 FILE: \$PWVARVAULTPATHDESC\$  
 PENTABLE: \$PENTBL\$  
 TIME: \$TIME\$  
 SCALE: \$SCALESHT\$  
 DATE: \$DATE\$

REVISIONS

SIGN NUMBER: 309  
 TYPE: D  
 QUANTITY: 1

BACKG COLOR: Green  
 COPY COLOR: White

SYMBOL	X	Y	WID	HT

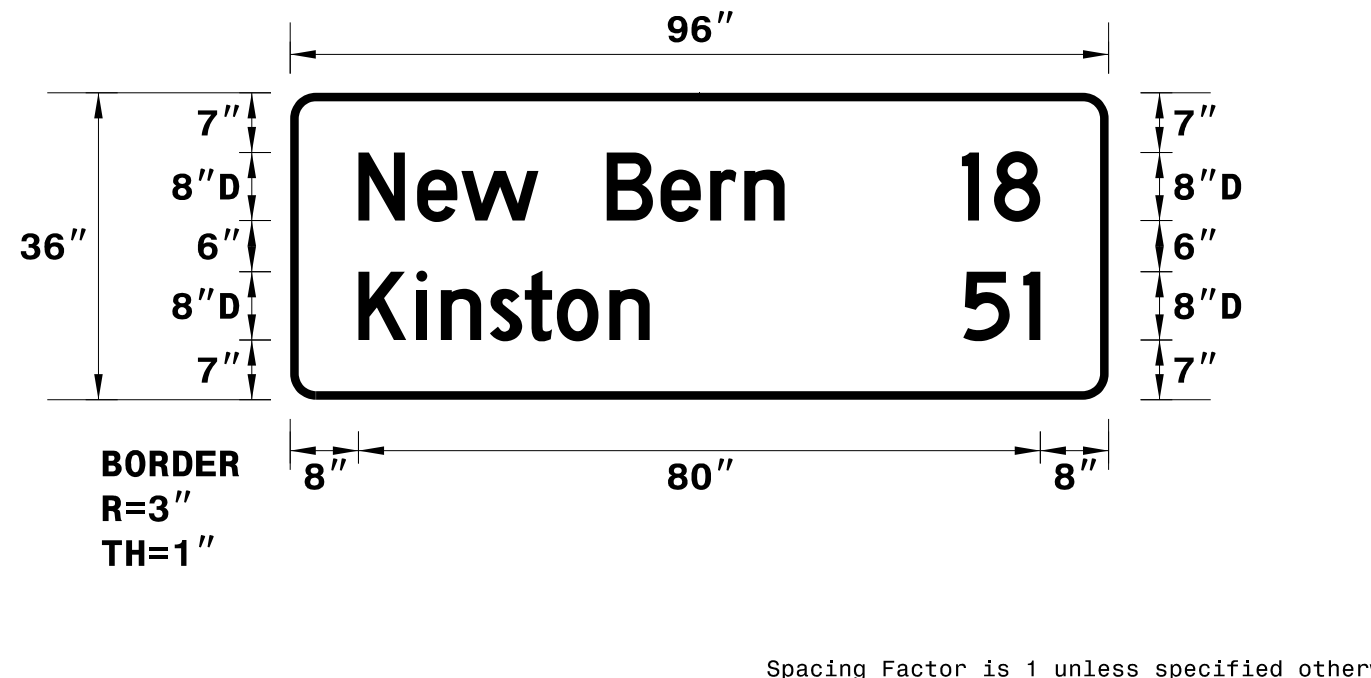
SIGN WIDTH: 8'-0"  
 HEIGHT: 3'-0"  
 TOTAL AREA: 24.0 Sq.Ft.

BORDER TYPE: FLUSH  
 RECESS: 0"  
 WIDTH: 1"  
 RADII: 3"

NO. Z BARS:  
 LENGTH:

MAT'L: 0.125" (3.2 mm) ALUMINUM

DESIGN BY: R DRAYTON  
 CHECKED BY: R KING  
 May 16, 2018  
 PROJECT ID: R-1015  
 DIV: 2



Spacing Factor is 1 unless specified otherwise

SIGN NUMBER: 310  
 TYPE: D  
 QUANTITY: 1

BACKG COLOR: Green  
 COPY COLOR: White

SYMBOL	X	Y	WID	HT

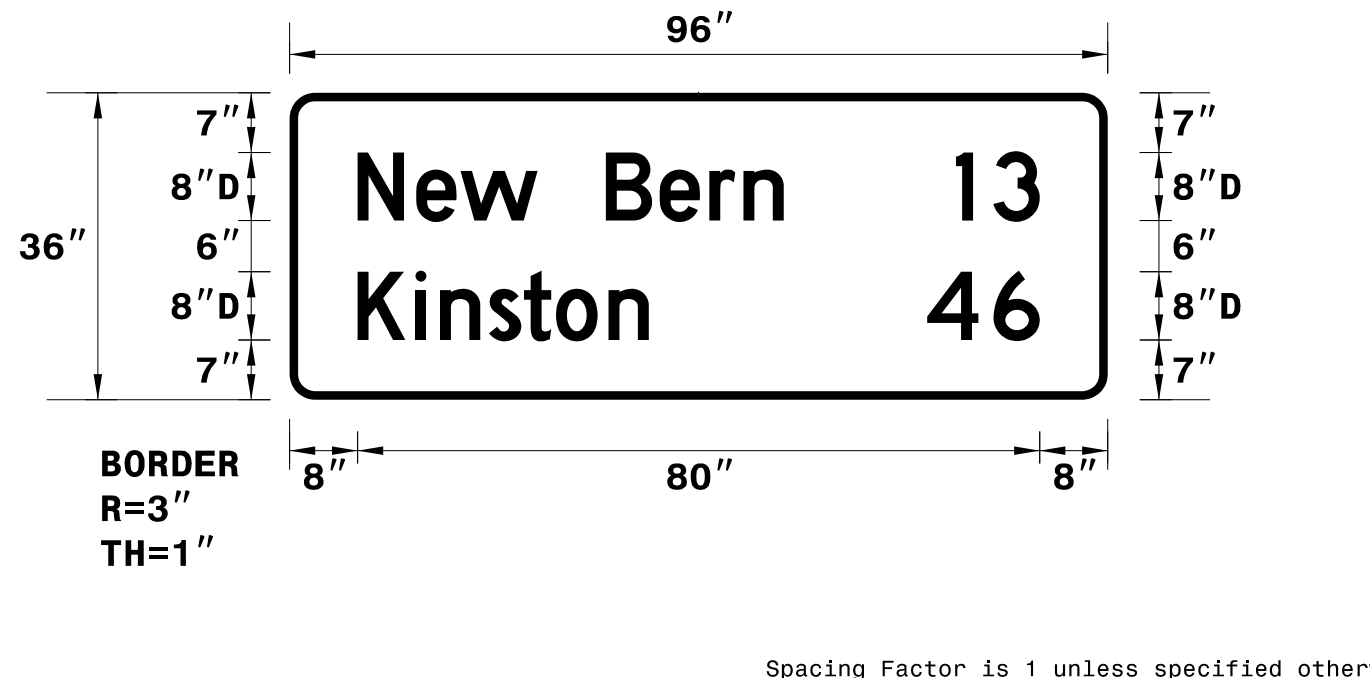
SIGN WIDTH: 8'-0"  
 HEIGHT: 3'-0"  
 TOTAL AREA: 24.0 Sq.Ft.

BORDER TYPE: FLUSH  
 RECESS: 0"  
 WIDTH: 1"  
 RADII: 3"

NO. Z BARS:  
 LENGTH:

MAT'L: 0.125" (3.2 mm) ALUMINUM

DESIGN BY: R DRAYTON  
 CHECKED BY: R KING  
 May 16, 2018  
 PROJECT ID: R-1015  
 DIV: 2



Spacing Factor is 1 unless specified otherwise

LETTER POSITIONS

Letter spacings are to start of next letter

Series/Size	Text Length
D 2000	80
D 2000	34.2
D 2000	9

FILENAME: Guidesign\_English\_8-2-13  
 NORTH CAROLINA D.O.T. SIGN DETAIL

LETTER POSITIONS

Letter spacings are to start of next letter

Series/Size	Text Length
D 2000	80
D 2000	34.2
D 2000	13.2

FILENAME: Guidesign\_English\_8-2-13  
 NORTH CAROLINA D.O.T. SIGN DETAIL

SIGN NUMBER: 311 & 314  
 TYPE: D  
 QUANTITY: 2

BACKG COLOR: Green  
 COPY COLOR: White

SYMBOL	X	Y	WID	HT

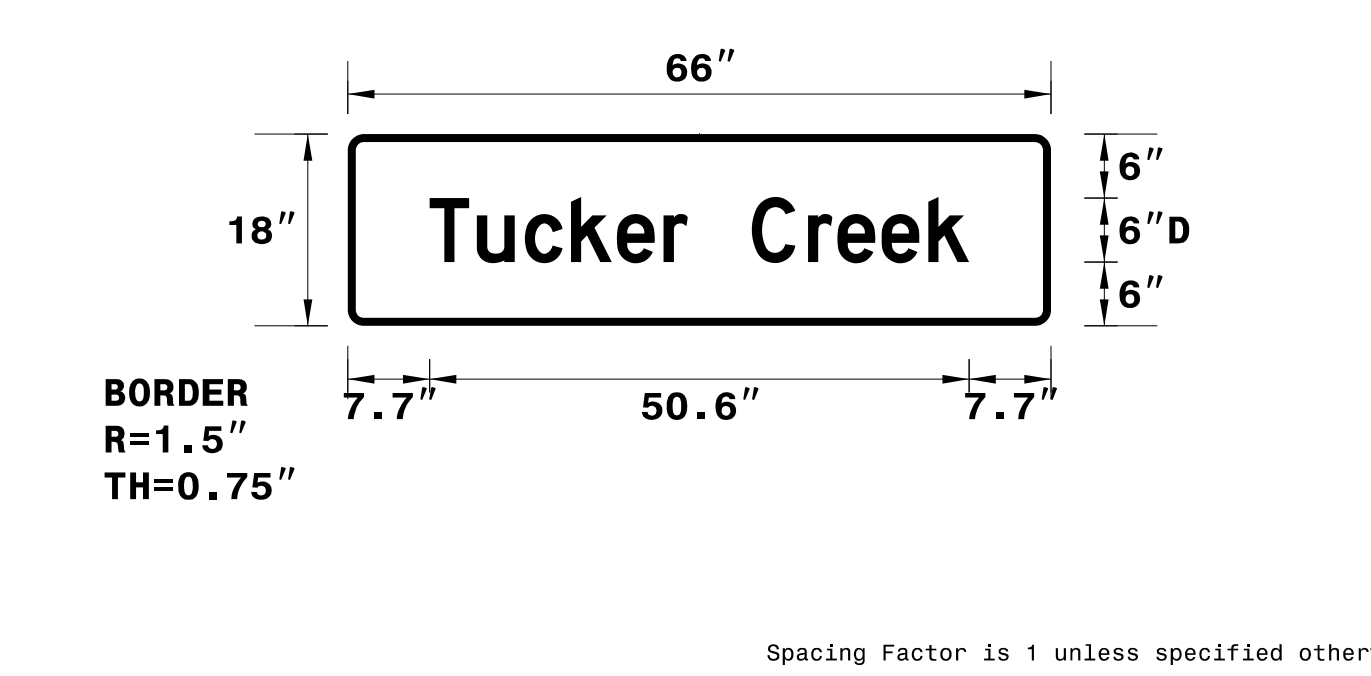
SIGN WIDTH: 5'-6"  
 HEIGHT: 1'-6"  
 TOTAL AREA: 8.3 Sq.Ft.

BORDER TYPE: FLUSH  
 RECESS: 0"  
 WIDTH: 0.75"  
 RADII: 1.5"

NO. Z BARS:  
 LENGTH:

MAT'L: 0.125" (3.2 mm) ALUMINUM

DESIGN BY: R DRAYTON  
 CHECKED BY: R KING  
 Apr 04, 2018  
 PROJECT ID: R-1015  
 DIV: 2



Spacing Factor is 1 unless specified otherwise

SIGN NUMBER: 312 & 315  
 TYPE: D  
 QUANTITY: 2

BACKG COLOR: Green  
 COPY COLOR: White

SYMBOL	X	Y	WID	HT

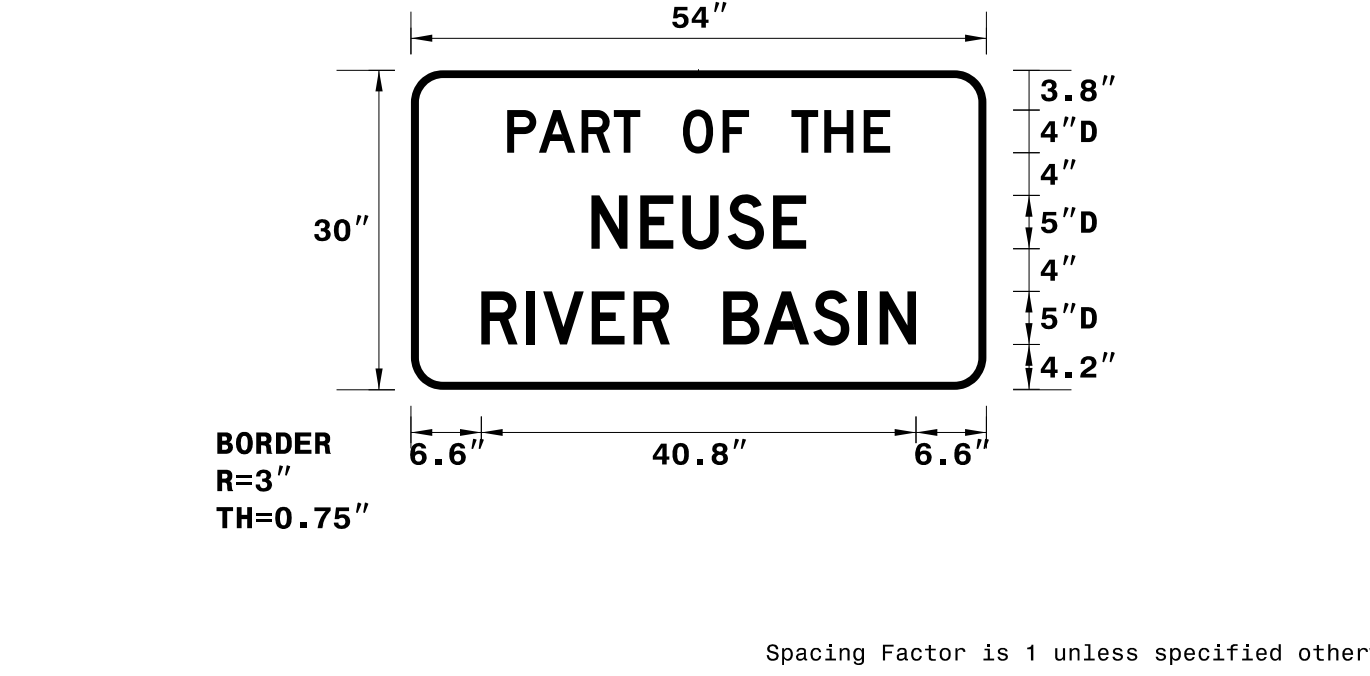
SIGN WIDTH: 4'-6"  
 HEIGHT: 2'-6"  
 TOTAL AREA: 11.3 Sq.Ft.

BORDER TYPE: FLUSH  
 RECESS: 0"  
 WIDTH: 0.75"  
 RADII: 3"

NO. Z BARS:  
 LENGTH:

MAT'L: 0.125" (3.2 mm) ALUMINUM

DESIGN BY: R DRAYTON  
 CHECKED BY: R KING  
 Apr 04, 2018  
 PROJECT ID: R-1015  
 DIV: 2



Spacing Factor is 1 unless specified otherwise

LETTER POSITIONS

Letter spacings are to start of next letter

Series/Size	Text Length
D 2000	50.6

FILENAME: Guidesign\_English\_8-2-13  
 NORTH CAROLINA D.O.T. SIGN DETAIL

LETTER POSITIONS

Letter spacings are to start of next letter


Series/Size	Text Length
D 2000	35.9
D 2000	20.2
D 2000	40.8

FILENAME: Guidesign\_English\_8-2-13  
 NORTH CAROLINA D.O.T. SIGN DETAIL


REVISIONS

PLOT DRIVER: \$PLTDVRS\$  
 USER: \$USER\$  
 FILE: \$PWVARVAULTPATHDESC\$  
 DATE: \$DATE\$  
 TIME: \$TIME\$  
 SCALE: \$SCALESHORT\$

APPROVED: Ron King DATE: 9/19/2018



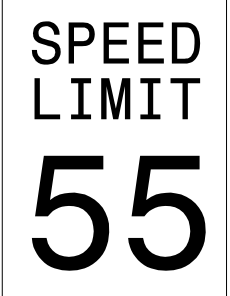
**PROPOSED SIGN DESIGNS**

SCALE: NTS		REVISIONS <table border="1"> <tr><td> </td><td> </td></tr> <tr><td> </td><td> </td></tr> <tr><td> </td><td> </td></tr> <tr><td> </td><td> </td></tr> </table>								
DATE: \$DATES\$										
DWG. BY: J DOWDY										
DESIGN BY: R DRAYTON										
REVIEWED BY: R KING	CADD FILE									






401 QUANTITY REQ'D 6



48 X 60  
R2-1

TWO WOOD POSTS PER SIGN


406 QUANTITY REQ'D 1



48 X 48  
W4-3(R)

TWO WOOD POST

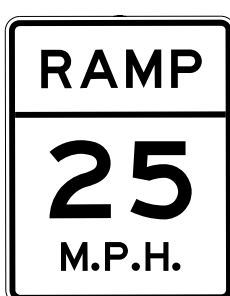
411 QUANTITY REQ'D 2



54 X 18  
R6-1 (R)

TWO WOOD POSTS PER SIGN


416 QUANTITY REQ'D 4



36 X 48  
W13-3

TWO WOOD POSTS PER SIGN


421 QUANTITY REQ'D 2



18 X 18  
W13-1P

MOUNT UNDER SIGN 420 IN  
2 APPLICATIONS

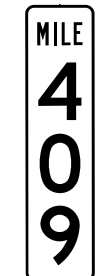
426 QUANTITY REQ'D 1



48 X 48  
W4-3(L)

TWO WOOD POSTS

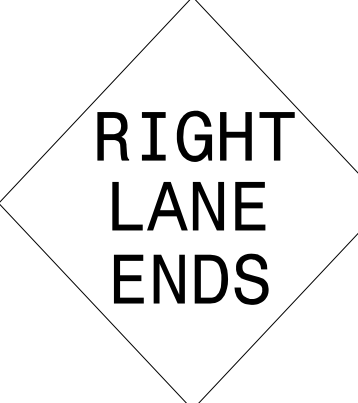
QUANTITY REQ'D 2



12 X 48

ONE WOOD POST PER SIGN

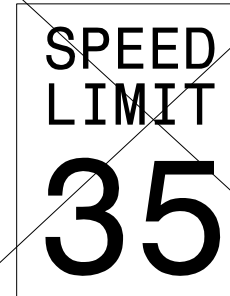
402 QUANTITY REQ'D 10



48 X 48  
W9-2(R)

TWO WOOD POSTS PER SIGN


407 QUANTITY REQ'D 1



24 X 30  
R2-1

ONE WOOD POST

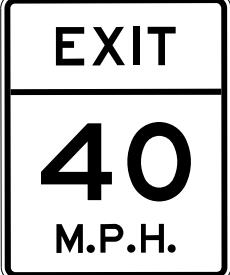
412 QUANTITY REQ'D 6



54 X 18  
R6-1 (L)

TWO WOOD POSTS PER SIGN


417 QUANTITY REQ'D 3



36 X 48  
W13-2

TWO WOOD POSTS PER SIGN

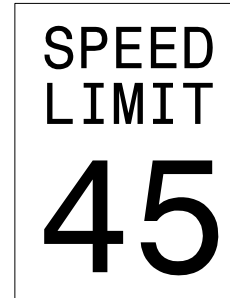
422 QUANTITY REQ'D 1



30 X 36  
R2-1

ONE WOOD POST

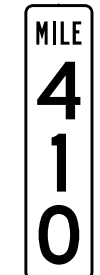
427 QUANTITY REQ'D 2



24 X 30  
R2-1

ONE WOOD POST PER SIGN

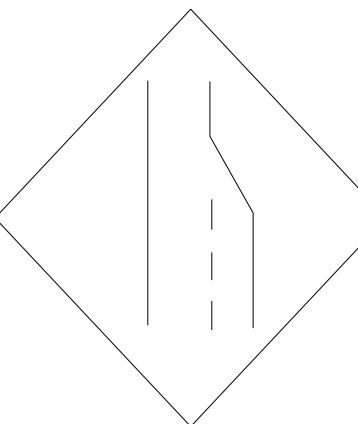
QUANTITY REQ'D 2



12 X 48

ONE WOOD POST PER SIGN


403 QUANTITY REQ'D 12



48 X 48  
W4-2(R)

TWO WOOD POSTS PER SIGN


408 QUANTITY REQ'D 5



36 X 36  
R5-1

ONE WOOD POST PER SIGN


413 QUANTITY REQ'D 4



36 X 36  
W1-13

ONE WOOD POST PER SIGN


418 QUANTITY REQ'D 1



36 X 36  
W1-15

ONE WOOD POST


423 QUANTITY REQ'D 3



48 X 48  
W3-5

TWO WOOD POSTS PER SIGN


428 QUANTITY REQ'D 2



36 X 36  
R3-7L

ONE WOOD POST PER SIGN


QUANTITY REQ'D 2



12 X 48

ONE WOOD POST PER SIGN


404 QUANTITY REQ'D 6



48 X 48  
W4-1 (R)

TWO WOOD POSTS PER SIGN


409 QUANTITY REQ'D 2



36 X 36  
R1-1

ONE WOOD POST PER SIGN

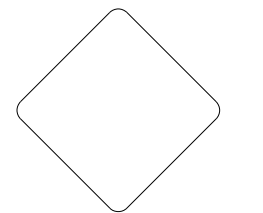
414 QUANTITY REQ'D 5



30 X 30  
W13-1P

MOUNT UNDER SIGN 418 IN  
1 APPLICATION  
MOUNT UNDER SIGN 413 IN  
4 APPLICATIONS


419 QUANTITY REQ'D 3



18 X 18  
OM1-3

ONE WOOD POST PER SIGN


424 QUANTITY REQ'D 3



36 X 48  
W1-8 (L)

TWO WOOD POSTS PER SIGN


429 QUANTITY REQ'D 4



48 X 48  
W3-3

TWO WOOD POST PER SIGN


QUANTITY REQ'D 2



12 X 48

ONE WOOD POST PER SIGN

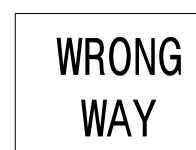
405 QUANTITY REQ'D 27



36 X 48  
W1-8 (R)

TWO WOOD POSTS PER SIGN


410 QUANTITY REQ'D 8



36 X 24  
R5-1a

ONE WOOD POST PER SIGN


415 QUANTITY REQ'D 3



60 X 30  
W1-6R

TWO WOOD POSTS PER SIGN


420 QUANTITY REQ'D 2



30 X 30  
W1-1

ONE WOOD POST PER SIGN

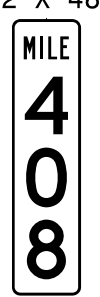
425 QUANTITY REQ'D 1



36 X 48  
R4-7

TWO WOOD POSTS

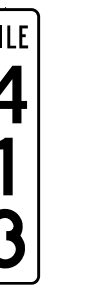
QUANTITY REQ'D 2



12 X 48

ONE WOOD POST PER SIGN


QUANTITY REQ'D 2



12 X 48

ONE WOOD POST PER SIGN


APPROVED: *Ron King* DATE: 9/19/2018



SEAL 022959  
RONALD W. KING  
ENGINEER

**TYPE "E" SIGNS & MILEMARKERS**

SCALE:	NTS
DATE:	\$DATES
DWG. BY:	J DOWDY
DESIGN BY:	R DRAYTON
REVIEWED BY:	R KING



REVISIONS	

PLOT DRIVER: \$PLTDVRS\$  
 USER: \$USER\$  
 FILE: \$PWVARVAULTPATHDESC\$  
 DATE: \$DATE\$  
 TIME: \$TIME\$  
 SCALE: \$SCALESHORT\$  
 REVISIONS

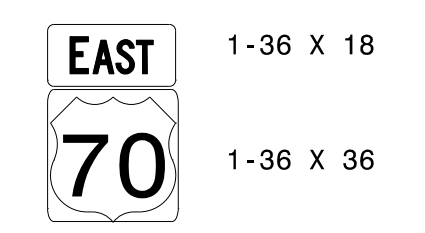


QUANTITY REQ'D 2



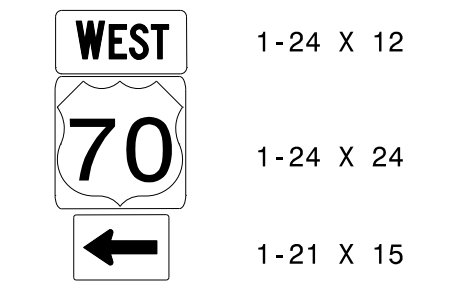
ONE WOOD POST PER SIGN

501 503 513



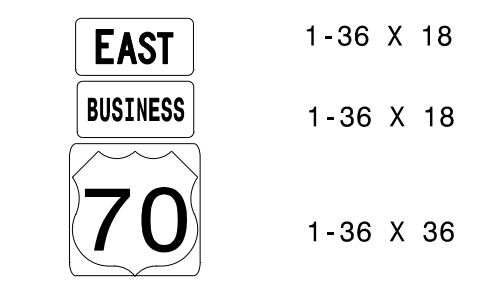
ONE WOOD POSTS PER SIGN

507



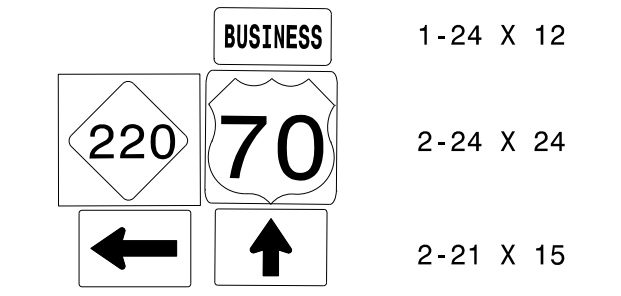
ONE WOOD POST

518 527



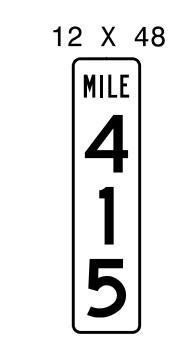
ONE WOOD POST PER SIGN

526



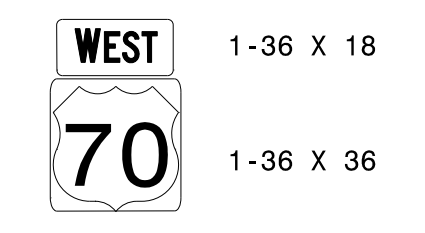
TWO WOOD POSTS

QUANTITY REQ'D 2



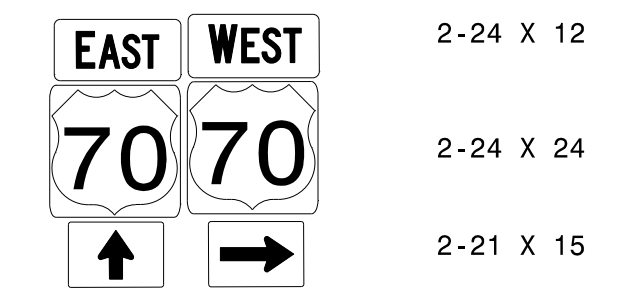
ONE WOOD POST PER SIGN

502 512 514



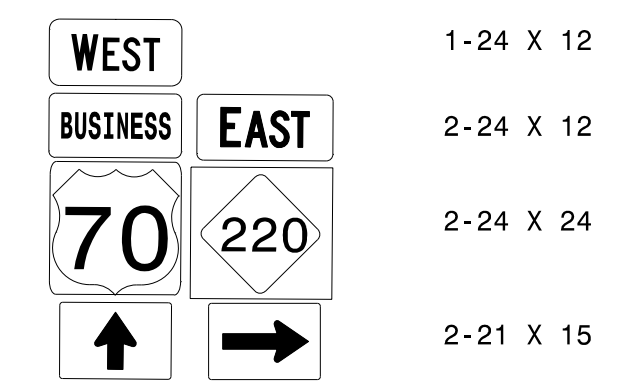
ONE WOOD POSTS PER SIGN

509



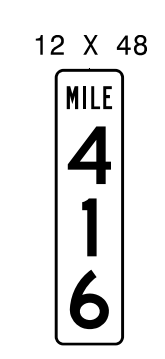
TWO WOOD POSTS

522



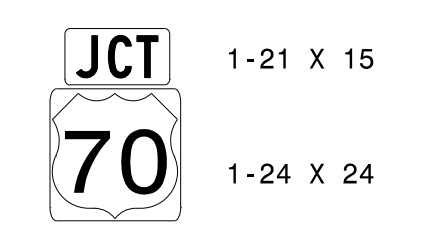
TWO WOOD POSTS

QUANTITY REQ'D 2



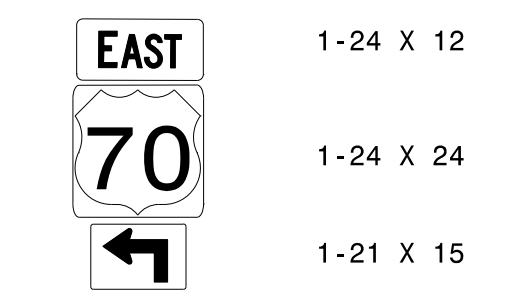
ONE WOOD POST PER SIGN

504 508



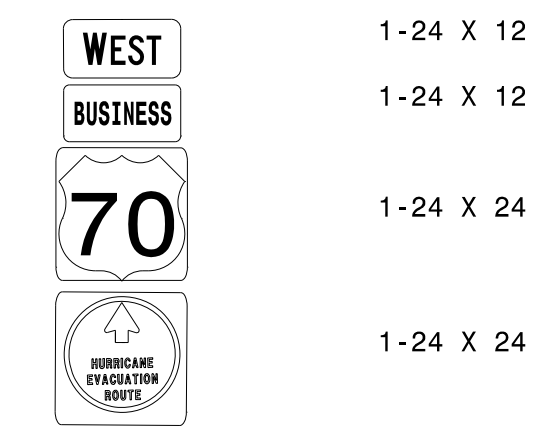
ONE WOOD POSTS PER SIGN

510



ONE WOOD POST

523



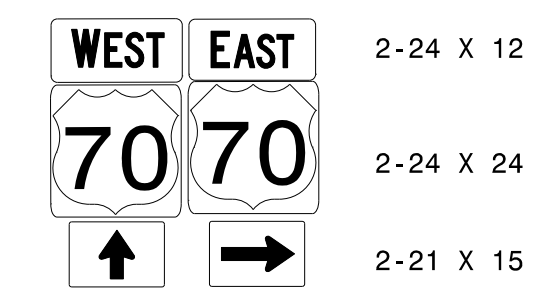
ONE WOOD POST

QUANTITY REQ'D 2



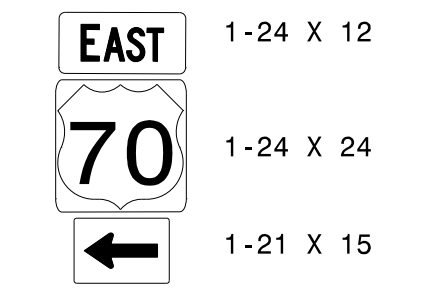
ONE WOOD POST PER SIGN

505



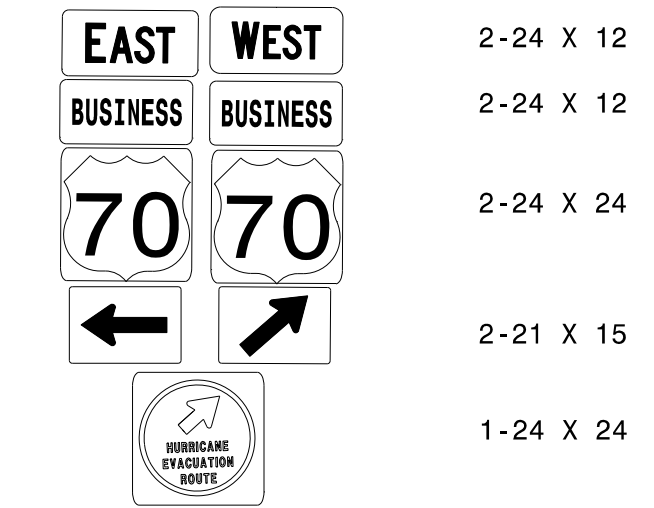
TWO WOOD POSTS

511 520



ONE WOOD POST PER SIGN

524



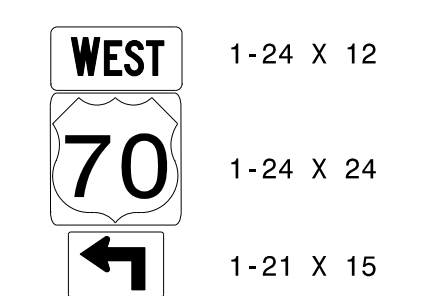
TWO WOOD POSTS

QUANTITY REQ'D 2



ONE WOOD POST PER SIGN

506



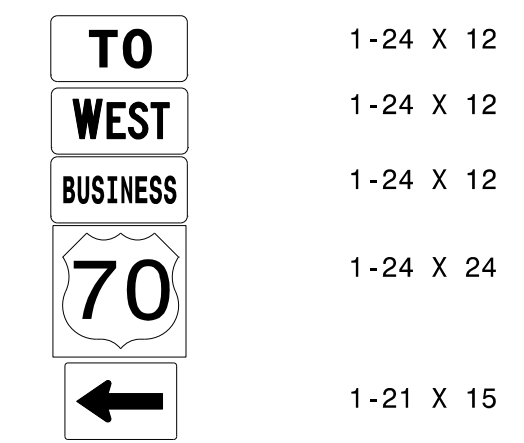
ONE WOOD POST

515 516 517 519 521 528



ONE WOOD POST PER SIGN

525



ONE WOOD POST


REVISIONS

PLOT DRIVER: \$PLTDVRS\$  
 USER: \$USER\$  
 FILE: \$PWVARVAULTPATHDESC\$

PENTABLE: \$PENTBL\$  
 TIME: \$TIME\$  
 SCALE: \$SCALES\$


DATE: \$DATE\$

APPROVED: *Ron King* DATE: 9/19/2018



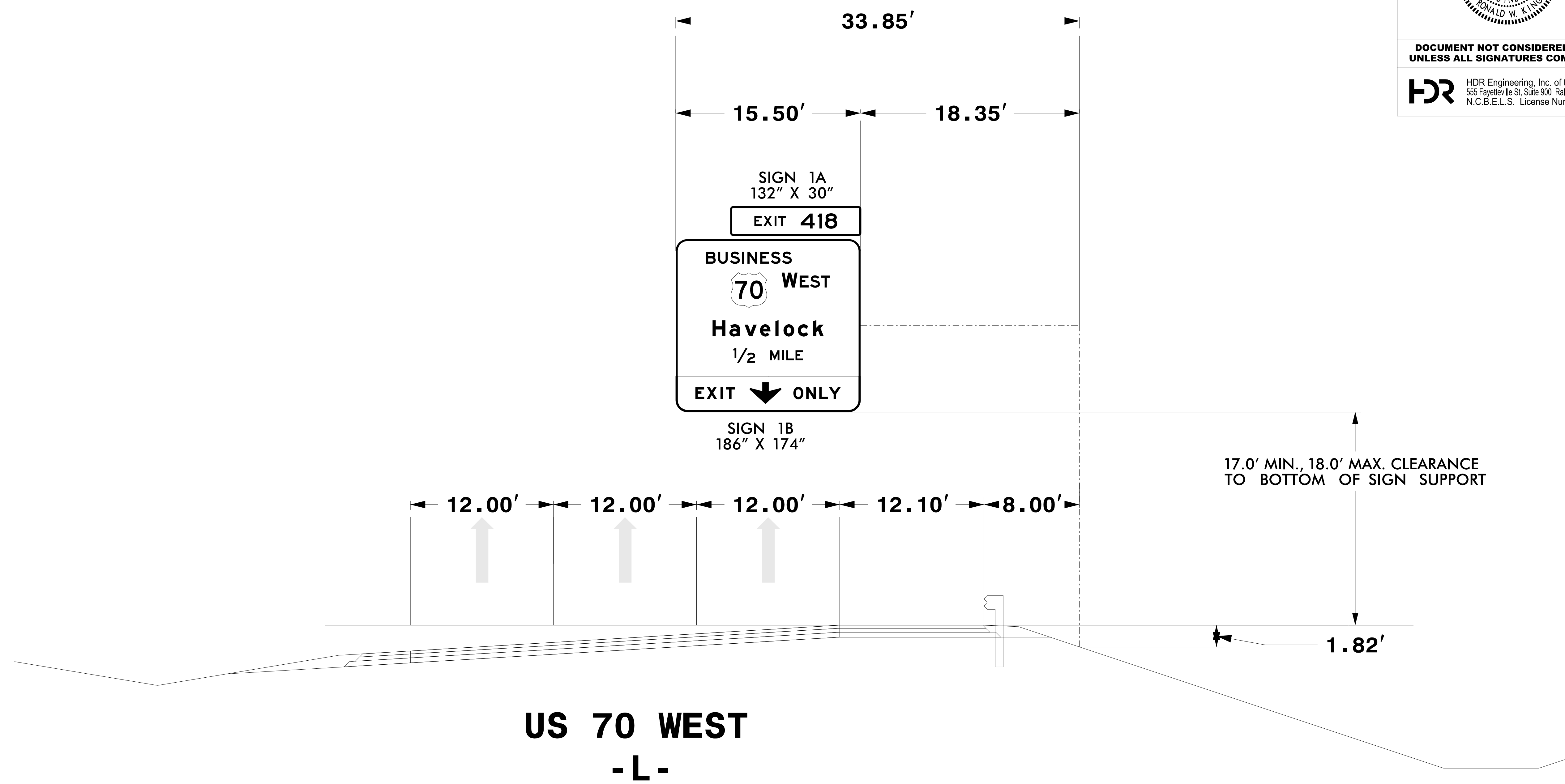
SCALE: NTS  
 DATE: \$DATES\$  
 DWG. BY: J DOWDY  
 DESIGN BY: R DRAYTON  
 REVIEWED BY: R KING

### TYPE "F" SIGNS & MILEMARKERS



REVISIONS	

TIP NO. R-1015	SHEET NO. S-6
APPROVED: <i>Ron King</i>	
DATE: 9/19/2018	
SEAL	
	
<b>DOCUMENT NOT CONSIDERED FINAL UNLESS ALL SIGNATURES COMPLETED</b>	
 HDR Engineering, Inc. of the Carolinas 555 Fayetteville St., Suite 900 Raleigh, N.C. 27601 N.C.B.E.L.S. License Number: F-01116	



**NOTES:**

- IF THE CONTRACTOR BIDS ALUMINUM SIGN STRUCTURE, EACH SHALL BE PROVIDED WITH AN APPROVED HIGHWAY TRUSS DAMPER DEVICE IN ACCORDANCE WITH AASHTO SPECIFICATIONS.
- MOUNT SIGNS VERTICALLY CENTERED ON HORIZONTAL MEMBER OF STRUCTURE.
- FIELD VERIFICATION SHALL BE REQUIRED FOR ALL FOOTING ELEVATIONS, PER THE LATEST NCDOT STANDARD SPECIFICATIONS FOR ROADS AND STRUCTURES. PROVIDE FIELD VERIFICATION TO THE SIGNING SECTION.
- THE TOP OF THE FOOTING SHALL EXTEND AT LEAST 4 INCHES AND NOT MORE THAN 24 INCHES ABOVE THE HIGHEST POINT OF THE GROUND SURFACE AT THE FOOTING.
- SIGN HANGERS AND ATTACHMENT HARDWARE SHALL BE PROVIDED AND INSTALLED ON THE ASSEMBLY TO ACCOMMODATE ALL SIGNS SHOWN IN THIS PLAN SHEET.
- DESIGN AND CONSTRUCTION REQUIREMENTS FOR SIGN STRUCTURES SHALL ACCOMMODATE WIND VELOCITY OF 130 M.P.H.

**PROPOSED OVERHEAD SIGN  
ASSEMBLY "A"  
-L- STA 58 + 50**

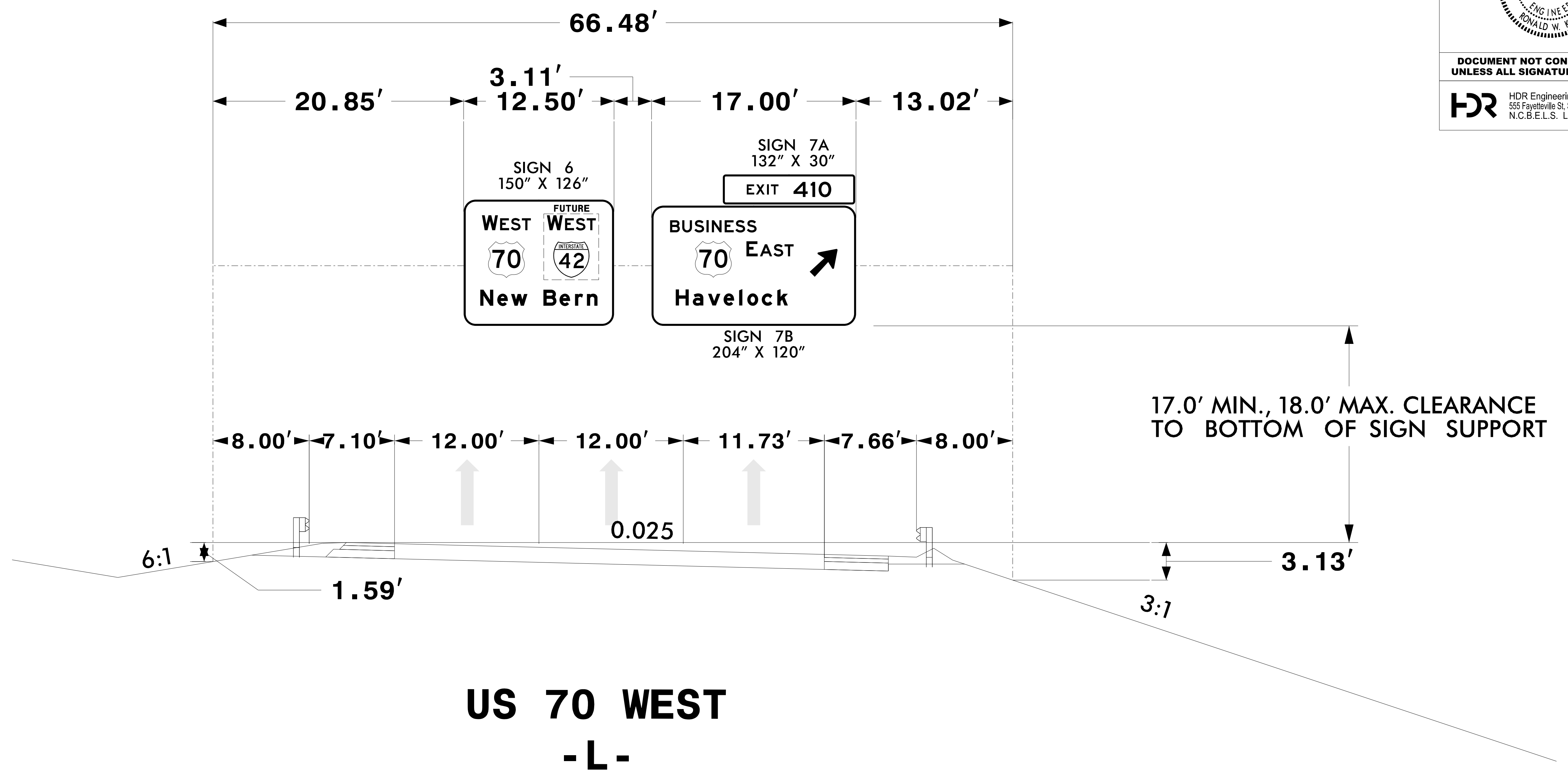
09/19/18  
 P:\1\Projects\18091376\100058664\6.0\_CAD\_BIM\6.2\_Work\_In\_Progress\Signing\CADD\1015\_SCN\_6.dgn  
 User:RKHARTON







TIP NO. R-1015	SHEET NO. S-6C
APPROVED: <i>Ron King</i>	
DATE: 9/19/2018	
SEAL	
<b>DOCUMENT NOT CONSIDERED FINAL UNLESS ALL SIGNATURES COMPLETED</b>	



**US 70 WEST**  
**-L-**

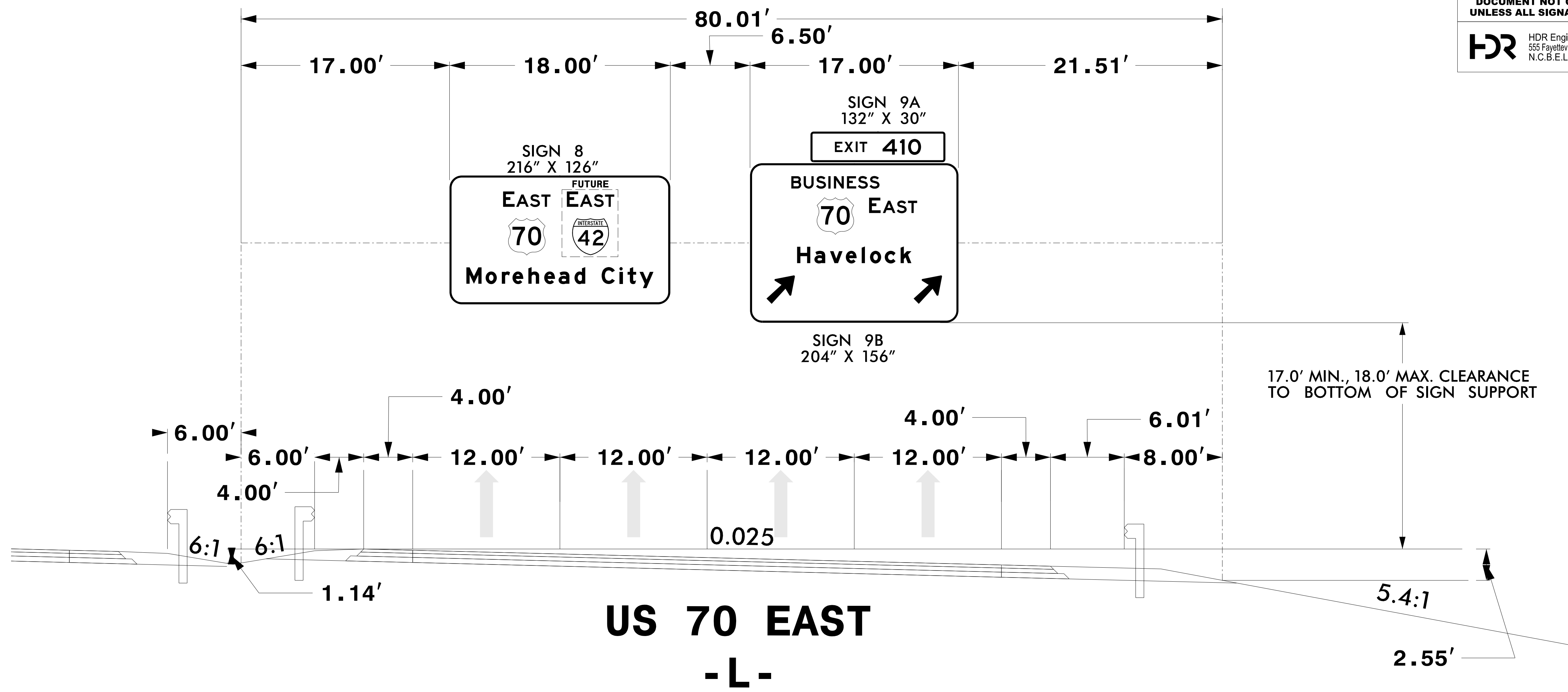
**NOTES:**

- IF THE CONTRACTOR BIDS ALUMINUM SIGN STRUCTURE, EACH SHALL BE PROVIDED WITH AN APPROVED HIGHWAY TRUSS DAMPER DEVICE IN ACCORDANCE WITH AASHTO SPECIFICATIONS.
- MOUNT SIGNS VERTICALLY CENTERED ON HORIZONTAL MEMBER OF STRUCTURE.
- FIELD VERIFICATION SHALL BE REQUIRED FOR ALL FOOTING ELEVATIONS, PER THE LATEST NCDOT STANDARD SPECIFICATIONS FOR ROADS AND STRUCTURES. PROVIDE FIELD VERIFICATION TO THE SIGNING SECTION.
- THE TOP OF THE FOOTING SHALL EXTEND AT LEAST 4 INCHES AND NOT MORE THAN 24 INCHES ABOVE THE HIGHEST POINT OF THE GROUND SURFACE AT THE FOOTING.
- SIGN HANGERS AND ATTACHMENT HARDWARE SHALL BE PROVIDED AND INSTALLED ON THE ASSEMBLY TO ACCOMMODATE ALL SIGNS SHOWN IN THIS PLAN SHEET.
- DESIGN AND CONSTRUCTION REQUIREMENTS FOR SIGN STRUCTURES SHALL ACCOMMODATE WIND VELOCITY OF 130 M.P.H.

**PROPOSED OVERHEAD SIGN  
ASSEMBLY "D"  
-L- STA 504 + 50**

09/19/18  
 P:\1\100058664\1\6\_0\_CAD\_BIM\6.2\_Work\_In\_Progress\Signing\CADD\RI015\_SCN\_6C.dgn  
 User:RKHARTON

TIP NO. R-1015	SHEET NO. S-6D
APPROVED: <i>Ron King</i>	
DATE: 9/19/2018	
SEAL	
	
<b>DOCUMENT NOT CONSIDERED FINAL UNLESS ALL SIGNATURES COMPLETED</b>	
 HDR Engineering, Inc. of the Carolinas 555 Fayetteville St., Suite 900 Raleigh, N.C. 27601 N.C.B.E.L.S. License Number: F-0116	



**NOTES:**

- IF THE CONTRACTOR BIDS ALUMINUM SIGN STRUCTURE, EACH SHALL BE PROVIDED WITH AN APPROVED HIGHWAY TRUSS DAMPER DEVICE IN ACCORDANCE WITH AASHTO SPECIFICATIONS.
- MOUNT SIGNS VERTICALLY CENTERED ON HORIZONTAL MEMBER OF STRUCTURE.
- FIELD VERIFICATION SHALL BE REQUIRED FOR ALL FOOTING ELEVATIONS, PER THE LATEST NCDOT STANDARD SPECIFICATIONS FOR ROADS AND STRUCTURES. PROVIDE FIELD VERIFICATION TO THE SIGNING SECTION.
- THE TOP OF THE FOOTING SHALL EXTEND AT LEAST 4 INCHES AND NOT MORE THAN 24 INCHES ABOVE THE HIGHEST POINT OF THE GROUND SURFACE AT THE FOOTING.
- SIGN HANGERS AND ATTACHMENT HARDWARE SHALL BE PROVIDED AND INSTALLED ON THE ASSEMBLY TO ACCOMMODATE ALL SIGNS SHOWN IN THIS PLAN SHEET.
- DESIGN AND CONSTRUCTION REQUIREMENTS FOR SIGN STRUCTURES SHALL ACCOMMODATE WIND VELOCITY OF 130 M.P.H.

**PROPOSED OVERHEAD SIGN  
ASSEMBLY "E"  
-L- STA 544 + 00**

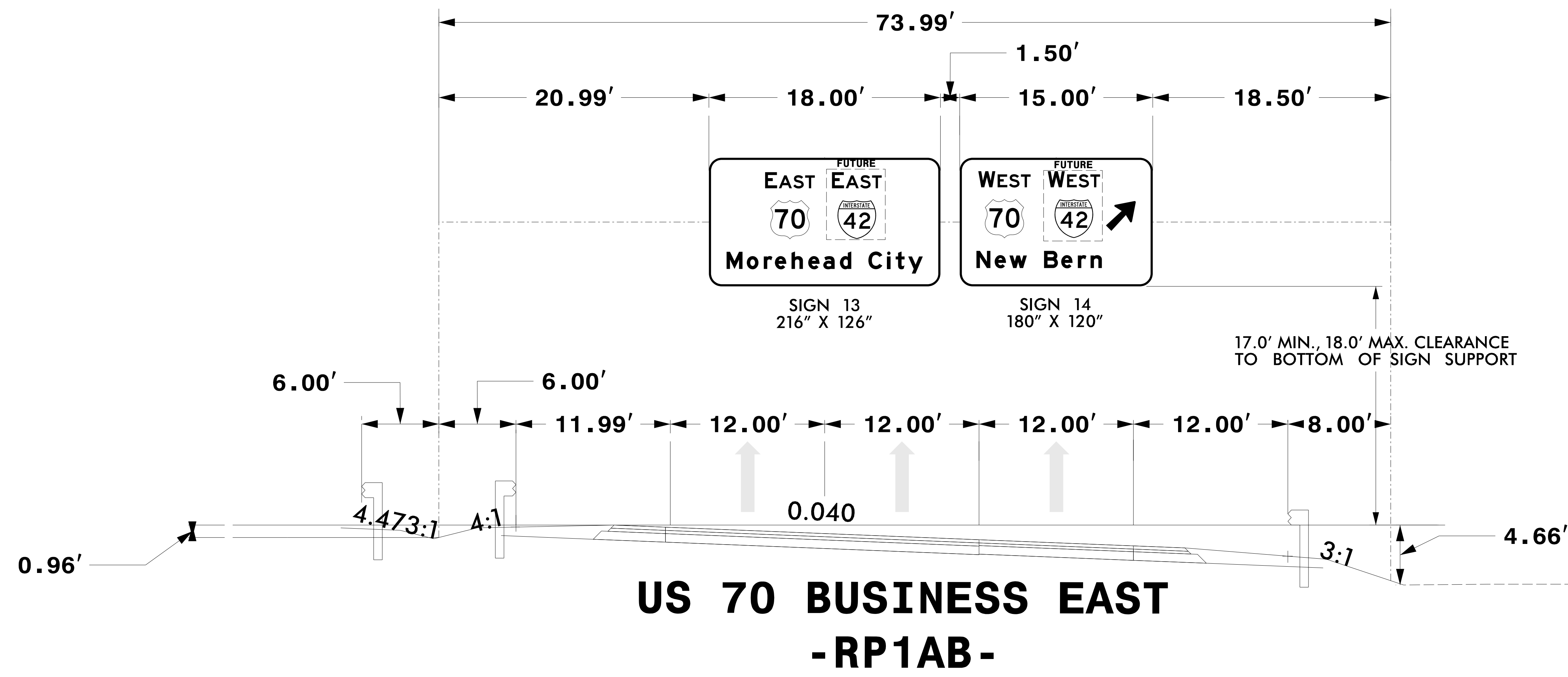
09/19/18  
 P:\1\p\h\cd\uses\01\HDR\_US\_East\_01\Documents\3322\10201376\10058664\6.0\_CAD\_BIM\6.2\_Work\_In\_Progress\Signing\CADD\RI015\_SCN\_6D.dgn  
 User:RKHARTON







TIP NO. R-1015	SHEET NO. S-6G
APPROVED: <i>Ron King</i>	
DATE: 9/19/2018	
SEAL	
	
<b>DOCUMENT NOT CONSIDERED FINAL UNLESS ALL SIGNATURES COMPLETED</b>	
 HDR Engineering, Inc. of the Carolinas 555 Fayetteville St., Suite 900 Raleigh, N.C. 27601 N.C.B.E.L.S. License Number: F-01116	



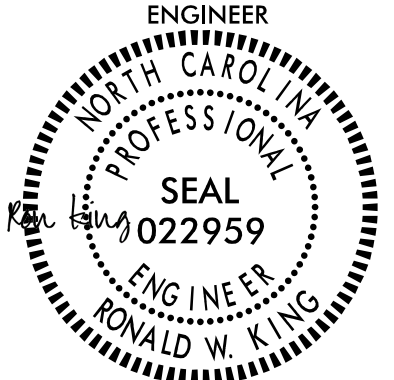

**NOTES:**

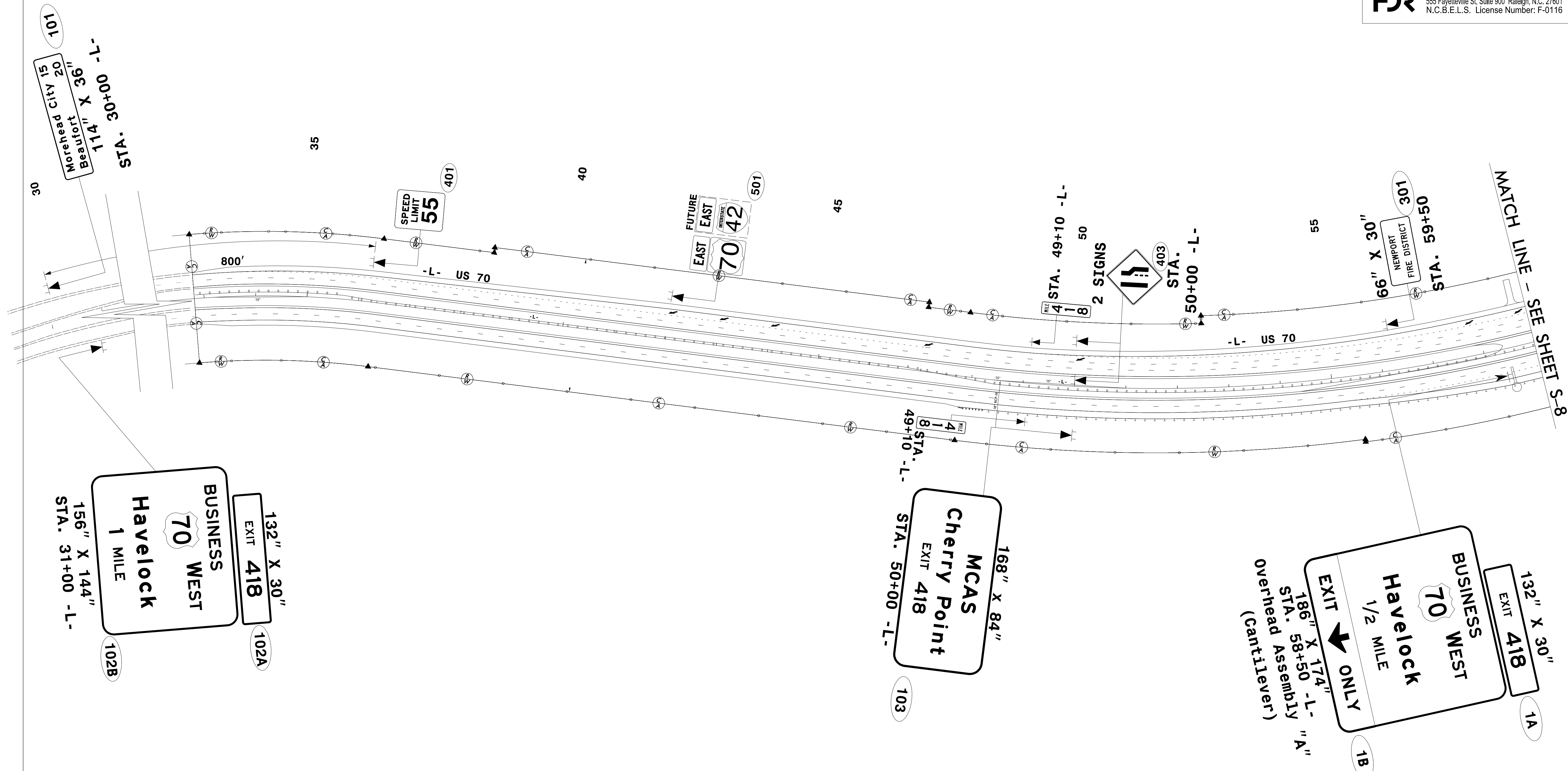

- IF THE CONTRACTOR BIDS ALUMINUM SIGN STRUCTURE, EACH SHALL BE PROVIDED WITH AN APPROVED HIGHWAY TRUSS DAMPER DEVICE IN ACCORDANCE WITH AASHTO SPECIFICATIONS.
- MOUNT SIGNS VERTICALLY CENTERED ON HORIZONTAL MEMBER OF STRUCTURE.
- FIELD VERIFICATION SHALL BE REQUIRED FOR ALL FOOTING ELEVATIONS, PER THE LATEST NCDOT STANDARD SPECIFICATIONS FOR ROADS AND STRUCTURES. PROVIDE FIELD VERIFICATION TO THE SIGNING SECTION.
- THE TOP OF THE FOOTING SHALL EXTEND AT LEAST 4 INCHES AND NOT MORE THAN 24 INCHES ABOVE THE HIGHEST POINT OF THE GROUND SURFACE AT THE FOOTING.
- SIGN HANGERS AND ATTACHMENT HARDWARE SHALL BE PROVIDED AND INSTALLED ON THE ASSEMBLY TO ACCOMMODATE ALL SIGNS SHOWN IN THIS PLAN SHEET.
- DESIGN AND CONSTRUCTION REQUIREMENTS FOR SIGN STRUCTURES SHALL ACCOMMODATE WIND VELOCITY OF 130 M.P.H.

**PROPOSED OVERHEAD SIGN  
ASSEMBLY "H"  
-RP1AB- STA 22 + 05**

09/19/18  
 P:\1\p\h\cd\usesas01\HDR\_US\_East\_01\Documents\3322\10201376\10058664\6.0\_CAD\_BIM\6.2\_Work\_In\_Progress\Signing\CADD\1015\_SGN\_6G.dgn  
 User:RKHARTON





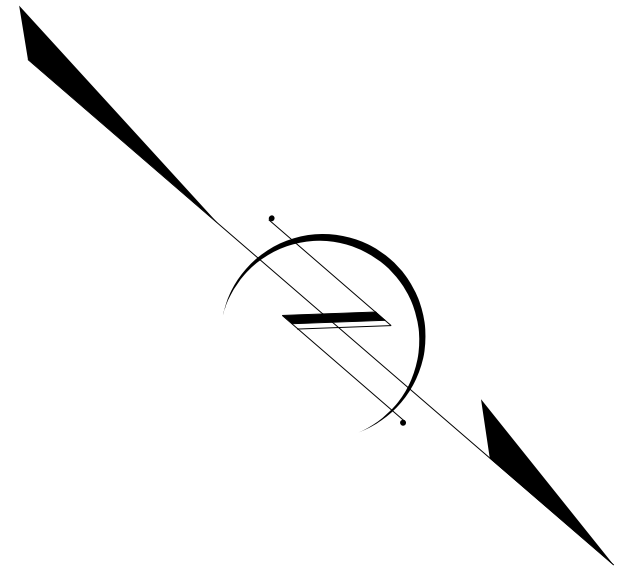
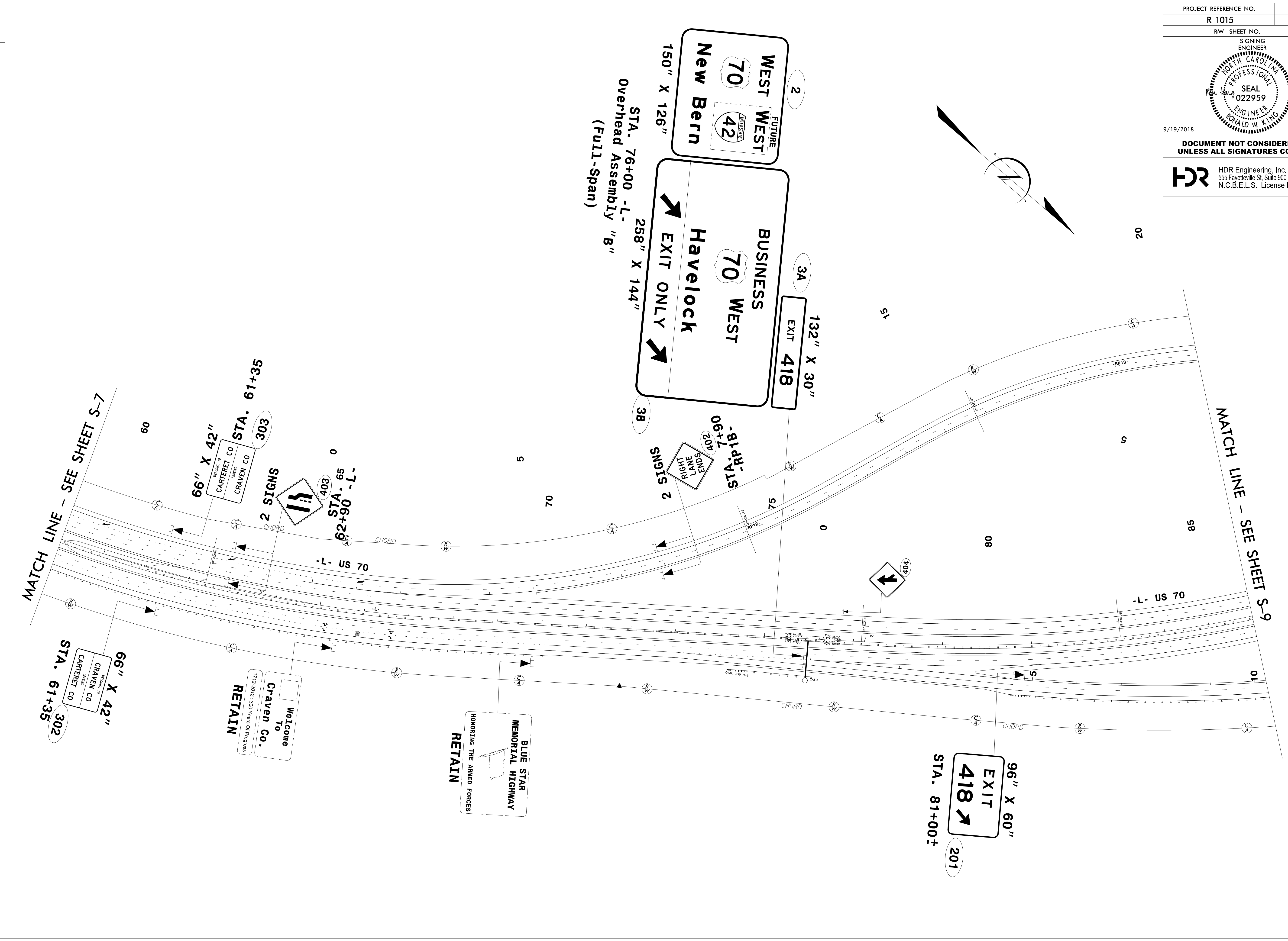
PROJECT REFERENCE NO. R-1015	SHEET NO. S-7
RW SHEET NO.	
SIGNING ENGINEER	
	
9/19/2018	
DOCUMENT NOT CONSIDERED FINAL UNLESS ALL SIGNATURES COMPLETED	
 HDR Engineering, Inc. of the Carolinas 555 Fayetteville St. Suite 900 Raleigh, N.C. 27601 N.C.B.E.L.S. License Number: F-01116	



REVISIONS

PLOT DRIVER: \$PLTDRV\$  
 USER: \$USER\$  
 FILE: \$PWYVAULTPATHDESC\$  
 PENTABLE: \$PENTBL\$  
 TIME: \$TIME\$  
 DATE: \$DATE\$

PROJECT REFERENCE NO. R-1015	SHEET NO. S-8
RW SHEET NO.	
SIGNING ENGINEER	
	
9/19/2018	
DOCUMENT NOT CONSIDERED FINAL UNLESS ALL SIGNATURES COMPLETED	
 HDR Engineering, Inc. of the Carolinas 555 Fayetteville St. Suite 900 Raleigh, N.C. 27601 N.C.B.E.L.S. License Number: F-0116	





REVISIONS


PLOT DRIVER: \$PLTDRV\$  
 USER: \$USER\$  
 FILE: \$PWYVAULTPATHDESC\$  
 PENTABLE: \$PENTBL\$  
 TIME: \$TIME\$  
 DATE: \$DATE\$





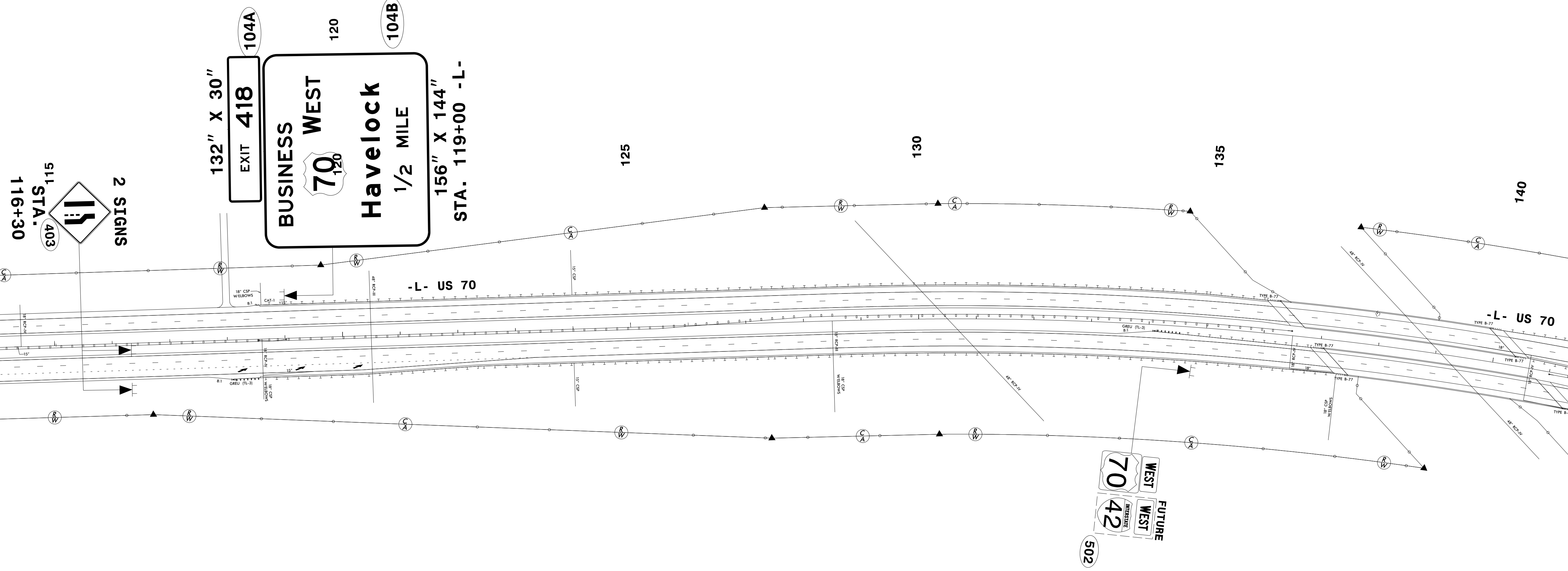


PROJECT REFERENCE NO. R-1015	SHEET NO. S-10
RW SHEET NO.	
SIGNING ENGINEER	
	
9/19/2018	
<b>DOCUMENT NOT CONSIDERED FINAL UNLESS ALL SIGNATURES COMPLETED</b>	
 HDR Engineering, Inc. of the Carolinas 555 Fayetteville St. Suite 900 Raleigh, N.C. 27601 N.C.B.E.L.S. License Number: F-0116	





MATCH LINE - SEE SHEET S-9

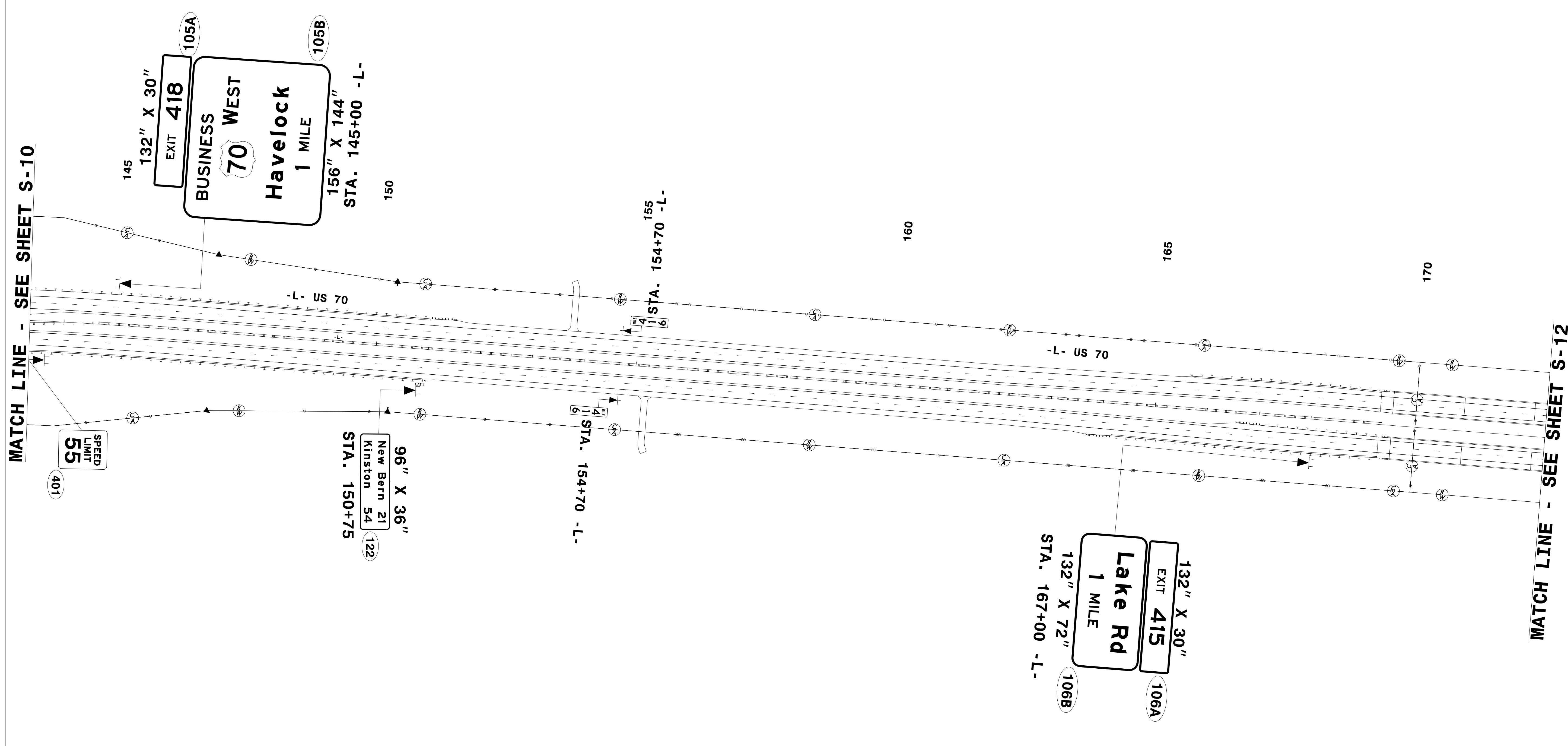
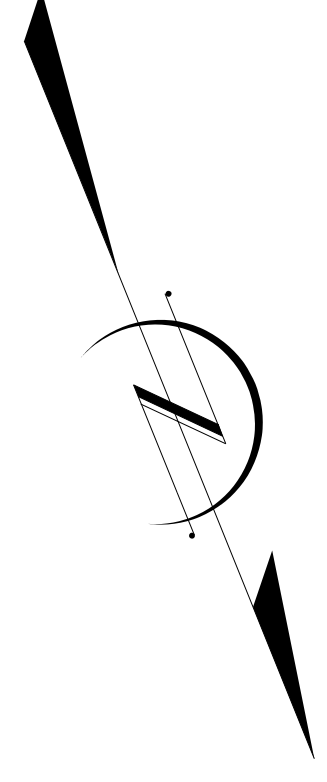
MATCH LINE - SEE SHEET S-11



REVISIONS

PLOT DRIVER: \$PLTDRV\$ PENTABLE: \$PENTBL\$  
 USER: \$USER\$ DATE: \$DATE\$ TIME: \$TIME\$  
 FILE: \$PWYVAULTPATHDESC\$

PROJECT REFERENCE NO. R-1015	SHEET NO. S-11
RW SHEET NO.	
	
9/19/2018	
<b>DOCUMENT NOT CONSIDERED FINAL UNLESS ALL SIGNATURES COMPLETED</b>	
 HDR Engineering, Inc. of the Carolinas 555 Fayetteville St, Suite 900 Raleigh, N.C. 27601 N.C.B.E.L.S. License Number: F-0116	






MATCH LINE - SEE SHEET S-10

MATCH LINE - SEE SHEET S-12

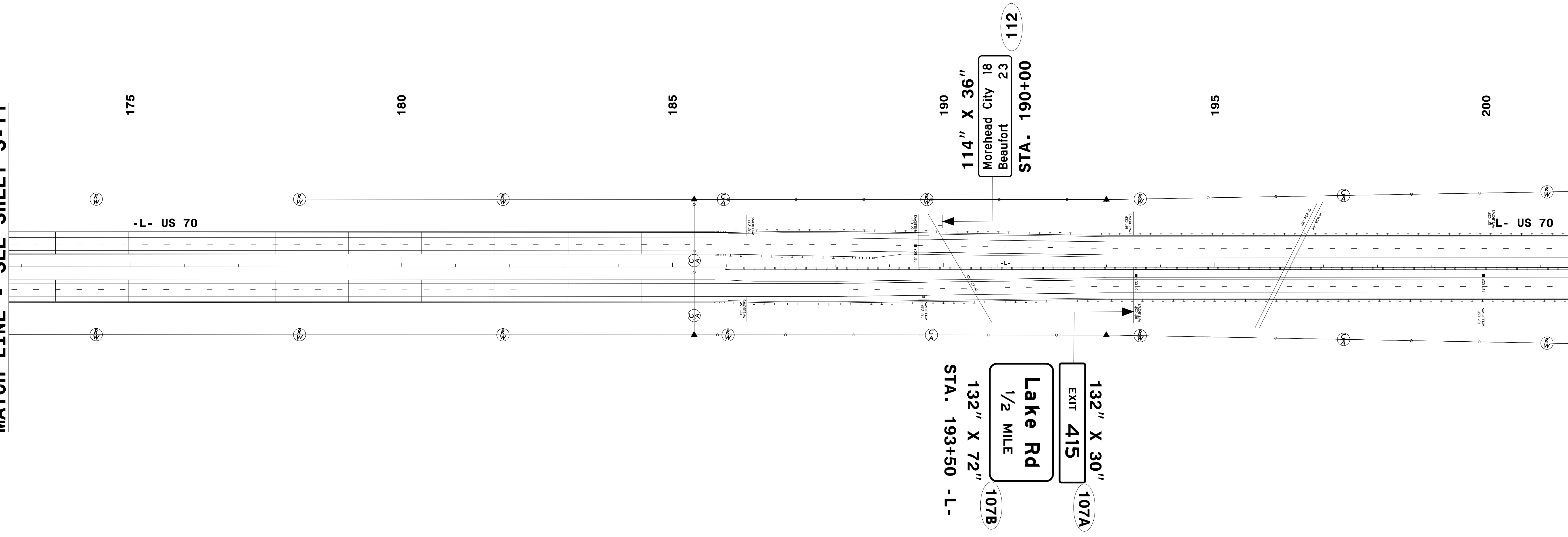
REVISIONS

PLOT DRIVER: \$PLTDRV\$  
 USER: \$USER\$  
 FILE: \$PWYVAULTPATHDESC\$  
 PENTABLE: \$PENTBL\$  
 TIME: \$TIME\$  
 DATE: \$DATE\$

PROJECT REFERENCE NO. <b>R-1015</b>	SHEET NO. <b>S-12</b>
RW SHEET NO.	
SIGNING ENGINEER	
	
9/19/2018	
<b>DOCUMENT NOT CONSIDERED FINAL UNLESS ALL SIGNATURES COMPLETED</b>	
 HDR Engineering, Inc. of the Carolinas 555 Fayetteville St. Suite 900 Raleigh, N.C. 27601 N.C.B.E.L.S. License Number: F-0116	



**MATCH LINE - SEE SHEET S-11**






**MATCH LINE - SEE SHEET S-13**

**REVISIONS**

PLOT DRIVER: \$PLTDRV\$      PENTABLE: \$PENTBL\$  
 USER: \$USER\$                DATE: \$DATE\$                TIME: \$TIME\$  
 FILE: \$PWYRVAULTPATHDESC\$

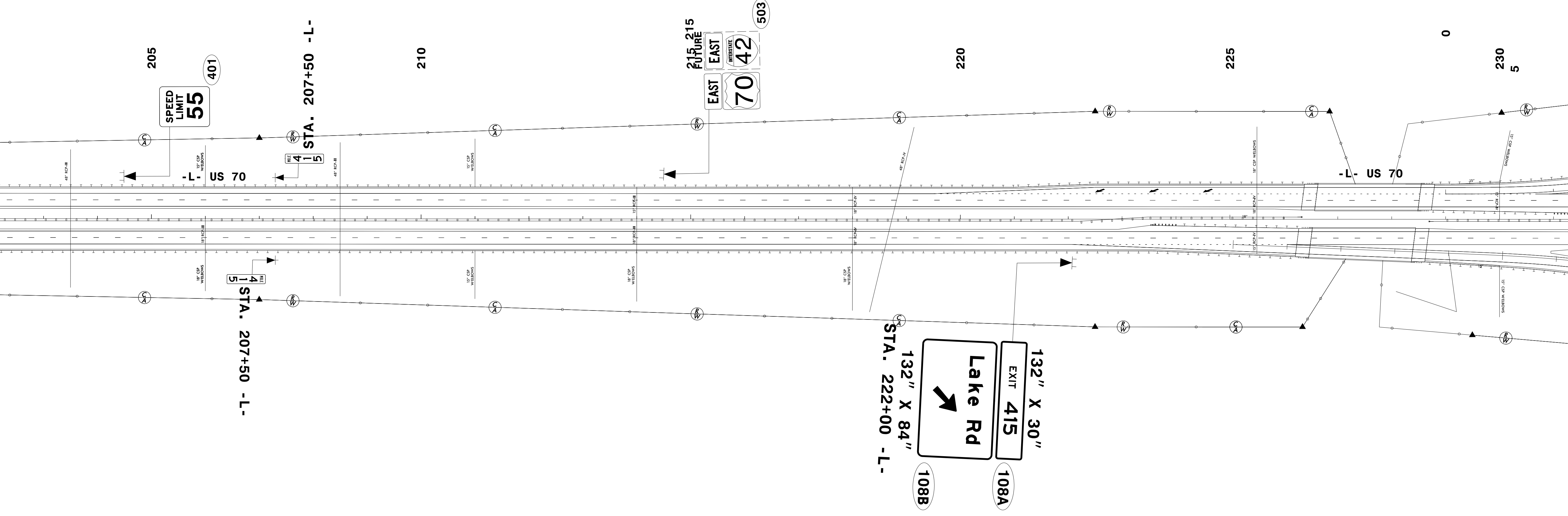


PROJECT REFERENCE NO. R-1015	SHEET NO. S-13
RW SHEET NO.	
SIGNING ENGINEER	
	
9/19/2018	
<b>DOCUMENT NOT CONSIDERED FINAL UNLESS ALL SIGNATURES COMPLETED</b>	
 HDR Engineering, Inc. of the Carolinas 555 Fayetteville St. Suite 900 Raleigh, N.C. 27601 N.C.B.E.L.S. License Number: F-0116	



MATCH LINE - SEE SHEET S-12

MATCH LINE - SEE SHEET S-14



REVISIONS



PLOT DRIVER: \$PLTDRV\$      PENTABLE: \$PENTBL\$  
 USER: \$USER\$              DATE: \$DATE\$              TIME: \$TIME\$  
 FILE: \$PWYVAULTPATHDESC\$

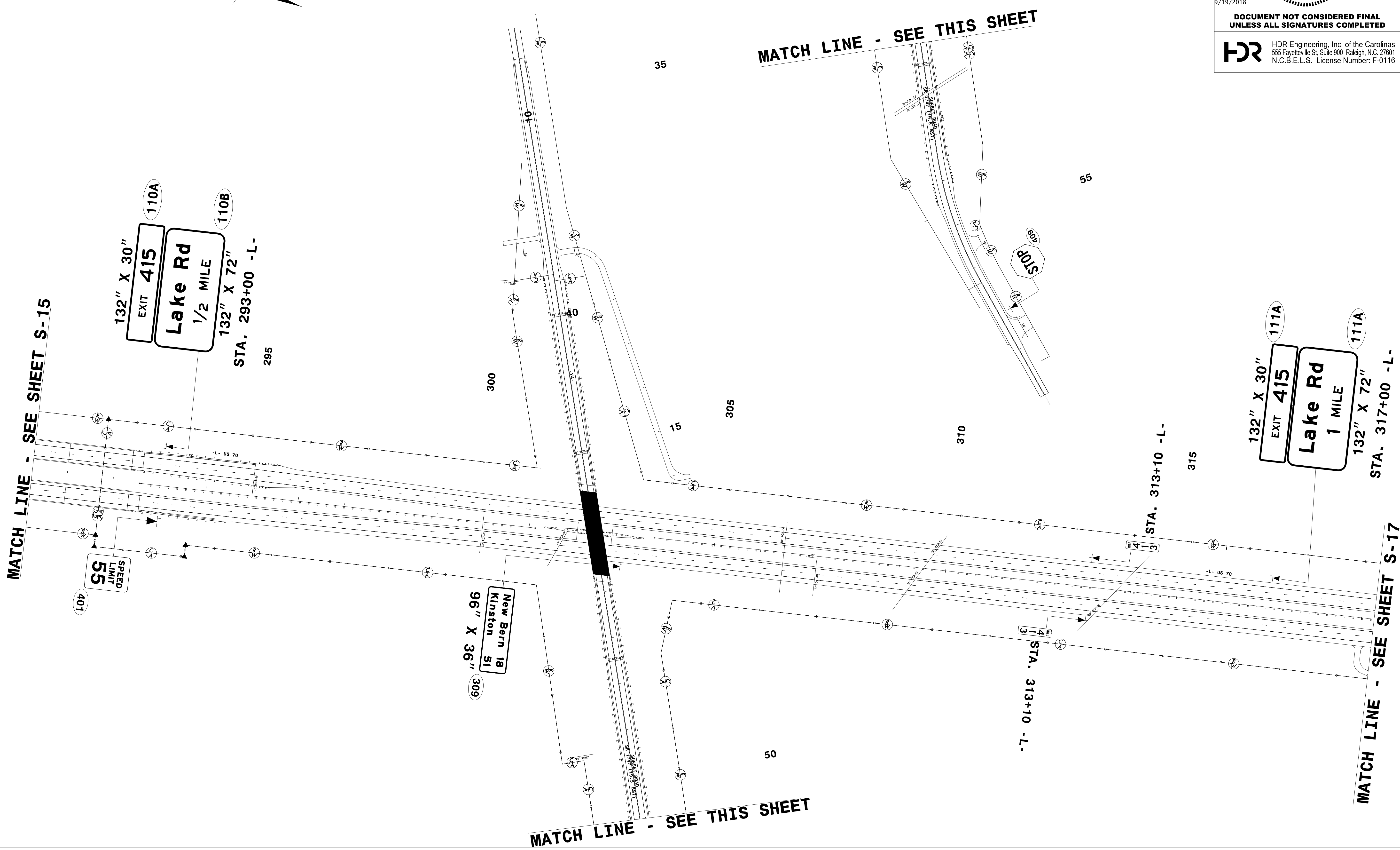








PROJECT REFERENCE NO. R-1015	SHEET NO. S-16
RW SHEET NO.	
SIGNING ENGINEER	
	
9/19/2018	
DOCUMENT NOT CONSIDERED FINAL UNLESS ALL SIGNATURES COMPLETED	
 HDR Engineering, Inc. of the Carolinas 555 Fayetteville St. Suite 900 Raleigh, N.C. 27601 N.C.B.E.L.S. License Number: F-0116	





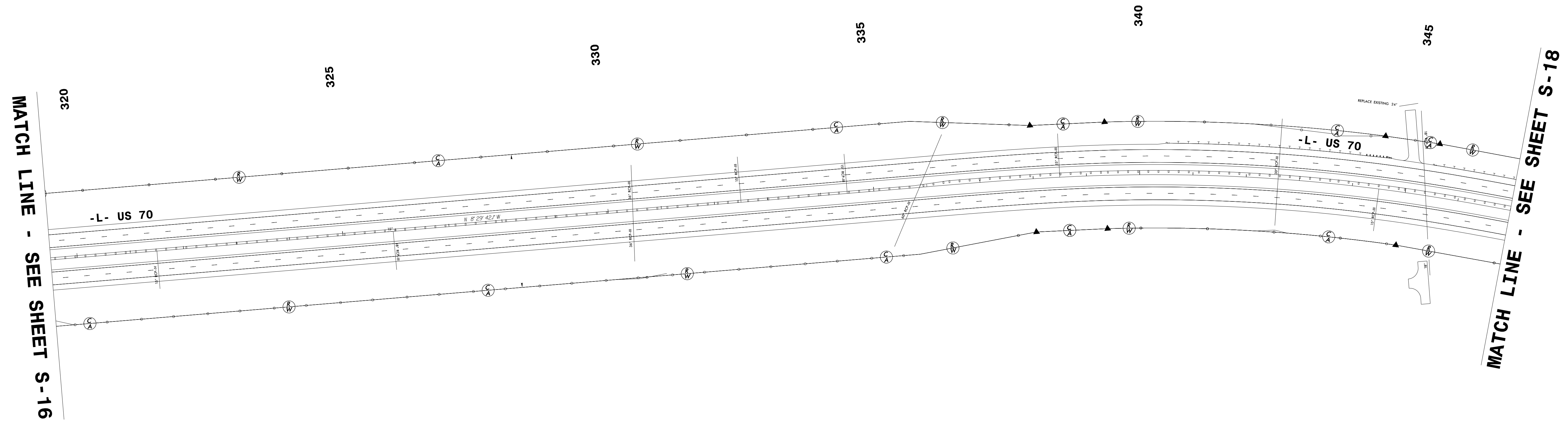
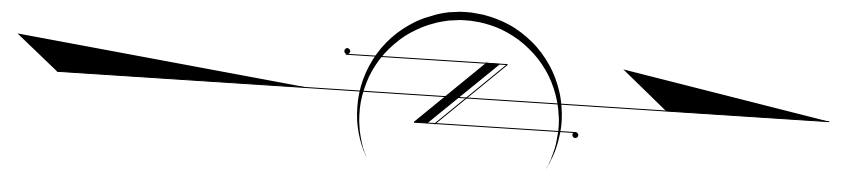
REVISIONS

PLOT DRIVER: \$PLTDRV\$  
 USER: \$USER\$  
 FILE: \$PWVAVULTPATHDESC\$

PENTABLE: \$PENTBL\$  
 TIME: \$TIME\$

DATE: \$DATE\$

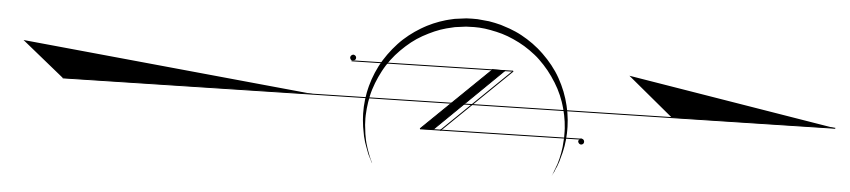
PROJECT REFERENCE NO. R-1015	SHEET NO. S-17
RW SHEET NO.	
SIGNING ENGINEER	
	
9/19/2018	
<b>DOCUMENT NOT CONSIDERED FINAL UNLESS ALL SIGNATURES COMPLETED</b>	
 HDR Engineering, Inc. of the Carolinas 555 Fayetteville St. Suite 900 Raleigh, N.C. 27601 N.C.B.E.L.S. License Number: F-0116	



REVISIONS

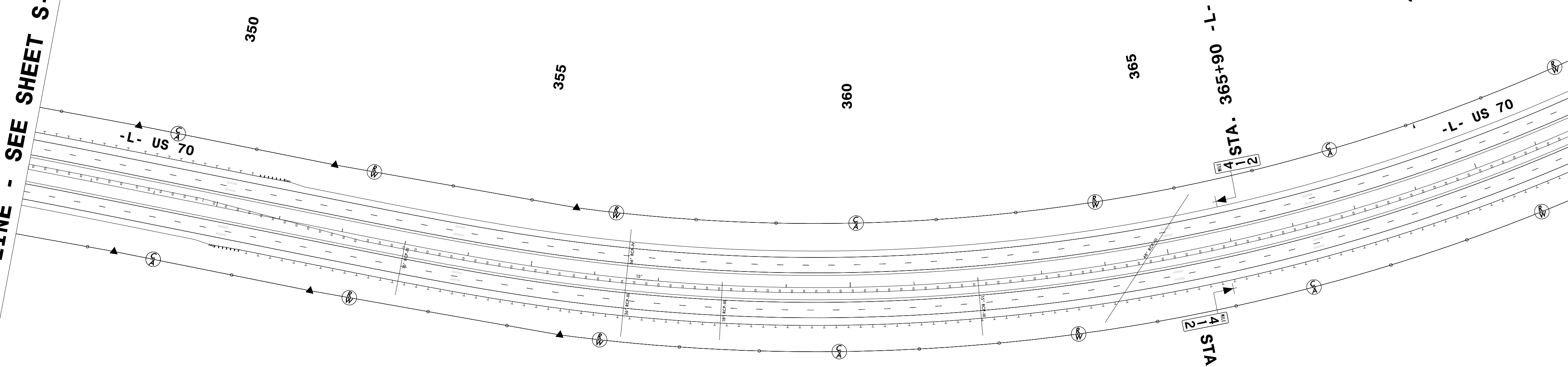
PLOT DRIVER: \$PLTDRV\$      PENTABLE: \$PENTBL\$  
 USER: \$USER\$              DATE: \$DATE\$      TIME: \$TIME\$  
 FILE: \$PWYVAULTPATHDESC\$

PROJECT REFERENCE NO.	SHEET NO.
R-1015	S-18
RW SHEET NO.	
9/19/2018	
<b>DOCUMENT NOT CONSIDERED FINAL UNLESS ALL SIGNATURES COMPLETED</b>	



**MATCH LINE - SEE SHEET S-17**



**MATCH LINE - SEE SHEET S-19**

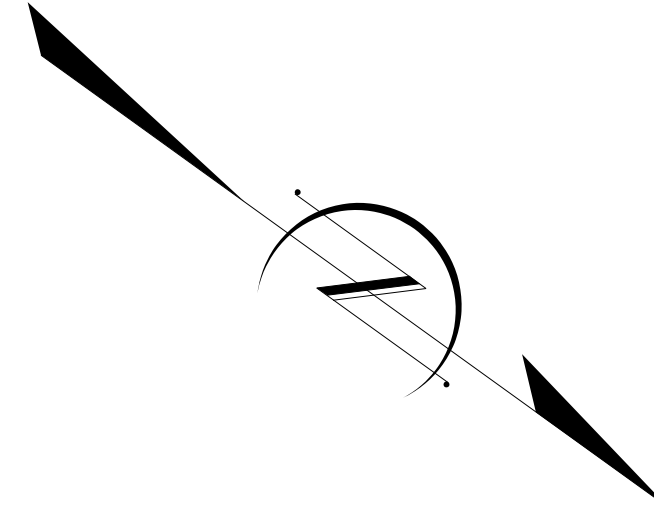


REVISIONS


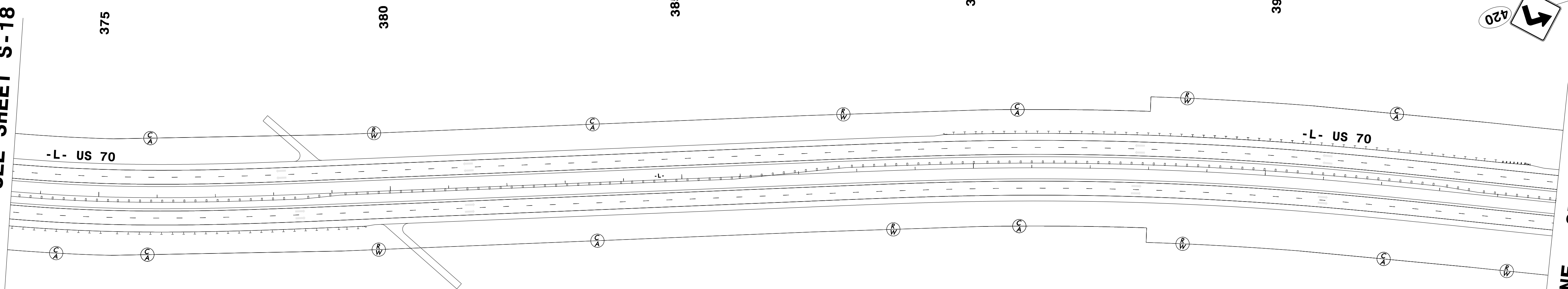
PLOT DRIVER: \$PLTDRV\$      PENTABLE: \$PENTBL\$  
 USER: \$USER\$                DATE: \$DATE\$                TIME: \$TIME\$  
 FILE: \$PWYVAULTPATHDESC\$



PROJECT REFERENCE NO. R-1015	SHEET NO. S-19
RW SHEET NO.	
SIGNING ENGINEER	
	
9/19/2018	
DOCUMENT NOT CONSIDERED FINAL UNLESS ALL SIGNATURES COMPLETED	
 HDR Engineering, Inc. of the Carolinas 555 Fayetteville St. Suite 900 Raleigh, N.C. 27601 N.C.B.E.L.S. License Number: F-0116	





MATCH LINE - SEE SHEET S-18

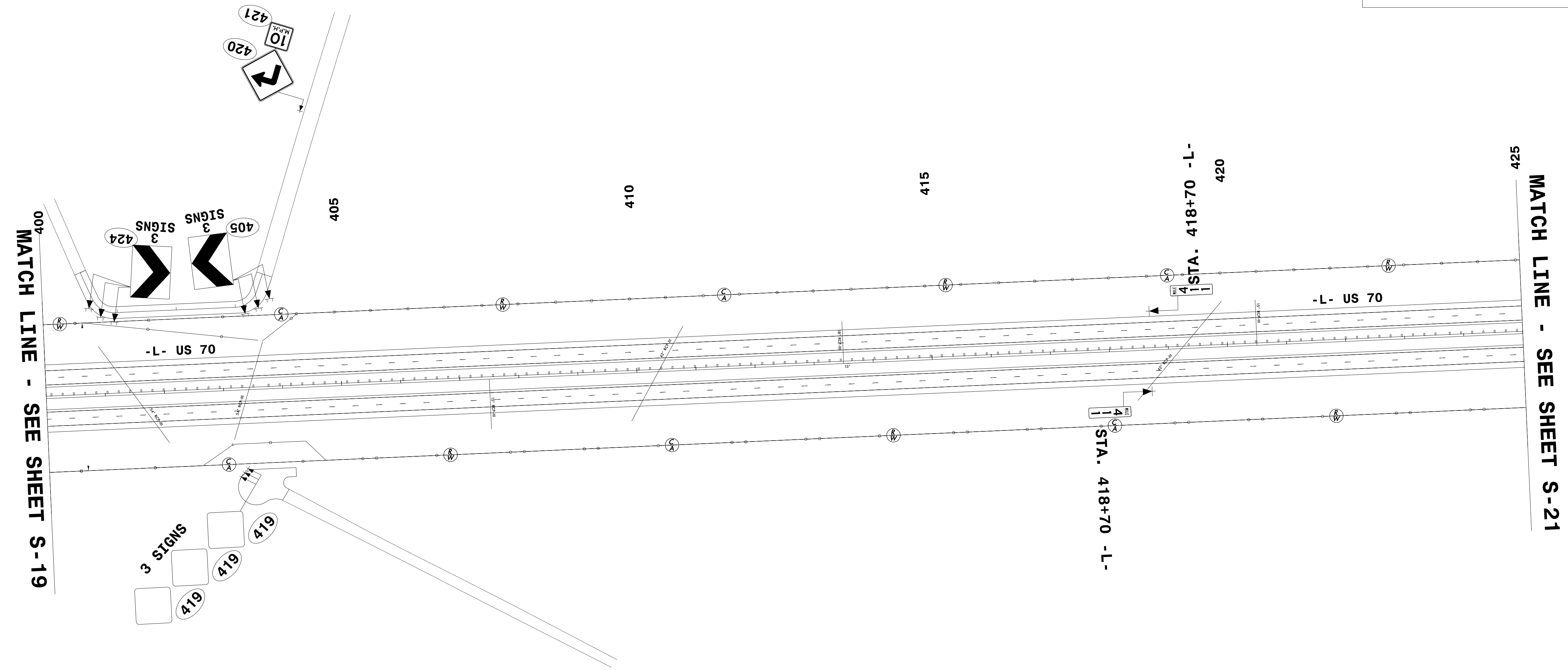



MATCH LINE - SEE SHEET S-20

REVISIONS



PLOT DRIVER: \$PLTDRV\$ PENTABLE: \$PENTBL\$  
 USER: \$USER\$ DATE: \$DATE\$ TIME: \$TIME\$  
 FILE: \$PWYRVAULTPATHDESC\$

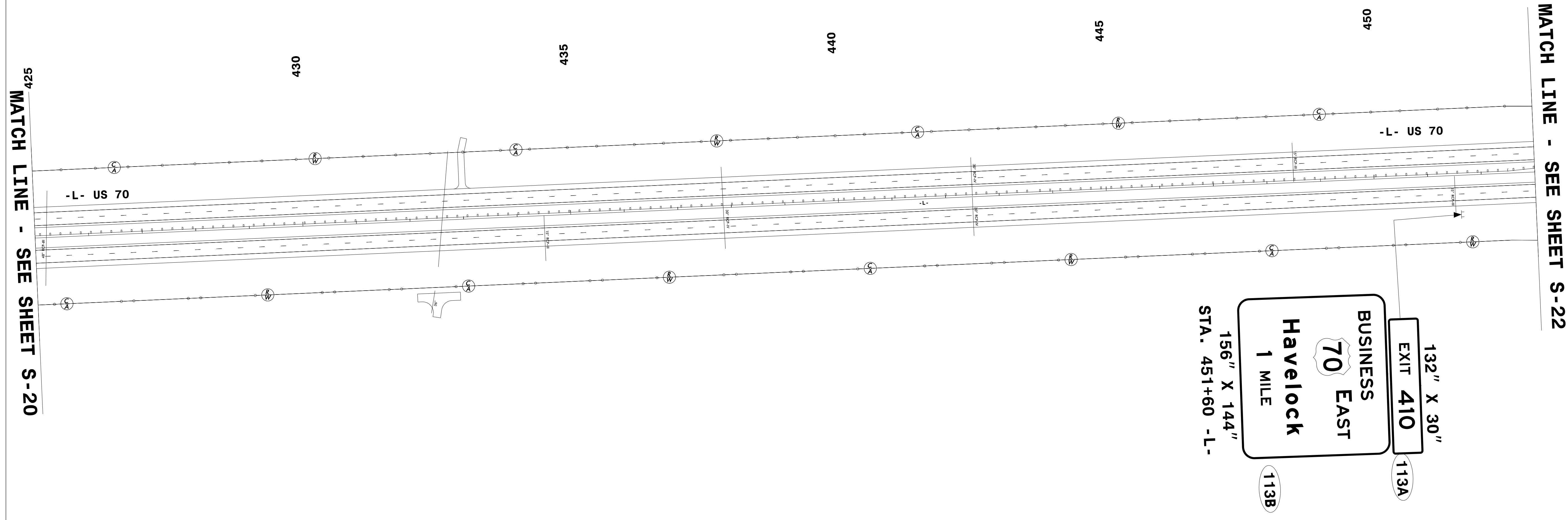

PROJECT REFERENCE NO. R-1015	SHEET NO. S-20
RW SHEET NO.	
SIGNING ENGINEER	
	
9/19/2018	
DOCUMENT NOT CONSIDERED FINAL UNLESS ALL SIGNATURES COMPLETED	
 HDR Engineering, Inc. of the Carolinas 555 Fayetteville St. Suite 900 Raleigh, N.C. 27601 N.C.B.E.L.S. License Number: F-0116	



REVISIONS

PLOT DRIVER: \$PLTDRV\$ PENTABLE: \$PENTBL\$  
 USER: \$USER\$ DATE: \$DATE\$ TIME: \$TIME\$  
 FILE: \$PWYVAULTPATHDESC\$



PROJECT REFERENCE NO. R-1015	SHEET NO. S-21
RW SHEET NO.	
SIGNING ENGINEER	
	
9/19/2018	
DOCUMENT NOT CONSIDERED FINAL UNLESS ALL SIGNATURES COMPLETED	
 HDR Engineering, Inc. of the Carolinas 555 Fayetteville St. Suite 900 Raleigh, N.C. 27601 N.C.B.E.L.S. License Number: F-0116	

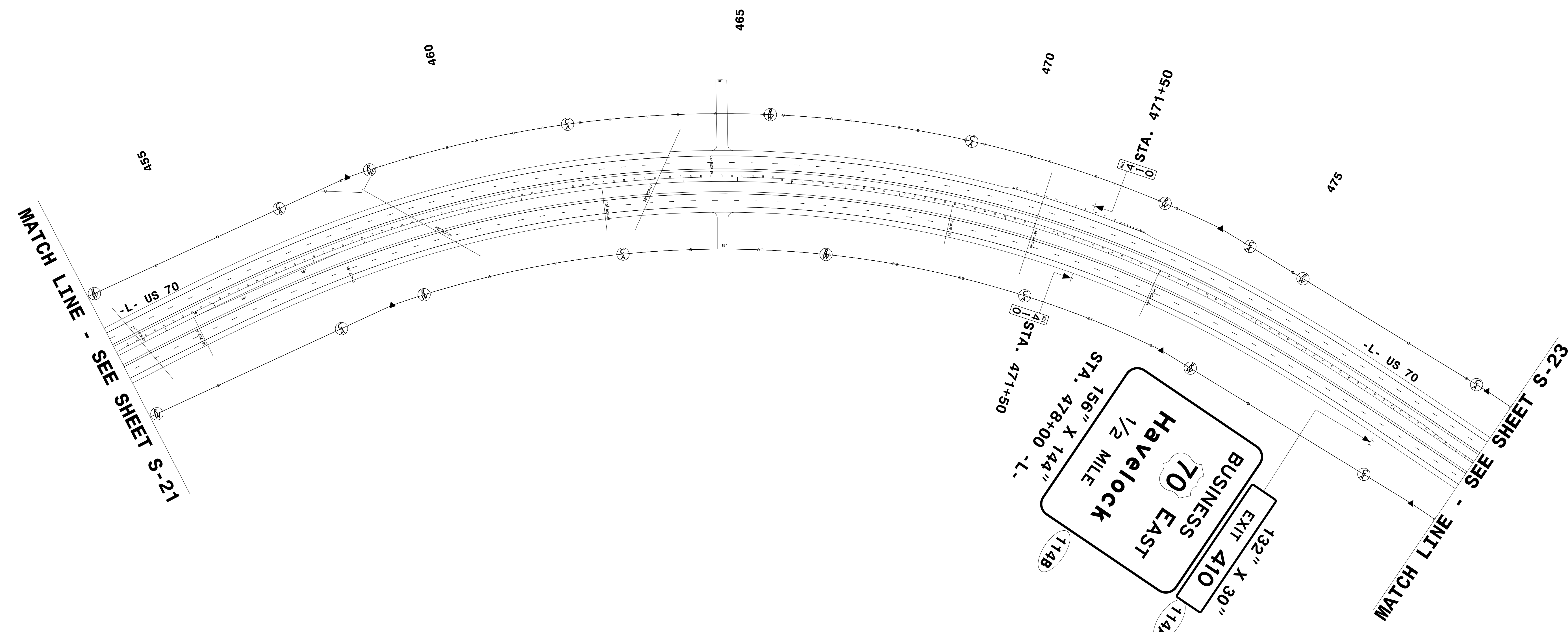
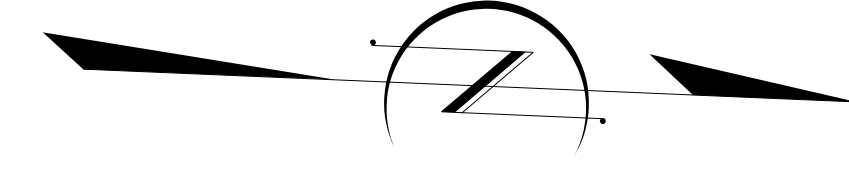


REVISIONS

PLOT DRIVER: \$PLTDRV\$  
 USER: \$USER\$  
 FILE: \$PWYVAULTPATHDESC\$  
 PENTABLE: \$PENTBL\$  
 TIME: \$TIME\$  
 DATE: \$DATE\$





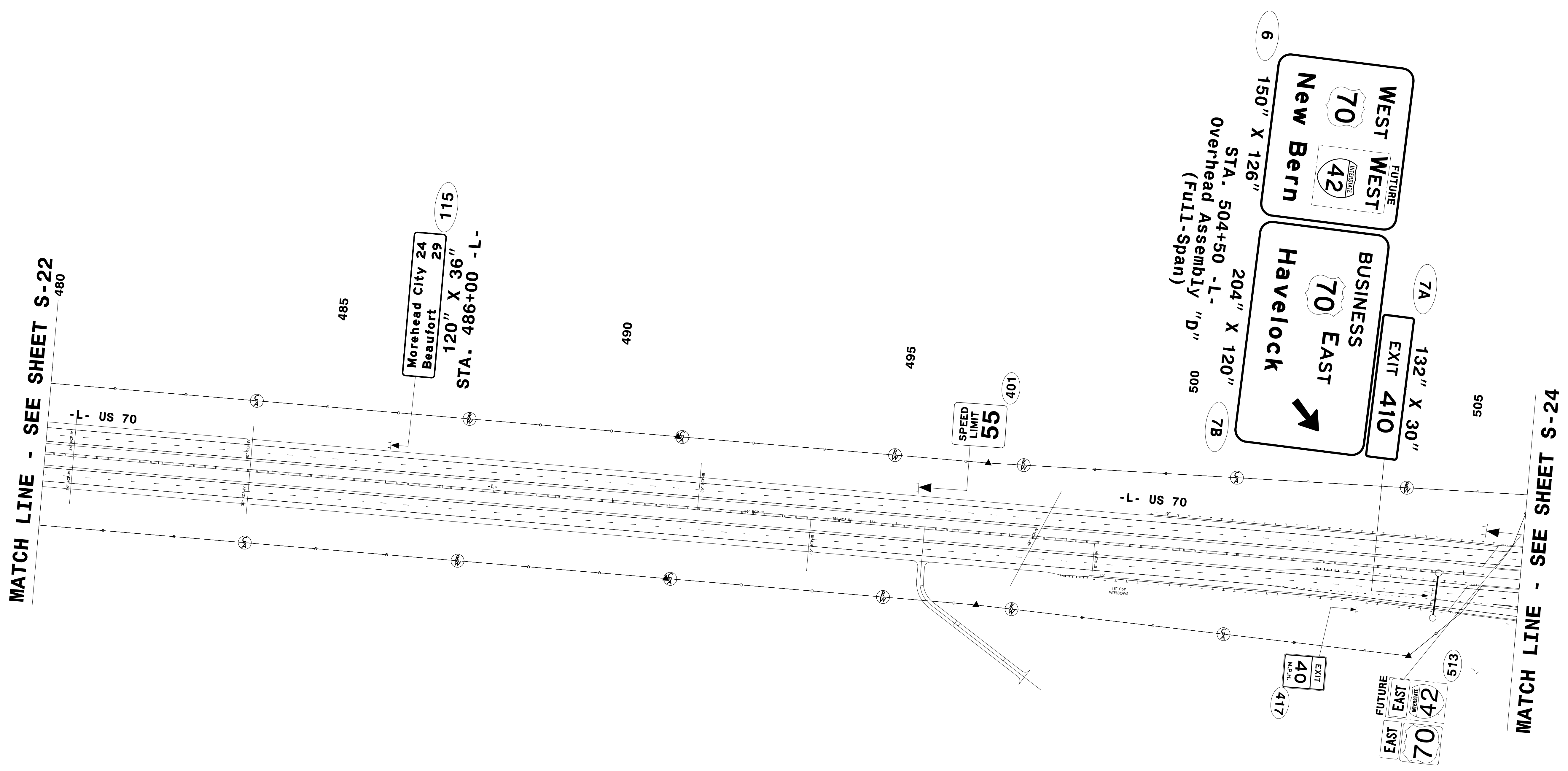
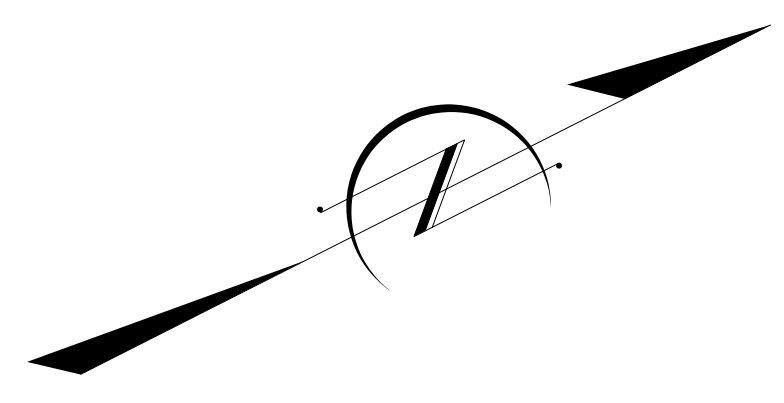
PROJECT REFERENCE NO. R-1015	SHEET NO. S-22
RW SHEET NO.	
	
9/19/2018	
<b>DOCUMENT NOT CONSIDERED FINAL UNLESS ALL SIGNATURES COMPLETED</b>	
 HDR Engineering, Inc. of the Carolinas 555 Fayetteville St. Suite 900 Raleigh, N.C. 27601 N.C.B.E.L.S. License Number: F-0116	



REVISIONS

PLOT DRIVER: \$PLTDRV\$  
 USER: \$USER\$  
 FILE: \$PWYVAULTPATHDESC\$  
 PENTABLE: \$PENTBL\$  
 TIME: \$TIME\$  
 DATE: \$DATE\$

PROJECT REFERENCE NO. R-1015	SHEET NO. S-23
RW SHEET NO.	
SIGNING ENGINEER	
	
9/19/2018	
DOCUMENT NOT CONSIDERED FINAL UNLESS ALL SIGNATURES COMPLETED	
 HDR Engineering, Inc. of the Carolinas 555 Fayetteville St. Suite 900 Raleigh, N.C. 27601 N.C.B.E.L.S. License Number: F-0116	





REVISIONS

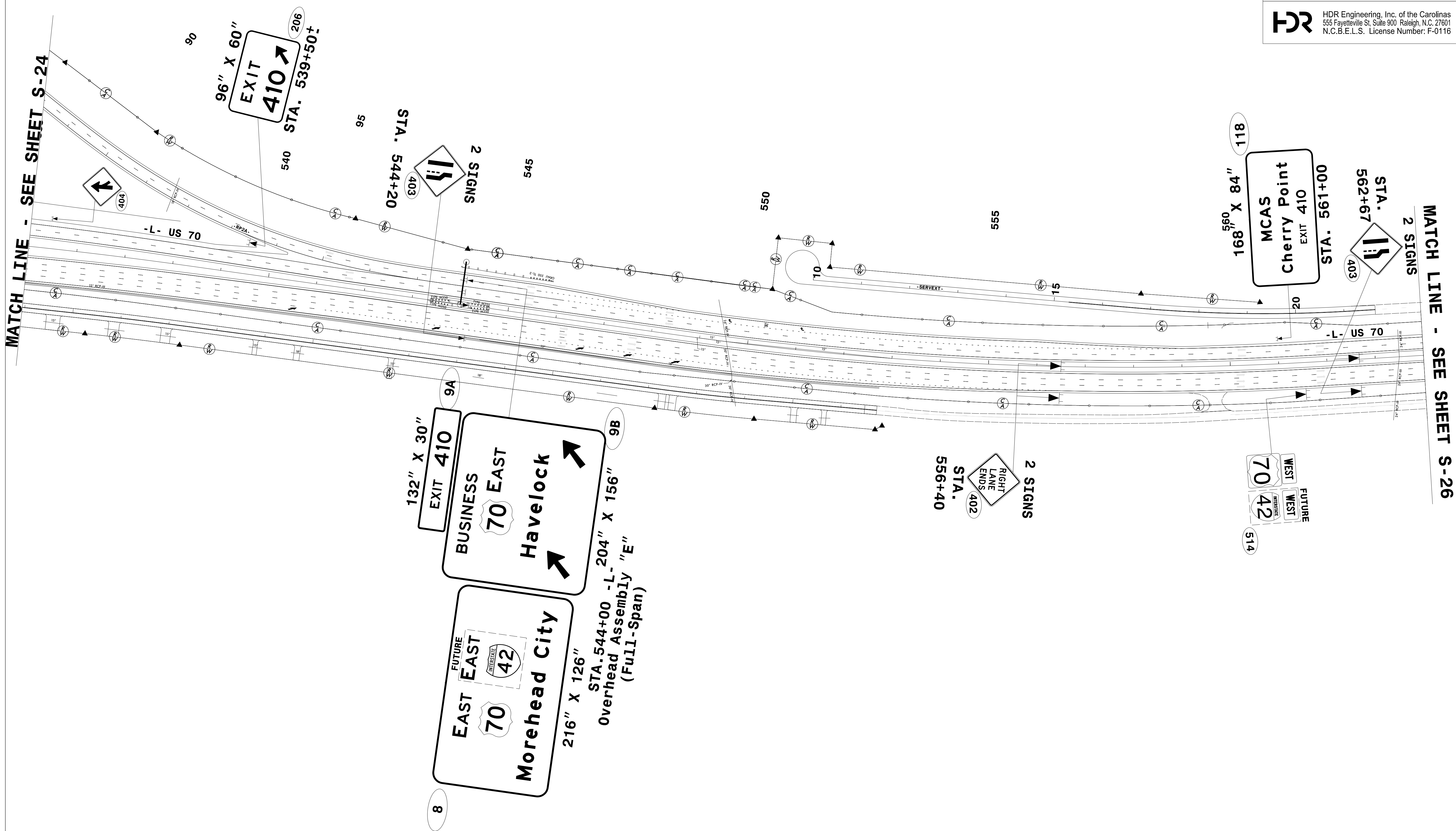

PLOT DRIVER: \$PLTDRV\$      PENTABLE: \$PENTBL\$  
 USER: \$USER\$                DATE: \$DATE\$                TIME: \$TIME\$  
 FILE: \$PWYVAULTPATHDESC\$







PROJECT REFERENCE NO. R-1015	SHEET NO. S-25
RW SHEET NO.	
SIGNING ENGINEER	
	
9/19/2018	
DOCUMENT NOT CONSIDERED FINAL UNLESS ALL SIGNATURES COMPLETED	
 HDR Engineering, Inc. of the Carolinas 555 Fayetteville St. Suite 900 Raleigh, N.C. 27601 N.C.B.E.L.S. License Number: F-01116	



MATCH LINE - SEE SHEET S-24

MATCH LINE - SEE SHEET S-26

REVISIONS

PLOT DRIVER: \$PLTDRV\$ PENTABLE: \$PENTBL\$  
 USER: \$USER\$ DATE: \$DATE\$ TIME: \$TIME\$  
 FILE: \$PWYVAULTPATHDESC\$

8

132" X 30"  
EXIT 410

BUSINESS 70 EAST  
Havelock

216" X 126"  
EAST 70  
MOREHEAD CITY

9A

9B

STA. 544+00 -L-  
Overhead Assembly "E"  
(Full-Span)

2 SIGNS

STA. 556+40

RIGHT LANE ENDS (402)

514

WEST 70

WEST 42

FUTURE

2 SIGNS

STA. 562+67

MCAS Cherry Point EXIT 410

STA. 561+00

96" X 60"  
EXIT 410

STA. 539+50+



2 SIGNS

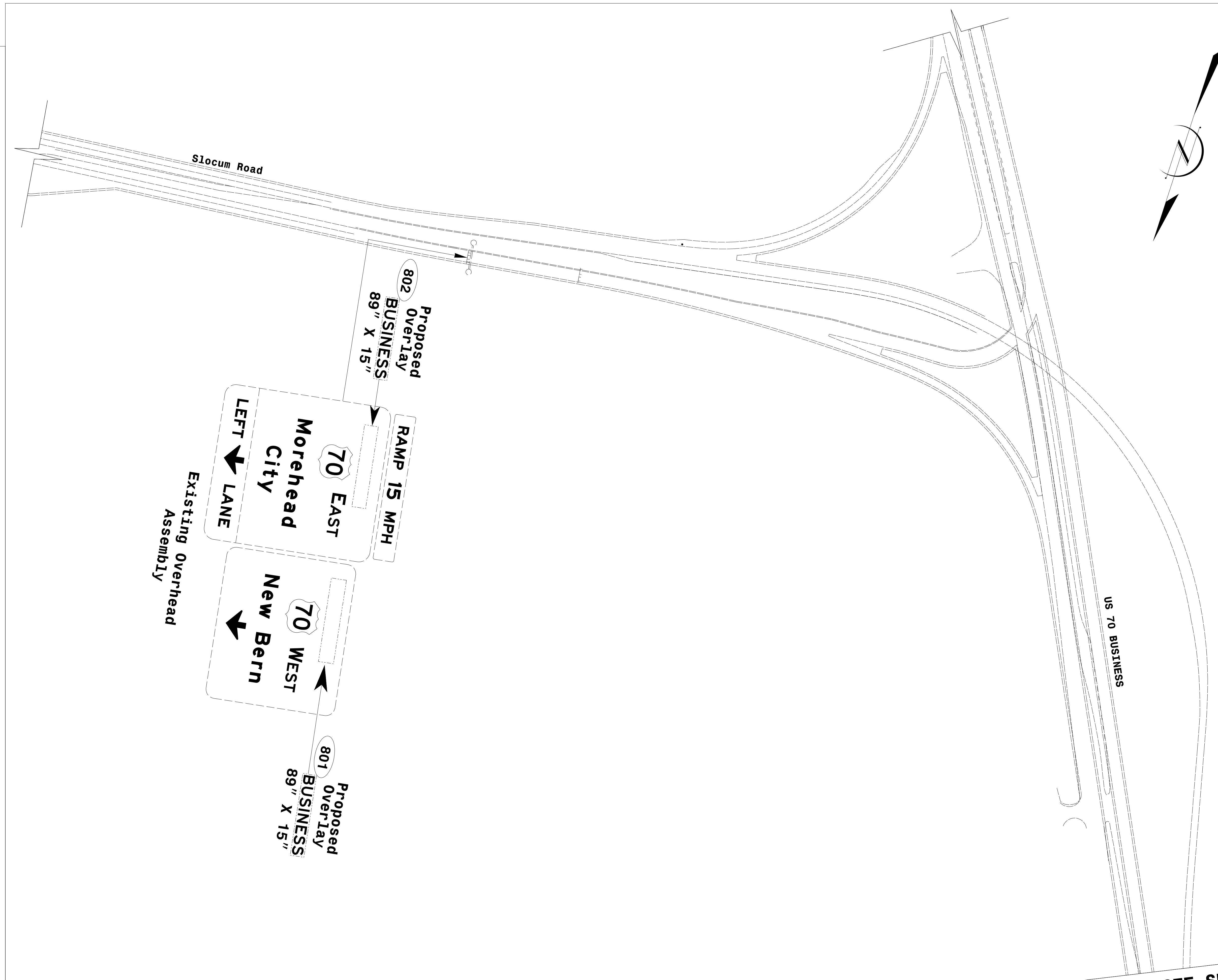

STA. 544+20

560" X 84"  
118





PROJECT REFERENCE NO. <b>R-1015</b>	SHEET NO. <b>S-27</b>
RW SHEET NO.	
SIGNING ENGINEER	
	
9/19/2018	
<b>DOCUMENT NOT CONSIDERED FINAL UNLESS ALL SIGNATURES COMPLETED</b>	
 HDR Engineering, Inc. of the Carolinas 555 Fayetteville St. Suite 900 Raleigh, N.C. 27601 N.C.B.E.L.S. License Number: F-0116	



**MATCH LINE - SEE SHEET S-28**

**REVISIONS**

PLOT DRIVER: \$PLTDRV\$      PENTABLE: \$PENTBL\$  
 USER: \$USER\$                TIME: \$TIME\$  
 DATE: \$DATE\$  
 FILE: \$PWYVAULTPATHDESC\$

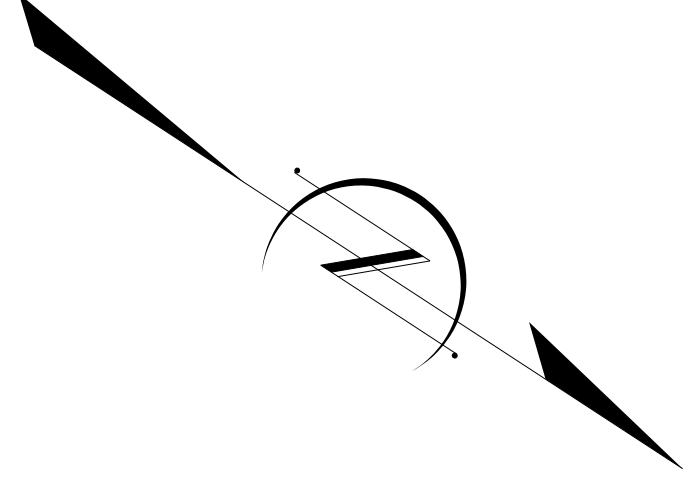


PLOT DRIVER: \$PLTDRV\$  
USER: \$USER\$  
FILE: \$PWVAVULTPATHDESC\$

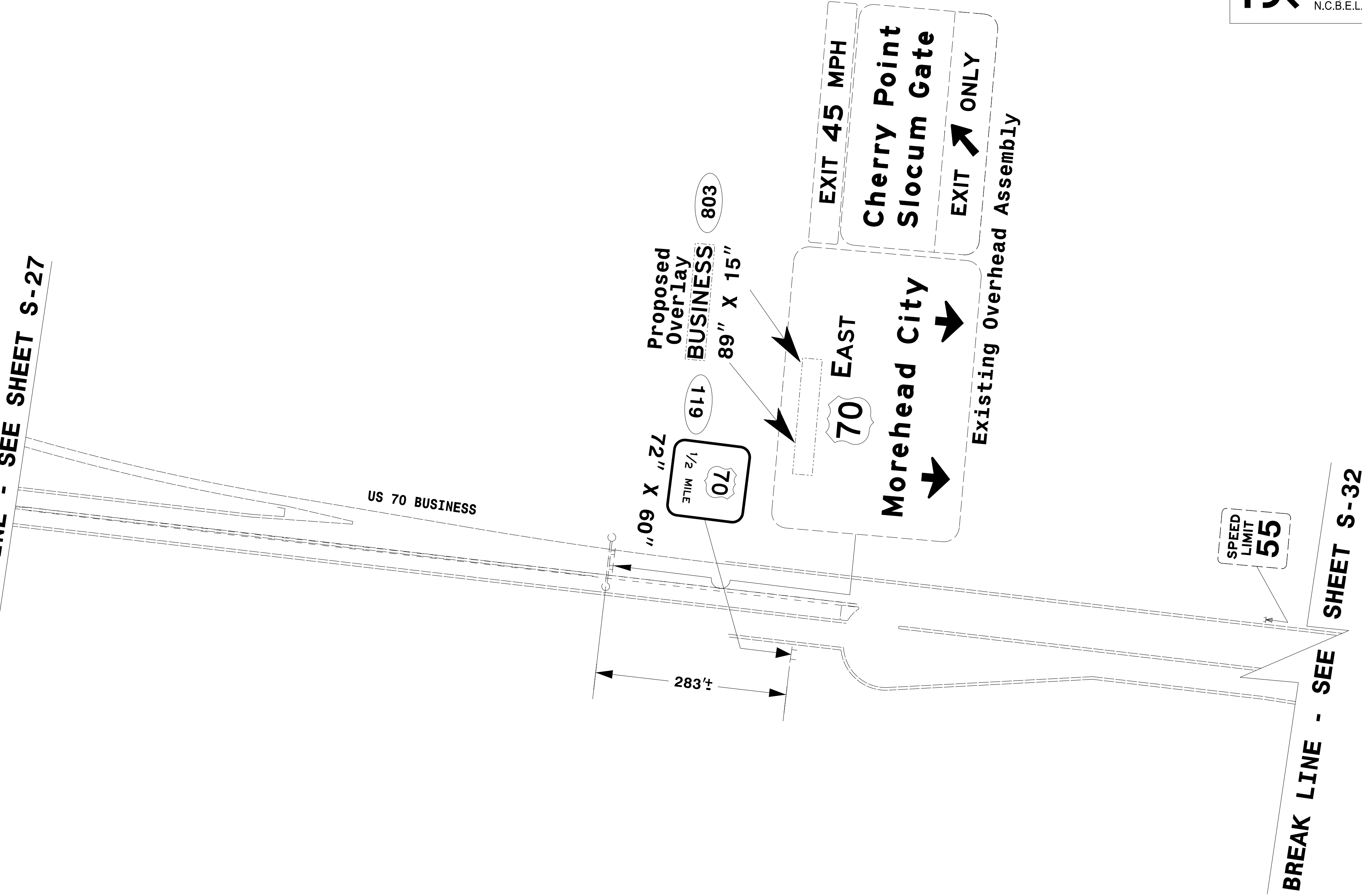
DATE: \$DATE\$

PENTABLE: \$PENTBL\$  
TIME: \$TIME\$

REVISIONS





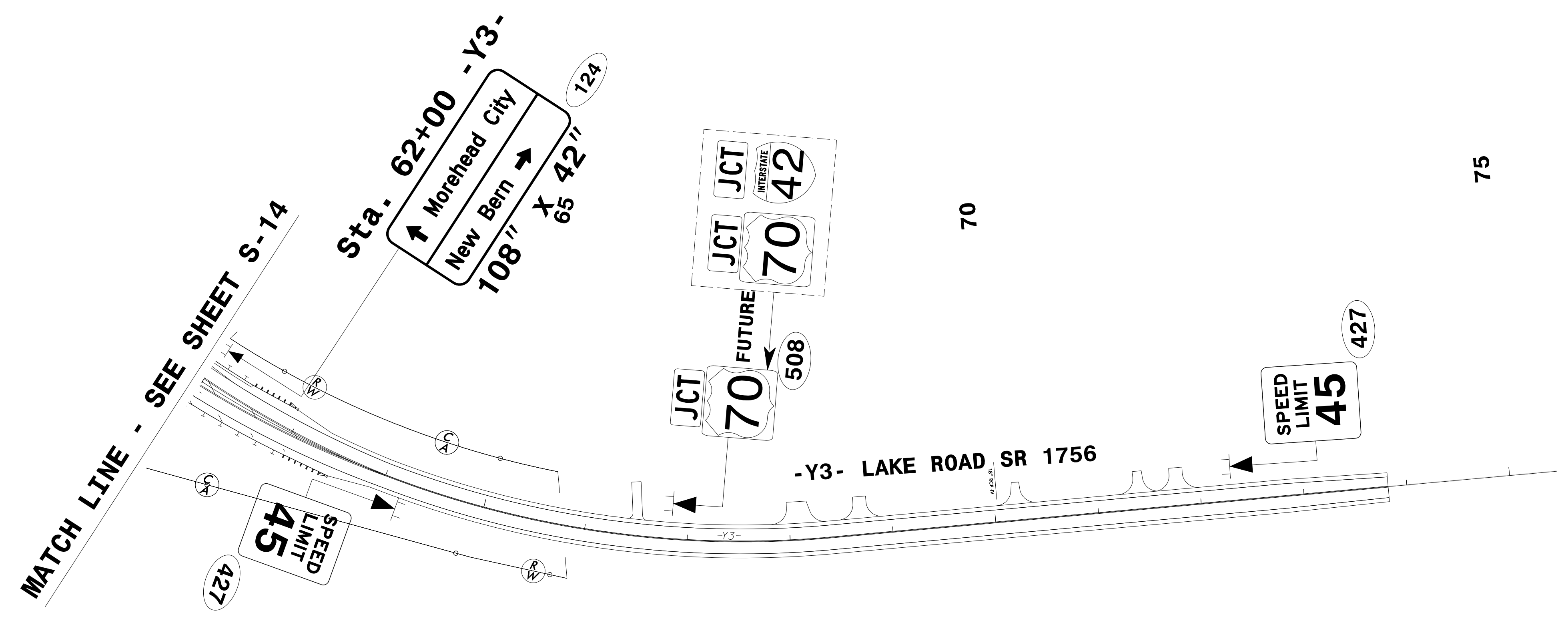
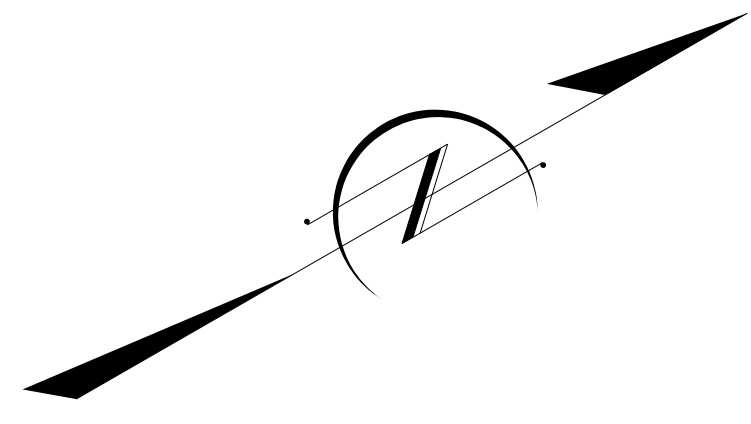
**MATCH LINE - SEE SHEET S-27**





**BREAK LINE - SEE SHEET S-32**

PROJECT REFERENCE NO. <b>R-1015</b>	SHEET NO. <b>S-28</b>
RW SHEET NO.	
9/19/2018	
<b>DOCUMENT NOT CONSIDERED FINAL UNLESS ALL SIGNATURES COMPLETED</b>	
HDR Engineering, Inc. of the Carolinas 555 Fayetteville St. Suite 900 Raleigh, N.C. 27601 N.C.B.E.L.S. License Number: F-0116	

PROJECT REFERENCE NO. R-1015	SHEET NO. S-29
RW SHEET NO.	
	
9/19/2018	
<b>DOCUMENT NOT CONSIDERED FINAL UNLESS ALL SIGNATURES COMPLETED</b>	
 HDR Engineering, Inc. of the Carolinas 555 Fayetteville St. Suite 900 Raleigh, N.C. 27601 N.C.B.E.L.S. License Number: F-0116	

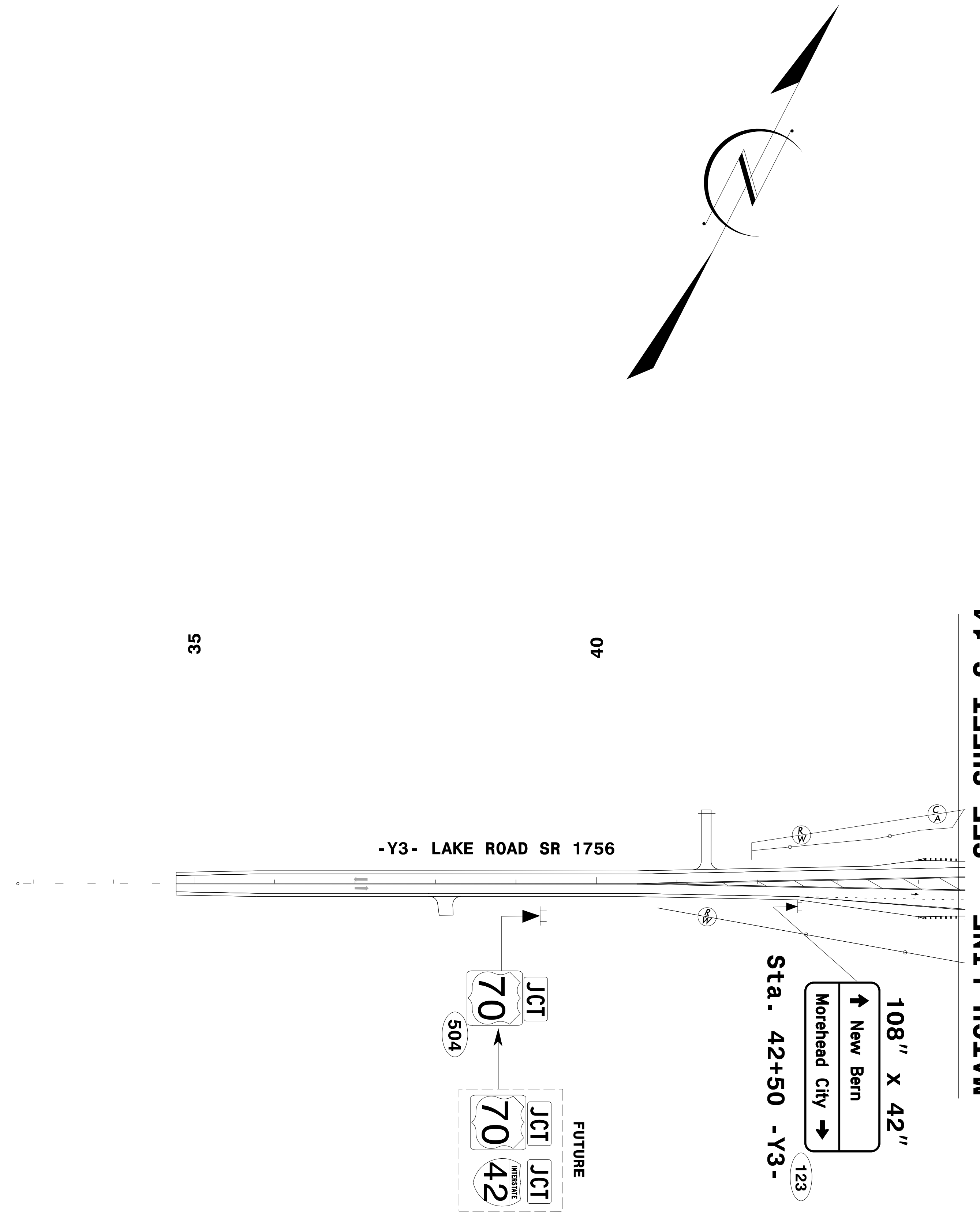


REVISIONS

PROJECT REFERENCE NO. <b>R-1015</b>	SHEET NO. <b>S-30</b>
RW SHEET NO.	
SIGNING ENGINEER	
	
9/19/2018	
<b>DOCUMENT NOT CONSIDERED FINAL UNLESS ALL SIGNATURES COMPLETED</b>	
 HDR Engineering, Inc. of the Carolinas 555 Fayetteville St. Suite 900 Raleigh, N.C. 27601 N.C.B.E.L.S. License Number: F-0116	



REVISIONS

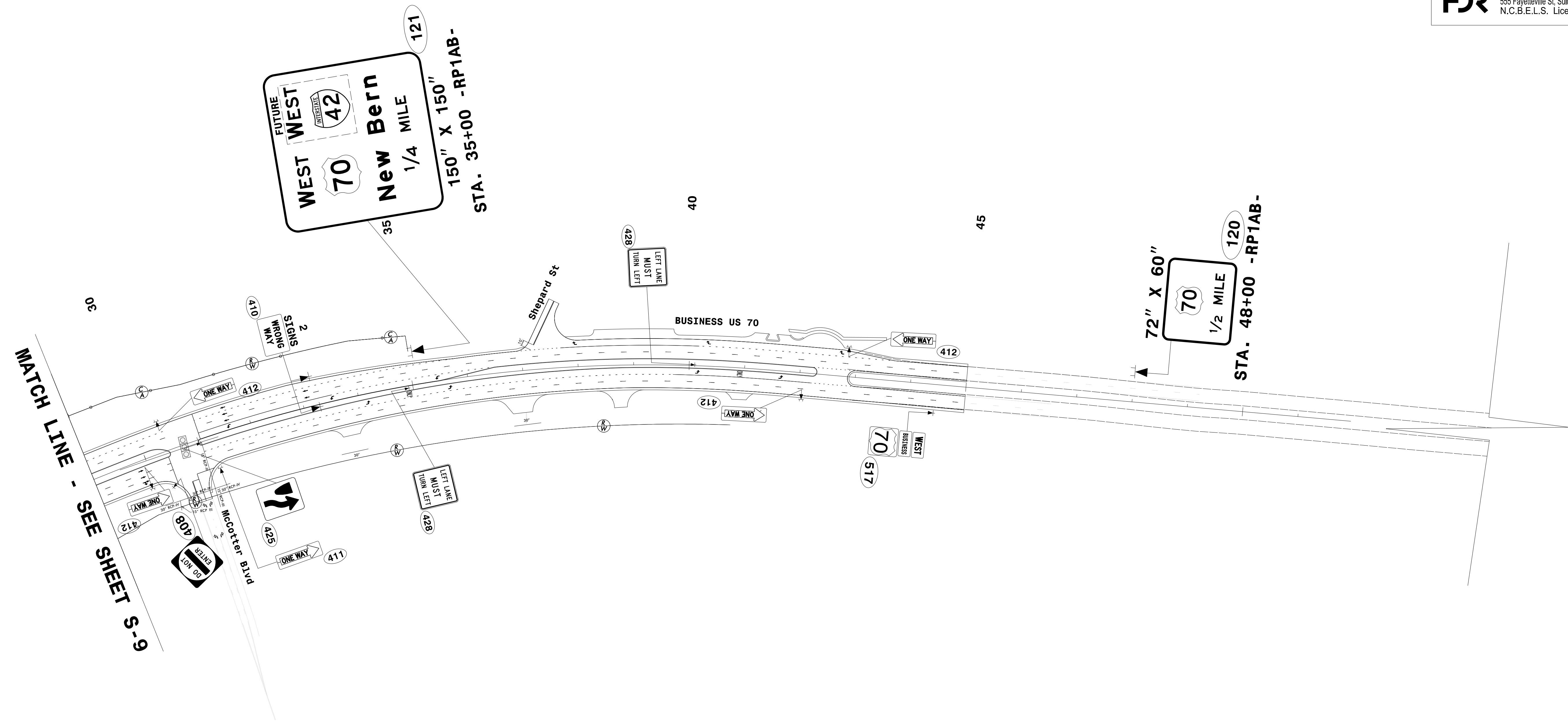
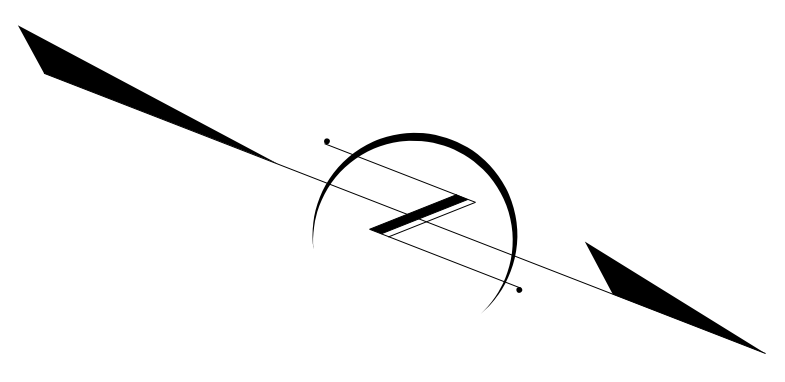
PLOT DRIVER: \$PLTDRV\$      PENTABLE: \$PENTBL\$  
 USER: \$USER\$                DATE: \$DATE\$                TIME: \$TIME\$  
 FILE: \$PWYRVAULTPATHDESC\$



**MATCH LINE - SEE SHEET S-14**





PROJECT REFERENCE NO. R-1015	SHEET NO. S-31
RW SHEET NO.	
SIGNING ENGINEER	
	
9/19/2018	
DOCUMENT NOT CONSIDERED FINAL UNLESS ALL SIGNATURES COMPLETED	
 HDR Engineering, Inc. of the Carolinas 555 Fayetteville St. Suite 900 Raleigh, N.C. 27601 N.C.B.E.L.S. License Number: F-0116	

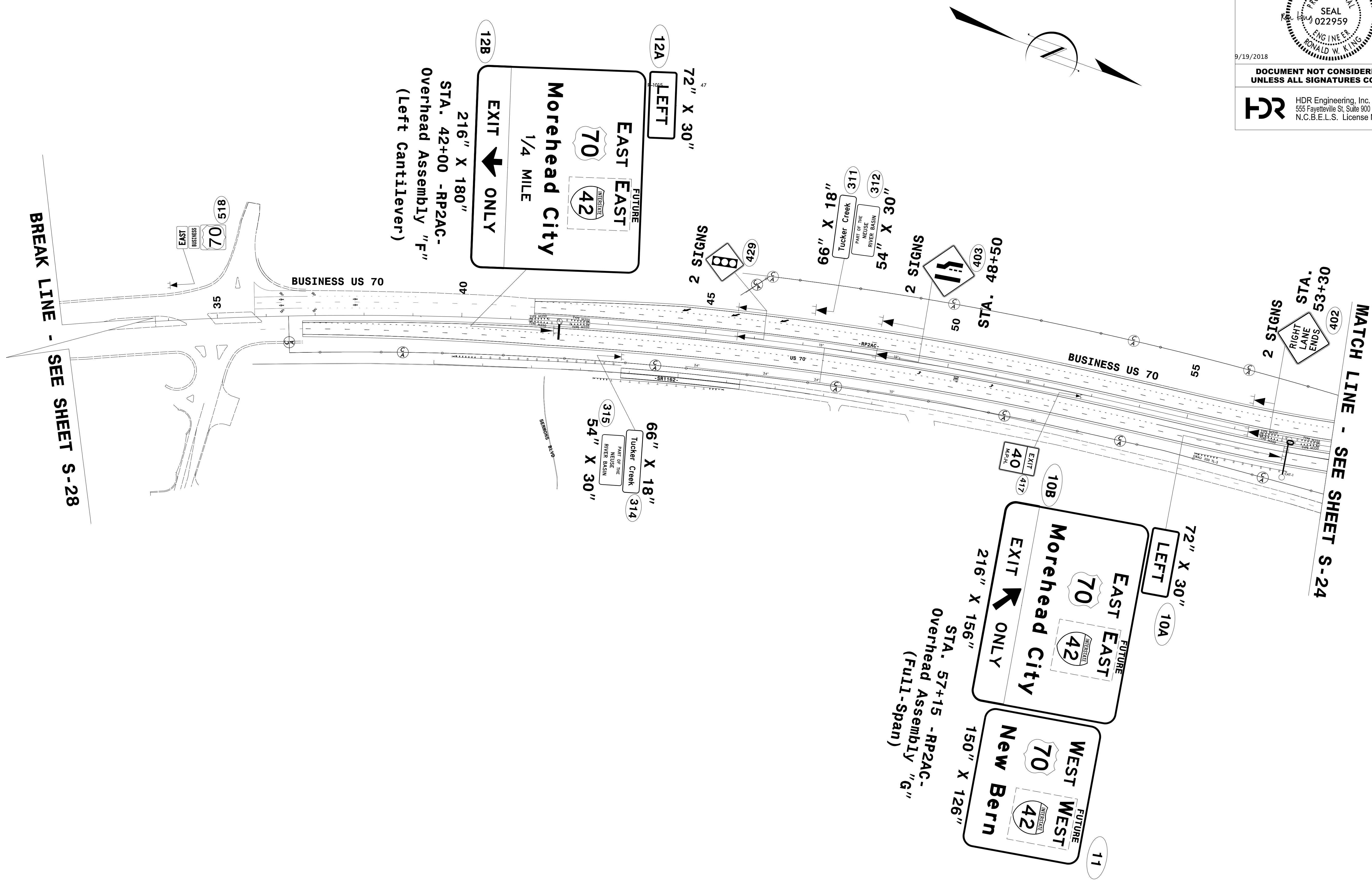


MATCH LINE - SEE SHEET 6-S-9

REVISIONS

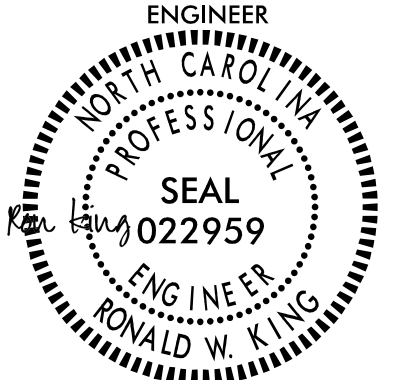

PLOT DRIVER: \$PLTDRV\$  
 USER: \$USER\$  
 FILE: \$PWYVAULTPATHDESC\$  
 PENTABLE: \$PENTBL\$  
 TIME: \$TIME\$  
 DATE: \$DATE\$

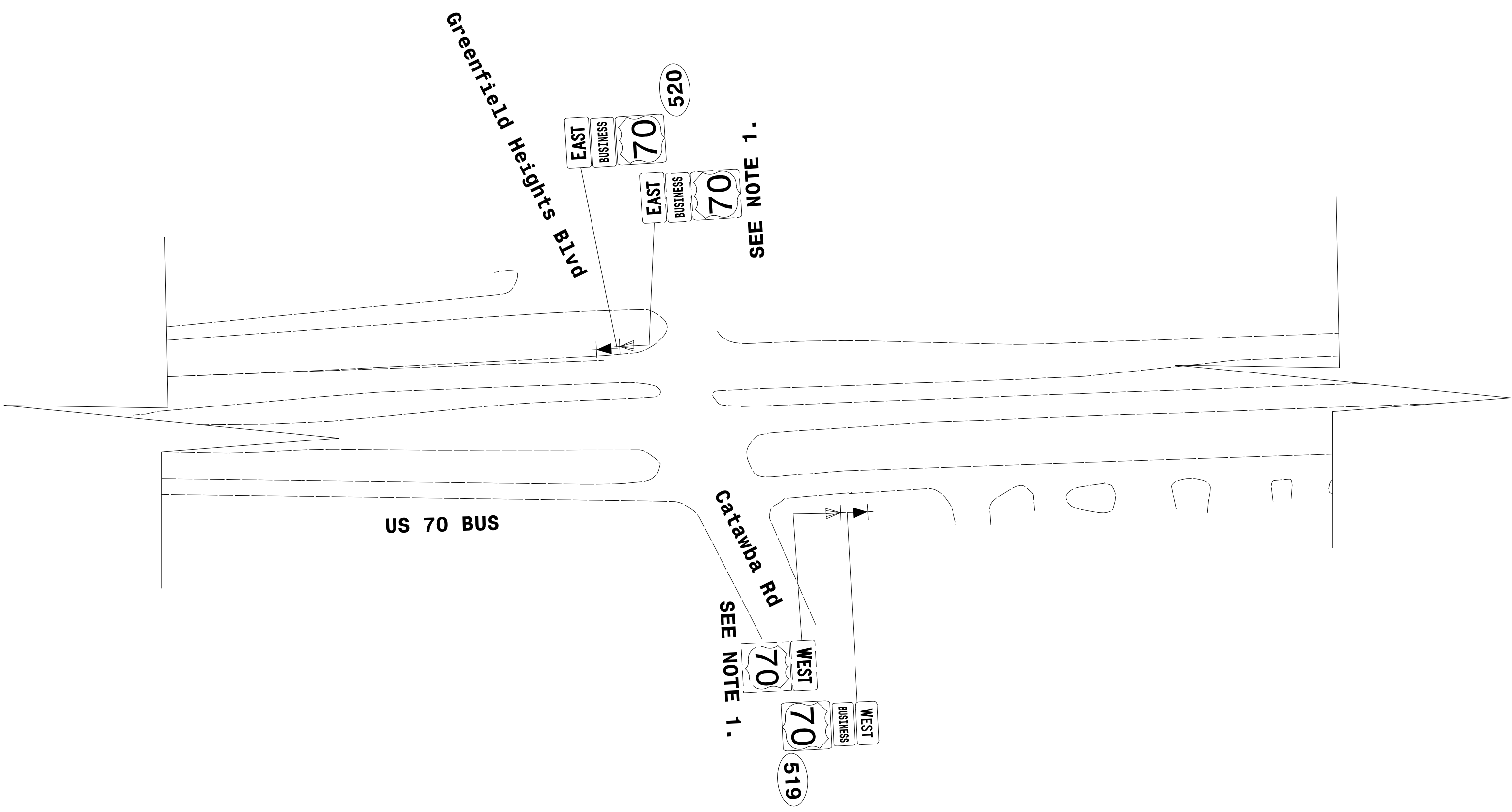
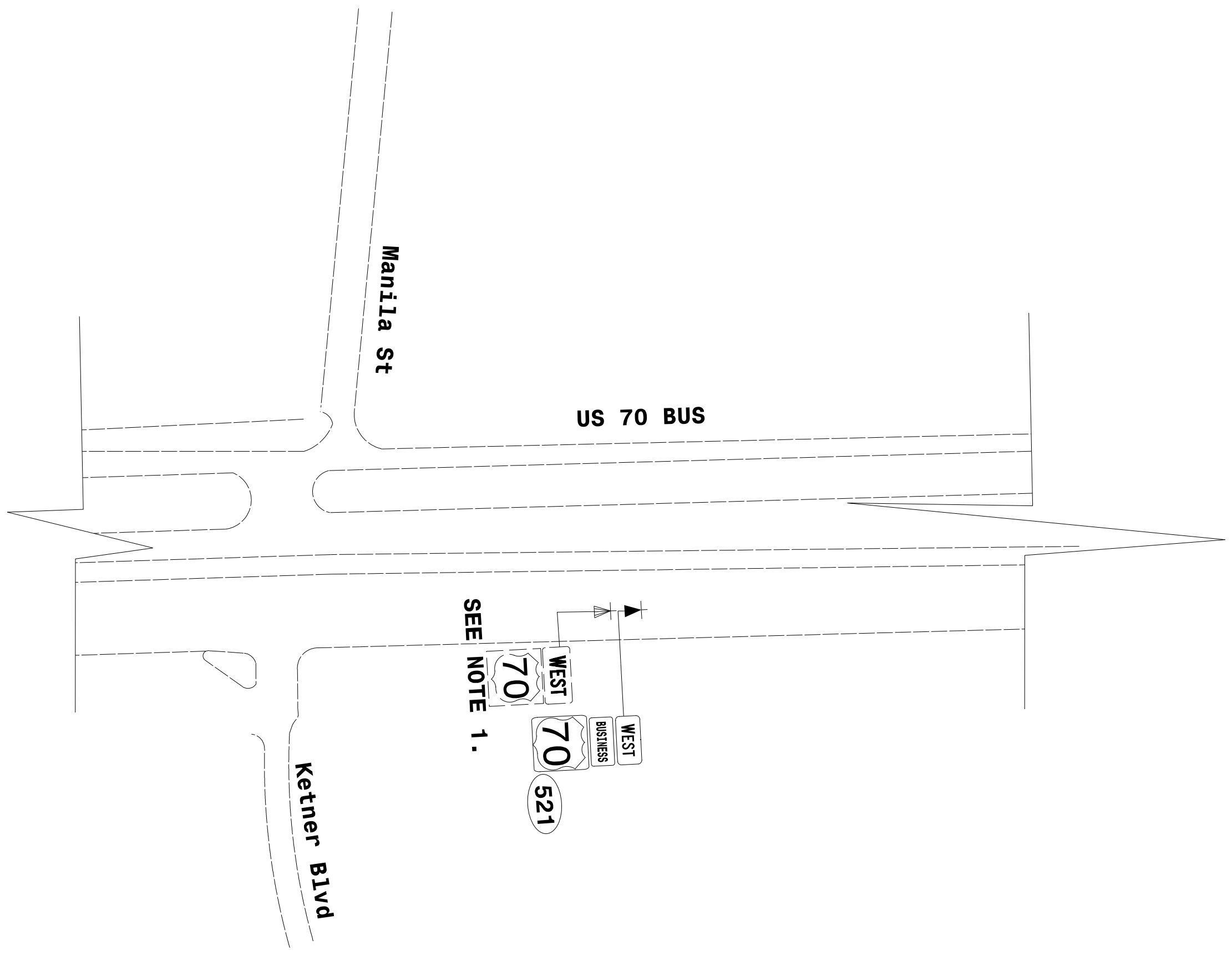
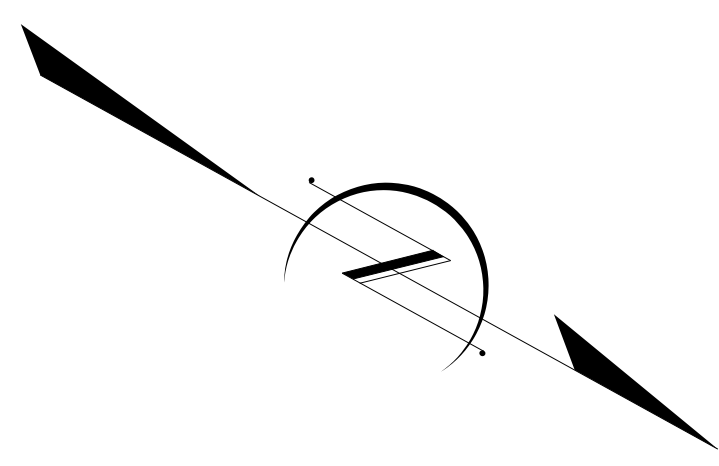
PROJECT REFERENCE NO. R-1015	SHEET NO. S-32
RW SHEET NO.	
SIGNING ENGINEER	
	
9/19/2018	
DOCUMENT NOT CONSIDERED FINAL UNLESS ALL SIGNATURES COMPLETED	
 HDR Engineering, Inc. of the Carolinas 555 Fayetteville St. Suite 900 Raleigh, N.C. 27601 N.C.B.E.L.S. License Number: F-0116	



REVISIONS

PLOT DRIVER: \$PLTDRV\$  
 USER: \$USER\$  
 FILE: \$PWVAVULTPATHDESC\$  
 PENTABLE: \$PENTBL\$  
 TIME: \$TIME\$  
 DATE: \$DATE\$

PROJECT REFERENCE NO.	SHEET NO.
R-1015	S-33
RW SHEET NO.	
SIGNING ENGINEER	
	
9/19/2018	
DOCUMENT NOT CONSIDERED FINAL UNLESS ALL SIGNATURES COMPLETED	
 HDR Engineering, Inc. of the Carolinas 555 Fayetteville St. Suite 900 Raleigh, N.C. 27601 N.C.B.E.L.S. License Number: F-0116	



REVISIONS

PLOT DRIVER: \$PLTDRV\$  
 USER: \$USER\$  
 FILE: \$PWVAVULTPATHDESC\$  
 PENTABLE: \$PENTBL\$  
 TIME: \$TIME\$  
 DATE: \$DATE\$



