

**This electronic collection of documents is provided  
for the convenience of the user  
and is Not a Certified Document –**

**The documents contained herein were originally issued  
and sealed by the individuals whose names and license  
numbers appear on each page, on the dates appearing  
with their signature on that page.**

**This file or an individual page  
shall not be considered a certified document.**



**T.I.P.: I-4700**

**CONTRACT: C204266**

**STATE OF NORTH CAROLINA  
DEPARTMENT OF TRANSPORTATION**

**SIGNING PLAN  
BUNCOMBE / HENDERSON COUNTIES**

**LOCATION: I-26 FROM 0.3 MI EAST OF NC 280 (AIRPORT ROAD)  
TO 0.5 MI EAST OF NC 191 (BREVARD ROAD)**

TIP NO.	SHEET NO.
I-4700	SIGN-1
APPROVED:  Andrew D. Klinksiek E3078FB458E44B	
DATE: 4/10/2019	
SEAL	
	
<b>DOCUMENT NOT CONSIDERED FINAL UNLESS ALL SIGNATURES COMPLETED</b>	

**ROADWAY STANDARD DRAWINGS**

THE FOLLOWING ROADWAY STANDARDS AS APPEAR IN "ROADWAY STANDARD DRAWINGS" - CONTRACT STANDARDS AND DEVELOPMENT UNIT - N.C. DEPARTMENT OF TRANSPORTATION - RALEIGH, N.C., DATED JANUARY 2018 ARE APPLICABLE TO THIS PROJECT AND BY REFERENCE HEREBY ARE CONSIDERED A PART OF THESE PLANS:

STD. NO.	TITLE
901.10	TYPE 'A' SIGNS
901.20	TYPE 'B' SIGNS
901.50	ARROWS AND SHIELDS
901.70	SIGN STRINGERS AND SUPPORT SPACING
901.80	SIGN MOUNTING DETAILS - FOR TYPE A AND TYPE B SIGNS
903.10	GROUND MOUNTED SIGN SUPPORTS
903.30	BARRIER SIGN SUPPORT ASSEMBLY
904.10	ORIENTATION OF GROUND MOUNTED SIGNS
904.20	SECONDARY SIGN MOUNTING
904.30	SUPPLEMENTAL SIGN MOUNTING
904.40	MILEPOST AND PLACEMENT
904.50	MOUNTING OF TYPE 'D', 'E' AND 'F' SIGNS ON 'U' CHANNEL POSTS
1264.01	OBJECT MARKER TYPES
1264.02	OBJECT MARKERS INSTALLATION

**PAY ITEM NOTES**

- SIGN ERECTION, TYPE D, E OR F
- SIGN ERECTION, TYPE A (GROUND MOUNTED)
- SIGN ERECTION, TYPE B (GROUND MOUNTED)
- SIGN ERECTION, MILEMARKERS
- NOT USED
- NOT USED
- SIGN ERECTION, RELOCATE SIGN TYPE A (GROUND MOUNTED)
- SIGN ERECTION, RELOCATE SIGN TYPE B (GROUND MOUNTED)
- SIGN ERECTION, RELOCATE SIGN TYPE D (GROUND MOUNTED)
- SIGN ERECTION, REPOSITION OVERHEAD
- DISPOSAL OF SUPPORT, STEEL BEAM
- DISPOSAL OF SUPPORT, WOOD
- DISPOSAL OF SIGN SYSTEM, OVERHEAD
- DISPOSAL OF SIGN SYSTEM, STEEL BEAM
- DISPOSAL OF SIGN SYSTEM, U-CHANNEL
- DISPOSAL OF SIGN SYSTEM, WOOD
- DISPOSAL OF SUPPORT, U-CHANNEL

**SUMMARY OF QUANTITIES**


ITEM NO.		ITEM DESCRIPTION	QUANTITY	UNIT
DESC. NO.	SECT. NO.			
4048000000	902	REINFORCED CONCRETE SIGN FOUNDATION	36.00	CY
4054000000	902	PLAIN CONCRETE SIGN FOUNDATION	7.00	CY
4057000000	SP	OVERHEAD FOOTING	245.00	CY
4060000000	903	SUPPORTS, BREAKAWAY STEEL BEAM	30539	LB
4066000000	903	SUPPORTS, SIMPLE STEEL BEAM	10134	LB
4072000000	903	SUPPORTS, 3 LB STEEL U-CHANNEL	1420.2	LF
4079000000	903	SUPPORTS, BARRIER (SMALL)	5	EA
4082100000	906	SUPPORTS, OVERHEAD SIGN STRUCTURE AT STA -L- 838+75	1	LS
4082100000	906	SUPPORTS, OVERHEAD SIGN STRUCTURE AT STA -L- 860+50 LT	1	LS
4082100000	906	SUPPORTS, OVERHEAD SIGN STRUCTURE AT STA -WBL- 911+00	1	LS
4082100000	906	SUPPORTS, OVERHEAD SIGN STRUCTURE AT STA -EBL- 916+00 LT	1	LS
4082100000	906	SUPPORTS, OVERHEAD SIGN STRUCTURE AT STA -WBL- 951+00	1	LS
4082100000	906	SUPPORTS, OVERHEAD SIGN STRUCTURE AT STA -EBL- 966+50 LT	1	LS
4082100000	906	SUPPORTS, OVERHEAD SIGN STRUCTURE AT STA -L- 1001+50	1	LS
4082100000	906	SUPPORTS, OVERHEAD SIGN STRUCTURE AT STA -Y15RPC- 21+50	1	LS
4082100000	906	SUPPORTS, OVERHEAD SIGN STRUCTURE AT STA -L- 1025+50 LT	1	LS
4082100000	906	SUPPORTS, OVERHEAD SIGN STRUCTURE AT STA -L- 1068+00 LT	1	LS
4082100000	906	SUPPORTS, OVERHEAD SIGN STRUCTURE AT STA -EBL- 1131+50 LT	1	LS
4082100000	906	SUPPORTS, OVERHEAD SIGN STRUCTURE AT STA -L- 1171+00	1	LS
4082100000	906	SUPPORTS, OVERHEAD SIGN STRUCTURE AT STA -L- 1225+00	1	LS
4082100000	906	SUPPORTS, OVERHEAD SIGN STRUCTURE AT STA -Y15RPA- 20+50	1	LS
4096000000	904	SIGN ERECTION, TYPE D	11	EA
4102000000	904	SIGN ERECTION, TYPE E	29	EA
4108000000	904	SIGN ERECTION, TYPE F	6	EA
4110000000	904	SIGN ERECTION, TYPE A (GROUND MOUNTED)	32	EA
4110000000	904	SIGN ERECTION, TYPE B (GROUND MOUNTED)	11	EA
4114000000	904	SIGN ERECTION, MILEMARKERS	30	EA
4116100000	904	SIGN ERECTION, RELOCATE SIGN TYPE A (GROUND MOUNTED)	28	EA
4116100000	904	SIGN ERECTION, RELOCATE SIGN TYPE B (GROUND MOUNTED)	4	EA
4116100000	904	SIGN ERECTION, RELOCATE SIGN TYPE D (GROUND MOUNTED)	4	EA
4116200000	904	SIGN ERECTION, REPOSITION OVERHEAD	1	EA
4138000000	907	DISPOSAL OF SUPPORT, STEEL BEAM	60	EA
4141000000	907	DISPOSAL OF SUPPORT, WOOD	4	EA
4149000000	907	DISPOSAL OF SIGN SYSTEM, OVERHEAD	2	EA
4152000000	907	DISPOSAL OF SIGN SYSTEM, STEEL BEAM	24	EA
4155000000	907	DISPOSAL OF SIGN SYSTEM, U-CHANNEL	80	EA
4158000000	907	DISPOSAL OF SIGN SYSTEM, WOOD	7	EA
4192000000	907	DISPOSAL OF SUPPORT, U-CHANNEL	8	EA

**GENERAL NOTES**

- SIGNS FURNISHED BY STATE.
- ALL PROPOSED SIGNS SEE PAY ITEM NOTE 1 UNLESS OTHERWISE NOTED.
- CONFIRM IN WRITING AT LEAST 4 MONTHS IN ADVANCE, THE ACTUAL DATE THE DEPARTMENT FURNISHED SIGNS WILL BE REQUIRED.
- ALL TYPE D SIGNS SHALL BE MOUNTED ON TWO U-CHANNEL POSTS UNLESS OTHERWISE INDICATED ON THE PLANS.
- IF REMOVAL OR RELOCATION OF SIGNS ON PRIVATE STREET (NON-STATE MAINTAINED) IS REQUIRED DUE TO CONSTRUCTION, THE CONTRACTOR SHALL INFORM THE ENGINEER. THE WORK WILL BE COMPLETED BY OTHERS.
- WHEN NOT STATIONED OR DIMENSIONED ON PLANS, ALL TYPE E AND F SIGNS SHALL BE FIELD LOCATED BY THE ENGINEER.
- ALL EXISTING SIGNS ON "U" CHANNEL POST WITHIN THE PROJECT CONSTRUCTION LIMITS SHALL BE REMOVED AND DISPOSED OF UNLESS OTHERWISE NOTED ON PLANS.
- WHEN EXISTING SIGNS ARE REMOVED AND INSTALLED ON NEW SUPPORTS, THE RE-ERECTION SHALL IMMEDIATELY FOLLOW THE REMOVAL.
- THE BACKGROUND FOR TYPE E AND F SIGNS SHALL BE GRADE C REFLECTIVE SHEETING UNLESS OTHERWISE.
- DO NOT BEGIN FABRICATION FOR TYPE A AND B SIGNS MOUNTED ON OVERHEAD STRUCTURES OR STEEL SUPPORTS UNTIL "S" DIMENSIONS HAVE BEEN FIELD VERIFIED.
- SEE ROADWAY PLANS FOR GUARD/GUIDE RAIL DETAILS.

**PLANS SUBMITTED TO:**

ANNA G. HENDERSON, PE	DIVISION 13 TRAFFIC ENGINEER
STEVE BUCHANAN	DIVISION 14 TRAFFIC ENGINEER
SCOTT M. COLLIER, PE	REGIONAL TRAFFIC SAFETY ENGINEER
KELVIN JORDAN	WESTERN SIGNING & DELINEATION ENGINEER, DIVISIONS 07, 09-14



**PLANS PREPARED BY: HNTB NORTH CAROLINA, P.C.**

<b>C.A. JOHNSON, III, PE</b>	SIGNING PROJECT MANAGER
<b>A.D. KLINSIEK, PE, PTOE</b>	SIGNING PROJECT ENGINEER
<b>T.R. TERRELL</b>	SIGNING DESIGN SENIOR TECHNICIAN




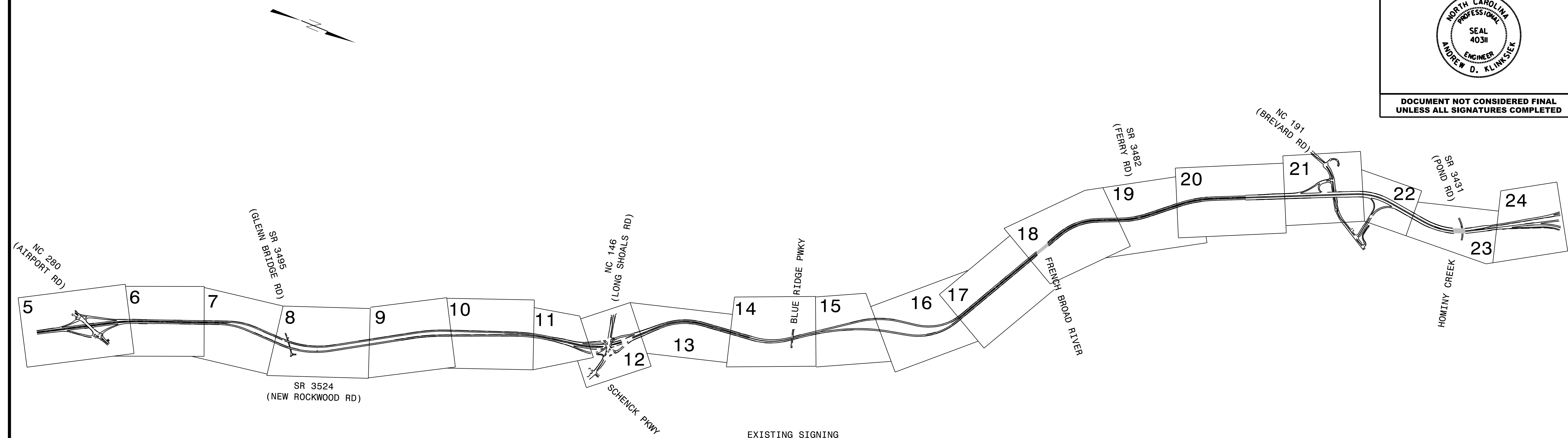
HNTB NORTH CAROLINA, P.C.  
343 E. Six Forks Road, Suite 200  
Raleigh, North Carolina 27609  
NC License No: C-1554  
(919) 546-8997

**INDEX**

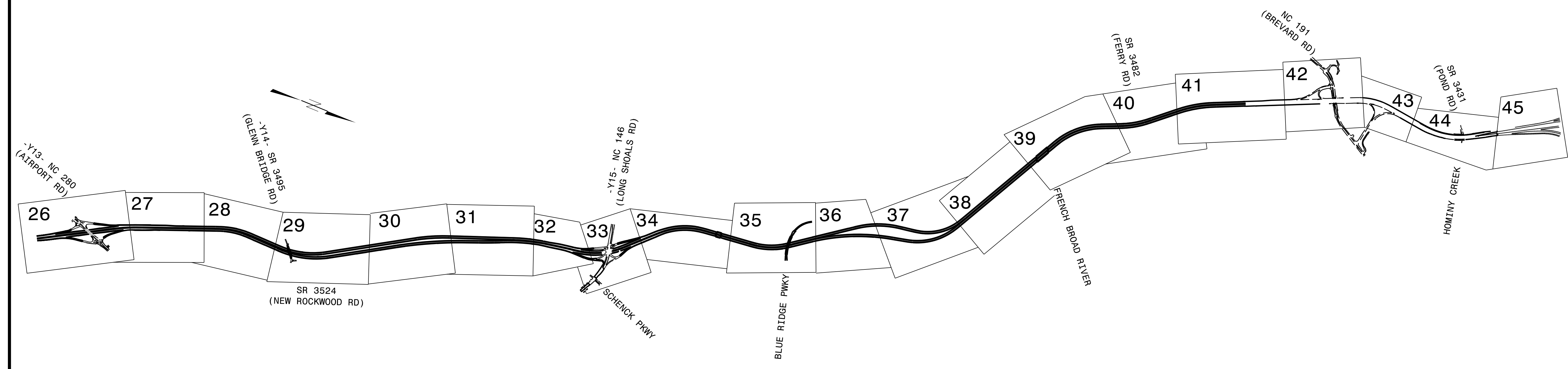
SHEET NO.	DESCRIPTION
SIGN-1	TITLE SHEET
SIGN-1A	KEY SHEET
SIGN-2-2B	SUPPORT INFORMATION
SIGN-3-3N	OVERHEAD STRUCTURE LINE DRAWINGS
SIGN-4-4O	SIGN DESIGNS, TYPE E AND F, AND MILEMARKERS
SIGN-5-4S	SIGNING PLAN SHEETS



TIP NO. I-4700	SHEET NO. SIGN-1A
APPROVED: <i>Andrew D. Klinkerick</i> <small>DocuSigned by: E3D78F84596E448</small>	
DATE: 1/28/2019	
SEAL	
	
DOCUMENT NOT CONSIDERED FINAL UNLESS ALL SIGNATURES COMPLETED	



EXISTING SIGNING  
PROPOSED SIGNING



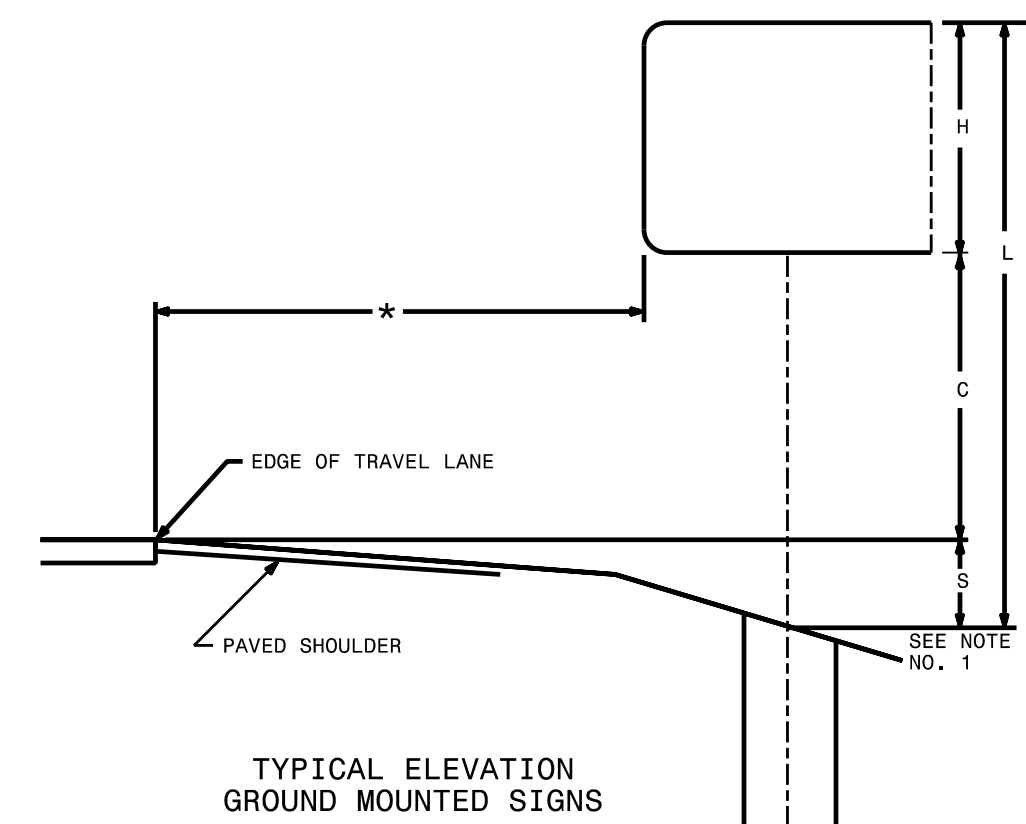
KEY SHEET

Version: 3.1 Posted: 6/2/2017

NUMBER	SIGN TYPE	SIGN SIZE (in.)			ROADWAY STATION	NUMBER OF SUPPORTS	BEAM SECTION	SUPPORT TYPE BA or S	OMNI COUPLER	ATTACHMENT METHOD	MOUNTING METHOD	HORIZONTAL CLEARANCE* (ft.)	SUPPORT SPACING	LENGTH (ft)			LEFT SUPPORT (ft)			CENTER SUPPORT (ft)			RIGHT SUPPORT (ft)			SUPPORT WEIGHTS		FOOTINGS				FIELD VERIFIED SEE NOTE 2 (mm/dd/yy)	
		w	x	h										SNS HT "H"	MTG HT "C"	EMBED-MENT	S	L	LENGTH	S	L	LENGTH	S	L	LENGTH	B/A (lbs.)	SIMPLE (lbs.)	DIAMETER (ft.)	DEPTH (ft.)	REINFORCED (c.y.)	PLAIN (c.y.)		
101	B	132	x	36	-L- 847+00	2	S3x5.7	S	N/A	N/A	N/A	17.00	6.45	3.00	7.00	2.5	1.56	11.56	14.06	0.00	0.00	0.00	2.63	12.63	15.13	0.00	166.38	1.0	3	0.00	0.17	_____	
102	B	132	x	36	-L- 850+00 LT	2	S3x5.7	S	N/A	N/A	N/A	17.00	6.45	3.00	7.00	2.5	1.56	11.56	14.06	0.00	0.00	0.00	2.63	12.63	15.13	0.00	166.38	1.0	3	0.00	0.17	_____	
103	A	126	x	84	-Y13RPC- 19+00 LT	2	W6x9	BA	N/A	N/A	N/A	18.00	6.15	7.00	7.00	3.0	2.48	16.48	19.48	0.00	0.00	0.00	1.66	15.66	18.66	407.26	0.00	1.5	3.5	0.46	0.00	_____	
104	A	114	x	72	-Y13RPD- 17+00 LT	2	S4x7.7	BA	N/A	N/A	N/A	16.00	5.57	6.00	7.00	3.0	1.62	14.62	17.62	0.00	0.00	0.00	2.55	15.55	18.55	318.51	0.00	1.0	3.5	0.00	0.20	_____	
105	A	126	x	84	-Y13RPA- 19+00	2	W6x9	BA	N/A	N/A	N/A	20.00	6.15	7.00	7.00	3.0	2.32	16.32	19.32	0.00	0.00	0.00	1.26	15.26	18.26	402.22	0.00	1.5	3.5	0.46	0.00	_____	
106	A	114	x	54	-Y13RPA- 21+50 LT	2	S4x7.7	BA	N/A	N/A	N/A	18.00	5.57	4.50	7.00	3.0	2.54	14.04	17.04	0.00	0.00	0.00	2.11	13.61	16.61	299.11	0.00	1.0	3.5	0.00	0.20	_____	
107	A	114	x	72	-Y13RPB- 18+50 LT	2	S4x7.7	BA	N/A	N/A	N/A	16.00	5.57	6.00	7.00	3.5	1.92	14.92	18.42	0.00	0.00	0.00	3.04	16.04	19.54	332.29	0.00	1.0	4	0.00	0.23	_____	
108	A	144	x	96	-L- 874+00	2	W6x16	BA	N/A	N/A	N/A	33.00	7.03	8.00	7.00	3.5	4.22	19.22	22.72	0.00	0.00	0.00	4.73	19.73	23.23	829.20	0.00	1.5	4	0.52	0.00	_____	
109	A	120	x	60	-EBL- 908+00 LT	2	W6x9	BA	N/A	N/A	N/A	30.00	5.86	5.00	7.00	3.0	3.65	15.65	18.65	0.00	0.00	0.00	4.63	16.63	19.63	408.52	0.00	1.5	3.5	0.46	0.00	_____	
110	A	192	x	114	-EBL- 900+00 LT	2	W8x18	BA	N/A	N/A	N/A	30.00	9.38	9.50	7.00	4.0	3.76	20.26	24.26	0.00	0.00	0.00	5.33	21.83	25.83	1041.62	0.00	2.0	4.5	1.05	0.00	_____	
111	A	180	x	66	-WBL- 959+00	2	W6x12	S	N/A	N/A	N/A	21.00	8.79	5.50	7.00	3.5	4.03	16.53	20.03	0.00	0.00	0.00	2.73	15.23	18.73	0.00	465.12	1.5	4	0.52	0.00	_____	
112	B	108	x	36	-EBL- 956+00 LT	2	S4x7.7	S	N/A	N/A	N/A	21.00	5.27	3.00	7.00	2.5	3.22	13.22	15.72	0.00	0.00	0.00	5.86	15.86	18.36	0.00	262.42	1.0	3	0.00	0.17	_____	
113	A	216	x	168	-EBL- 924+00 LT	3	W10x26	BA	N/A	N/A	N/A	30.00	7.5 NON-STD. SPACING	14.00	7.00	4.5	4.58	25.58	30.08	6.46	27.46	31.96	8.36	29.36	33.86	2913.40	0.00	2.5	5	2.73	0.00	_____	
114	A	114	x	72	-Y15RPB- 16+00 LT	2	W6x12	S	N/A	N/A	N/A	21.00	5.57	6.00	7.00	3.0	3.30	16.30	19.30	0.00	0.00	0.00	6.49	19.49	22.49	0.00	501.48	1.5	3.5	0.46	0.00	_____	
115	A	144	x	96	-EBL- 991+00 LT	2	W6x12	BA	N/A	N/A	N/A	28.00	7.03	8.00	7.00	3.5	2.68	17.68	21.18	0.00	0.00	0.00	3.38	18.38	21.88	594.72	0.00	1.5	4	0.52	0.00	_____	
116	B	96	x	48	-L- 1012+00	2	S3x5.7	S	N/A	N/A	N/A	16.00	4.69	4.00	7.00	2.5	0.96	11.96	14.46	0.00	0.00	0.00	2.41	13.41	15.91	0.00	173.11	1.0	3	0.00	0.17	_____	
117	B	96	x	48	-L- 1016+50 LT	2	S4x7.7	S	N/A	N/A	N/A	16.00	4.69	4.00	7.00	2.5	2.61	13.61	16.11	0.00	0.00	0.00	5.00	16.00	18.50	0.00	266.50	1.0	3	0.00	0.17	_____	
118	A	144	x	96	-L- 1038+00	2	W6x12	S	N/A	N/A	N/A	21.00	7.03	8.00	7.00	3.5	1.57	16.57	20.07	0.00	0.00	0.00	-3.12	11.88	15.38	0.00	425.40	1.5	4	0.52	0.00	_____	
119	A	168	x	108	-L- 1044+00	2	W6x16	S	N/A	N/A	N/A	21.00	8.20	9.00	7.00	4.0	1.60	17.60	21.60	0.00	0.00	0.00	-2.50	13.50	17.50	0.00	625.60	1.5	4.5	0.59	0.00	_____	
120	A	180	x	66	-EBL- 1110+50 LT	2	S4x7.7	S	N/A	N/A	N/A	21.00	8.79	5.50	7.00	3.5	-0.22	12.28	15.78	0.00	0.00	0.00	-4.62	7.88	11.38	0.00	209.13	1.0	4	0.00	0.23	_____	
121A	B	78	x	24	-L- 1160+00	2	S4x7.7	S	N/A	II	N/A	19.00	3.81	4.50	7.00	2.5	3.03	14.53	17.03	0.00	0.00	0.00	4.93	16.43	18.93	0.00	276.89	1.0	3	0.00	0.17	_____	
121B	B	78	x	30																													
122	A	210	x	66	-L- 1184+00	2	S4x7.7	S	N/A	N/A	N/A	21.00	10.26	5.50	7.00	3.5	-0.45	12.05	15.55	0.00	0.00	0.00	-5.58	6.92	10.42	0.00	199.97	1.0	4	0.00	0.23	_____	
123A	B	78	x	24	-L- 1176+00 LT	2	S3x5.7	S	N/A	II	N/A	21.00	3.81	4.50	7.00	2.5	2.47	13.97	16.47	0.00	0.00	0.00	4.37	15.87	18.37	0.00	198.59	1.0	3	0.00	0.17	_____	
123B	B	78	x	30																													
124	B	108	x	48	-L- 1210+00 LT	2	S3x5.7	S	N/A	N/A	N/A	21.00	5.27	4.00	7.00	2.5	0.00	11.00	13.50	0.00	0.00	0.00	-2.56	8.44	10.94	0.00	139.31	1.0	3	0.00	0.17	_____	
125	B	144	x	48	-L- 1198+50 LT	2	W6x9	S	N/A	N/A	N/A	21.00	7.03	4.00	7.00	3.0	3.87	14.87	17.87	0.00	0.00	0.00	7.39	18.39	21.39	0.00	353.34	1.5	3.5	0.46	0.00	_____	

NOTES:

- DIMENSION "S" REPRESENTS AN INCREASE (+), OR A DECREASE (-) IN POLE LENGTH, RELATIVE TO THE ELEVATION OF THE EDGE OF TRAVEL LANE.
- FIELD VERIFICATIONS SHALL BE REQUIRED FOR ALL SUPPORTS, SEE (\*) ARTICLE 903-3. FABRICATORS SHALL BE AISC CERTIFIED IN CATEGORY 1, SEE (\*) ARTICLE 1072-1. (\*) = N.C.D.O.T. STANDARD SPECIFICATIONS FOR ROADS AND STRUCTURES
- PLAN LOCATIONS FOR EXISTING UTILITIES ARE BASED ON THE BEST AVAILABLE INFORMATION AND, THEREFORE MAY NOT BE PRECISELY ACCURATE. THEREFORE, IT IS INCUMBENT UPON THE CONTRACTOR TO DETERMINE THE EXACT LOCATION OF UTILITIES BEFORE BEGINNING WORK IN A LOCATION.



HNTB NORTH CAROLINA, P.C.  
343 E. Six Forks Road, Suite 200  
Raleigh, North Carolina 27609  
NC License No: C-1554  
(919) 546-8997

**TYPE A AND TYPE B  
GROUND MOUNTED SIGNS**

TIP NO. I-4700	SHEET NO. SIGN-2
APPROVED: <i>Andrew D. Klinkick</i> <small>DocuSigned by: Andrew D. Klinkick E3079F84509E44B</small>	
DATE: 1/28/2019	
SEAL	
<p><b>DOCUMENT NOT CONSIDERED FINAL UNLESS ALL SIGNATURES COMPLETED</b></p>	

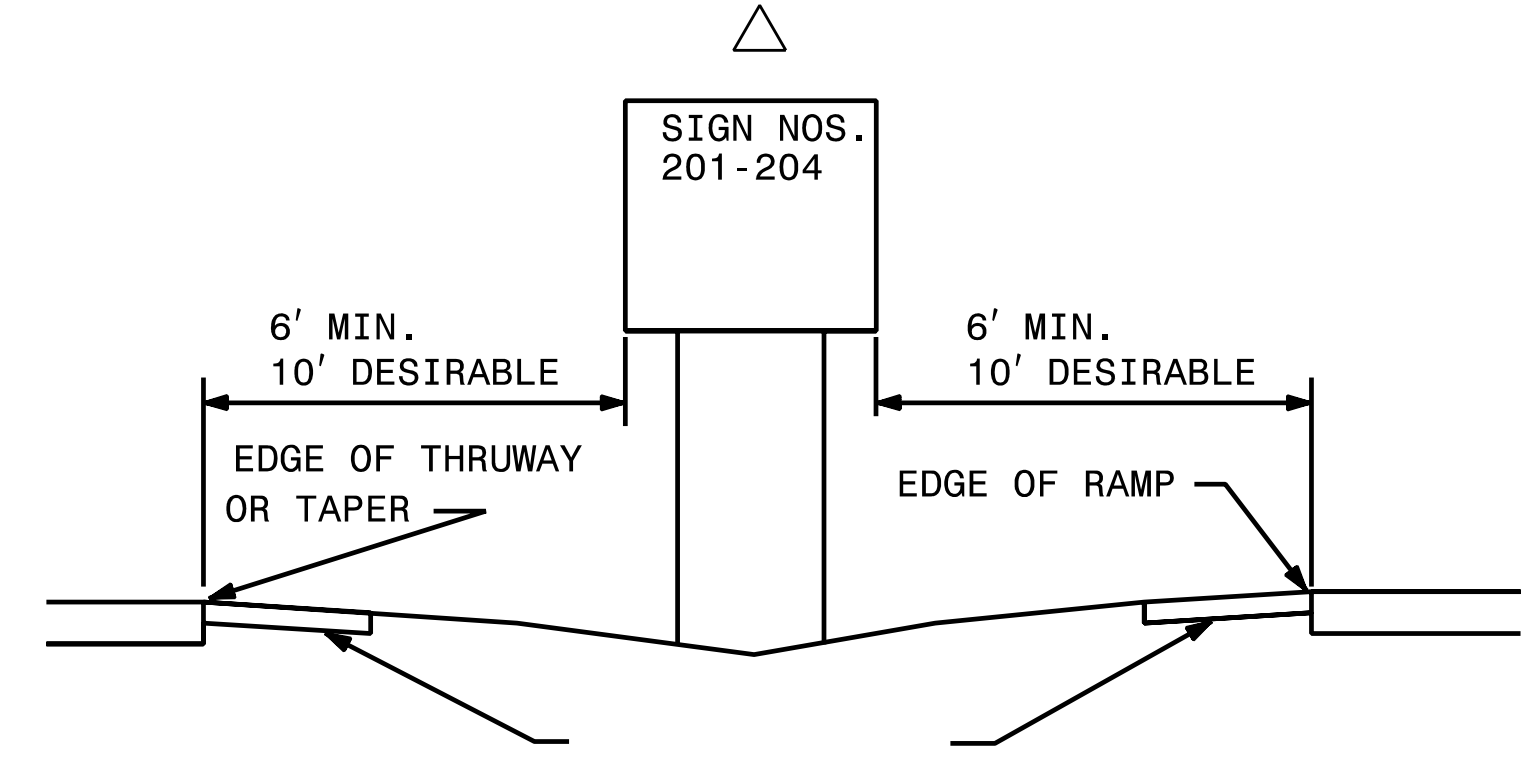
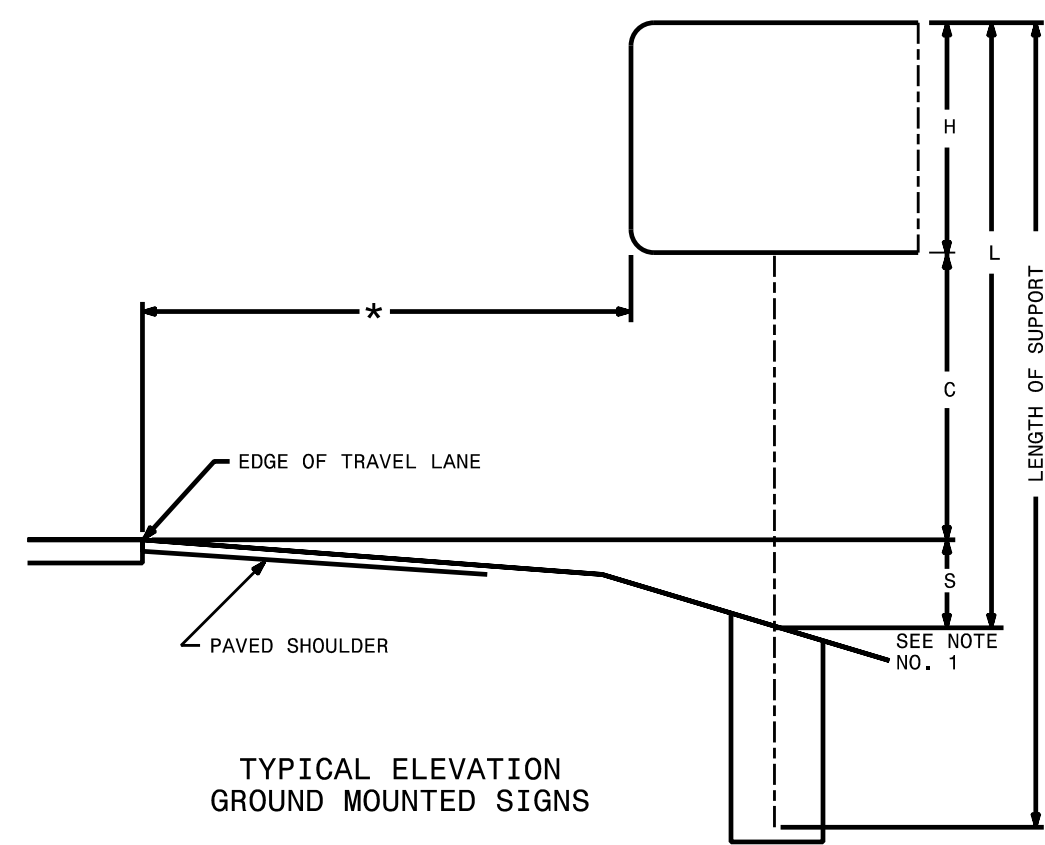


Version: 3.1 Posted: 6/2/2017

NUMBER	SIGN TYPE	SIGN SIZE (in.)			ROADWAY STATION	NUMBER OF SUPPORTS	BEAM SECTION	SUPPORT TYPE BA or S	OMNI COUPLER	ATTACHMENT METHOD	MOUNTING METHOD	HORIZONTAL CLEARANCE* (ft.)	SUPPORT SPACING	LENGTH (ft)			LEFT SUPPORT (ft)			CENTER SUPPORT (ft)			RIGHT SUPPORT (ft)			SUPPORT WEIGHTS		FOOTINGS				FIELD VERIFIED SEE NOTE 2 (mm/dd/yy)
		w	x	h										SNS HT "H"	MTG HT "C"	EMBED-MENT	S	L	LENGTH	S	L	LENGTH	S	L	LENGTH	B/A (lbs.)	SIMPLE (lbs.)	DIAMETER (ft.)	DEPTH (ft.)	REINFORCED (c.y.)	PLAIN (c.y.)	
126	A	156	x	84	-L- 1220+00	2	W6x12	S	N/A	N/A	N/A	20.00	7.62	7.00	7.00	3.5	1.32	15.32	18.82	0.00	0.00	0.00	-3.04	10.96	14.46	0.00	399.36	1.5	4	0.52	0.00	_____
127	A	144	x	96	-L- 1236+00 LT	2	W6x16	S	N/A	N/A	N/A	20.00	7.03	8.00	7.00	4.0	3.43	18.43	22.43	0.00	0.00	0.00	6.95	21.95	25.95	0.00	774.08	1.5	4.5	0.59	0.00	_____
128A 128B 128C	A A A	168 168 168	x x x	36 108 36	-L- 1220+00 LT	2	W10x22	S	N/A	N/A	N/A	21.00	8.20	15.00	7.00	4.5	0.46	22.46	26.96	0.00	0.00	0.00	-4.22	17.78	22.28	0.00	1083.28	2.5	5	1.82	0.00	_____
129	A	114	x	72	-RPB- 17+00 LT	2	S4x7.7	BA	N/A	N/A	N/A	16.00	5.57	6.00	7.00	3.0	1.35	14.35	17.35	0.00	0.00	0.00	2.28	15.28	18.28	0.00	314.35	1.0	3.5	0.00	0.20	_____
131A 131B 131C	A A A	168 168 168	x x x	36 108 36	-L- 61+50 LT	2	W10x22	S	N/A	N/A	N/A	20.00	8.20	15.00	7.00	4.5	1.58	23.58	28.08	0.00	0.00	0.00	4.38	26.38	30.88	0.00	1297.12	2.5	5	1.82	0.00	_____
132A 132B 132C	A A A	168 168 168	x x x	36 108 36	575' W OF LODG SGN	2	W10x26	S	N/A	N/A	N/A	20.00	8.20	15.00	7.00	4.5	3.50	25.50	30.00	0.00	0.00	0.00	7.41	29.41	33.91	0.00	1661.66	2.5	5	1.82	0	_____
201	A	78	x	60	-L- 842+02 +/-	2	S3x5.7	BA	N/A	N/A	N/A	Δ	3.81	5.00	7.00	2.5	0.50	12.50	15.00	0.00	0.00	0.00	0.50	12.50	15.00	207.00	0.00	1.0	3	0.00	0.17	_____
202	A	78	x	60	-L- 856+58 +/- LT	2	S3x5.7	BA	N/A	N/A	N/A	Δ	3.81	5.00	7.00	2.5	0.50	12.50	15.00	0.00	0.00	0.00	0.50	12.50	15.00	207.00	0.00	1.0	3	0.00	0.17	_____
203	A	78	x	60	-L- 1004+31 +/-	2	S3x5.7	BA	N/A	N/A	N/A	Δ	3.81	5.00	7.00	2.5	0.50	12.50	15.00	0.00	0.00	0.00	0.50	12.50	15.00	207.00	0.00	1.0	3	0.00	0.17	_____
204	A	78	x	60	-L- 1023+30 +/- LT	2	S3x5.7	BA	N/A	N/A	N/A	Δ	3.81	5.00	7.00	2.5	0.50	12.50	15.00	0.00	0.00	0.00	0.50	12.50	15.00	207.00	0.00	1.0	3	0.00	0.17	_____
901	B	120	x	48	-L- 867+00	2	S3x5.7	S	N/A	N/A	N/A	21.00	5.86	4.00	7.00	2.5	1.43	12.43	14.93	0.00	0.00	0.00	0.62	11.62	14.12	0.00	165.59	1.0	3	0.00	0.17	_____
902	B	144	x	48	-L- 839+00 LT	2	W6x9	S	N/A	N/A	N/A	21.00	7.03	4.00	7.00	2.5	3.72	14.72	17.22	0.00	0.00	0.00	5.15	16.15	18.65	0.00	322.83	1.5	3	0.39	0.00	_____
903	A	72	x	126	-Y13RPC- 16+00 LT	2	W6x9	BA	N/A	N/A	N/A	18.75	4.4	10.50	7.00	3.0	2.18	19.68	22.68	0.00	0.00	0.00	1.61	19.11	22.11	467.11	0.00	1.5	3.5	0.46	0.00	_____
904	A	90	x	72	-Y13RPC- 17+50 LT	2	S4x7.7	BA	N/A	N/A	N/A	18.00	4.40	6.00	7.00	3.5	2.79	15.79	19.29	0.00	0.00	0.00	2.06	15.06	18.56	331.45	0.00	1.0	4	0.00	0.23	_____
905	A	90	x	72	-Y13RPC- 17+50	2	W6x9	BA	N/A	N/A	N/A	20.00	4.40	6.00	8.63	3.0	0.57	15.20	18.20	0.00	0.00	0.00	-1.63	13.00	16.00	371.80	0.00	1.5	3.5	0.46	0.00	_____
906	A	90	x	84	-Y13RPC- 19+00	2	S4x7.7	BA	N/A	N/A	N/A	20.00	4.40	7.00	11.39	3.0	-2.2	16.19	19.19	0.00	0.00	0.00	-4.39	14.00	17.00	318.66	0.00	1.0	3.5	0.00	0.20	_____
907	A	72	x	126	-Y13RPA- 19+00 LT	2	W6x9	BA	N/A	N/A	N/A	18.75	4.4	10.50	7.00	3.0	2.32	19.82	22.82	0.00	0.00	0.00	2.37	19.87	22.87	475.21	0.00	1.5	3.5	0.46	0.00	_____
908	A	90	x	72	-Y13RPA- 20+50 LT	2	S4x7.7	BA	N/A	N/A	N/A	16.00	4.40	6.00	7.00	3	1.67	14.67	17.67	0.00	0.00	0.00	1.71	14.71	17.71	312.43	0.00	1.0	3.5	0.00	0.20	_____
909	A	90	x	72	-Y13RPA- 20+50	2	S4x7.7	BA	N/A	N/A	N/A	16.00	4.40	6.00	7.00	3	1.58	14.58	17.58	0.00	0.00	0.00	0.85	13.85	16.85	305.11	0.00	1.0	3.5	0.00	0.20	_____
910	A	90	x	84	-Y13RPA- 21+50	2	S4x7.7	BA	N/A	N/A	N/A	18.00	4.40	7.00	7.00	3.0	1.89	15.89	18.89	0.00	0.00	0.00	2.15	16.15	19.15	332.91	0.00	1.0	3.5	0.00	0.20	_____
911	A	180	x	138	-L- 868+50 LT	2	W8x18	BA	N/A	N/A	N/A	30.00	8.79	11.50	7.00	4.5	3.55	22.05	26.55	0.00	0.00	0.00	4.48	22.98	27.48	1112.54	0.00	2.0	5	1.16	0.00	_____
912	A	180	x	120	-EBL- 885+00 LT	2	W10x22	BA	N/A	N/A	N/A	30.00	8.79	10.00	7.00	4.0	5.78	22.78	26.78	0.00	0.00	0.00	7.42	24.42	28.42	1452.40	0.00	2.5	4.5	1.64	0.00	_____
913	A	180	x	120	-L- 877+00 LT	2	W8x21	BA	N/A	N/A	N/A	21.00	8.79	10.00	7.00	4.5	3.35	20.35	24.85	0.00	0.00	0.00	6.87	23.87	28.37	1263.62	0.00	2.0	5	1.16	0.00	_____
914	A	144	x	192	-EBL- 892+50 LT	2	W10x22	BA	N/A	N/A	N/A	21.50	8.8	16.00	7.00	4.5	1.76	24.76	29.26	0.00	0.00	0.00	4.17	27.17	31.67	1578.46	0.00	2.5	5	1.82	0.00	_____
915	A	180	x	72	-WBL- 926+00	2	W8x21	BA	N/A	N/A	N/A	21.00	8.79	6.00	10.39	4.5	1.00	17.39	21.89	0.00	0.00	0.00	-3.39	13.00	17.50	973.19	0.00	2.0	5	1.16	0.00	_____

NOTES:

- DIMENSION "S" REPRESENTS AN INCREASE (+), OR A DECREASE (-) IN POLE LENGTH, RELATIVE TO THE ELEVATION OF THE EDGE OF TRAVEL LANE.
- FIELD VERIFICATIONS SHALL BE REQUIRED FOR ALL SUPPORTS, SEE (\*) ARTICLE 903-3. FABRICATORS SHALL BE AISC CERTIFIED IN CATEGORY 1, SEE (\*) ARTICLE 1072-1. (\*) = N.C.D.O.T. STANDARD SPECIFICATIONS FOR ROADS AND STRUCTURES
- PLAN LOCATIONS FOR EXISTING UTILITIES ARE BASED ON THE BEST AVAILABLE INFORMATION AND, THEREFORE MAY NOT BE PRECISELY ACCURATE. THEREFORE, IT IS INCUMBENT UPON THE CONTRACTOR TO DETERMINE THE EXACT LOCATION OF UTILITIES BEFORE BEGINNING WORK IN A LOCATION.




**HNTB**  
 HNTB NORTH CAROLINA, P.C.  
 343 E. Six Forks Road, Suite 200  
 Raleigh, North Carolina 27609  
 NC License No: C-1554  
 (919) 546-8997

TIP NO. I-4700	SHEET NO. SIGN-2A
APPROVED: <i>Andrew D. Klinkick</i> <small>DocuSigned by: E3079F84596E448</small>	
DATE: 1/28/2019	
SEAL	
<b>DOCUMENT NOT CONSIDERED FINAL                  UNLESS ALL SIGNATURES COMPLETED</b>	

Version: 3.1 Posted: 6/2/2017

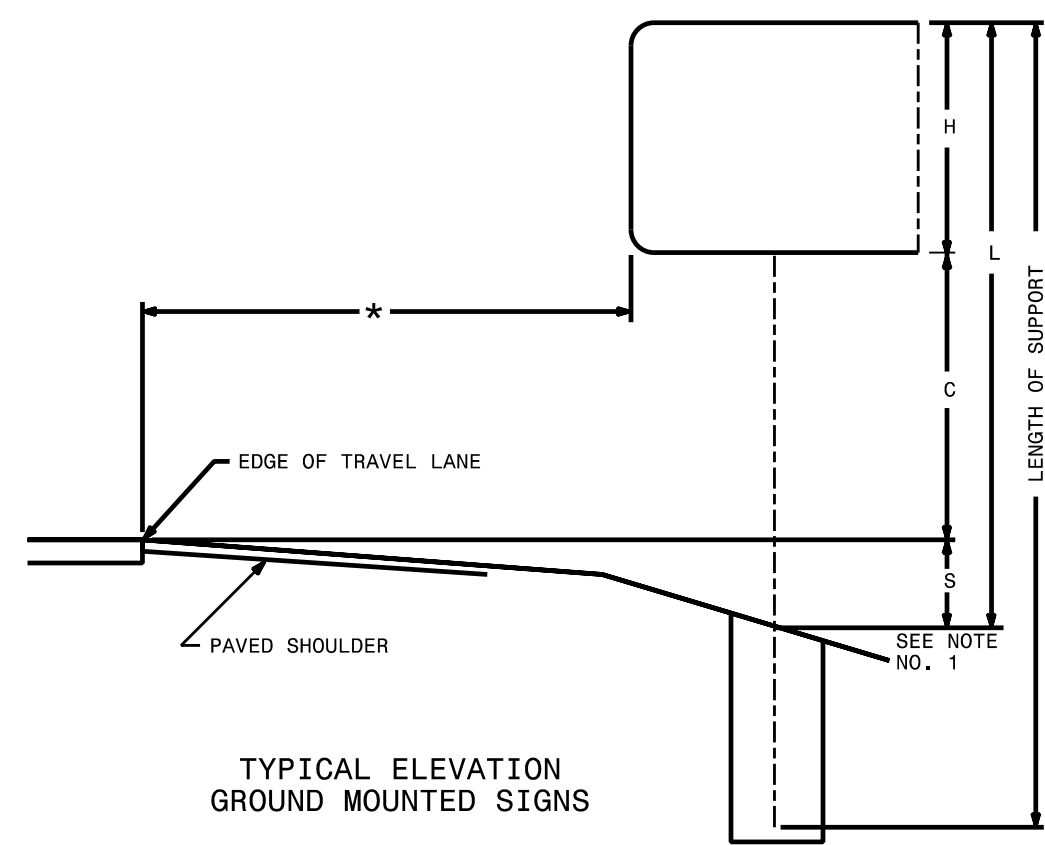
NUMBER	SIGN TYPE	SIGN SIZE (in.)			ROADWAY STATION	NUMBER OF SUPPORTS	BEAM SECTION	SUPPORT TYPE BA or S	OMNI COUPLER	ATTACHMENT METHOD	MOUNTING METHOD	HORIZONTAL CLEARANCE* (ft.)	SUPPORT SPACING	LENGTH (ft)			LEFT SUPPORT (ft)			CENTER SUPPORT (ft)			RIGHT SUPPORT (ft)			SUPPORT WEIGHTS		FOOTINGS				FIELD VERIFIED SEE NOTE 2 (mm/dd/yy)
		w	x	h										SNS HT "H"	MTG HT "C"	EMBED-MENT	S	L	LENGTH	S	L	LENGTH	S	L	LENGTH	B/A (lbs.)	SIMPLE (lbs.)	DIAMETER (ft.)	DEPTH (ft.)	REINFORCED (c.y.)	PLAIN (c.y.)	
916	A	180	x	120	-WBL- 934+00	2	W8x18	BA	N/A	N/A	N/A	32.00	8.79	10.00	7.71	4.5	2.76	20.47	24.97	0.00	0.00	0.00	-0.71	17.00	21.5	976.46	0.00	2.0	5	1.16	0.00	_____
917	A	180	x	120	-WBL- 942+00	2	W8x21	BA	N/A	N/A	N/A	28.00	8.79	10.00	7.00	4.5	4.11	21.11	25.61	0.00	0.00	0.00	6.17	23.17	27.67	1264.88	0.00	2.0	5	1.16	0.00	_____
918	A	180	x	72	-WBL- 990+50	2	W6x16	BA	N/A	N/A	N/A	25.00	8.79	6.00	7.00	4.5	2.44	15.44	19.94	0.00	0.00	0.00	0.64	13.64	18.14	703.28	0.00	1.5	5	0.65	0.00	_____
919	B	90	x	48	-Y15RPC- 17+00 LT	2	S4x7.7	BA	N/A	N/A	N/A	18.00	4.40	4.00	7.00	3.5	3.18	14.18	17.68	0.00	0.00	0.00	2.58	13.58	17.08	307.65	0.00	1.0	4	0.00	0.23	_____
920	A	90	x	72	-Y15RPC- 17+00	2	W6x12	BA	N/A	N/A	N/A	21.00	4.40	6.00	7.00	3.0	3.25	16.25	19.25	0.00	0.00	0.00	5.45	18.45	21.45	566.40	0.00	1.5	3.5	0.46	0.00	_____
921	A	90	x	72	-Y15RPC- 18+50	2	S4x7.7	BA	N/A	N/A	N/A	21.00	4.40	6.00	7.00	3.0	1.39	14.39	17.39	0.00	0.00	0.00	1.78	14.78	17.78	310.81	0.00	1.0	3.5	0.00	0.20	_____
922	B	90	x	48	-Y15RPC- 18+50 LT	2	S4x7.7	BA	N/A	N/A	N/A	18.00	4.40	4.00	7.00	3.0	1.92	12.92	15.92	0.00	0.00	0.00	1.35	12.35	15.35	280.78	0.00	1.0	3.5	0.00	0.20	_____
923	B	90	x	48	-Y15RPA- 17+50 LT	2	S4x7.7	BA	N/A	N/A	N/A	18.00	4.40	4.00	7.00	3.0	1.59	12.59	15.59	0.00	0.00	0.00	1.58	12.58	15.58	280.01	0.00	1.0	3.5	0.00	0.20	_____
924	A	90	x	72	-Y15RPA- 17+50	2	S4x7.7	BA	N/A	N/A	N/A	18.00	4.40	6.00	7.00	3.5	1.80	14.80	18.3	0.00	0.00	0.00	2.53	15.53	19.03	327.44	0.00	1.0	4	0.00	0.23	_____
925	A	90	x	72	-Y15RPA- 19+00	2	S4x7.7	BA	N/A	N/A	N/A	18.00	4.40	6.00	7.00	3.5	1.78	14.78	18.28	0.00	0.00	0.00	2.51	15.51	19.01	327.13	0.00	1.0	4	0.00	0.23	_____
926	B	90	x	48	-Y15RPA- 19+00 LT	2	S4x7.7	BA	N/A	N/A	N/A	16.00	4.40	4.00	7.00	3.5	2.46	13.46	16.96	0.00	0.00	0.00	1.72	12.72	16.22	295.49	0.00	1.0	4	0.00	0.23	_____
927	A	180	x	120	-L- 1052+00 LT	2	W8x21	BA	N/A	N/A	N/A	19.00	8.79	10.00	7.00	4.5	2.65	19.65	24.15	0.00	0.00	0.00	7.05	24.05	28.55	1252.70	0.00	2.0	5	1.16	0.00	_____
928	A	180	x	72	-L- 1038+00 LT	2	W6x16	BA	N/A	N/A	N/A	20.00	8.79	6.00	7.00	4.5	1.03	14.03	18.53	0.00	0.00	0.00	1.77	14.77	19.27	698.80	0.00	1.5	5	0.65	0.00	_____
929	A	180	x	120	-L- 1060+00 LT	2	W10x26	BA	N/A	N/A	N/A	21.00	8.79	10.00	7.00	4.5	4.13	21.13	25.63	0.00	0.00	0.00	8.53	25.53	30.03	1727.16	0.00	2.5	5	1.82	0.00	_____
930	A	180	x	72	-EBL- 1102+50 LT	2	W8x18	BA	N/A	N/A	N/A	21.00	8.79	6.00	7.93	4.5	-0.93	13.00	17.50	0.00	0.00	0.00	4.77	18.70	23.20	872.60	0.00	2.0	5	1.16	0.00	_____
931	A	180	x	72	-L- 1213+50	2	W10x22	BA	N/A	N/A	N/A	21.00	8.79	6.00	7.00	4.5	4.25	17.25	21.75	0.00	0.00	0.00	8.65	21.65	26.15	1291.80	0.00	2.5	5	1.82	0.00	_____
932	A	180	x	120	-L- 1233+00	2	W8x18	BA	N/A	N/A	N/A	30.00	8.79	10.00	7.00	4.5	3.58	20.58	25.08	0.00	0.00	0.00	5.16	22.16	26.66	1071.32	0.00	2.0	5	1.16	0.00	_____

TOTAL 30538.79 TOTAL 10133.53 TOTAL 35.25 TOTAL 6.17  
 USE: 30539.00 10134.00 36.00 7.00

TIP NO. I-4700	SHEET NO. SIGN-2B
APPROVED: <i>Andrew D. Klinkosick</i> E3079F84596E448	
DATE: 1/28/2019	
SEAL	
	
DOCUMENT NOT CONSIDERED FINAL UNLESS ALL SIGNATURES COMPLETED	

NOTES:


- DIMENSION "S" REPRESENTS AN INCREASE (+), OR A DECREASE (-) IN POLE LENGTH, RELATIVE TO THE ELEVATION OF THE EDGE OF TRAVEL LANE.
- FIELD VERIFICATIONS SHALL BE REQUIRED FOR ALL SUPPORTS, SEE (\*) ARTICLE 903-3. FABRICATORS SHALL BE AISC CERTIFIED IN CATEGORY 1, SEE (\*) ARTICLE 1072-1. (\*) = N.C.D.O.T. STANDARD SPECIFICATIONS FOR ROADS AND STRUCTURES
- PLAN LOCATIONS FOR EXISTING UTILITIES ARE BASED ON THE BEST AVAILABLE INFORMATION AND, THEREFORE MAY NOT BE PRECISELY ACCURATE. THEREFORE, IT IS INCUMBENT UPON THE CONTRACTOR TO DETERMINE THE EXACT LOCATION OF UTILITIES BEFORE BEGINNING WORK IN A LOCATION.

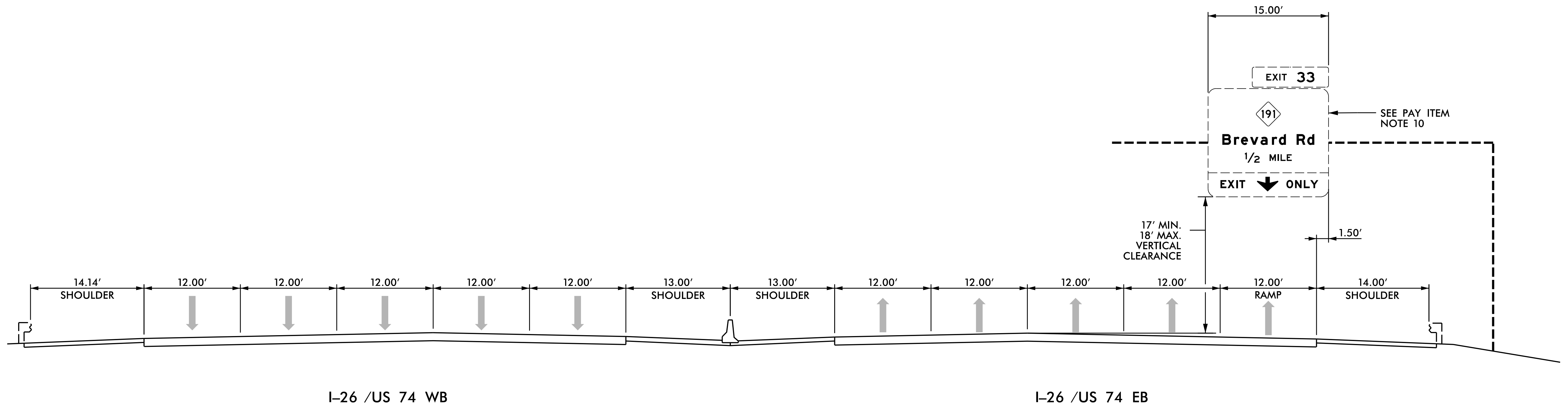


**HNTB**  
 HNTB NORTH CAROLINA, P.C.  
 343 E. Six Forks Road, Suite 200  
 Raleigh, North Carolina 27609  
 NC License No: C-1554  
 (919) 546-8997

**TYPE A AND TYPE B  
GROUND MOUNTED SIGNS**



TIP NO. I-4700	SHEET NO. SIGN-3
APPROVED: <i>Andrew D. Klink-Siek</i> <small>E-0178FB490E448</small>	
DATE: 1/28/2019	
	
DOCUMENT NOT CONSIDERED FINAL UNLESS ALL SIGNATURES COMPLETED	




**I-5504  
OVERHEAD SIGN STRUCTURE 'C'**

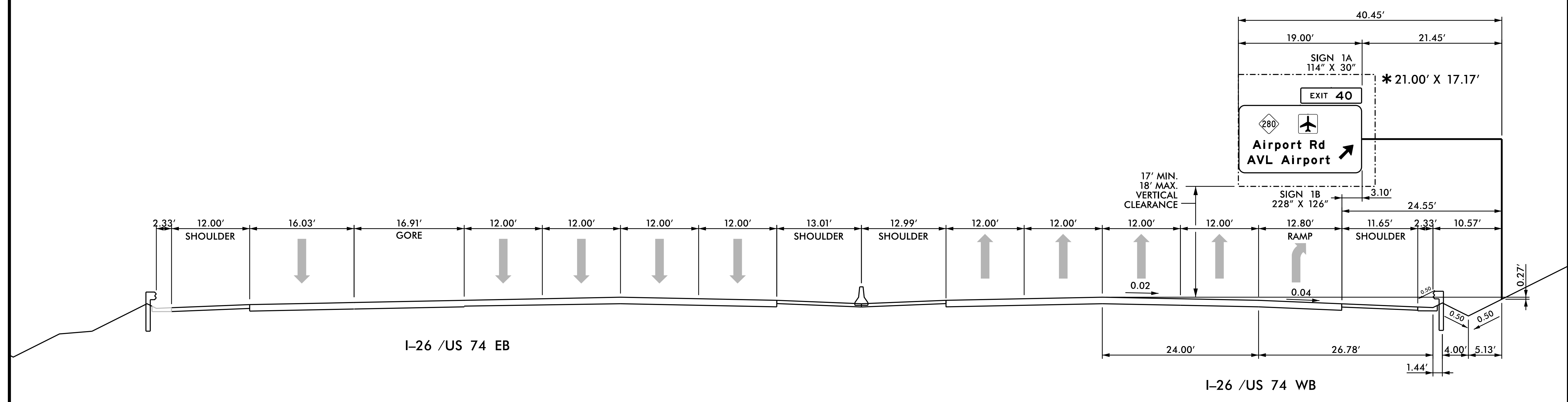
NOTES:

- SEE STANDARD 904-3(B)(3) FOR REQUIREMENTS OF NEW STRUCTURAL MEMBERS, MOUNTING HARDWARE FOR NEW SIGNS, SHOP DRAWINGS, BRACING AND ACCESSORY HARDWARE FOR ATTACHMENTS.
- SEE NCDOT STANDARD SPECIFICATIONS, SECTION 1076-6 FOR REPAIR OF GALVANIZING.
- ERECT PROPOSED PRIMARY SIGN CENTER JUSTIFIED ON EXISTING HORIZONTAL MEMBER WITH 17' MINIMUM VERTICAL CLEARANCE.

**HNTB**  
 HNTB NORTH CAROLINA, P.C.  
 343 E. Six Forks Road, Suite 200  
 Raleigh, North Carolina 27609  
 NC License No: C-1554  
 (919) 546-8997

**EXISTING  
OVERHEAD SIGN STRUCTURE 'AA'  
I-26/US 74 EB**

TIP NO. I-4700	SHEET NO. SIGN-3A
APPROVED: <i>Andrew D. Klinkerich</i> E3078F84586E44B	
DATE: 1/28/2019	
SEAL	
	
DOCUMENT NOT CONSIDERED FINAL UNLESS ALL SIGNATURES COMPLETED	



NOTES:


- IF THE CONTRACTOR BIDS ALUMINUM SIGN STRUCTURE, EACH SHALL BE PROVIDED WITH AN APPROVED HIGHWAY TRUSS DAMPER DEVICE IN ACCORDANCE WITH AASHTO SPECIFICATIONS.
- MOUNT SIGNS VERTICALLY CENTERED ON HORIZONTAL MEMBER OF STRUCTURE.
- FIELD VERIFICATION SHALL BE REQUIRED FOR ALL FOOTING ELEVATIONS, PER THE LATEST NCDOT STANDARD SPECIFICATIONS FOR ROADS AND STRUCTURES. PROVIDE FIELD VERIFICATION TO THE SIGNING SECTION.
- THE TOP OF THE FOOTING SHALL EXTEND AT LEAST 4 INCHES AND NOT MORE THAN 24 INCHES ABOVE THE HIGHEST POINT OF THE GROUND SURFACE AT THE FOOTING.
- SIGN HANGERS AND ATTACHMENT HARDWARE SHALL BE PROVIDED AND INSTALLED ON THE ASSEMBLY TO ACCOMMODATE ALL SIGNS SHOWN IN THIS PLAN SHEET.
- DESIGN AND CONSTRUCTION REQUIREMENTS FOR SIGN STRUCTURES SHALL ACCOMMODATE WIND VELOCITY OF 90 M.P.H.

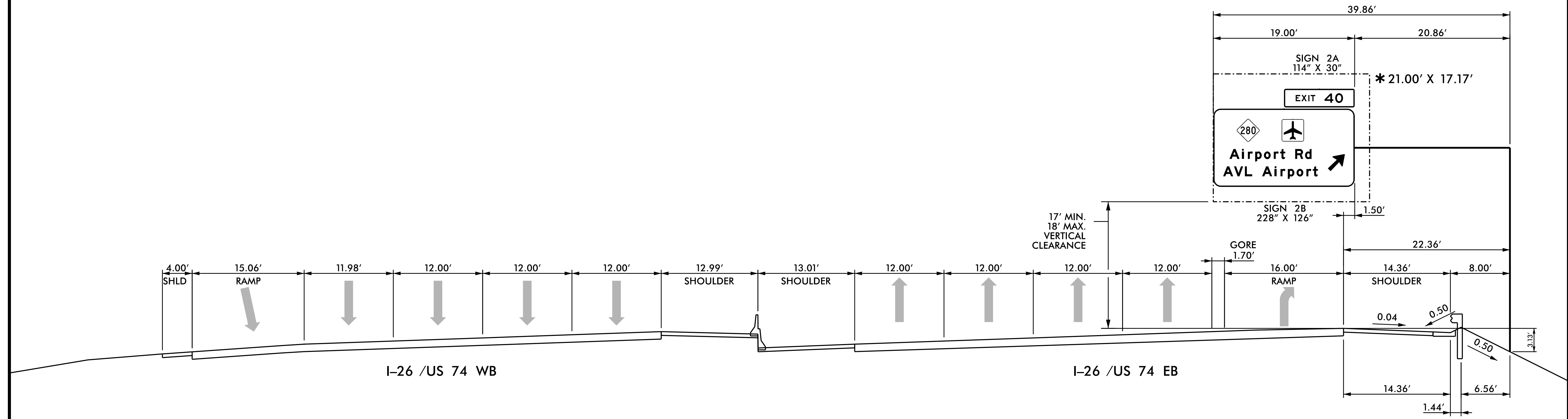
\* THESE DIMENSIONS SHALL BE USED FOR WIND LOAD AND DEAD LOAD COMPUTATIONS IN DESIGN OF STRUCTURE AND FOOTINGS. DESIGN AND CONSTRUCTION REQUIREMENTS FOR SIGN STRUCTURES SHALL ACCOMMODATE WIND VELOCITY OF 90 M.P.H.

**HNTB**  
 HNTB NORTH CAROLINA, P.C.  
 343 E. Six Forks Road, Suite 200  
 Raleigh, North Carolina 27609  
 NC License No: C-1554  
 (919) 546-8997

**OVERHEAD SIGN STRUCTURE 'A'**  
**-L- STA. 838+75**



TIP NO. I-4700	SHEET NO. SIGN-3B
APPROVED: <i>Andrew D. Klinkerich</i> E3078F84586E44B	
DATE: 1/28/2019	
SEAL	
	
DOCUMENT NOT CONSIDERED FINAL UNLESS ALL SIGNATURES COMPLETED	




**NOTES:**

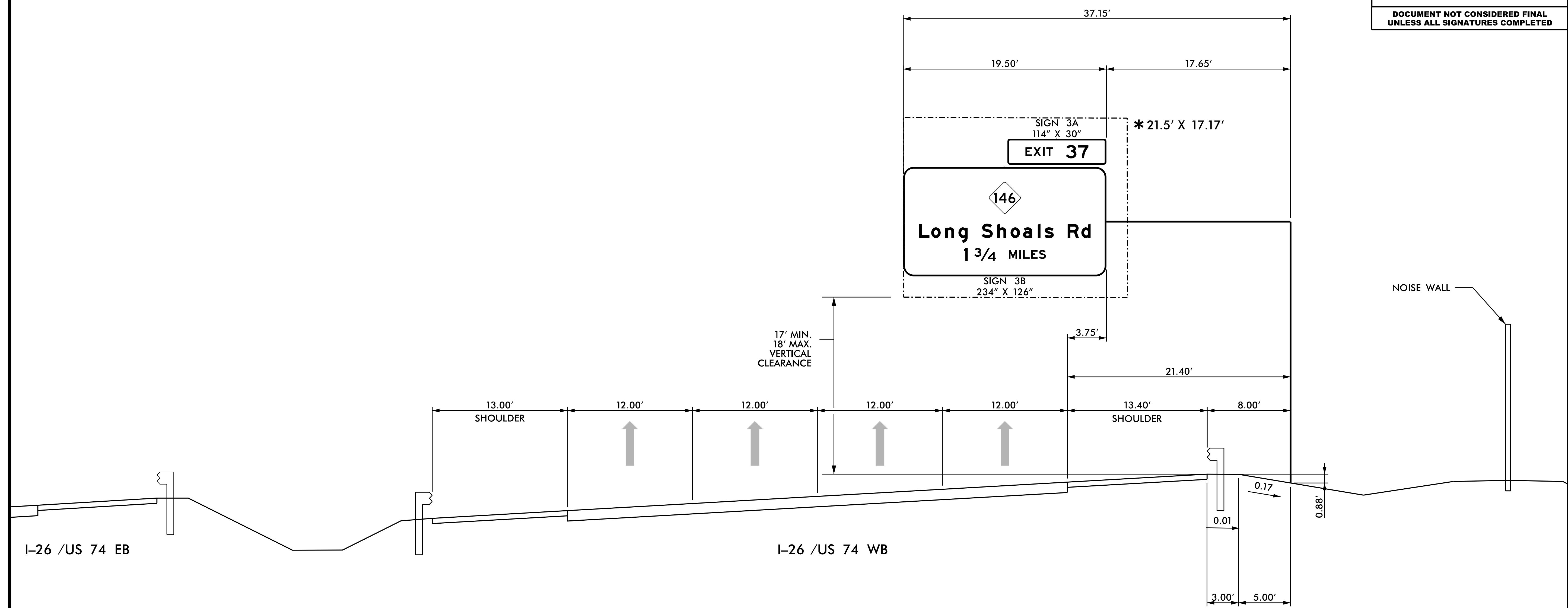
- IF THE CONTRACTOR BIDS ALUMINUM SIGN STRUCTURE, EACH SHALL BE PROVIDED WITH AN APPROVED HIGHWAY TRUSS DAMPER DEVICE IN ACCORDANCE WITH AASHTO SPECIFICATIONS.
- MOUNT SIGNS VERTICALLY CENTERED ON HORIZONTAL MEMBER OF STRUCTURE.
- FIELD VERIFICATION SHALL BE REQUIRED FOR ALL FOOTING ELEVATIONS, PER THE LATEST NCDOT STANDARD SPECIFICATIONS FOR ROADS AND STRUCTURES. PROVIDE FIELD VERIFICATION TO THE SIGNING SECTION.
- THE TOP OF THE FOOTING SHALL EXTEND AT LEAST 4 INCHES AND NOT MORE THAN 24 INCHES ABOVE THE HIGHEST POINT OF THE GROUND SURFACE AT THE FOOTING.
- SIGN HANGERS AND ATTACHMENT HARDWARE SHALL BE PROVIDED AND INSTALLED ON THE ASSEMBLY TO ACCOMMODATE ALL SIGNS SHOWN IN THIS PLAN SHEET.
- DESIGN AND CONSTRUCTION REQUIREMENTS FOR SIGN STRUCTURES SHALL ACCOMMODATE WIND VELOCITY OF 90 M.P.H.

\* THESE DIMENSIONS SHALL BE USED FOR WIND LOAD AND DEAD LOAD COMPUTATIONS IN DESIGN OF STRUCTURE AND FOOTINGS. DESIGN AND CONSTRUCTION REQUIREMENTS FOR SIGN STRUCTURES SHALL ACCOMMODATE WIND VELOCITY OF 90 M.P.H.

**HNTB**  
 HNTB NORTH CAROLINA, P.C.  
 343 E. Six Forks Road, Suite 200  
 Raleigh, North Carolina 27609  
 NC License No: C-1554  
 (919) 546-8997

**OVERHEAD SIGN STRUCTURE 'B'**  
**-L- STA. 860+50 LT**

TIP NO. I-4700	SHEET NO. SIGN-3C
APPROVED: <i>Andrew D. Klinkosich</i> E3078F84586E44B	
DATE: 1/28/2019	
SEAL	
	
DOCUMENT NOT CONSIDERED FINAL UNLESS ALL SIGNATURES COMPLETED	



NOTES:


- IF THE CONTRACTOR BIDS ALUMINUM SIGN STRUCTURE, EACH SHALL BE PROVIDED WITH AN APPROVED HIGHWAY TRUSS DAMPER DEVICE IN ACCORDANCE WITH AASHTO SPECIFICATIONS.
- MOUNT SIGNS VERTICALLY CENTERED ON HORIZONTAL MEMBER OF STRUCTURE.
- FIELD VERIFICATION SHALL BE REQUIRED FOR ALL FOOTING ELEVATIONS, PER THE LATEST NCDOT STANDARD SPECIFICATIONS FOR ROADS AND STRUCTURES. PROVIDE FIELD VERIFICATION TO THE SIGNING SECTION.
- THE TOP OF THE FOOTING SHALL EXTEND AT LEAST 4 INCHES AND NOT MORE THAN 24 INCHES ABOVE THE HIGHEST POINT OF THE GROUND SURFACE AT THE FOOTING.
- SIGN HANGERS AND ATTACHMENT HARDWARE SHALL BE PROVIDED AND INSTALLED ON THE ASSEMBLY TO ACCOMMODATE ALL SIGNS SHOWN IN THIS PLAN SHEET.
- DESIGN AND CONSTRUCTION REQUIREMENTS FOR SIGN STRUCTURES SHALL ACCOMMODATE WIND VELOCITY OF 90 M.P.H.

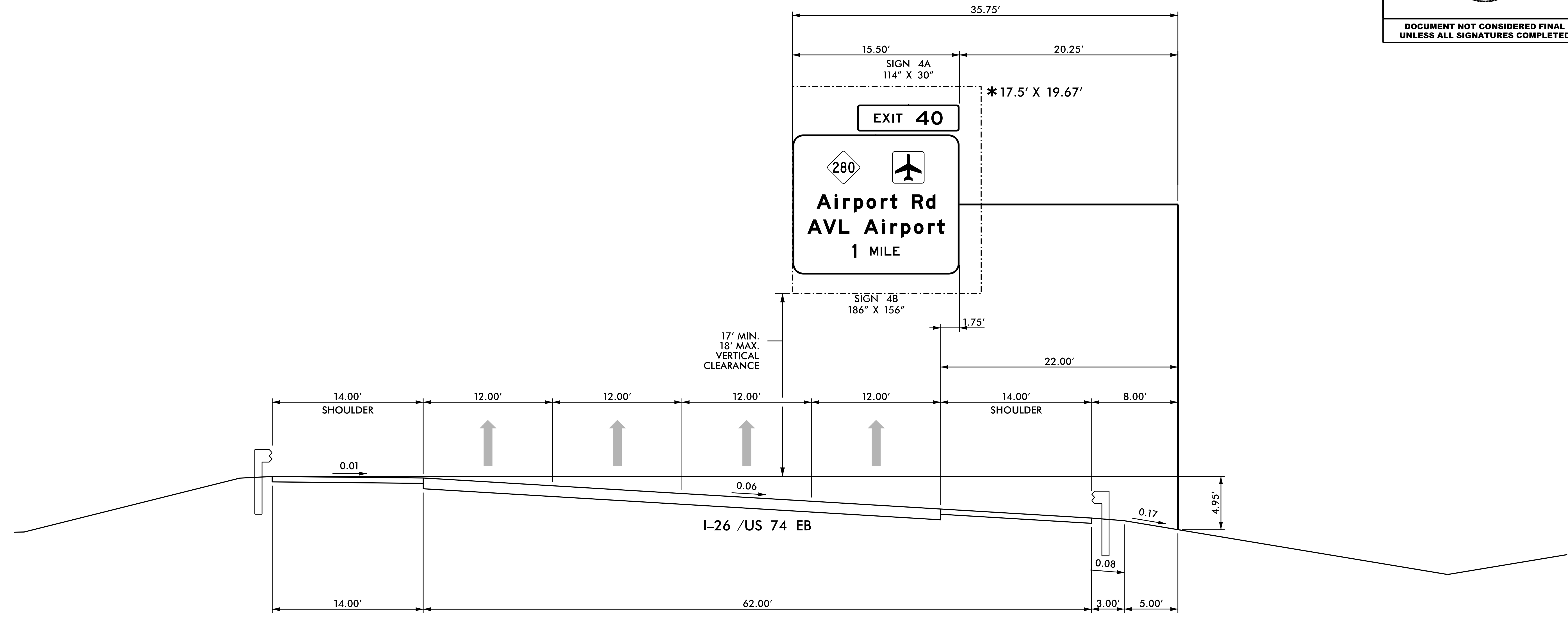
\* THESE DIMENSIONS SHALL BE USED FOR WIND LOAD AND DEAD LOAD COMPUTATIONS IN DESIGN OF STRUCTURE AND FOOTINGS. DESIGN AND CONSTRUCTION REQUIREMENTS FOR SIGN STRUCTURES SHALL ACCOMMODATE WIND VELOCITY OF 90 M.P.H.

**HNTB**  
HNTB NORTH CAROLINA, P.C.  
343 E. Six Forks Road, Suite 200  
Raleigh, North Carolina 27609  
NC License No: C-1554  
(919) 546-8997

**OVERHEAD SIGN STRUCTURE 'C'**  
**-WBL- STA. 911+00**



TIP NO. I-4700	SHEET NO. SIGN-3D
APPROVED: <i>Andrew D. Klinkovich</i> E3078F84586E44B	
DATE: 1/28/2019	
SEAL	
	
DOCUMENT NOT CONSIDERED FINAL UNLESS ALL SIGNATURES COMPLETED	




**NOTES:**

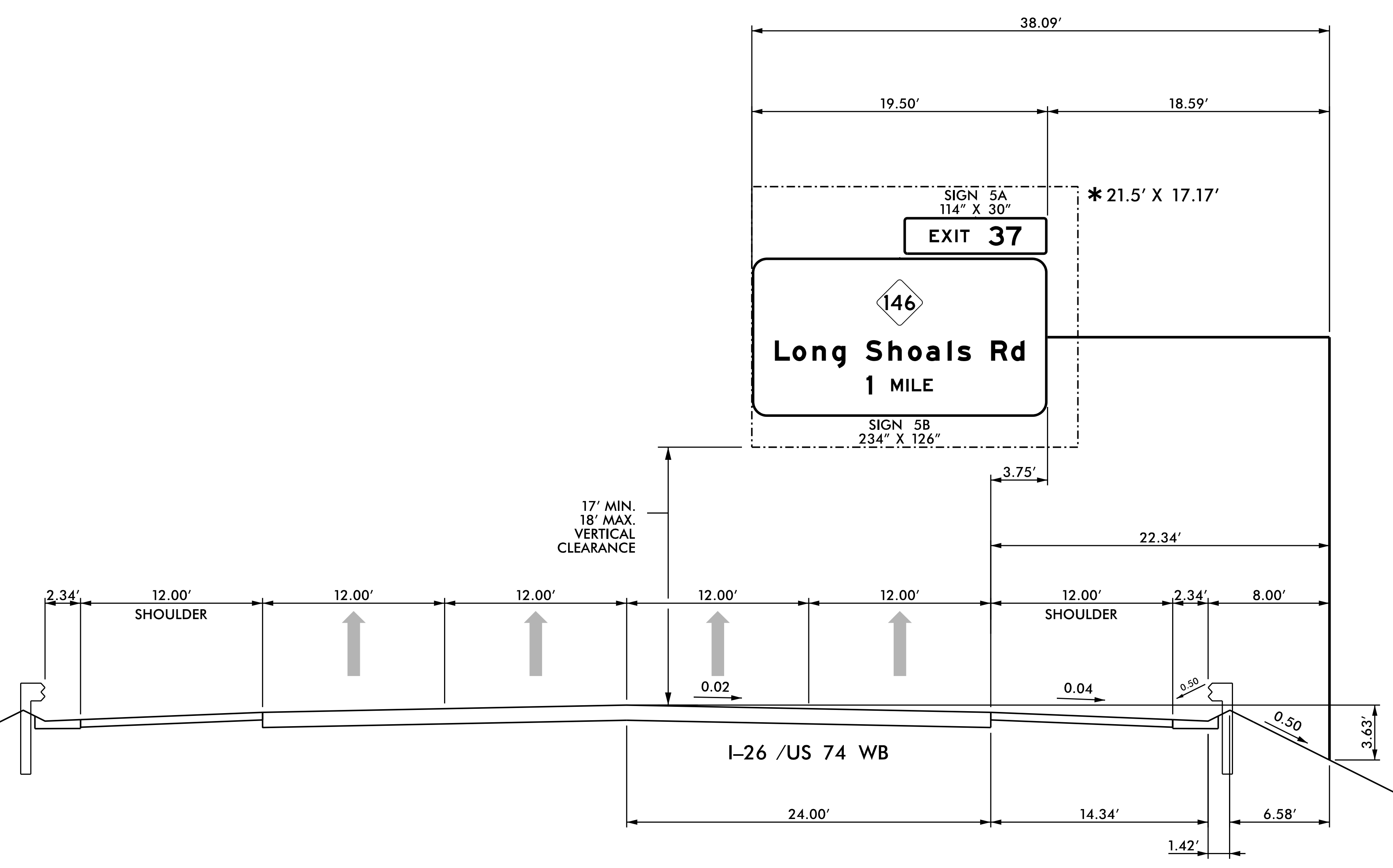
- IF THE CONTRACTOR BIDS ALUMINUM SIGN STRUCTURE, EACH SHALL BE PROVIDED WITH AN APPROVED HIGHWAY TRUSS DAMPER DEVICE IN ACCORDANCE WITH AASHTO SPECIFICATIONS.
- MOUNT SIGNS VERTICALLY CENTERED ON HORIZONTAL MEMBER OF STRUCTURE.
- FIELD VERIFICATION SHALL BE REQUIRED FOR ALL FOOTING ELEVATIONS, PER THE LATEST NCDOT STANDARD SPECIFICATIONS FOR ROADS AND STRUCTURES. PROVIDE FIELD VERIFICATION TO THE SIGNING SECTION.
- THE TOP OF THE FOOTING SHALL EXTEND AT LEAST 4 INCHES AND NOT MORE THAN 24 INCHES ABOVE THE HIGHEST POINT OF THE GROUND SURFACE AT THE FOOTING.
- SIGN HANGERS AND ATTACHMENT HARDWARE SHALL BE PROVIDED AND INSTALLED ON THE ASSEMBLY TO ACCOMMODATE ALL SIGNS SHOWN IN THIS PLAN SHEET.
- DESIGN AND CONSTRUCTION REQUIREMENTS FOR SIGN STRUCTURES SHALL ACCOMMODATE WIND VELOCITY OF 90 M.P.H.

\*THESE DIMENSIONS SHALL BE USED FOR WIND LOAD AND DEAD LOAD COMPUTATIONS IN DESIGN OF STRUCTURE AND FOOTINGS. DESIGN AND CONSTRUCTION REQUIREMENTS FOR SIGN STRUCTURES SHALL ACCOMMODATE WIND VELOCITY OF 90 M.P.H.

**HNTB**  
 HNTB NORTH CAROLINA, P.C.  
 343 E. Six Forks Road, Suite 200  
 Raleigh, North Carolina 27609  
 NC License No: C-1554  
 (919) 546-8997

**OVERHEAD SIGN STRUCTURE 'D'  
 -EBL- STA. 916+00 LT**

TIP NO. I-4700	SHEET NO. SIGN-3E
APPROVED: <i>Andrew D. Klinkovich</i> E3078F84586E44B	
DATE: 1/28/2019	
SEAL	
	
DOCUMENT NOT CONSIDERED FINAL UNLESS ALL SIGNATURES COMPLETED	




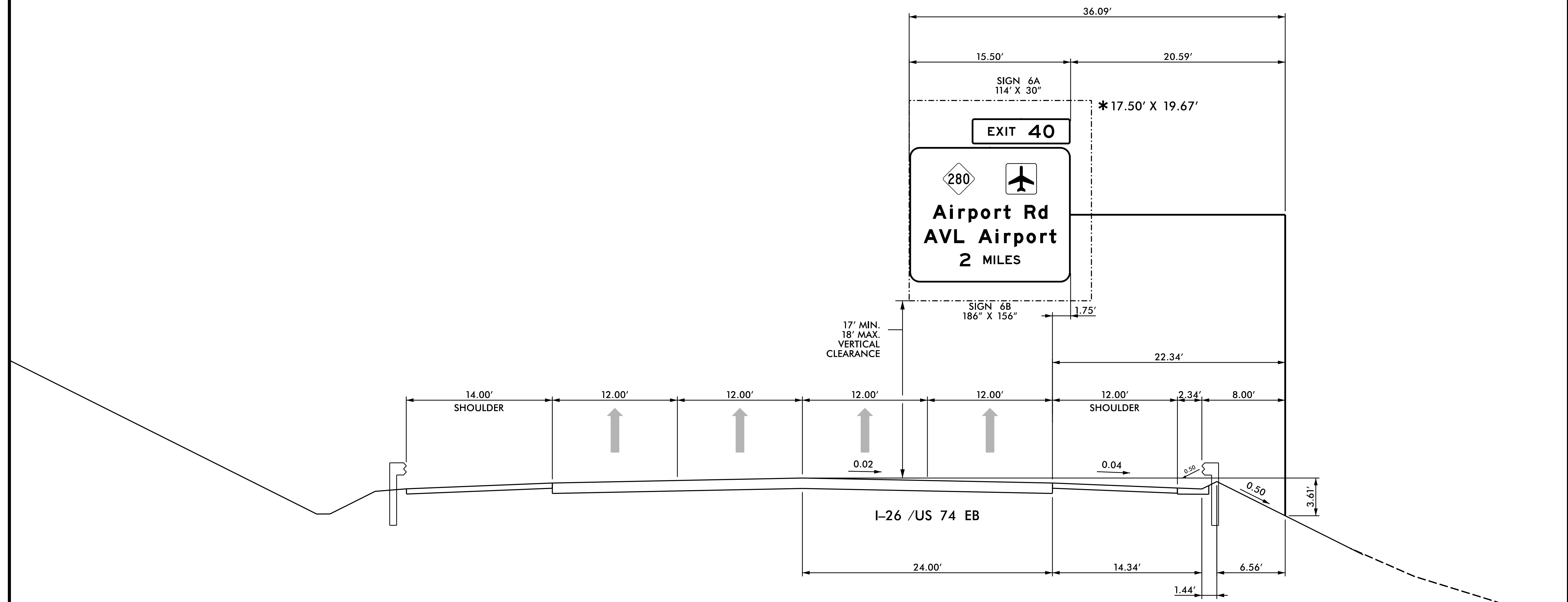
**NOTES:**

- IF THE CONTRACTOR BIDS ALUMINUM SIGN STRUCTURE, EACH SHALL BE PROVIDED WITH AN APPROVED HIGHWAY TRUSS DAMPER DEVICE IN ACCORDANCE WITH AASHTO SPECIFICATIONS.
- MOUNT SIGNS VERTICALLY CENTERED ON HORIZONTAL MEMBER OF STRUCTURE.
- FIELD VERIFICATION SHALL BE REQUIRED FOR ALL FOOTING ELEVATIONS, PER THE LATEST NCDOT STANDARD SPECIFICATIONS FOR ROADS AND STRUCTURES. PROVIDE FIELD VERIFICATION TO THE SIGNING SECTION.
- THE TOP OF THE FOOTING SHALL EXTEND AT LEAST 4 INCHES AND NOT MORE THAN 24 INCHES ABOVE THE HIGHEST POINT OF THE GROUND SURFACE AT THE FOOTING.
- SIGN HANGERS AND ATTACHMENT HARDWARE SHALL BE PROVIDED AND INSTALLED ON THE ASSEMBLY TO ACCOMMODATE ALL SIGNS SHOWN IN THIS PLAN SHEET.
- DESIGN AND CONSTRUCTION REQUIREMENTS FOR SIGN STRUCTURES SHALL ACCOMMODATE WIND VELOCITY OF 90 M.P.H.

\*THESE DIMENSIONS SHALL BE USED FOR WIND LOAD AND DEAD LOAD COMPUTATIONS IN DESIGN OF STRUCTURE AND FOOTINGS. DESIGN AND CONSTRUCTION REQUIREMENTS FOR SIGN STRUCTURES SHALL ACCOMMODATE WIND VELOCITY OF 90 M.P.H.



TIP NO. I-4700	SHEET NO. SIGN-3F
APPROVED: <i>Andrew D. Klinkerick</i> E3078F84586E44B	
DATE: 1/28/2019	
SEAL	
	
DOCUMENT NOT CONSIDERED FINAL UNLESS ALL SIGNATURES COMPLETED	




NOTES:

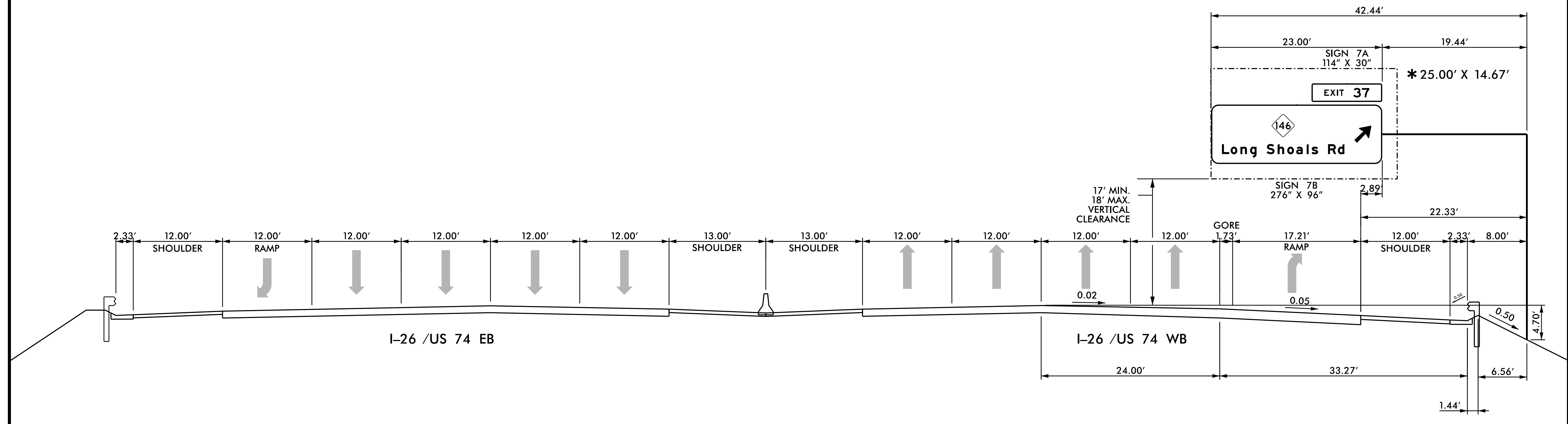
- IF THE CONTRACTOR BIDS ALUMINUM SIGN STRUCTURE, EACH SHALL BE PROVIDED WITH AN APPROVED HIGHWAY TRUSS DAMPER DEVICE IN ACCORDANCE WITH AASHTO SPECIFICATIONS.
- MOUNT SIGNS VERTICALLY CENTERED ON HORIZONTAL MEMBER OF STRUCTURE.
- FIELD VERIFICATION SHALL BE REQUIRED FOR ALL FOOTING ELEVATIONS, PER THE LATEST NCDOT STANDARD SPECIFICATIONS FOR ROADS AND STRUCTURES. PROVIDE FIELD VERIFICATION TO THE SIGNING SECTION.
- THE TOP OF THE FOOTING SHALL EXTEND AT LEAST 4 INCHES AND NOT MORE THAN 24 INCHES ABOVE THE HIGHEST POINT OF THE GROUND SURFACE AT THE FOOTING.
- SIGN HANGERS AND ATTACHMENT HARDWARE SHALL BE PROVIDED AND INSTALLED ON THE ASSEMBLY TO ACCOMMODATE ALL SIGNS SHOWN IN THIS PLAN SHEET.
- DESIGN AND CONSTRUCTION REQUIREMENTS FOR SIGN STRUCTURES SHALL ACCOMMODATE WIND VELOCITY OF 90 M.P.H.

\*THESE DIMENSIONS SHALL BE USED FOR WIND LOAD AND DEAD LOAD COMPUTATIONS IN DESIGN OF STRUCTURE AND FOOTINGS. DESIGN AND CONSTRUCTION REQUIREMENTS FOR SIGN STRUCTURES SHALL ACCOMMODATE WIND VELOCITY OF 90 M.P.H.

**HNTB**  
HNTB NORTH CAROLINA, P.C.  
343 E. Six Forks Road, Suite 200  
Raleigh, North Carolina 27609  
NC License No: C-1554  
(919) 546-8997

**OVERHEAD SIGN STRUCTURE 'F'  
-EBL- STA. 966+50 LT**

TIP NO. I-4700	SHEET NO. SIGN-3G
APPROVED: <i>Andrew D. Klinkerich</i> E3078F84586E44B	
DATE: 1/28/2019	
	
DOCUMENT NOT CONSIDERED FINAL UNLESS ALL SIGNATURES COMPLETED	




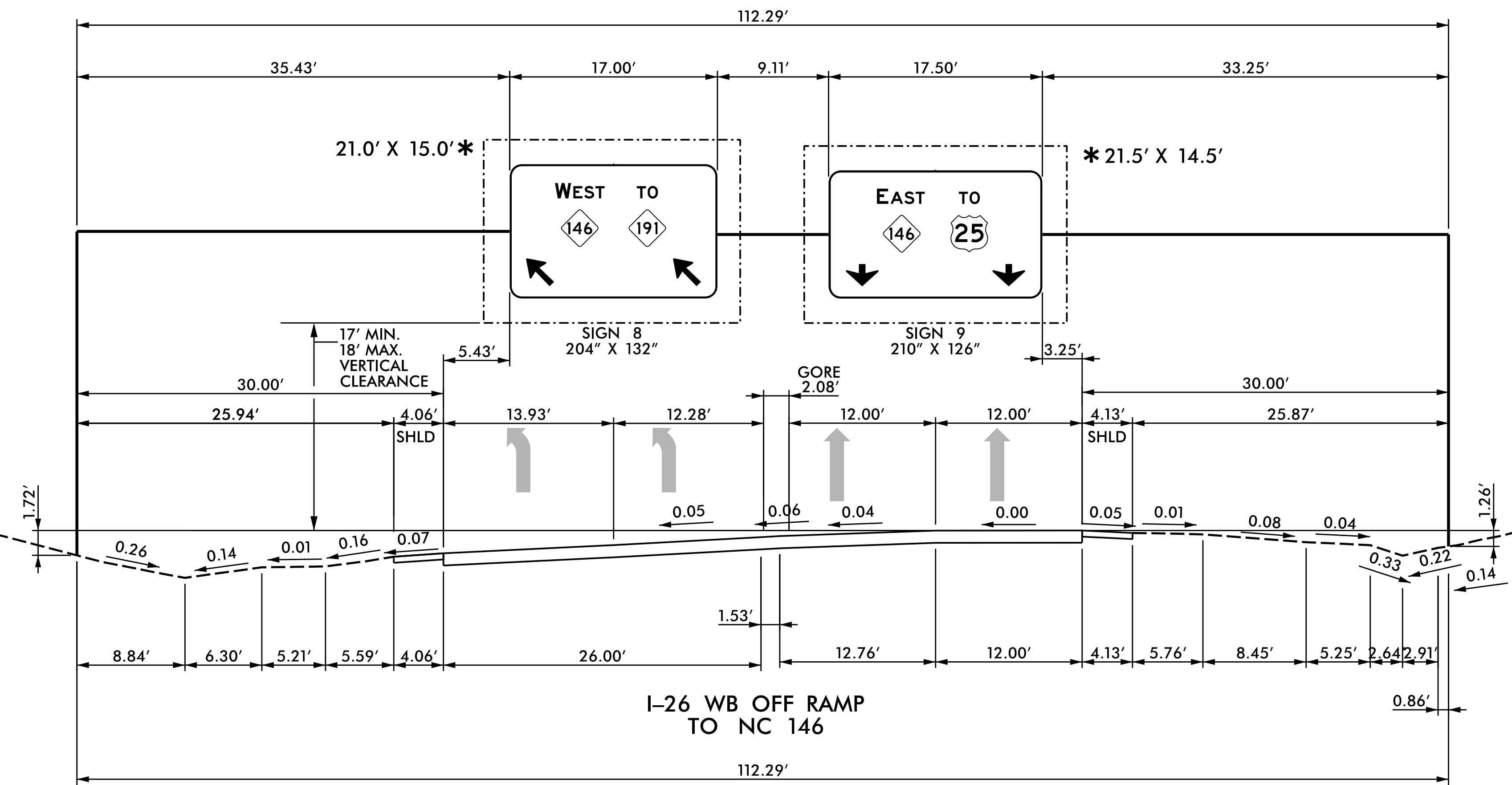
**NOTES:**

- IF THE CONTRACTOR BIDS ALUMINUM SIGN STRUCTURE, EACH SHALL BE PROVIDED WITH AN APPROVED HIGHWAY TRUSS DAMPER DEVICE IN ACCORDANCE WITH AASHTO SPECIFICATIONS.
- MOUNT SIGNS VERTICALLY CENTERED ON HORIZONTAL MEMBER OF STRUCTURE.
- FIELD VERIFICATION SHALL BE REQUIRED FOR ALL FOOTING ELEVATIONS, PER THE LATEST NCDOT STANDARD SPECIFICATIONS FOR ROADS AND STRUCTURES. PROVIDE FIELD VERIFICATION TO THE SIGNING SECTION.
- THE TOP OF THE FOOTING SHALL EXTEND AT LEAST 4 INCHES AND NOT MORE THAN 24 INCHES ABOVE THE HIGHEST POINT OF THE GROUND SURFACE AT THE FOOTING.
- SIGN HANGERS AND ATTACHMENT HARDWARE SHALL BE PROVIDED AND INSTALLED ON THE ASSEMBLY TO ACCOMMODATE ALL SIGNS SHOWN IN THIS PLAN SHEET.
- DESIGN AND CONSTRUCTION REQUIREMENTS FOR SIGN STRUCTURES SHALL ACCOMMODATE WIND VELOCITY OF 90 M.P.H.

\*THESE DIMENSIONS SHALL BE USED FOR WIND LOAD AND DEAD LOAD COMPUTATIONS IN DESIGN OF STRUCTURE AND FOOTINGS. DESIGN AND CONSTRUCTION REQUIREMENTS FOR SIGN STRUCTURES SHALL ACCOMMODATE WIND VELOCITY OF 90 M.P.H.

**OVERHEAD SIGN STRUCTURE 'G'  
-L- STA. 1001+50**

TIP NO. I-4700	SHEET NO. SIGN-3H
APPROVED: <i>Andrew D. Klincksiek</i> E-0078F8496E44B	
DATE: 2/28/2019	
SEAL	
	
DOCUMENT NOT CONSIDERED FINAL UNLESS ALL SIGNATURES COMPLETED	



**NOTES:**


- IF THE CONTRACTOR BIDS ALUMINUM SIGN STRUCTURE, EACH SHALL BE PROVIDED WITH AN APPROVED HIGHWAY TRUSS DAMPER DEVICE IN ACCORDANCE WITH AASHTO SPECIFICATIONS.
- MOUNT SIGNS VERTICALLY CENTERED ON HORIZONTAL MEMBER OF STRUCTURE.
- FIELD VERIFICATION SHALL BE REQUIRED FOR ALL FOOTING ELEVATIONS, PER THE LATEST NCDOT STANDARD SPECIFICATIONS FOR ROADS AND STRUCTURES. PROVIDE FIELD VERIFICATION TO THE SIGNING SECTION.
- THE TOP OF THE FOOTING SHALL EXTEND AT LEAST 4 INCHES AND NOT MORE THAN 24 INCHES ABOVE THE HIGHEST POINT OF THE GROUND SURFACE AT THE FOOTING.
- SIGN HANGERS AND ATTACHMENT HARDWARE SHALL BE PROVIDED AND INSTALLED ON THE ASSEMBLY TO ACCOMMODATE ALL SIGNS SHOWN IN THIS PLAN SHEET.
- DESIGN AND CONSTRUCTION REQUIREMENTS FOR SIGN STRUCTURES SHALL ACCOMMODATE WIND VELOCITY OF 90 M.P.H.

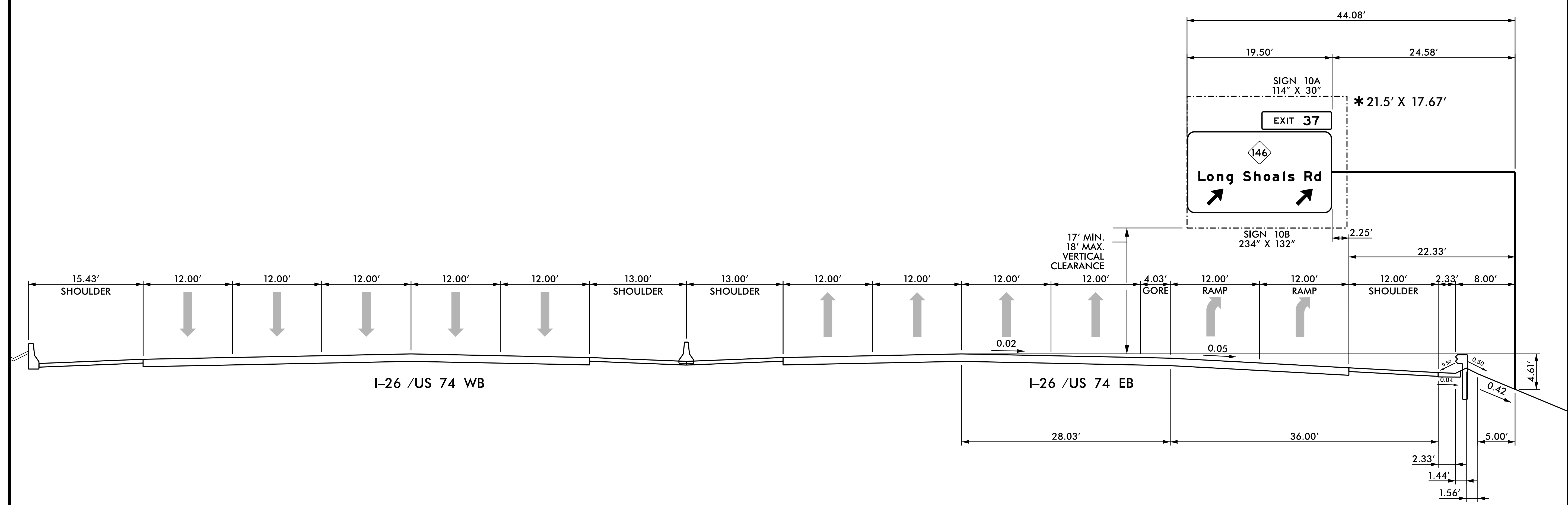
\* THESE DIMENSIONS SHALL BE USED FOR WIND LOAD AND DEAD LOAD COMPUTATIONS IN DESIGN OF STRUCTURE AND FOOTINGS. DESIGN AND CONSTRUCTION REQUIREMENTS FOR SIGN STRUCTURES SHALL ACCOMMODATE WIND VELOCITY OF 90 M.P.H.

**HNTB**  
 HNTB NORTH CAROLINA, P.C.  
 343 E. Six Forks Road, Suite 200  
 Raleigh, North Carolina 27609  
 NC License No: C-1554  
 (919) 546-8997

**OVERHEAD SIGN STRUCTURE 'H'  
 -Y15RPC- STA. 21+50**



TIP NO. I-4700	SHEET NO. SIGN-31
APPROVED: <i>Andrew D. Klinkosick</i> E3078F84586E44B	
DATE: 1/28/2019	
SEAL	
	
DOCUMENT NOT CONSIDERED FINAL UNLESS ALL SIGNATURES COMPLETED	




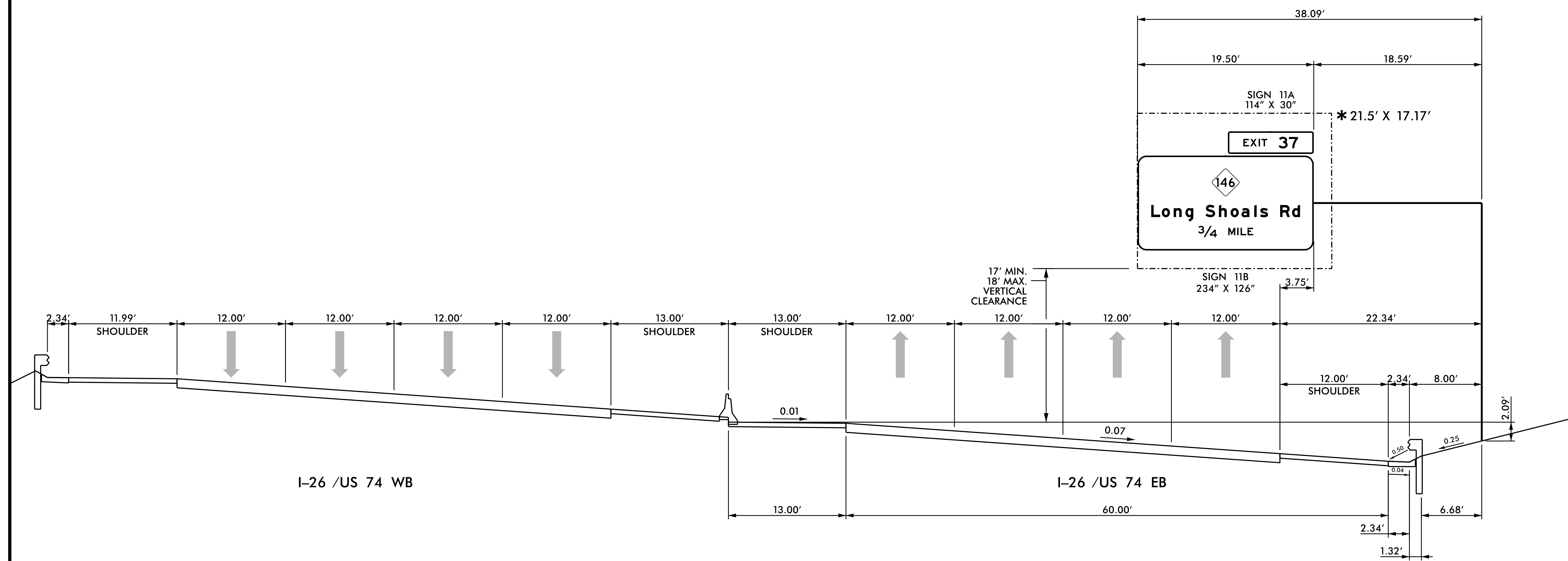
**NOTES:**

- IF THE CONTRACTOR BIDS ALUMINUM SIGN STRUCTURE, EACH SHALL BE PROVIDED WITH AN APPROVED HIGHWAY TRUSS DAMPER DEVICE IN ACCORDANCE WITH AASHTO SPECIFICATIONS.
- MOUNT SIGNS VERTICALLY CENTERED ON HORIZONTAL MEMBER OF STRUCTURE.
- FIELD VERIFICATION SHALL BE REQUIRED FOR ALL FOOTING ELEVATIONS, PER THE LATEST NCDOT STANDARD SPECIFICATIONS FOR ROADS AND STRUCTURES. PROVIDE FIELD VERIFICATION TO THE SIGNING SECTION.
- THE TOP OF THE FOOTING SHALL EXTEND AT LEAST 4 INCHES AND NOT MORE THAN 24 INCHES ABOVE THE HIGHEST POINT OF THE GROUND SURFACE AT THE FOOTING.
- SIGN HANGERS AND ATTACHMENT HARDWARE SHALL BE PROVIDED AND INSTALLED ON THE ASSEMBLY TO ACCOMMODATE ALL SIGNS SHOWN IN THIS PLAN SHEET.
- DESIGN AND CONSTRUCTION REQUIREMENTS FOR SIGN STRUCTURES SHALL ACCOMMODATE WIND VELOCITY OF 90 M.P.H.

\*THESE DIMENSIONS SHALL BE USED FOR WIND LOAD AND DEAD LOAD COMPUTATIONS IN DESIGN OF STRUCTURE AND FOOTINGS. DESIGN AND CONSTRUCTION REQUIREMENTS FOR SIGN STRUCTURES SHALL ACCOMMODATE WIND VELOCITY OF 90 M.P.H.

**OVERHEAD SIGN STRUCTURE 'I'  
 -L- STA. 1025+50 LT**

TIP NO. I-4700	SHEET NO. SIGN-3J
APPROVED: <i>Andrew D. Klinkosiek</i> E3D78FB4596E44B	
DATE: 1/28/2019	
SEAL	
	
DOCUMENT NOT CONSIDERED FINAL UNLESS ALL SIGNATURES COMPLETED	




NOTES:

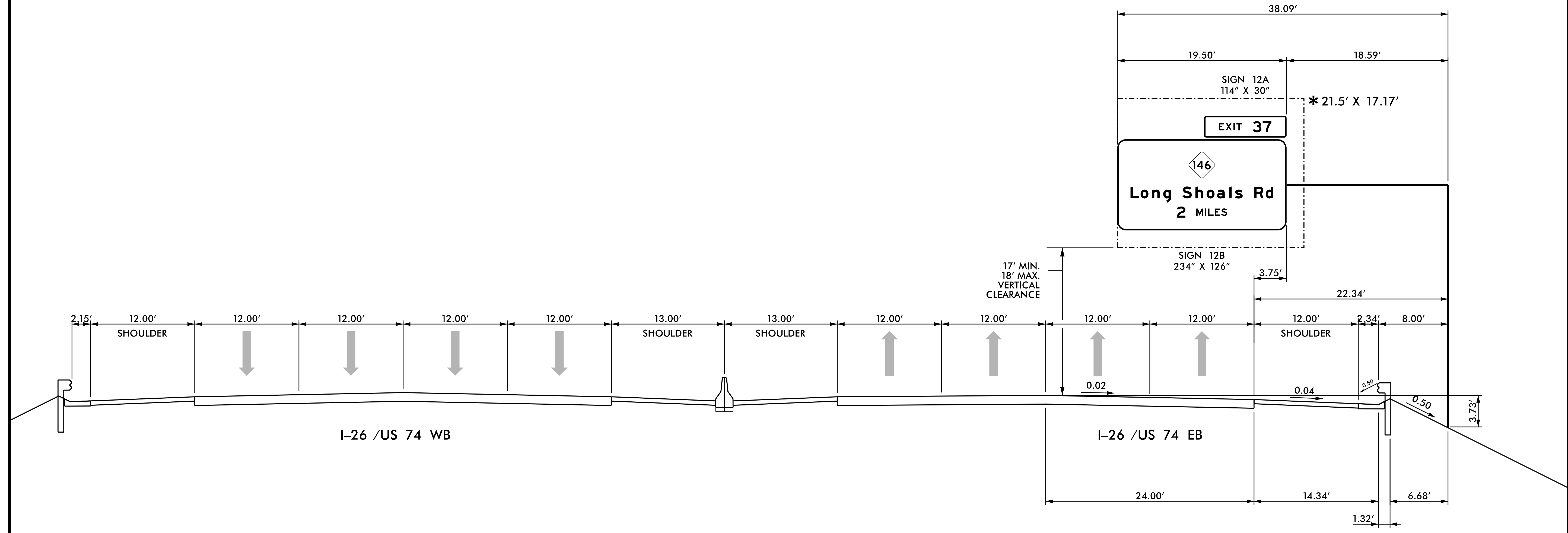
- IF THE CONTRACTOR BIDS ALUMINUM SIGN STRUCTURE, EACH SHALL BE PROVIDED WITH AN APPROVED HIGHWAY TRUSS DAMPER DEVICE IN ACCORDANCE WITH AASHTO SPECIFICATIONS.
- MOUNT SIGNS VERTICALLY CENTERED ON HORIZONTAL MEMBER OF STRUCTURE.
- FIELD VERIFICATION SHALL BE REQUIRED FOR ALL FOOTING ELEVATIONS, PER THE LATEST NCDOT STANDARD SPECIFICATIONS FOR ROADS AND STRUCTURES. PROVIDE FIELD VERIFICATION TO THE SIGNING SECTION.
- THE TOP OF THE FOOTING SHALL EXTEND AT LEAST 4 INCHES AND NOT MORE THAN 24 INCHES ABOVE THE HIGHEST POINT OF THE GROUND SURFACE AT THE FOOTING.
- SIGN HANGERS AND ATTACHMENT HARDWARE SHALL BE PROVIDED AND INSTALLED ON THE ASSEMBLY TO ACCOMMODATE ALL SIGNS SHOWN IN THIS PLAN SHEET.
- DESIGN AND CONSTRUCTION REQUIREMENTS FOR SIGN STRUCTURES SHALL ACCOMMODATE WIND VELOCITY OF 90 M.P.H.

\*THESE DIMENSIONS SHALL BE USED FOR WIND LOAD AND DEAD LOAD COMPUTATIONS IN DESIGN OF STRUCTURE AND FOOTINGS. DESIGN AND CONSTRUCTION REQUIREMENTS FOR SIGN STRUCTURES SHALL ACCOMMODATE WIND VELOCITY OF 90 M.P.H.

**HNTB**  
 HNTB NORTH CAROLINA, P.C.  
 343 E. Six Forks Road, Suite 200  
 Raleigh, North Carolina 27609  
 NC License No: C-1554  
 (919) 546-8997

**OVERHEAD SIGN STRUCTURE 'J'**  
**-L- STA. 1068+00 LT**

TIP NO. I-4700	SHEET NO. SIGN-3K
APPROVED: <i>Andrew D. Klink-Siek</i> EID78F8496E448	
DATE: 1/28/2019	
SEAL	
	
DOCUMENT NOT CONSIDERED FINAL UNLESS ALL SIGNATURES COMPLETED	



NOTES:


- IF THE CONTRACTOR BIDS ALUMINUM SIGN STRUCTURE, EACH SHALL BE PROVIDED WITH AN APPROVED HIGHWAY TRUSS DAMPER DEVICE IN ACCORDANCE WITH AASHTO SPECIFICATIONS.
- MOUNT SIGNS VERTICALLY CENTERED ON HORIZONTAL MEMBER OF STRUCTURE.
- FIELD VERIFICATION SHALL BE REQUIRED FOR ALL FOOTING ELEVATIONS, PER THE LATEST NCDOT STANDARD SPECIFICATIONS FOR ROADS AND STRUCTURES. PROVIDE FIELD VERIFICATION TO THE SIGNING SECTION.
- THE TOP OF THE FOOTING SHALL EXTEND AT LEAST 4 INCHES AND NOT MORE THAN 24 INCHES ABOVE THE HIGHEST POINT OF THE GROUND SURFACE AT THE FOOTING.
- SIGN HANGERS AND ATTACHMENT HARDWARE SHALL BE PROVIDED AND INSTALLED ON THE ASSEMBLY TO ACCOMMODATE ALL SIGNS SHOWN IN THIS PLAN SHEET.
- DESIGN AND CONSTRUCTION REQUIREMENTS FOR SIGN STRUCTURES SHALL ACCOMMODATE WIND VELOCITY OF 90 M.P.H.

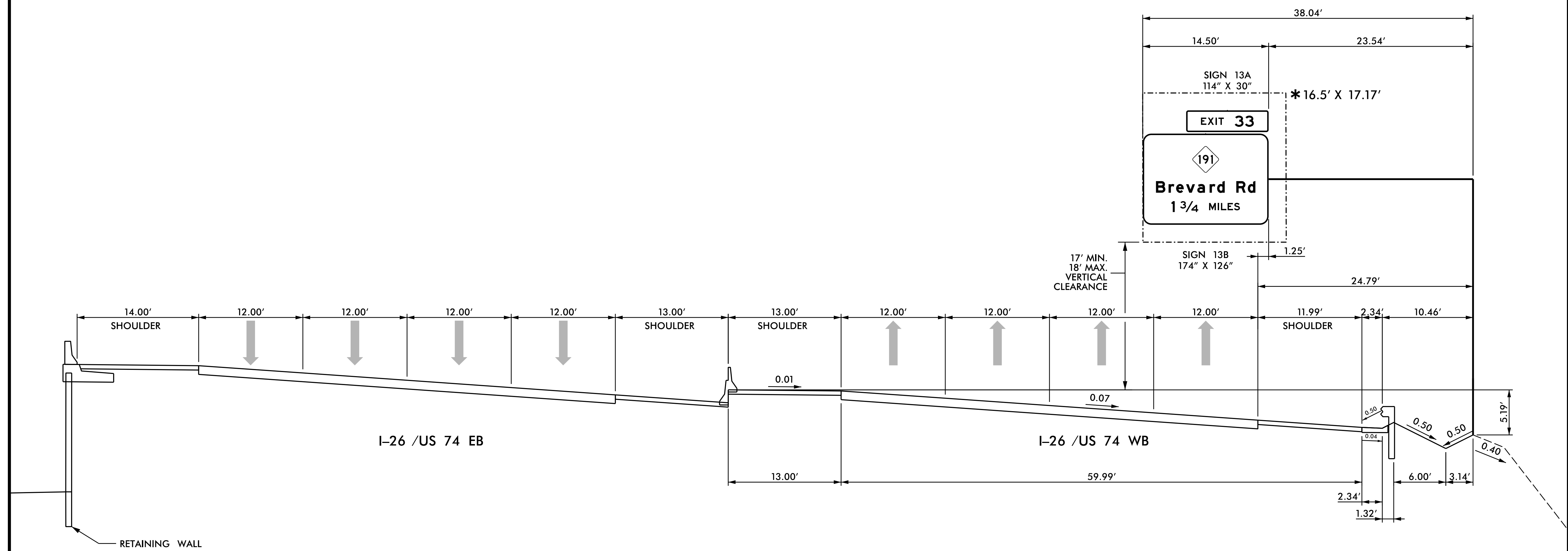
\* THESE DIMENSIONS SHALL BE USED FOR WIND LOAD AND DEAD LOAD COMPUTATIONS IN DESIGN OF STRUCTURE AND FOOTINGS. DESIGN AND CONSTRUCTION REQUIREMENTS FOR SIGN STRUCTURES SHALL ACCOMMODATE WIND VELOCITY OF 90 M.P.H.

**HNTB**  
 HNTB NORTH CAROLINA, P.C.  
 343 E. Six Forks Road, Suite 200  
 Raleigh, North Carolina 27609  
 NC License No: C-1554  
 (919) 546-8997

**OVERHEAD SIGN STRUCTURE 'K'**  
**-EBL- STA. 1131+50 LT**



TIP NO. I-4700	SHEET NO. SIGN-3L
APPROVED: <i>Andrew D. Klinck</i> E-0078F849E44B	
DATE: 2/28/2019	
SEAL	
	
DOCUMENT NOT CONSIDERED FINAL UNLESS ALL SIGNATURES COMPLETED	




NOTES:

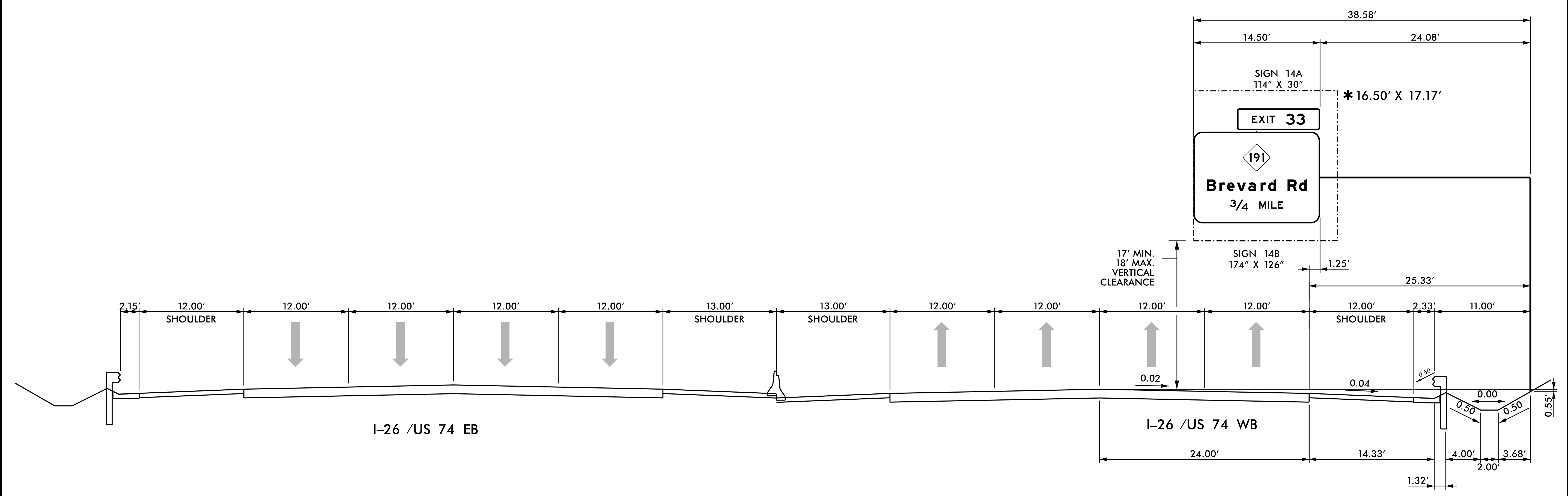
- IF THE CONTRACTOR BIDS ALUMINUM SIGN STRUCTURE, EACH SHALL BE PROVIDED WITH AN APPROVED HIGHWAY TRUSS DAMPER DEVICE IN ACCORDANCE WITH AASHTO SPECIFICATIONS.
- MOUNT SIGNS VERTICALLY CENTERED ON HORIZONTAL MEMBER OF STRUCTURE.
- FIELD VERIFICATION SHALL BE REQUIRED FOR ALL FOOTING ELEVATIONS, PER THE LATEST NCDOT STANDARD SPECIFICATIONS FOR ROADS AND STRUCTURES. PROVIDE FIELD VERIFICATION TO THE SIGNING SECTION.
- THE TOP OF THE FOOTING SHALL EXTEND AT LEAST 4 INCHES AND NOT MORE THAN 24 INCHES ABOVE THE HIGHEST POINT OF THE GROUND SURFACE AT THE FOOTING.
- SIGN HANGERS AND ATTACHMENT HARDWARE SHALL BE PROVIDED AND INSTALLED ON THE ASSEMBLY TO ACCOMMODATE ALL SIGNS SHOWN IN THIS PLAN SHEET.
- DESIGN AND CONSTRUCTION REQUIREMENTS FOR SIGN STRUCTURES SHALL ACCOMMODATE WIND VELOCITY OF 90 M.P.H.

\*THESE DIMENSIONS SHALL BE USED FOR WIND LOAD AND DEAD LOAD COMPUTATIONS IN DESIGN OF STRUCTURE AND FOOTINGS. DESIGN AND CONSTRUCTION REQUIREMENTS FOR SIGN STRUCTURES SHALL ACCOMMODATE WIND VELOCITY OF 90 M.P.H.

**HNTB**  
 HNTB NORTH CAROLINA, P.C.  
 343 E. Six Forks Road, Suite 200  
 Raleigh, North Carolina 27609  
 NC License No: C-1554  
 (919) 546-8997

**OVERHEAD SIGN STRUCTURE 'L'**  
**-L- STA. 1171+00**


TIP NO. I-4700	SHEET NO. SIGN-3M
APPROVED: <i>Andrew D. Klinksieck</i> <small>E3078F84596E44B</small>	
DATE: 1/28/2019	
	
DOCUMENT NOT CONSIDERED FINAL UNLESS ALL SIGNATURES COMPLETED	

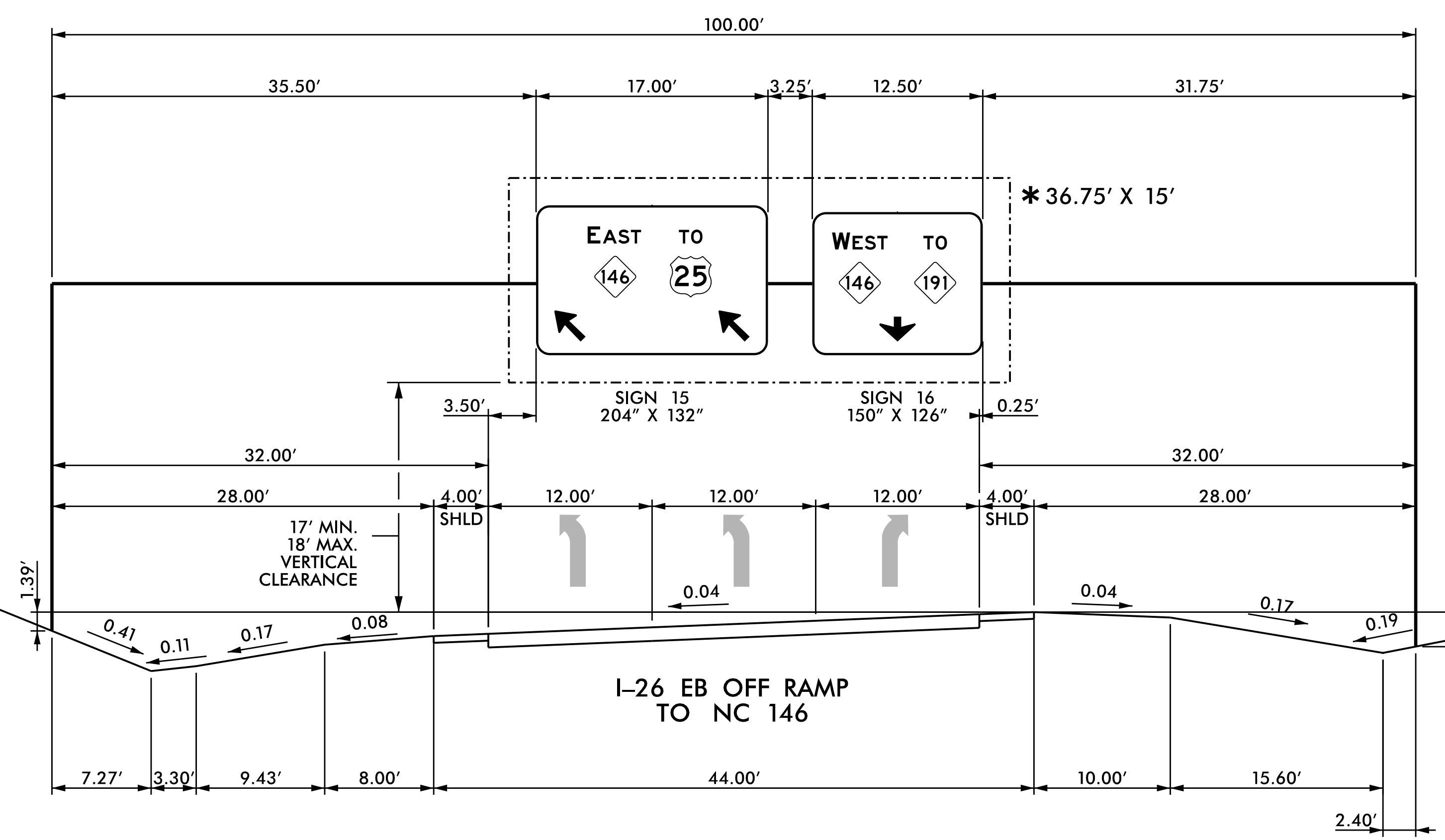


**NOTES:**

- IF THE CONTRACTOR BIDS ALUMINUM SIGN STRUCTURE, EACH SHALL BE PROVIDED WITH AN APPROVED HIGHWAY TRUSS DAMPER DEVICE IN ACCORDANCE WITH AASHTO SPECIFICATIONS.
- MOUNT SIGNS VERTICALLY CENTERED ON HORIZONTAL MEMBER OF STRUCTURE.
- FIELD VERIFICATION SHALL BE REQUIRED FOR ALL FOOTING ELEVATIONS, PER THE LATEST NCDOT STANDARD SPECIFICATIONS FOR ROADS AND STRUCTURES. PROVIDE FIELD VERIFICATION TO THE SIGNING SECTION.
- THE TOP OF THE FOOTING SHALL EXTEND AT LEAST 4 INCHES AND NOT MORE THAN 24 INCHES ABOVE THE HIGHEST POINT OF THE GROUND SURFACE AT THE FOOTING.
- SIGN HANGERS AND ATTACHMENT HARDWARE SHALL BE PROVIDED AND INSTALLED ON THE ASSEMBLY TO ACCOMMODATE ALL SIGNS SHOWN IN THIS PLAN SHEET.
- DESIGN AND CONSTRUCTION REQUIREMENTS FOR SIGN STRUCTURES SHALL ACCOMMODATE WIND VELOCITY OF 90 M.P.H.

\* THESE DIMENSIONS SHALL BE USED FOR WIND LOAD AND DEAD LOAD COMPUTATIONS IN DESIGN OF STRUCTURE AND FOOTINGS. DESIGN AND CONSTRUCTION REQUIREMENTS FOR SIGN STRUCTURES SHALL ACCOMMODATE WIND VELOCITY OF 90 M.P.H.

TIP NO. I-4700	SHEET NO. SIGN-3N
APPROVED: <i>Andrew D. Kleinbeck</i> <small>DocuSigned by: Andrew D. Kleinbeck E3D78F8459E44B</small>	
DATE: 2/28/2019	
SEAL	
	
DOCUMENT NOT CONSIDERED FINAL UNLESS ALL SIGNATURES COMPLETED	



**NOTES:**

- IF THE CONTRACTOR BIDS ALUMINUM SIGN STRUCTURE, EACH SHALL BE PROVIDED WITH AN APPROVED HIGHWAY TRUSS DAMPER DEVICE IN ACCORDANCE WITH AASHTO SPECIFICATIONS.
- MOUNT SIGNS VERTICALLY CENTERED ON HORIZONTAL MEMBER OF STRUCTURE.
- FIELD VERIFICATION SHALL BE REQUIRED FOR ALL FOOTING ELEVATIONS, PER THE LATEST NCDOT STANDARD SPECIFICATIONS FOR ROADS AND STRUCTURES. PROVIDE FIELD VERIFICATION TO THE SIGNING SECTION.
- THE TOP OF THE FOOTING SHALL EXTEND AT LEAST 4 INCHES AND NOT MORE THAN 24 INCHES ABOVE THE HIGHEST POINT OF THE GROUND SURFACE AT THE FOOTING.
- SIGN HANGERS AND ATTACHMENT HARDWARE SHALL BE PROVIDED AND INSTALLED ON THE ASSEMBLY TO ACCOMMODATE ALL SIGNS SHOWN IN THIS PLAN SHEET.
- DESIGN AND CONSTRUCTION REQUIREMENTS FOR SIGN STRUCTURES SHALL ACCOMMODATE WIND VELOCITY OF 90 M.P.H.

\*THESE DIMENSIONS SHALL BE USED FOR WIND LOAD AND DEAD LOAD COMPUTATIONS IN DESIGN OF STRUCTURE AND FOOTINGS. DESIGN AND CONSTRUCTION REQUIREMENTS FOR SIGN STRUCTURES SHALL ACCOMMODATE WIND VELOCITY OF 90 M.P.H.


**HNTB**  
 HNTB NORTH CAROLINA, P.C.  
 343 E. Six Forks Road, Suite 200  
 Raleigh, North Carolina 27609  
 NC License No: C-1554  
 (919) 546-8997

**OVERHEAD SIGN STRUCTURE 'N'  
 -Y15RPA- STA. 20+50**



APPROVED: Andrew D. Klinkovich  
DocuSigned by:  
 E3D78F84586E448

DATE: 1/28/2019



**DOCUMENT NOT CONSIDERED FINAL  
 UNLESS ALL SIGNATURES COMPLETED**

SIGN NUMBER: 1A,2A,4A,6A    BACKG COLOR: Green  
 TYPE: B (OVHD)    COPY COLOR: White  
 QUANTITY: 4

SYMBOL	X	Y	WID	HT

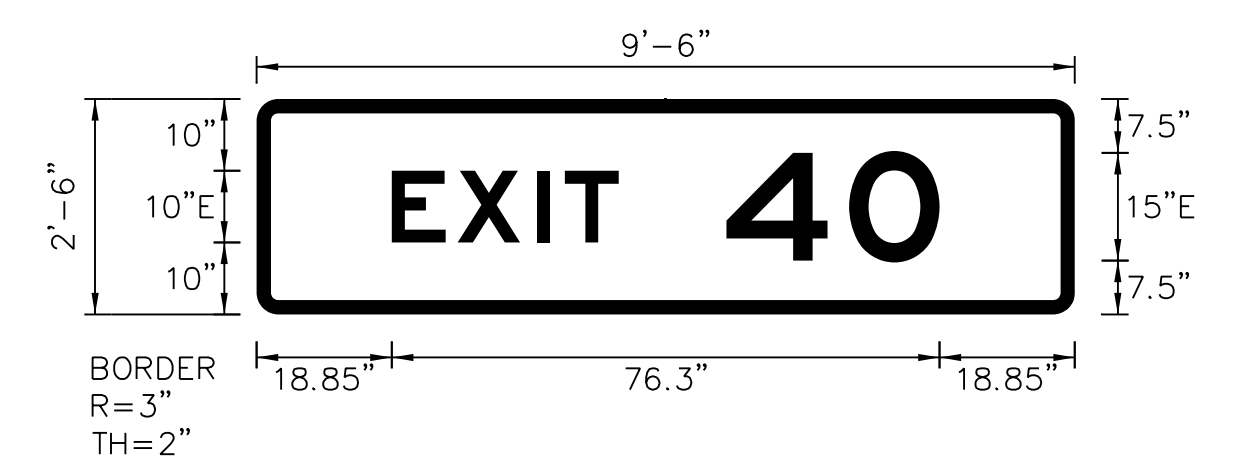
SIGN WIDTH: 9'-6"  
 HEIGHT: 2'-6"  
 TOTAL AREA: 23.8 Sq.Ft.

BORDER TYPE: FLUSH  
 RECESS: 0"  
 WIDTH: 2"  
 RADII: 3"

MAT'L: 0.125" ALUMINUM

NO. Z BARS: 2  
 LENGTH: 106.0

DESIGN BY: JAW    CHECKED BY: TRT/ADK  
 PROJECT ID: I-4700    DIV: 13,14    DATE: October 2018



NOTES:  
 1. Legend and border shall be direct applied Grade A reflective sheeting.  
 2. Background shall be Grade C reflective sheeting.  
 3. Use Attachment Method 1-R.

Spacing Factor is 1 unless specified otherwise  
 Spacing Factor for "EXIT" is 1.2

LETTER POSITIONS

Letter spacings are to start of next letter											Series/Size	
	E	X	I	T							Text Length	
	18.8	9.2	11.1	3.8	7.5	63.5						E 2000
		4	0									31.6
	65.5	17.1	12.6	18.8								E 2000
												29.7

SIGN NUMBER: 1B,2B    BACKG COLOR: Green  
 TYPE: A (OVHD)    COPY COLOR: White  
 QUANTITY: 2

SYMBOL	X	Y	WID	HT
NC363A	38.2	73	36	36
Type A Arrow	184.8	25.3	22.3	35
Airport I-5	112.3	15	36	36

SIGN WIDTH: 19'-0"  
 HEIGHT: 10'-6"  
 TOTAL AREA: 199.5 Sq.Ft.

BORDER TYPE: FLUSH  
 RECESS: 0"  
 WIDTH: 2"  
 RADII: 12"

MAT'L: 0.125" ALUMINUM

NO. Z BARS: 3  
 LENGTH: 220.0

DESIGN BY: JAW    CHECKED BY: TRT/ADK  
 PROJECT ID: I-4700    DIV: 13,14    DATE: October 2018



NOTES:  
 1. Legend and border shall be direct applied Grade A reflective sheeting.  
 2. Arrow and shields shall be Grade A reflective sheeting on 0.032" aluminum and demountable.  
 3. Background shall be Grade C reflective sheeting.

Spacing Factor is 1 unless specified otherwise

LETTER POSITIONS

Letter spacings are to start of next letter														Series/Size
	A	i	r	p	o	r	t	R	d					Text Length
	26.1	20	9.6	11.8	14.1	15.8	10.2	8.3	16	15.8	10.6	69.6		EM 2000
														132.3
	15.8	17.4	17.6	11.8	16	20	9.6	11.8	14.1	15.8	10.2	8.3	59.4	EM 2000
														152.8

SIGN NUMBER: 3A,5A,7A,10A,11A,12A    BACKG COLOR: Green  
 TYPE: B (OVHD)    COPY COLOR: White  
 QUANTITY: 6

SYMBOL	X	Y	WID	HT

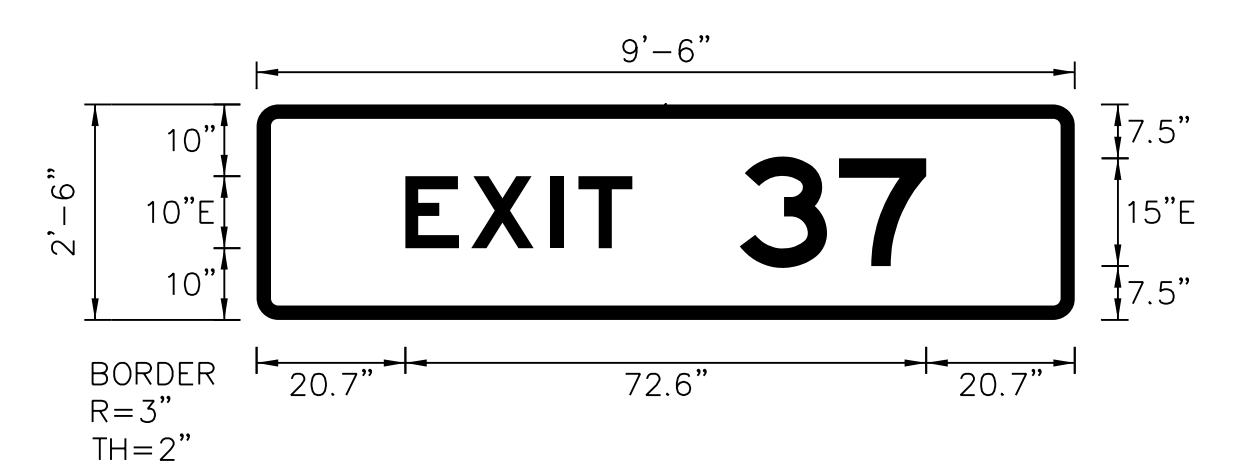
SIGN WIDTH: 9'-6"  
 HEIGHT: 2'-6"  
 TOTAL AREA: 23.8 Sq.Ft.

BORDER TYPE: FLUSH  
 RECESS: 0"  
 WIDTH: 2"  
 RADII: 3"

MAT'L: 0.125" ALUMINUM

NO. Z BARS: 2  
 LENGTH: 106.0

DESIGN BY: JAW    CHECKED BY: TRT/ADK  
 PROJECT ID: I-4700    DIV: 13    DATE: October 2018



NOTES:  
 1. Legend and border shall be direct applied Grade A reflective sheeting.  
 2. Background shall be Grade C reflective sheeting.  
 3. Use Attachment Method 1-R.

Spacing Factor is 1 unless specified otherwise  
 Spacing Factor for "EXIT" is 1.2

LETTER POSITIONS

Letter spacings are to start of next letter											Series/Size	
	E	X	I	T							Text Length	
	20.7	9.2	11.1	3.8	7.5	61.7						E 2000
		3	7									31.6
	67.3	13.8	12.2	20.7								E 2000
												26

SIGN NUMBER: 3B    BACKG COLOR: Green  
 TYPE: A (OVHD)    COPY COLOR: White  
 QUANTITY: 1

SYMBOL	X	Y	WID	HT
M1-5-3-36-12D	99	72.4	36	36

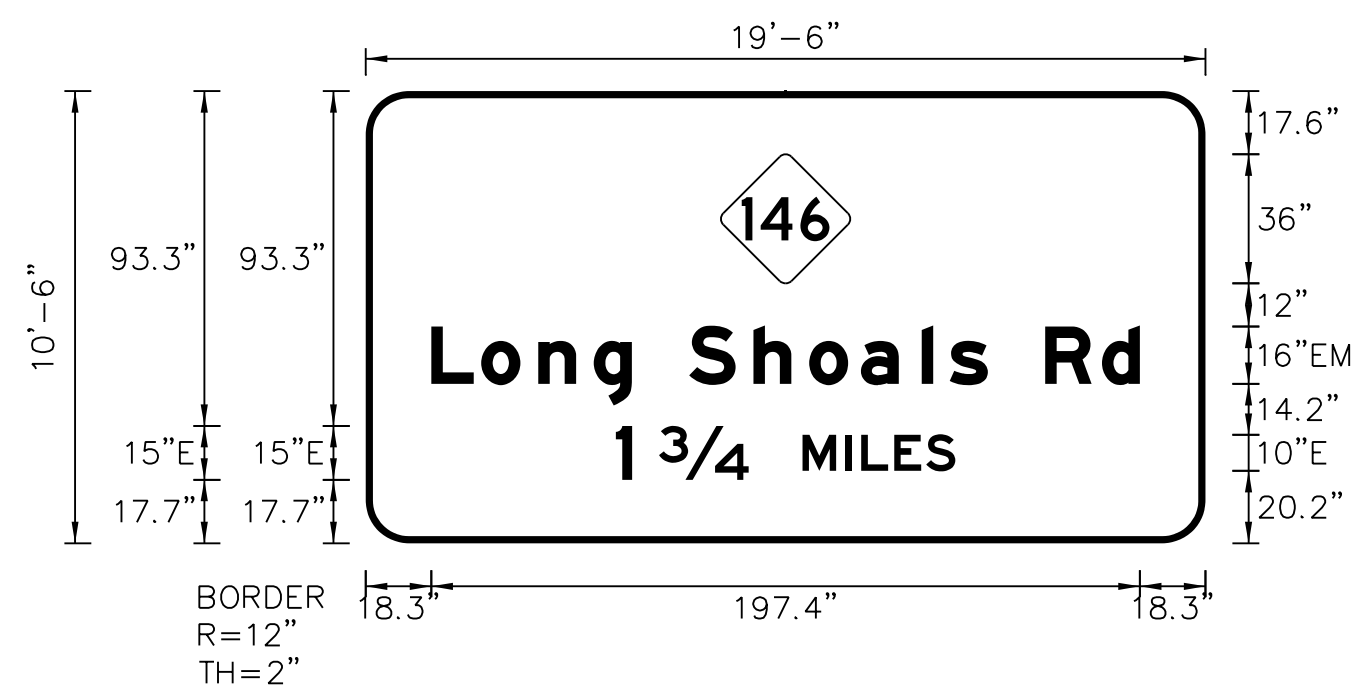
SIGN WIDTH: 19'-6"  
 HEIGHT: 10'-6"  
 TOTAL AREA: 204.8 Sq.Ft.

BORDER TYPE: FLUSH  
 RECESS: 0"  
 WIDTH: 2"  
 RADII: 12"

MAT'L: 0.125" ALUMINUM

NO. Z BARS: 3  
 LENGTH: 226.0

DESIGN BY: JAW    CHECKED BY: TRT/ADK  
 PROJECT ID: I-4700    DIV: 13    DATE: October 2018




NOTES:  
 1. Legend and border shall be direct applied Grade A reflective sheeting.  
 2. Shield shall be Grade A reflective sheeting on 0.032" aluminum and demountable.  
 3. Background shall be Grade C reflective sheeting.

Spacing Factor is 1 unless specified otherwise

LETTER POSITIONS

Letter spacings are to start of next letter														Series/Size	
	L	o	n	g	S	h	o	o	i	s	R	d		Text Length	
	18.3	13.9	15.8	15.5	10.6	16	17.9	15.5	14.4	17	7.8	10.6	16	15.8	EM 2000
															197.4
	1				3/4										E 2000
	69.7	4.5	7.5	25	15	12	4.4	9.2	8.9	8.1	69.7				94.6

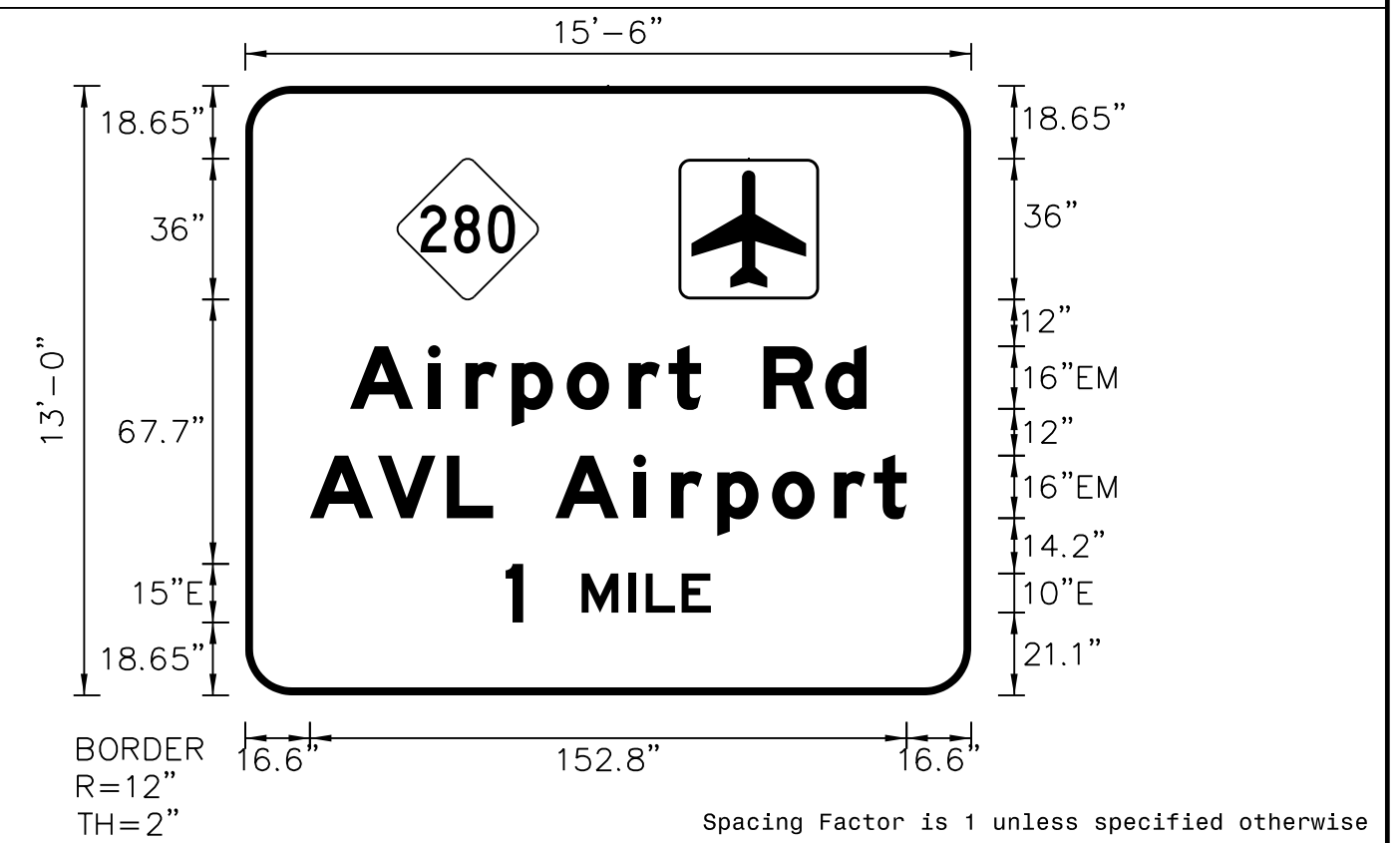
APPROVED: *Andrew D. Klinkovich*  
E3078F8458E44E  
DATE: 1/28/2019



DOCUMENT NOT CONSIDERED FINAL  
UNLESS ALL SIGNATURES COMPLETED

SIGN NUMBER: 4B BACKG COLOR: Green  
TYPE: A (OVHD) COPY COLOR: White  
QUANTITY: 1  
SIGN WIDTH: 15'-6" HEIGHT: 13'-0"  
TOTAL AREA: 201.5 Sq.Ft.  
BORDER TYPE: FLUSH RECESS: 0" WIDTH: 2" RADII: 12"  
NO. Z BARS: 4 LENGTH: 178.0  
MATERIAL: 0.125" ALUMINUM

DESIGN BY: NKV CHECKED BY: TRT/ADK  
PROJECT ID: I-4700 DIV: 13 DATE: October 2018



- NOTES:
- Legend and border shall be direct applied Grade A reflective sheeting.
  - Shields shall be Grade A reflective sheeting on 0.032" aluminum and demountable.
  - Background shall be Grade C reflective sheeting.

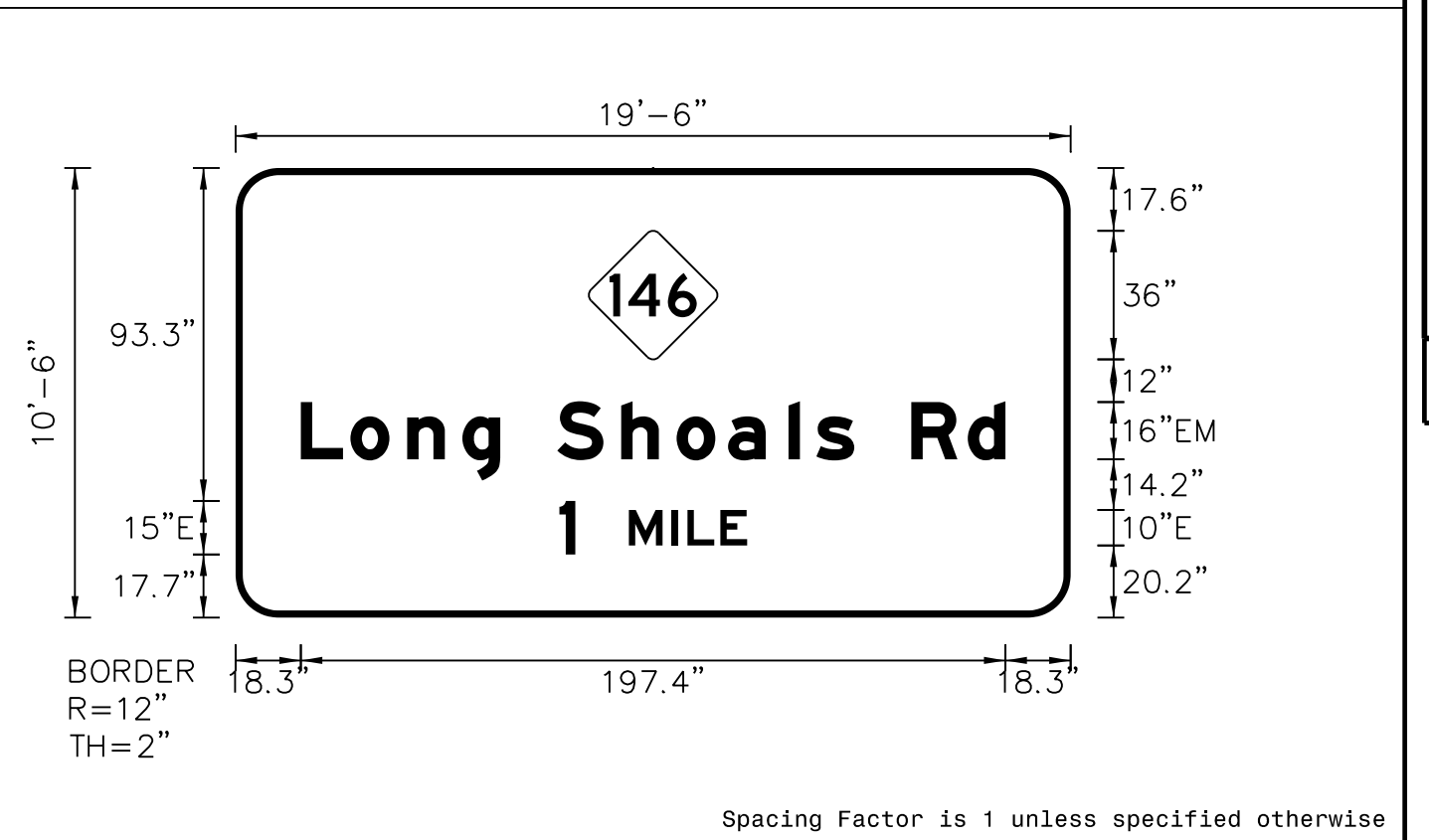
LETTER POSITIONS

Letter spacings are to start of next letter

	A	i	r	p	o	r	t	R	d	Series/Size				
	26.8	20	9.6	11.8	14.1	15.8	10.2	8.3	16	15.8	10.6	26.8	EM 2000	
	132.3													
	A	V	L	A	i	r	p	o	r	t	Series/Size			
	16.6	17.4	17.6	11.8	16	20	9.6	11.8	14.1	15.8	10.2	8.3	16.6	EM 2000
	152.8													
	1	M	I	L	E	Series/Size								
	66.7	4.5	15	12	4.4	9.2	7.5	66.7	E 2000					
	52.6													

SIGN NUMBER: 5B BACKG COLOR: Green  
TYPE: A (OVHD) COPY COLOR: White  
QUANTITY: 1  
SIGN WIDTH: 19'-6" HEIGHT: 10'-6"  
TOTAL AREA: 204.8 Sq.Ft.  
BORDER TYPE: FLUSH RECESS: 0" WIDTH: 2" RADII: 12"  
NO. Z BARS: 3 LENGTH: 226.0  
MATERIAL: 0.125" ALUMINUM

DESIGN BY: JAW CHECKED BY: TRT/ADK  
PROJECT ID: I-4700 DIV: 13 DATE: October 2018



- NOTES:
- Legend and border shall be direct applied Grade A reflective sheeting.
  - Shield shall be Grade A reflective sheeting on 0.032" aluminum and demountable.
  - Background shall be Grade C reflective sheeting.

LETTER POSITIONS

Letter spacings are to start of next letter

	L	o	n	g	S	h	o	o	l	s	R	d	Series/Size				
	18.3	13.9	15.8	15.5	10.6	16	17.9	15.5	14.4	17	7.8	10.6	16	15.8	10.6	18.3	EM 2000
	197.4																
	1	M	I	L	E	Series/Size											
	90.7	4.5	15	12	4.4	9.2	7.5	90.7	E 2000								
	52.6																

SIGN NUMBER: 6B BACKG COLOR: Green  
TYPE: A (OVHD) COPY COLOR: White  
QUANTITY: 1  
SIGN WIDTH: 15'-6" HEIGHT: 13'-0"  
TOTAL AREA: 201.5 Sq.Ft.  
BORDER TYPE: FLUSH RECESS: 0" WIDTH: 2" RADII: 12"  
NO. Z BARS: 4 LENGTH: 178.0  
MATERIAL: 0.125" ALUMINUM

DESIGN BY: JAW CHECKED BY: TRT/ADK  
PROJECT ID: I-4700 DIV: 13 DATE: October 2018



- NOTES:
- Legend and border shall be direct applied Grade A reflective sheeting.
  - Shields shall be Grade A reflective sheeting on 0.032" aluminum and demountable.
  - Background shall be Grade C reflective sheeting.

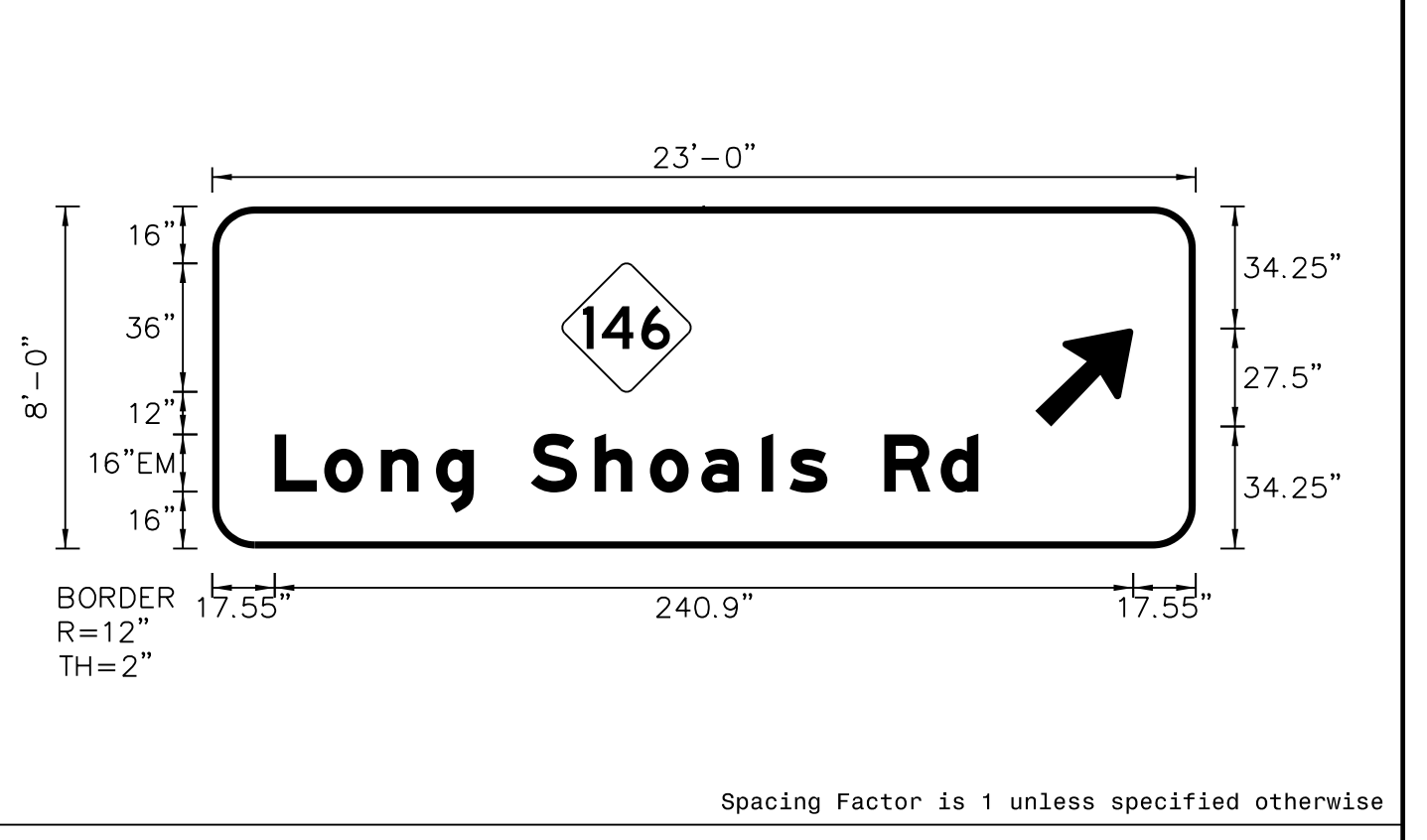
LETTER POSITIONS

Letter spacings are to start of next letter

	A	i	r	p	o	r	t	R	d	Series/Size				
	26.8	20	9.6	11.8	14.1	15.8	10.2	8.3	16	15.8	10.6	26.8	EM 2000	
	132.3													
	A	V	L	A	i	r	p	o	r	t	Series/Size			
	16.6	17.4	17.6	11.8	16	20	9.6	11.8	14.1	15.8	10.2	8.3	16.6	EM 2000
	152.8													
	2	M	I	L	E	S	Series/Size							
	58.1	12.2	15	12	4.4	9.2	8.9	8.1	58.1	E 2000				
	69.8													

SIGN NUMBER: 7B BACKG COLOR: Green  
TYPE: A (OVHD) COPY COLOR: White  
QUANTITY: 1  
SIGN WIDTH: 23'-0" HEIGHT: 8'-0"  
TOTAL AREA: 184.0 Sq.Ft.  
BORDER TYPE: FLUSH RECESS: 0" WIDTH: 2" RADII: 12"  
NO. Z BARS: 3 LENGTH: 268.0  
MATERIAL: 0.125" ALUMINUM

DESIGN BY: JAW CHECKED BY: TRT/ADK  
PROJECT ID: I-4700 DIV: 13 DATE: October 2018



- NOTES:
- Legend and border shall be direct applied Grade A reflective sheeting.
  - Arrow and shield shall be Grade A reflective sheeting on 0.032" aluminum and demountable.
  - Background shall be Grade C reflective sheeting.
  - Center arrow vertically on sign.

LETTER POSITIONS

Letter spacings are to start of next letter

	L	o	n	g	S	h	o	o	l	s	R	d	Series/Size				
	17.5	13.9	15.8	15.5	10.6	16	17.9	15.5	14.4	17	7.8	10.6	16	15.8	10.6	17.5	EM 2000
	197.4																

APPROVED: Andrew D. Klinkovich  
E3078F84586E448

DATE: 1/28/2019

SEAL



DOCUMENT NOT CONSIDERED FINAL  
UNLESS ALL SIGNATURES COMPLETED

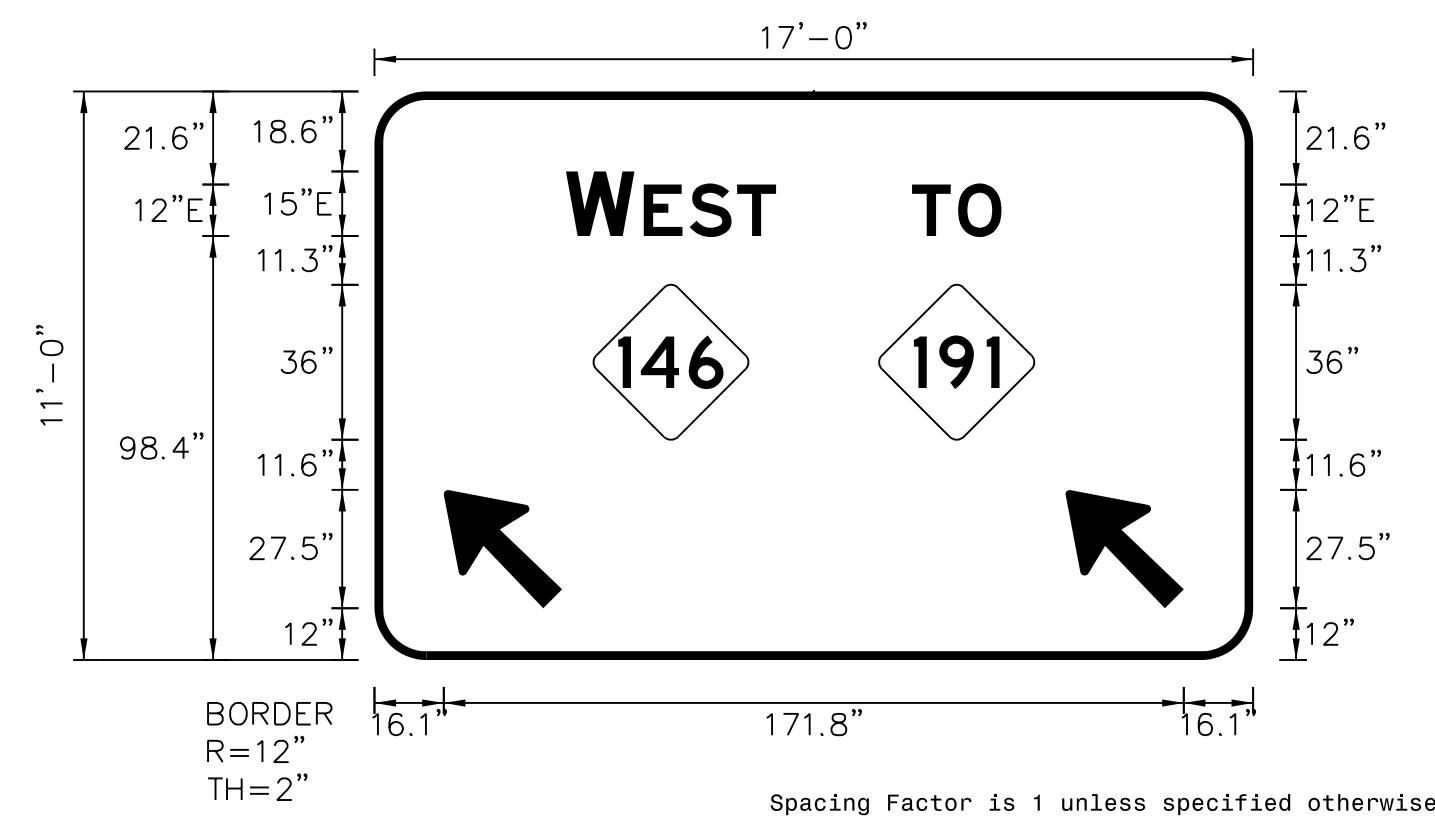
SIGN NUMBER: 8  
TYPE: A (OVHD)  
QUANTITY: 1  
SIGN WIDTH: 17'-0"  
HEIGHT: 11'-0"  
TOTAL AREA: 187.0 Sq.Ft.  
BORDER TYPE: FLUSH  
RECESS: 0"  
WIDTH: 2"  
RADII: 12"  
NO. Z BARS: 3  
LENGTH: 196.0

BACKG COLOR: Green  
COPY COLOR: White

SYMBOL	X	Y	WID	HT
M1-5-3-36-12D	50.8	51.1	36	36
M1-5-3-36-12D	117.2	51.1	36	36
Type A Arrow	16.1	12	22.3	35
Type A Arrow	160.1	12	22.3	35

MAT'L: 0.125" ALUMINUM

DESIGN BY: NKV  
PROJECT ID: I-4700  
CHECKED BY: TRT/ADK  
DIV: 13  
DATE: October 2018



- NOTES:
- Legend and border shall be direct applied Grade A reflective sheeting.
  - Arrows and shields shall be Grade A reflective sheeting on 0.032" aluminum and demountable.
  - Background shall be Grade C reflective sheeting.

LETTER POSITIONS

Letter spacings are to start of next letter

	W	E	S	T		Series/Size		
						Text Length		
	44.4	15.9	2.2	10.7	11	9	110.8	E 2000
								48.8
		T	O					E 2000
	124.8	10.7	10.1	58.4				20.8

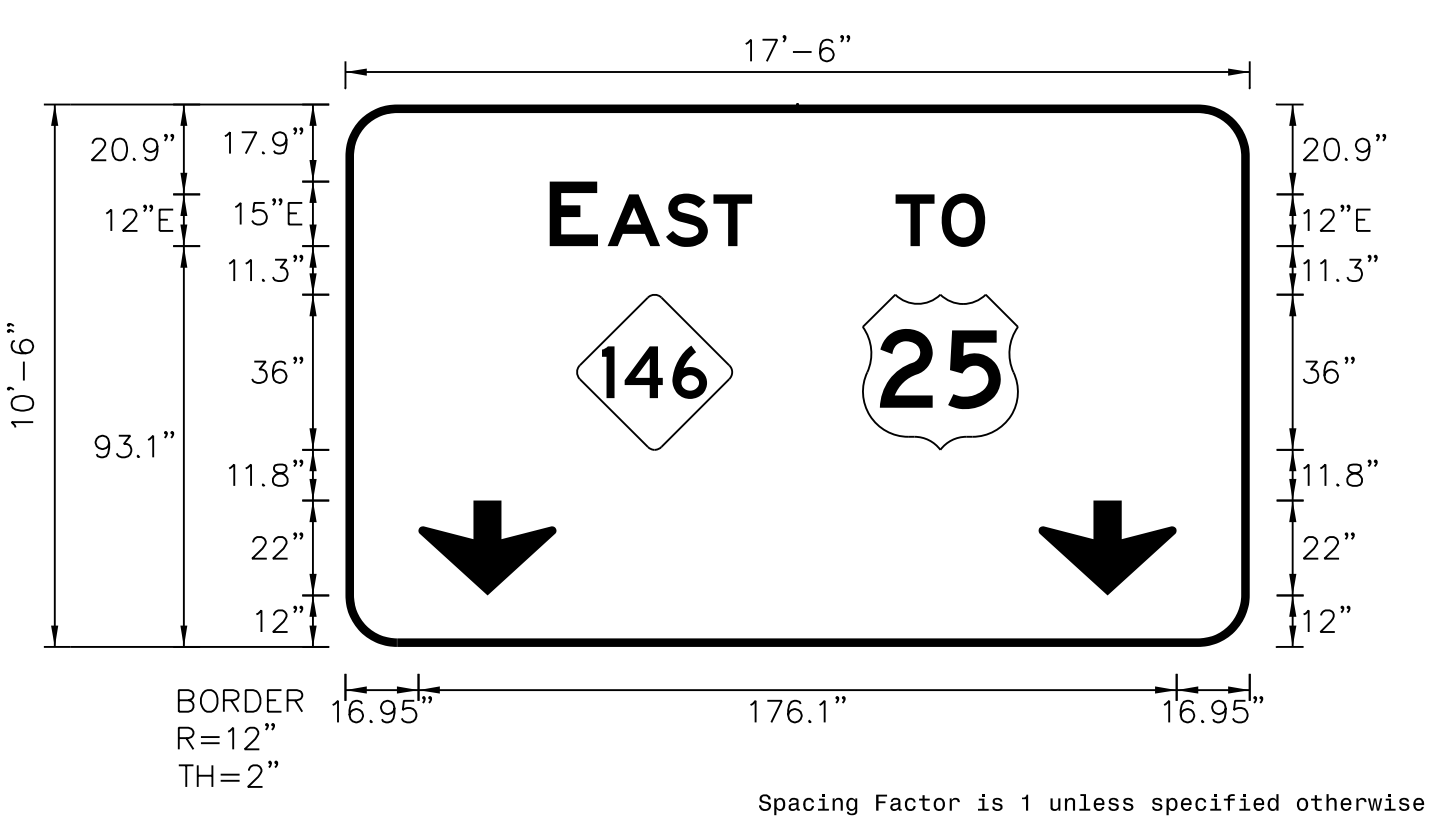
SIGN NUMBER: 9  
TYPE: A (OVHD)  
QUANTITY: 1  
SIGN WIDTH: 17'-6"  
HEIGHT: 10'-6"  
TOTAL AREA: 183.8 Sq.Ft.  
BORDER TYPE: FLUSH  
RECESS: 0"  
WIDTH: 2"  
RADII: 12"  
NO. Z BARS: 3  
LENGTH: 202.0

BACKG COLOR: Green  
COPY COLOR: White

SYMBOL	X	Y	WID	HT
M1-5-3-36-12D	53.8	45.8	36	36
M1_4	120.2	45.8	36	36
Type C Arrow	17	12	32	22
Type C Arrow	161	12	32	22

MAT'L: 0.125" ALUMINUM

DESIGN BY: NKV  
PROJECT ID: I-4700  
CHECKED BY: TRT/ADK  
DIV: 13  
DATE: October 2018



- NOTES:
- Legend and border shall be direct applied Grade A reflective sheeting.
  - Arrows and shields shall be Grade A reflective sheeting on 0.032" aluminum and demountable.
  - Background shall be Grade C reflective sheeting.

LETTER POSITIONS

Letter spacings are to start of next letter

	E	A	S	T		Series/Size		
						Text Length		
	47.4	11.3	2.2	13.6	11	9	115.5	E 2000
								47.1
		T	O					E 2000
	127.8	10.7	10.1	61.4				20.8

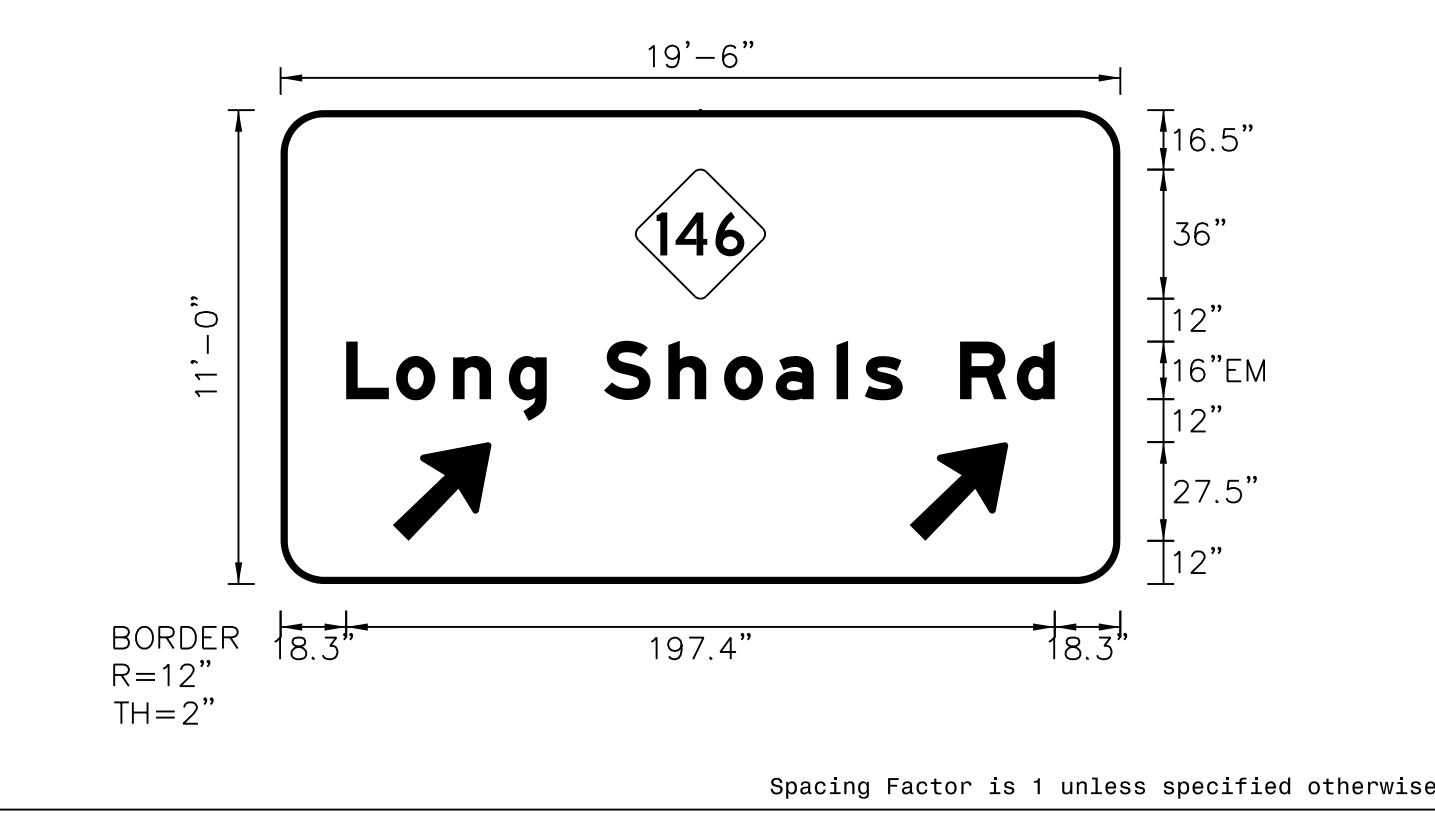
SIGN NUMBER: 10B  
TYPE: A (OVHD)  
QUANTITY: 1  
SIGN WIDTH: 19'-6"  
HEIGHT: 11'-0"  
TOTAL AREA: 214.5 Sq.Ft.  
BORDER TYPE: FLUSH  
RECESS: 0"  
WIDTH: 2"  
RADII: 12"  
NO. Z BARS: 3  
LENGTH: 226.0

BACKG COLOR: Green  
COPY COLOR: White

SYMBOL	X	Y	WID	HT
M1-5-3-36-12D	99	79.5	36	36
Type A Arrow	31.3	12	22.3	35
Type A Arrow	175.3	12	22.3	35

MAT'L: 0.125" ALUMINUM

DESIGN BY: JAW  
PROJECT ID: I-4700  
CHECKED BY: TRT/ADK  
DIV: 13  
DATE: October 2018



- NOTES:
- Legend and border shall be direct applied Grade A reflective sheeting.
  - Arrows and shield shall be Grade A reflective sheeting on 0.032" aluminum and demountable.
  - Background shall be Grade C reflective sheeting.

LETTER POSITIONS

Letter spacings are to start of next letter

	L	o	n	g	S	h	o	a	i	s	R	d		Series/Size			
													Text Length				
	18.3	13.9	15.8	15.5	10.6	16	17.9	15.5	14.4	17	7.8	10.6	16	15.8	10.6	18.3	EM 2000
																	197.4


SIGN NUMBER: 11B  
TYPE: A (OVHD)  
QUANTITY: 1  
SIGN WIDTH: 19'-6"  
HEIGHT: 10'-6"  
TOTAL AREA: 204.8 Sq.Ft.  
BORDER TYPE: FLUSH  
RECESS: 0"  
WIDTH: 2"  
RADII: 12"  
NO. Z BARS: 3  
LENGTH: 226.0

BACKG COLOR: Green  
COPY COLOR: White

SYMBOL	X	Y	WID	HT
M1-5-3-36-12D	99	72.4	36	36

MAT'L: 0.125" ALUMINUM

DESIGN BY: NKV  
PROJECT ID: I-4700  
CHECKED BY: TRT/ADK  
DIV: 13  
DATE: October 2018



- NOTES:
- Legend and border shall be direct applied Grade A reflective sheeting.
  - Shield shall be Grade A reflective sheeting on 0.032" aluminum and demountable.
  - Background shall be Grade C reflective sheeting.

LETTER POSITIONS

Letter spacings are to start of next letter

	L	o	n	g	S	h	o	a	i	s	R	d		Series/Size			
													Text Length				
	18.3	13.9	15.8	15.5	10.6	16	17.9	15.5	14.4	17	7.8	10.6	16	15.8	10.6	18.3	EM 2000
																	197.4
		3/4															E 2000
	80.5	25	15	12	4.4	9.2	7.5	80.5									73.1



APPROVED: Andrew D. Klinkovich  
E3078F84586E448  
DATE: 1/28/2019

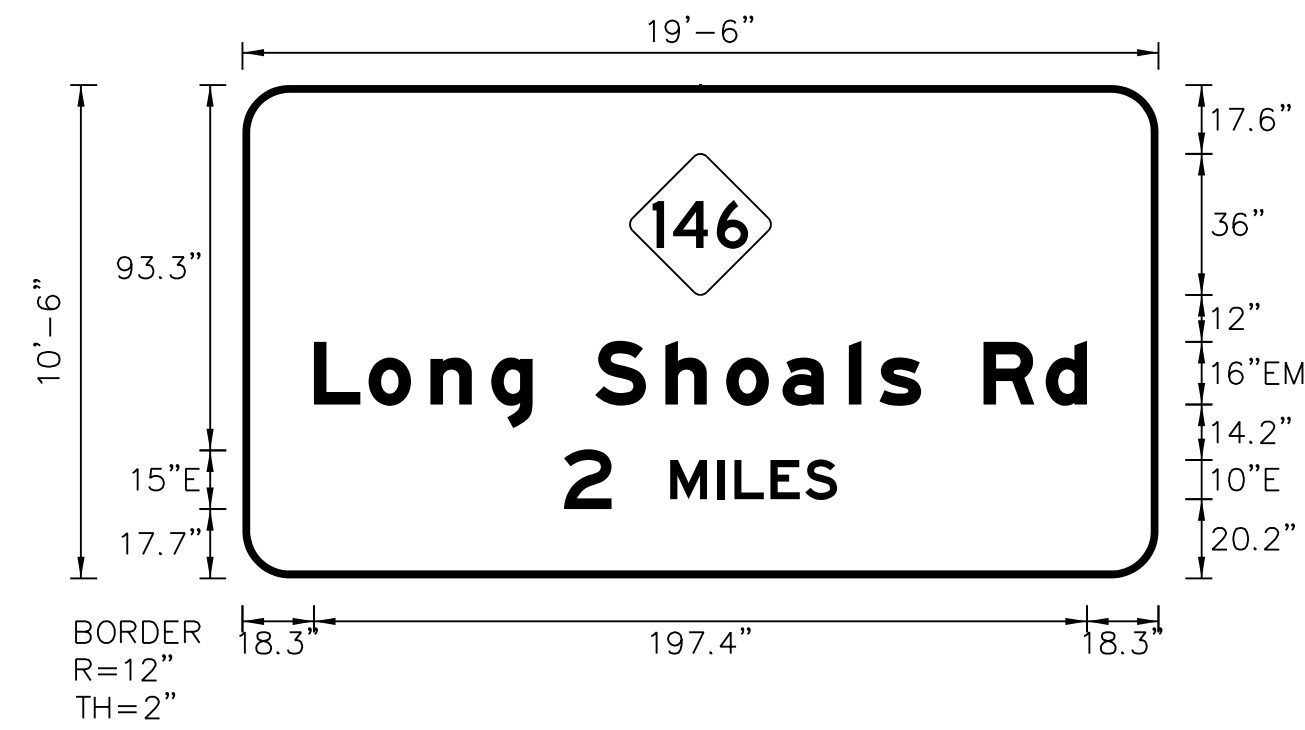
SEAL



DOCUMENT NOT CONSIDERED FINAL  
UNLESS ALL SIGNATURES COMPLETED

SIGN NUMBER: 12B BACKG COLOR: Green  
TYPE: A (OVHD) COPY COLOR: White  
QUANTITY: 1  
SIGN WIDTH: 19'-6" HEIGHT: 10'-6"  
TOTAL AREA: 204.8 Sq.Ft.  
BORDER TYPE: FLUSH RECESS: 0" WIDTH: 2" RADII: 12"  
NO. Z BARS: 3 LENGTH: 226.0  
MAT'L: 0.125" ALUMINUM

DESIGN BY: NKV CHECKED BY: TRT/ADK  
PROJECT ID: I-4700 DIV: 13 DATE: October 2018



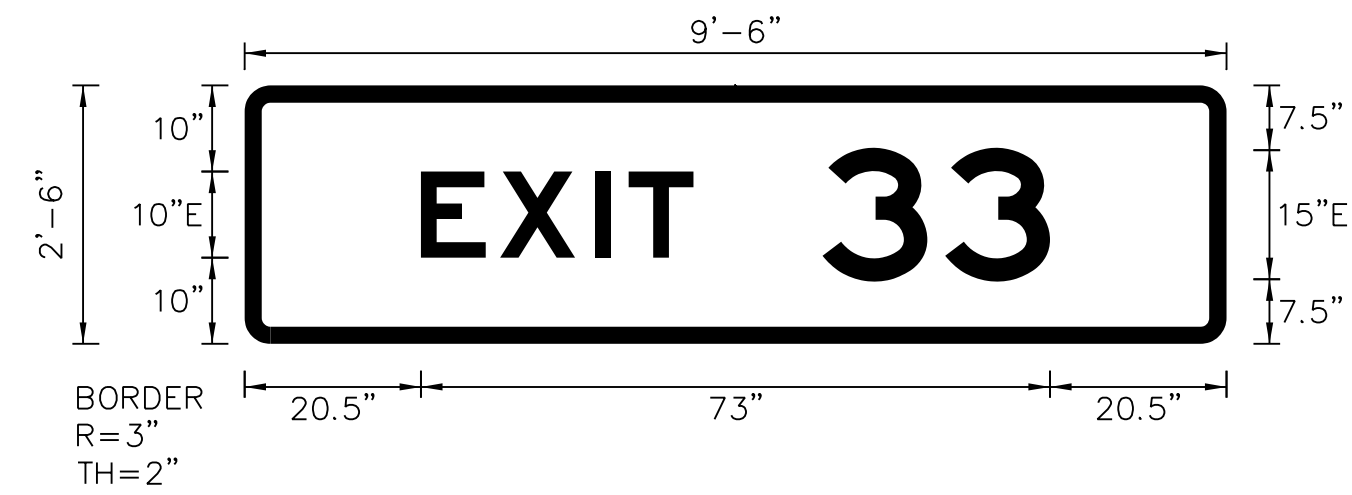
- NOTES:
- Legend and border shall be direct applied Grade A reflective sheeting.
  - Shield shall be Grade A reflective sheeting on 0.032" aluminum and demountable.
  - Background shall be Grade C reflective sheeting.

LETTER POSITIONS

Letter spacings are to start of next letter													Series/Size			
													Text Length			
18.3	13.9	15.8	15.5	10.6	16	17.9	15.5	14.4	17	7.8	10.6	16	15.8	10.6	18.3	EM 2000
													197.4			
2		M	I	L	E	S							E 2000			
82.1	12.2	15	12	4.4	9.2	8.9	8.1	82.1					69.8			

SIGN NUMBER: 13A,14A BACKG COLOR: Green  
TYPE: B (OVHD) COPY COLOR: White  
QUANTITY: 2  
SIGN WIDTH: 9'-6" HEIGHT: 2'-6"  
TOTAL AREA: 23.8 Sq.Ft.  
BORDER TYPE: FLUSH RECESS: 0" WIDTH: 2" RADII: 3"  
NO. Z BARS: 2 LENGTH: 106.0  
MAT'L: 0.125" ALUMINUM

DESIGN BY: NKV CHECKED BY: TRT/ADK  
PROJECT ID: I-4700 DIV: 13 DATE: October 2018



- NOTES:
- Legend and border shall be direct applied Grade A reflective sheeting.
  - Background shall be Grade C reflective sheeting.
  - Use Attachment Method 1-R.

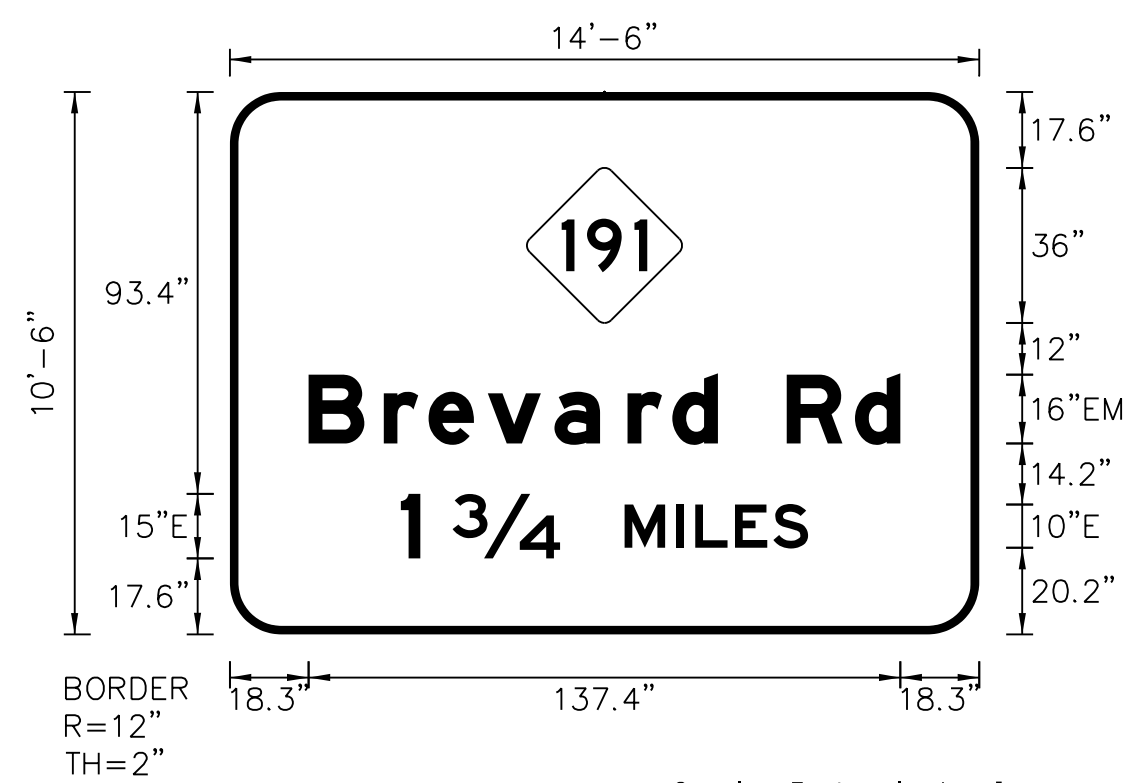
Spacing Factor is 1 unless specified otherwise  
Spacing Factor for "EXIT" is 1.2

LETTER POSITIONS

Letter spacings are to start of next letter										Series/Size
										Text Length
20.5	9.2	11.1	3.8	7.5	61.9					E 2000
										31.6
3	3									E 2000
67.1	14.2	12.2	20.5							26.4

SIGN NUMBER: 13B BACKG COLOR: Green  
TYPE: A (OVHD) COPY COLOR: White  
QUANTITY: 1  
SIGN WIDTH: 14'-6" HEIGHT: 10'-6"  
TOTAL AREA: 152.3 Sq.Ft.  
BORDER TYPE: FLUSH RECESS: 0" WIDTH: 2" RADII: 12"  
NO. Z BARS: 3 LENGTH: 166.0  
MAT'L: 0.125" ALUMINUM

DESIGN BY: NKV CHECKED BY: TRT/ADK  
PROJECT ID: I-4700 DIV: 13 DATE: October 2018



- NOTES:
- Legend and border shall be direct applied Grade A reflective sheeting.
  - Shield shall be Grade A reflective sheeting on 0.032" aluminum and demountable.
  - Background shall be Grade C reflective sheeting.

LETTER POSITIONS

Letter spacings are to start of next letter													Series/Size
													Text Length
18.3	17.4	10.4	13.8	15.5	17	10.4	10.6	16	15.8	10.6	18.3		EM 2000
													137.4
1		3/4	M	I	L	E	S						E 2000
39.7	4.5	7.5	25	15	12	4.4	9.2	8.9	8.1	39.7			94.6

SIGN NUMBER: 14B BACKG COLOR: Green  
TYPE: A (OVHD) COPY COLOR: White  
QUANTITY: 1  
SIGN WIDTH: 14'-6" HEIGHT: 10'-6"  
TOTAL AREA: 152.3 Sq.Ft.  
BORDER TYPE: FLUSH RECESS: 0" WIDTH: 2" RADII: 12"  
NO. Z BARS: 3 LENGTH: 166.0  
MAT'L: 0.125" ALUMINUM

DESIGN BY: NKV CHECKED BY: TRT/ADK  
PROJECT ID: I-4700 DIV: 13 DATE: October 2018



- NOTES:
- Legend and border shall be direct applied Grade A reflective sheeting.
  - Shield shall be Grade A reflective sheeting on 0.032" aluminum and demountable.
  - Background shall be Grade C reflective sheeting.

LETTER POSITIONS

Letter spacings are to start of next letter													Series/Size
													Text Length
18.3	17.4	10.4	13.8	15.5	17	10.4	10.6	16	15.8	10.6	18.3		EM 2000
													137.4
3/4	M	I	L	E	S							E 2000	
50.5	25	15	12	4.4	9.2	7.5	50.5					73.1	

APPROVED: Andrew D. Klinkovich  
DATE: 1/28/2019



DOCUMENT NOT CONSIDERED FINAL  
UNLESS ALL SIGNATURES COMPLETED

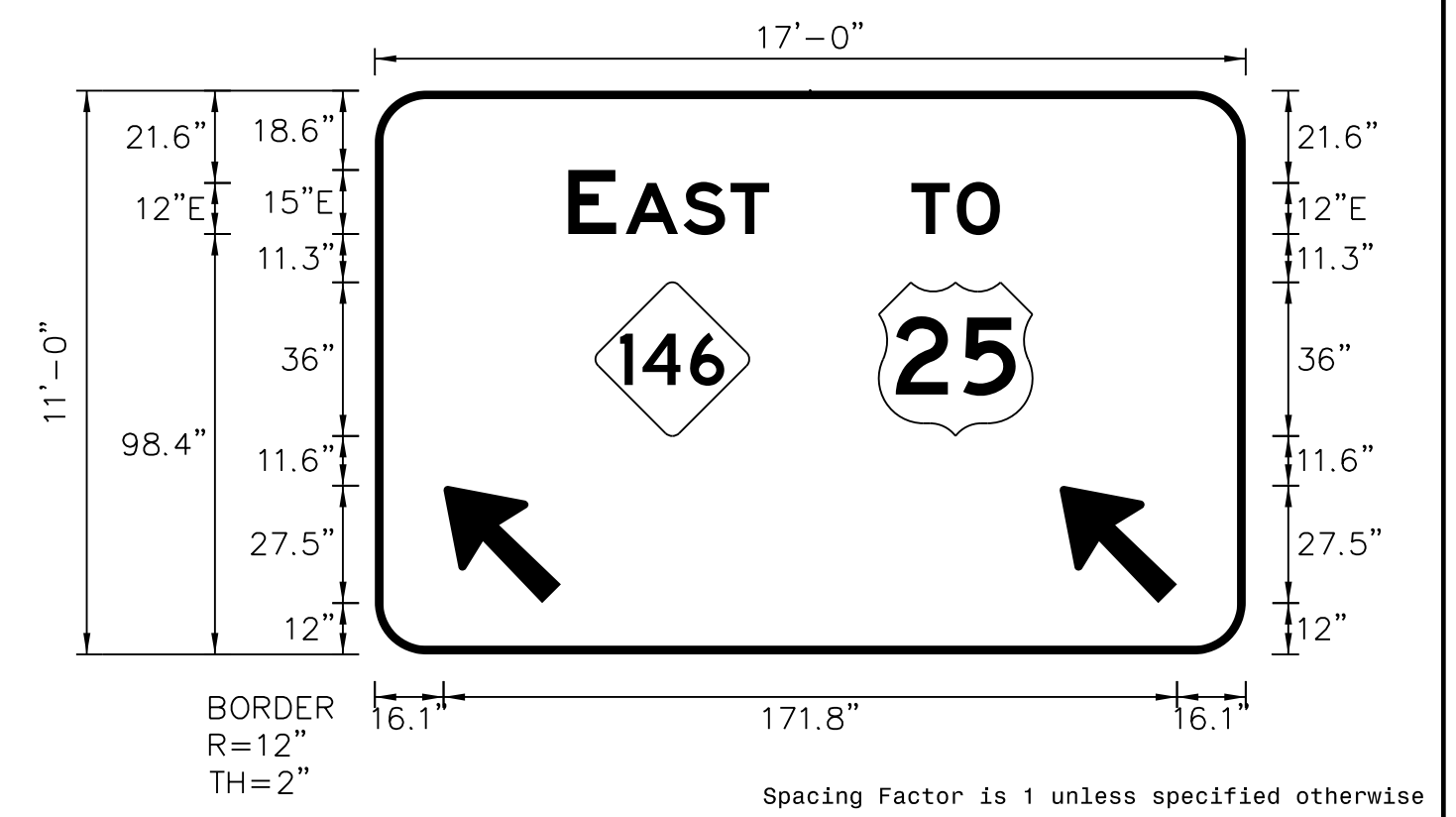
SIGN NUMBER: 15  
TYPE: A (OVHD)  
QUANTITY: 1  
SIGN WIDTH: 17'-0"  
HEIGHT: 11'-0"  
TOTAL AREA: 187.0 Sq.Ft.  
BORDER TYPE: FLUSH  
RECESS: 0"  
WIDTH: 2"  
RADIUS: 12"  
NO. Z BARS: 3  
LENGTH: 196.0

BACKG COLOR: Green  
COPY COLOR: White

SYMBOL	X	Y	WID	HT
M1-5-3-36-12D	51.7	51.1	36	36
M1_4	118	51.1	36	36
Type A Arrow	16.1	12	22.3	35
Type A Arrow	160.1	12	22.3	35

MAT'L: 0.125" ALUMINUM

DESIGN BY: JAW  
PROJECT ID: I-4700  
CHECKED BY: TRT/ADK  
DIV: 13  
DATE: October 2018



- NOTES:
- Legend and border shall be direct applied Grade A reflective sheeting.
  - Arrows and shields shall be Grade A reflective sheeting on 0.032" aluminum and demountable.
  - Background shall be Grade C reflective sheeting.

LETTER POSITIONS

Letter spacings are to start of next letter

	E	A	S	T							Series/Size Text Length
	45.3	11.2	2.2	13.6	11	9	111.7				E 2000 47
		T	O								E 2000 20.8
	125.7	10.7	10.1	57.6							

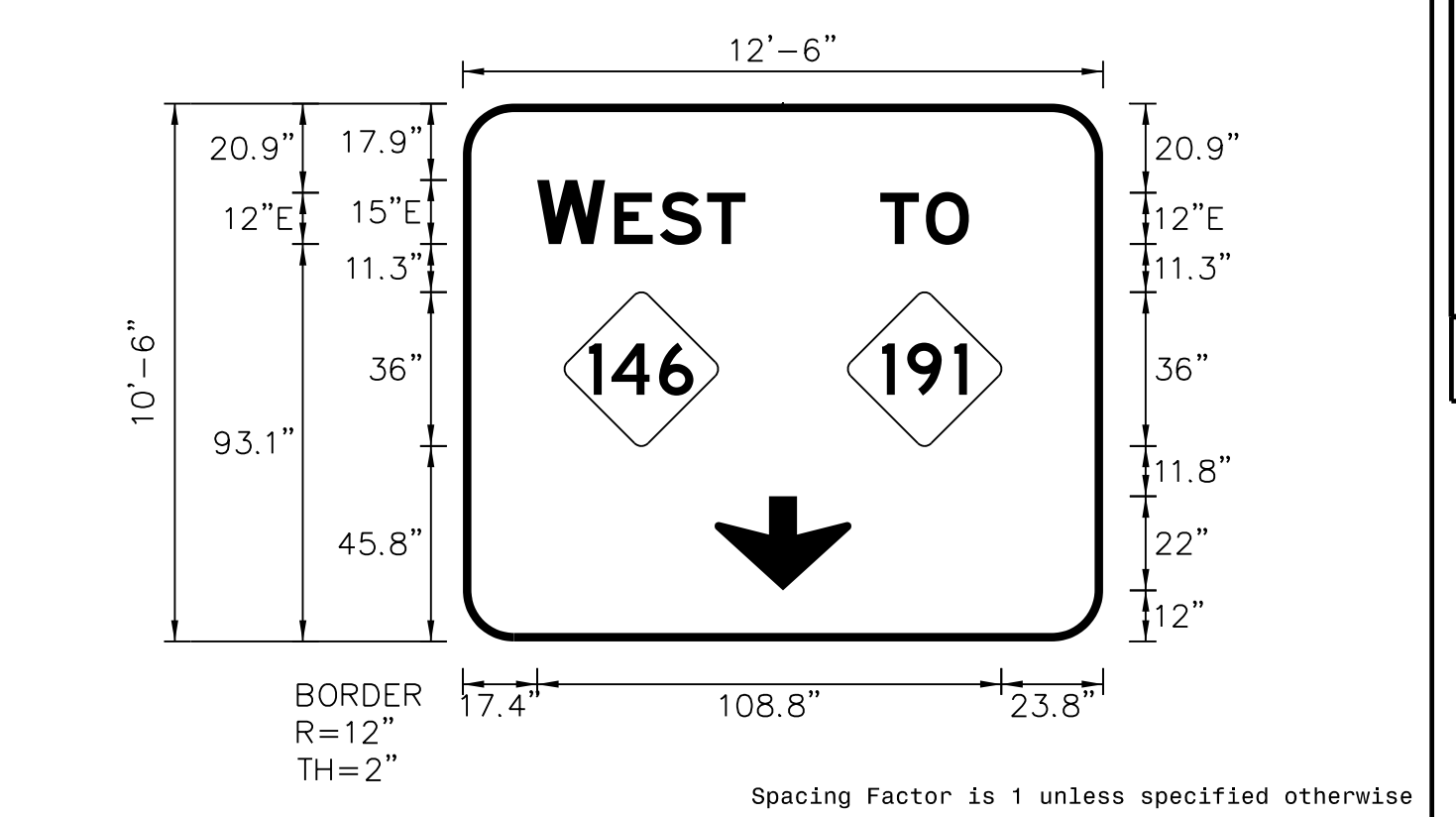
SIGN NUMBER: 16  
TYPE: A (OVHD)  
QUANTITY: 1  
SIGN WIDTH: 12'-6"  
HEIGHT: 10'-6"  
TOTAL AREA: 131.3 Sq.Ft.  
BORDER TYPE: FLUSH  
RECESS: 0"  
WIDTH: 2"  
RADIUS: 12"  
NO. Z BARS: 3  
LENGTH: 142.0

BACKG COLOR: Green  
COPY COLOR: White

SYMBOL	X	Y	WID	HT
M1-5-3-36-12D	23.8	45.8	36	36
M1-5-3-36-12D	90.2	45.8	36	36
Type C Arrow	59	12	32	22

MAT'L: 0.125" ALUMINUM

DESIGN BY: JAW  
PROJECT ID: I-4700  
CHECKED BY: TRT/ADK  
DIV: 13  
DATE: October 2018



- NOTES:
- Legend and border shall be direct applied Grade A reflective sheeting.
  - Arrow and shields shall be Grade A reflective sheeting on 0.032" aluminum and demountable.
  - Background shall be Grade C reflective sheeting.

LETTER POSITIONS

Letter spacings are to start of next letter

	W	E	S	T							Series/Size Text Length
	17.4	15.9	2.2	10.7	11	9	83.8				E 2000 48.8
		T	O								E 2000 20.8
	97.8	10.7	10.1	31.4							

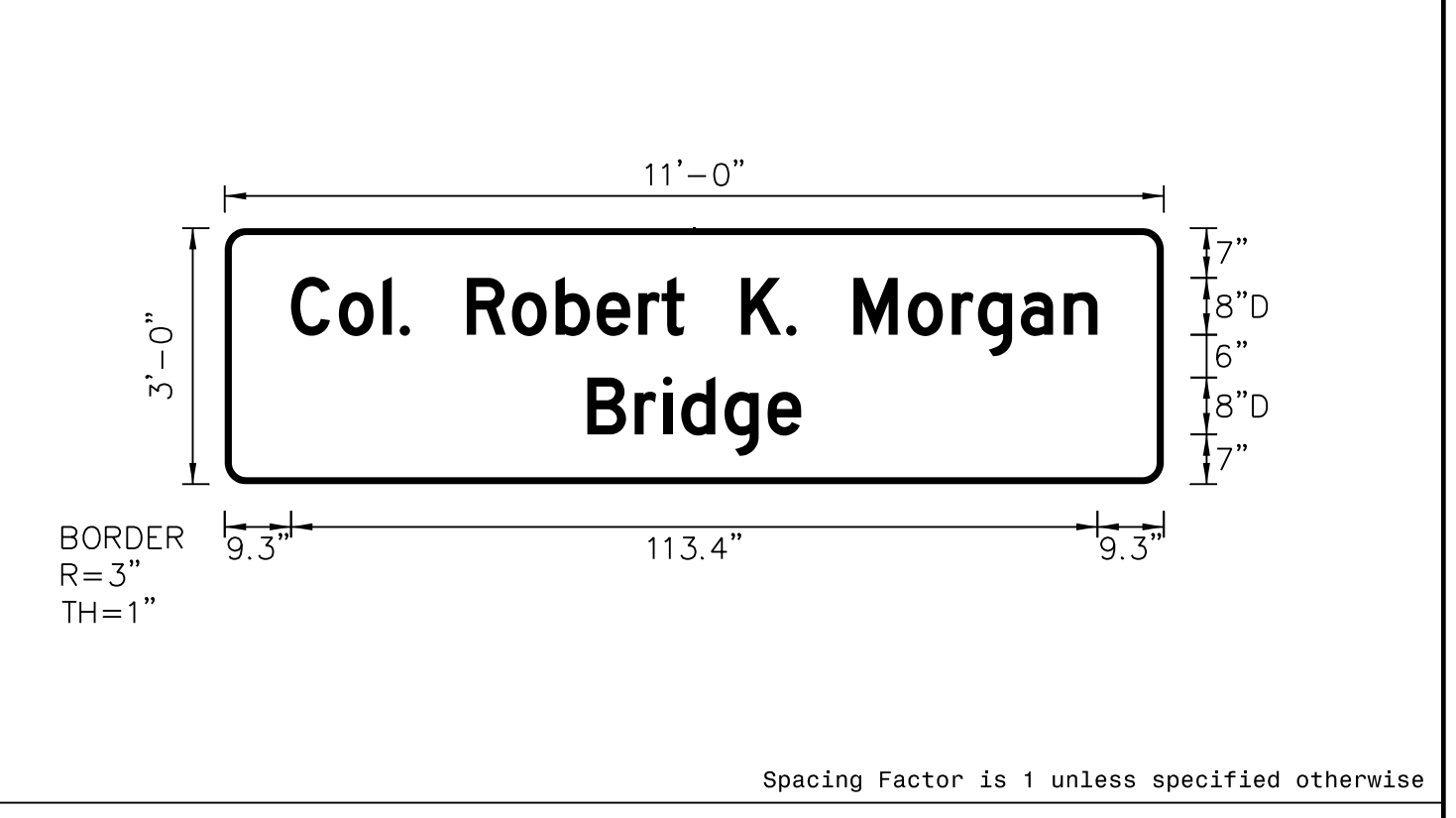
SIGN NUMBER: 101,102  
TYPE: B  
QUANTITY: 2  
SIGN WIDTH: 11'-0"  
HEIGHT: 3'-0"  
TOTAL AREA: 33.0 Sq.Ft.  
BORDER TYPE: FLUSH  
RECESS: 0"  
WIDTH: 1"  
RADIUS: 3"  
NO. Z BARS: 2  
LENGTH: 124.0

BACKG COLOR: Green  
COPY COLOR: White

SYMBOL	X	Y	WID	HT

MAT'L: 0.125" ALUMINUM

DESIGN BY: JAW  
PROJECT ID: I-4700  
CHECKED BY: TRT/ADK  
DIV: 13,14  
DATE: October 2018



- NOTES:
- Legend and border shall be direct applied Grade C reflective sheeting.
  - Background shall be Grade C reflective sheeting.

LETTER POSITIONS

Letter spacings are to start of next letter

	C	o	l	.	R	o	b	e	r	t	K	.	M	o	r	g	a	n				Series/Size Text Length	
	9.3	6.7	6.2	2.4	1.4	8	6.3	6.2	5.8	5.8	3.2	8	6.3	1.4	8	7.7	6.2	3.7	6	6.1	4.7	9.3	D 2000 113.4
		B	r	i	d	g	e																D 2000 30.1
	51	6.6	4	2.6	6.1	6.1	4.7	51															

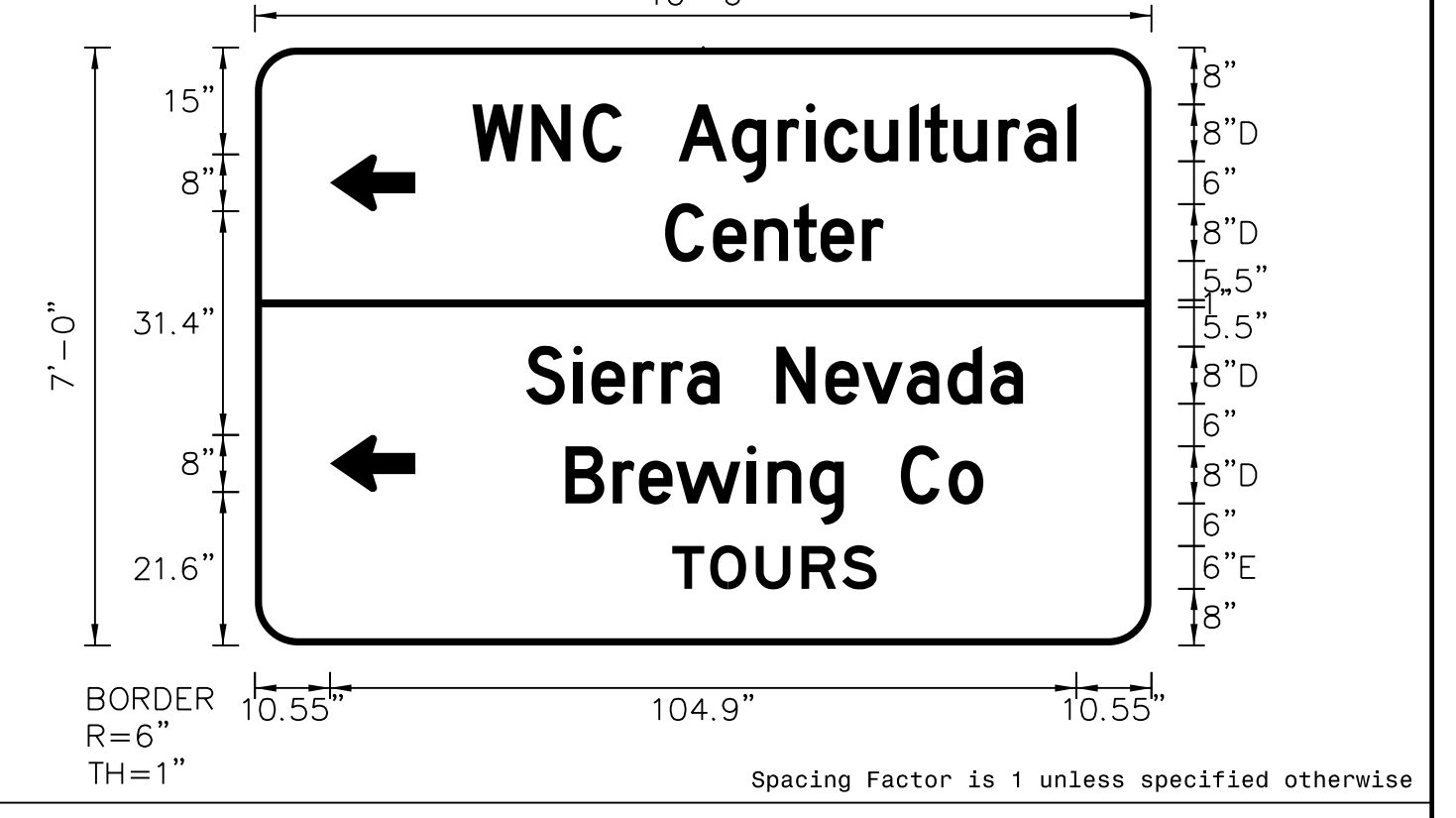
SIGN NUMBER: 103  
TYPE: A  
QUANTITY: 1  
SIGN WIDTH: 10'-6"  
HEIGHT: 7'-0"  
TOTAL AREA: 73.5 Sq.Ft.  
BORDER TYPE: FLUSH  
RECESS: 0"  
WIDTH: 1"  
RADIUS: 3"  
NO. Z BARS: 2  
LENGTH: 118.0

BACKG COLOR: Green/Brown  
COPY COLOR: White/White

SYMBOL	X	Y	WID	HT
Type D Arrow	10.5	61	8	12
Type D Arrow	10.5	21.6	8	12

MAT'L: 0.125" ALUMINUM

DESIGN BY: JAW  
PROJECT ID: I-4700  
CHECKED BY: TRT/ADK  
DIV: 14  
DATE: October 2018



- NOTES:
- Legend and border shall be direct applied Grade C reflective sheeting.
  - Background shall be Grade C reflective sheeting.


LETTER POSITIONS

Letter spacings are to start of next letter

	W	N	C	.	A	g	r	i	c	u	i	t	u	r	e								Series/Size Text Length
	30.6	8.3	7.2	5.4	8	7.5	6.4	4	2.6	5.7	6.3	2.2	4	6.3	3.6	6.1	1.3	10.5				D 2000 84.9	
		C	e	n	t	e	r																D 2000 30.7
	57.7	6.7	5.8	5.5	3.8	5.8	3	37.6															D 2000 69.8
		S	i	e	r	r	o	N	e	v	a	d	a										D 2000 58.7
	38.1	6.6	2.6	5.8	4	3.6	4.6	8	6.9	5.2	6.2	5.8	6	4.6	18.1							E 2000 28.7	
		B	r	e	w	i	n	g	C	o													
	43.7	6.6	3.7	5.2	10	2.9	5.9	4.8	8	6.7	4.9	23.6											
		T	O	U	R	S																	
	58.7	5.3	6.4	6.4	5.7	4.9	38.6																

APPROVED: Andrew D. Klinkovich  
DocuSigned by:  
 E3078F84586E44E

DATE: 1/28/2019



**DOCUMENT NOT CONSIDERED FINAL  
 UNLESS ALL SIGNATURES COMPLETED**

SIGN NUMBER: 104,107,114,129    BACKG COLOR: White  
 TYPE: A    COPY COLOR: Black  
 QUANTITY: 4

SYMBOL	X	Y	WID	HT
Type D Arrow	103.5	61	8	12
Type D Arrow	103.5	21.6	8	12


SIGN WIDTH: 9'-6"  
 HEIGHT: 6'-0"  
 TOTAL AREA: 57.0 Sq.Ft.

BORDER TYPE: RECESSED  
 RECESS: 0.75"  
 WIDTH: 1.25"  
 RADII: 3"

MAT'L: 0.125" ALUMINUM

NO. Z BARS: 2  
 LENGTH: 106.0

DESIGN BY: JAW    CHECKED BY: TRT/ADK  
 PROJECT ID: I-4700    DIV: 13    DATE: October 2018



BORDER R=3" TH=1.25" IN=0.75"    Spacing Factor is 1 unless specified otherwise

NOTES:  
 1. Legend and border shall be direct applied black non-reflective sheeting.  
 2. Background shall be Grade C reflective sheeting.

LETTER POSITIONS

Letter spacings are to start of next letter													Series/Size
													Text Length
	N	O		T	R	U	C	K	S				E 2000
13.9	10.4	8.4	10	9.2	10.1	10.4	10.4	9.3	8.1	13.9			86.3
			A	X	L	E	S						E 2000
30.5	6.5	8	9	8.6	7.4	7.1	6.5	30.5					53
	O	R		M	O	R	E						E 2000
29.5	8.6	6.5	8	9.4	8.6	8.1	6	29.5					55
	L	E	F	T		2	L	A	N	E	S		E 2000
12.8	7.4	7.6	6.6	6	8	6.5	8	6.6	9.5	8.6	7.1	6.5	12.8

SIGN NUMBER: 105    BACKG COLOR: Green/Brown  
 TYPE: A    COPY COLOR: White/White  
 QUANTITY: 1

SYMBOL	X	Y	WID	HT
Type D Arrow	103.5	61	8	12
Type D Arrow	103.5	21.6	8	12

SIGN WIDTH: 10'-6"  
 HEIGHT: 7'-0"  
 TOTAL AREA: 73.5 Sq.Ft.

BORDER TYPE: FLUSH  
 RECESS: 0"  
 WIDTH: 1"  
 RADII: 6"

MAT'L: 0.125" ALUMINUM

NO. Z BARS: 2  
 LENGTH: 118.0

DESIGN BY: JAW    CHECKED BY: TRT/ADK  
 PROJECT ID: I-4700    DIV: 13    DATE: October 2018



BORDER R=6" TH=1"    Spacing Factor is 1 unless specified otherwise

NOTES:  
 1. Legend and border shall be direct applied Grade C reflective sheeting.  
 2. Background shall be Grade C reflective sheeting.

LETTER POSITIONS

Letter spacings are to start of next letter													Series/Size
													Text Length
	W	N	C		A	g	r	i	c	u	l	t	D 2000
10.5	8.3	7.2	5.4	8	7.5	6.4	4	2.6	5.7	6.3	2.2	4	84.9
			C	e	n	t	e	r					D 2000
37.6	6.7	5.8	5.5	3.8	5.8	3	57.7						30.7
	S	i	e	r	r	a		N	e	v	a	d	D 2000
18.1	6.6	2.6	5.8	4	3.6	4.6	8	6.9	5.2	6.2	5.8	6	69.8
	B	r	e	w	i	n	g	C	o				D 2000
23.6	6.6	3.7	5.2	10	2.9	5.9	4.8	8	6.7	4.9	43.7		58.7
	T	O	U	R	S								E 2000
38.6	5.3	6.4	6.4	5.7	4.9	58.6							28.7

SIGN NUMBER: 106    BACKG COLOR: Green  
 TYPE: A    COPY COLOR: White  
 QUANTITY: 1

SYMBOL	X	Y	WID	HT
Type D Arrow	93.5	23	8	12

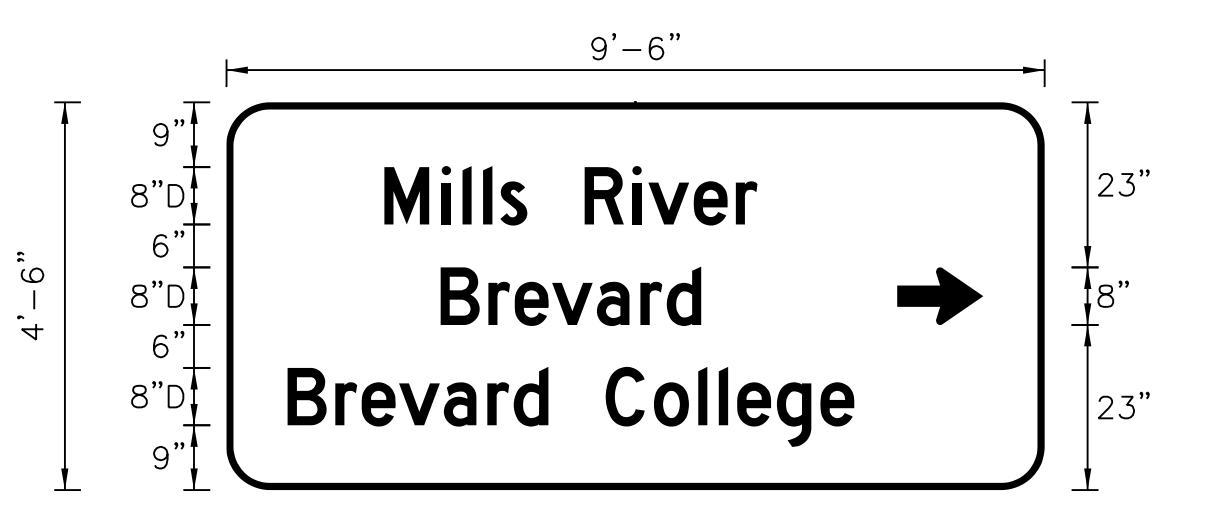
SIGN WIDTH: 9'-6"  
 HEIGHT: 4'-6"  
 TOTAL AREA: 42.8 Sq.Ft.

BORDER TYPE: FLUSH  
 RECESS: 0"  
 WIDTH: 1"  
 RADII: 6"

MAT'L: 0.125" ALUMINUM

NO. Z BARS: 2  
 LENGTH: 106.0

DESIGN BY: JAW    CHECKED BY: TRT/ADK  
 PROJECT ID: I-4700    DIV: 13    DATE: October 2018



BORDER R=6" TH=1"    Spacing Factor is 1 unless specified otherwise

NOTES:  
 1. Legend and border shall be direct applied Grade C reflective sheeting.  
 2. Background shall be Grade C reflective sheeting.  
 3. Center arrow vertically on sign.

LETTER POSITIONS

Letter spacings are to start of next letter													Series/Size
													Text Length
	M	i	l	l	s		R	i	v	e	r		D 2000
22	8	2.9	2.9	2.4	3.8	8	6.6	2.2	6.3	5.8	3	40	52
	B	r	e	v	a	r	d						D 2000
29.8	6.6	3.7	5.2	6.2	6.1	3.7	4.8	47.8					36.3
	B	r	e	v	a	r	d		C	o	l	l	D 2000
8.5	6.6	3.7	5.2	6.2	6.1	3.7	4.8	8	6.7	6.2	2.9	2.6	79

SIGN NUMBER: 108,118    BACKG COLOR: Green  
 TYPE: A    COPY COLOR: White  
 QUANTITY: 2

SYMBOL	X	Y	WID	HT
M1_1	21.6	16.9	36	36
M1_4	86.4	16.9	36	36

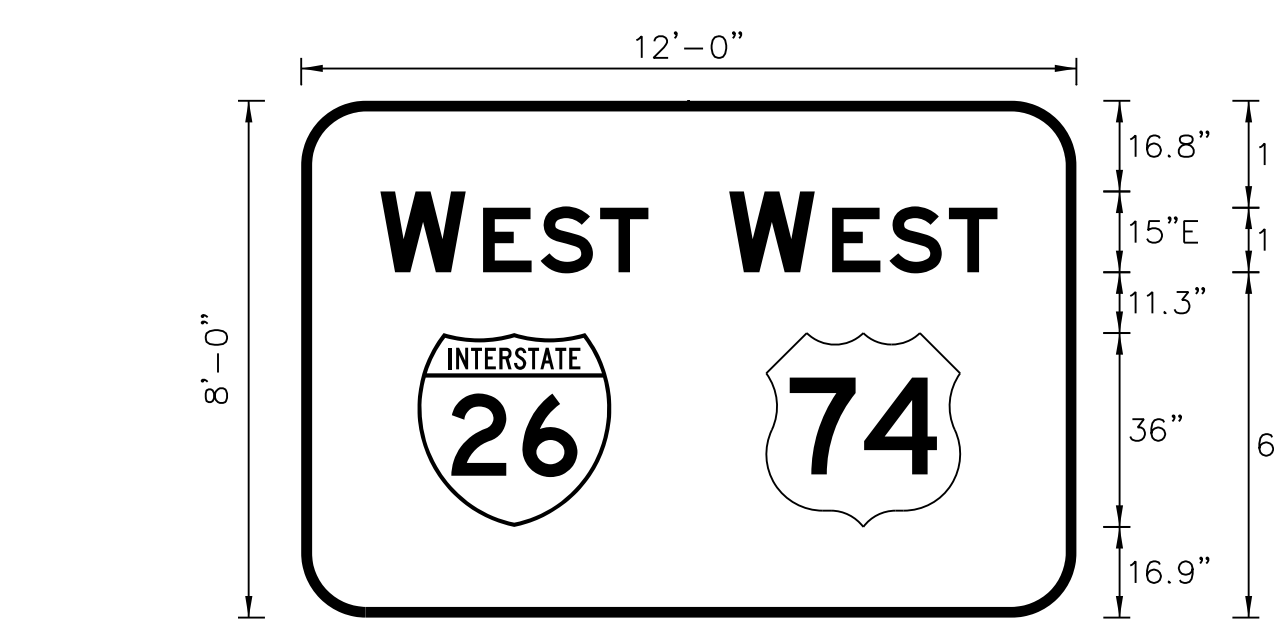
SIGN WIDTH: 12'-0"  
 HEIGHT: 8'-0"  
 TOTAL AREA: 96.0 Sq.Ft.

BORDER TYPE: FLUSH  
 RECESS: 0"  
 WIDTH: 2"  
 RADII: 12"

MAT'L: 0.125" ALUMINUM

NO. Z BARS: 3  
 LENGTH: 136.0

DESIGN BY: JAW    CHECKED BY: TRT/ADK  
 PROJECT ID: I-4700    DIV: 13    DATE: October 2018



BORDER R=12" TH=2"    Spacing Factor is 1 unless specified otherwise

NOTES:  
 1. Legend and border shall be direct applied Grade C reflective sheeting.  
 2. Shields shall be Grade C reflective sheeting on 0.032" aluminum and demountable.  
 3. Background shall be Grade C reflective sheeting.

LETTER POSITIONS

Letter spacings are to start of next letter													Series/Size
													Text Length
	W	E	S	T									E 2000
14.7	15.9	3.2	10.7	11	9	79.5							49.8
	W	E	S	T									E 2000
79.5	15.9	3.2	10.7	11	9	14.7							49.8



APPROVED: Andrew D. Klinkovich  
DocuSigned by: Andrew D. Klinkovich  
 E3078F8456E44B...

DATE: 1/28/2019



**DOCUMENT NOT CONSIDERED FINAL  
 UNLESS ALL SIGNATURES COMPLETED**

SIGN NUMBER: 109      BACKG COLOR: Blue  
 TYPE: A      COPY COLOR: White  
 QUANTITY: 1

SYMBOL	X	Y	WID	HT

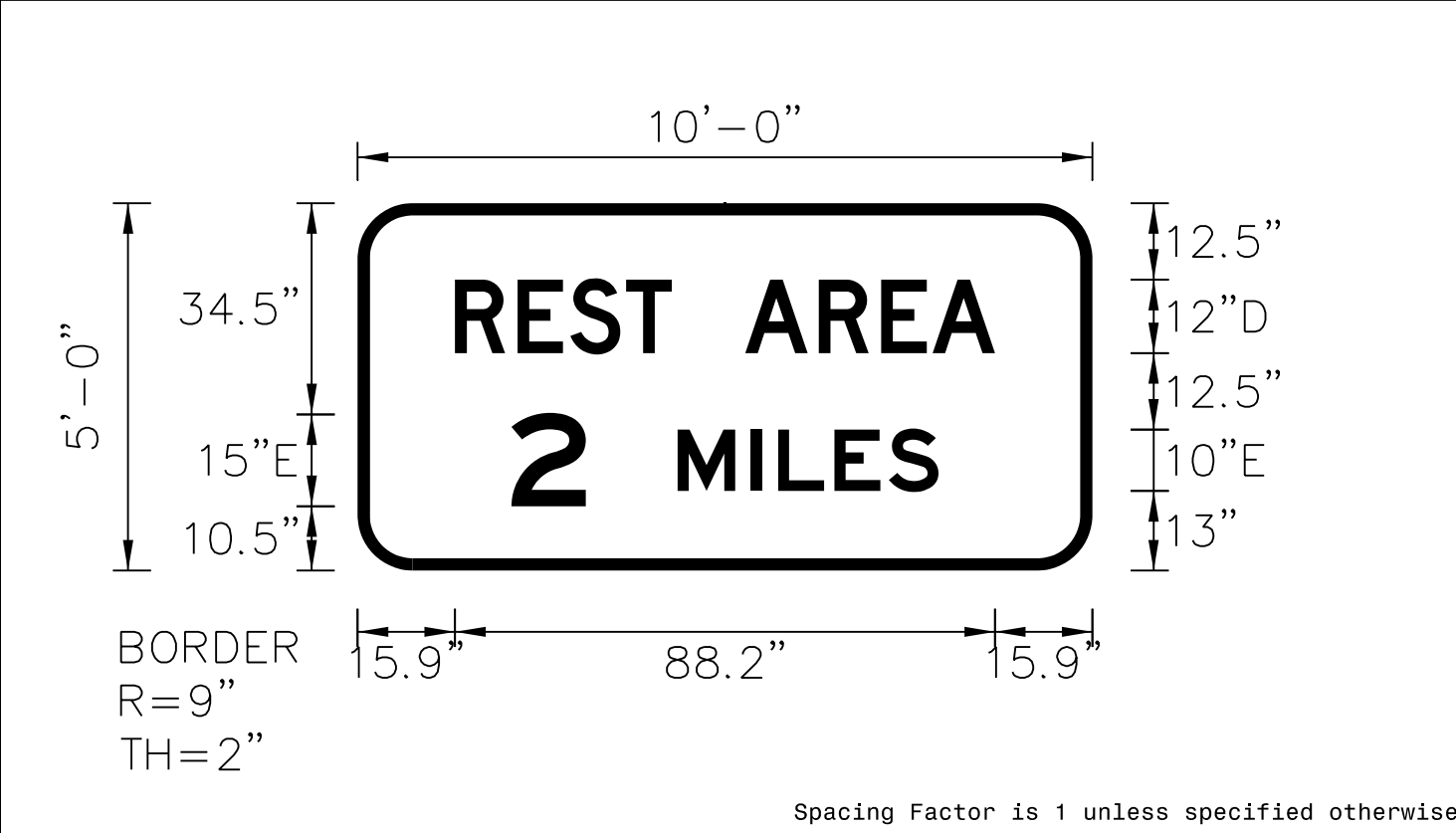
SIGN WIDTH: 10'-0"  
 HEIGHT: 5'-0"  
 TOTAL AREA: 50.0 Sq.Ft.

BORDER TYPE: FLUSH  
 RECESS: 0"  
 WIDTH: 2"  
 RADII: 9"

MAT'L: 0.125" ALUMINUM

NO. Z BARS: 2  
 LENGTH: 112.0

DESIGN BY: NKV      CHECKED BY: TRT/ADK  
 PROJECT ID: I-4700      DIV: 13      DATE: October 2018



- NOTES:
- Legend and border shall be direct applied Grade C reflective sheeting.
  - Background shall be Grade C reflective sheeting.

LETTER POSITIONS

Letter spacings are to start of next letter

Series/Size	Text Length
D 2000	88.2
E 2000	69.8

SIGN NUMBER: 110      BACKG COLOR: Green  
 TYPE: A      COPY COLOR: White  
 QUANTITY: 1

SYMBOL	X	Y	WID	HT

SIGN WIDTH: 16'-0"  
 HEIGHT: 9'-6"  
 TOTAL AREA: 152.0 Sq.Ft.

BORDER TYPE: FLUSH  
 RECESS: 0"  
 WIDTH: 2"  
 RADII: 12"

MAT'L: 0.125" ALUMINUM

NO. Z BARS: 3  
 LENGTH: 184.0

DESIGN BY: NKV      CHECKED BY: TRT/ADK  
 PROJECT ID: I-4700      DIV: 13      DATE: October 2018



- NOTES:
- Legend and border shall be direct applied Grade C reflective sheeting.
  - Background shall be Grade C reflective sheeting.

LETTER POSITIONS

Letter spacings are to start of next letter

Series/Size	Text Length
EM 2000	115.6
EM 2000	79.6
EM 2000	164
E 2000	75.3

SIGN NUMBER: 111,120      BACKG COLOR: Green  
 TYPE: A      COPY COLOR: White  
 QUANTITY: 2

SYMBOL	X	Y	WID	HT

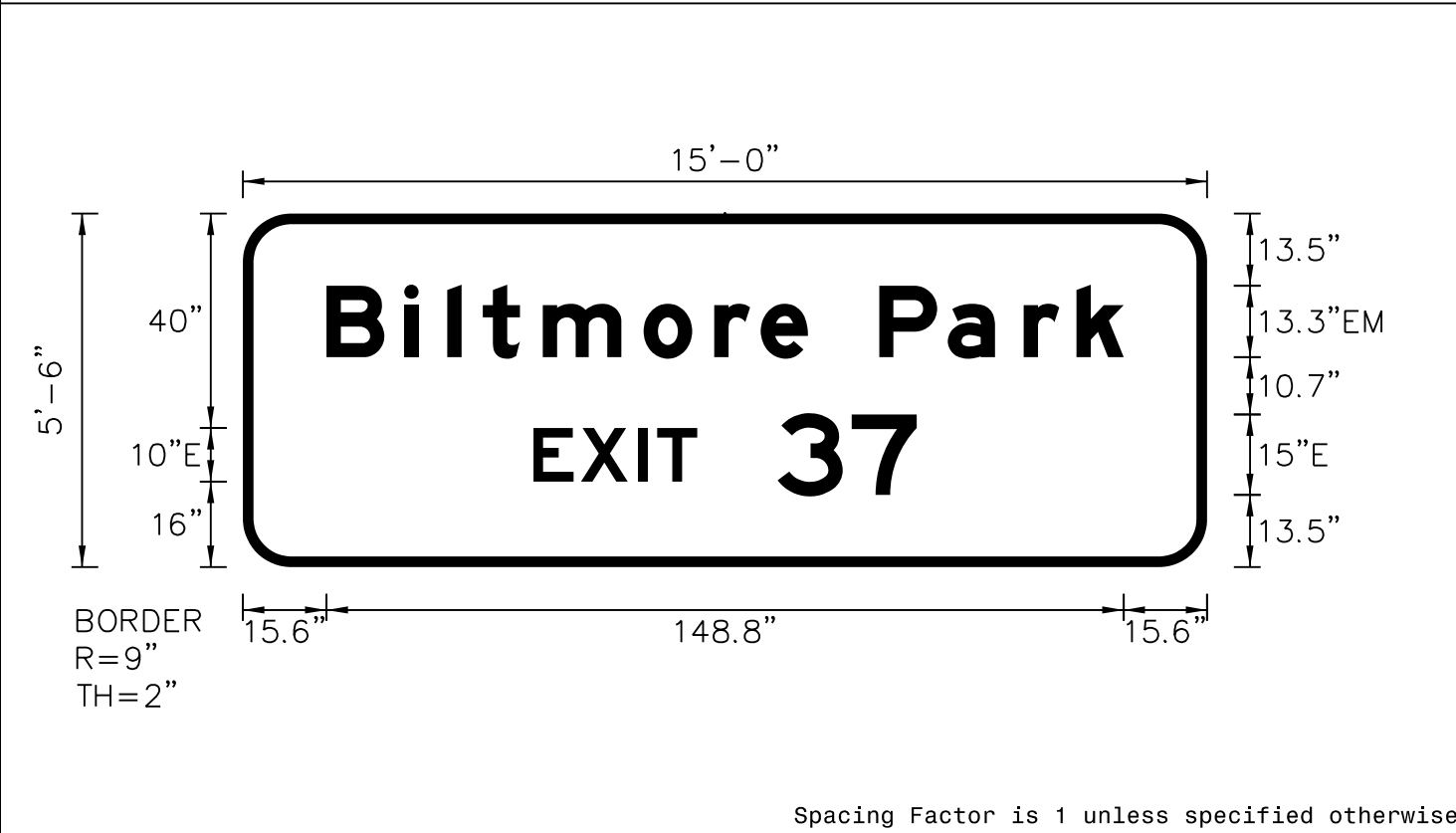
SIGN WIDTH: 15'-0"  
 HEIGHT: 5'-6"  
 TOTAL AREA: 82.5 Sq.Ft.

BORDER TYPE: FLUSH  
 RECESS: 0"  
 WIDTH: 2"  
 RADII: 9"

MAT'L: 0.125" ALUMINUM

NO. Z BARS: 2  
 LENGTH: 172.0

DESIGN BY: NKV      CHECKED BY: TRT/ADK  
 PROJECT ID: I-4700      DIV: 13      DATE: October 2018



- NOTES:
- Legend and border shall be direct applied Grade C reflective sheeting.
  - Background shall be Grade C reflective sheeting.

LETTER POSITIONS

Letter spacings are to start of next letter

Series/Size	Text Length
EM 2000	148.8
E 2000	71.6

SIGN NUMBER: 112      BACKG COLOR: Green  
 TYPE: B      COPY COLOR: White  
 QUANTITY: 1

SYMBOL	X	Y	WID	HT

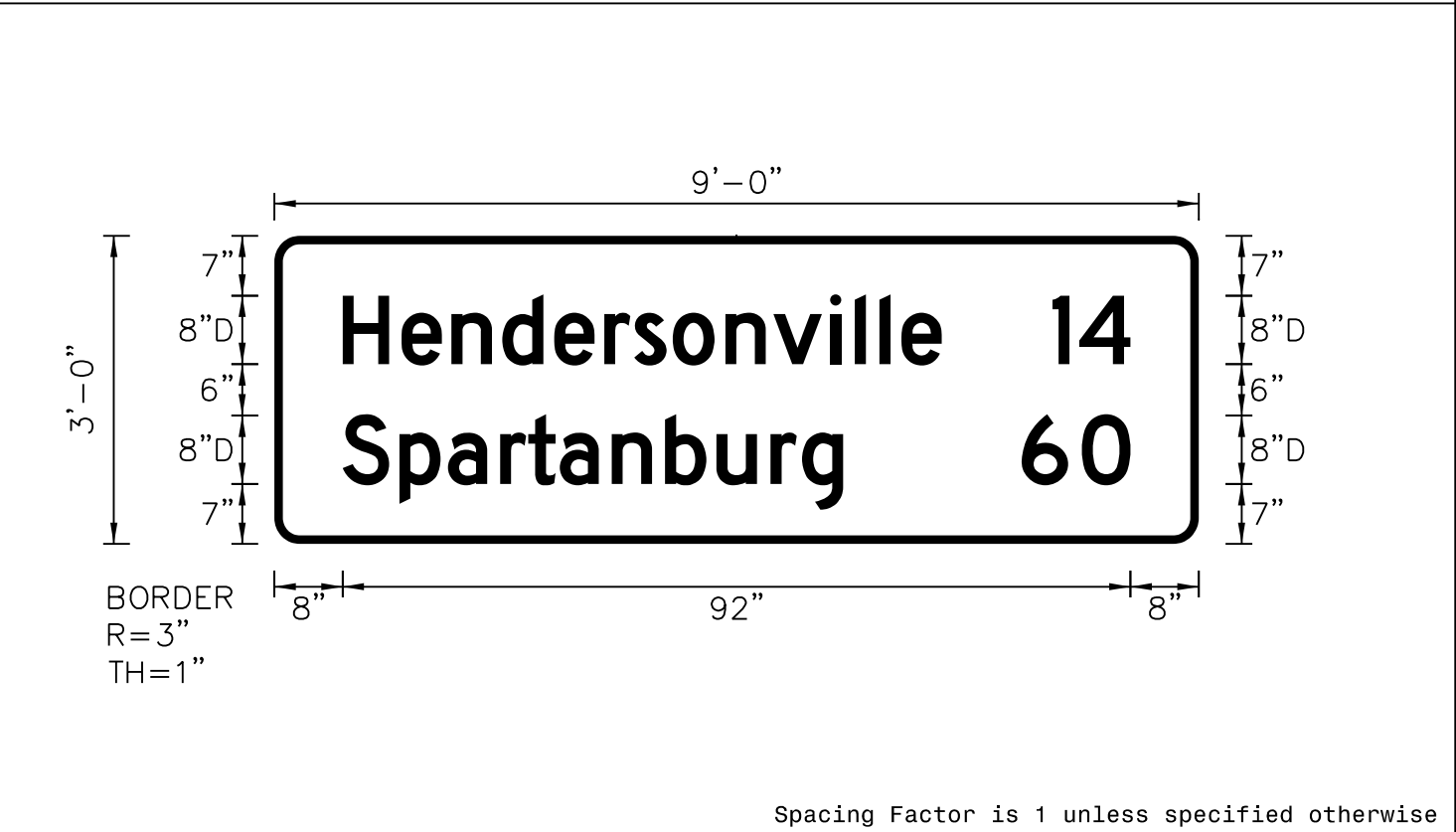
SIGN WIDTH: 9'-0"  
 HEIGHT: 3'-0"  
 TOTAL AREA: 27.0 Sq.Ft.

BORDER TYPE: FLUSH  
 RECESS: 0"  
 WIDTH: 1"  
 RADII: 3"

MAT'L: 0.125" ALUMINUM

NO. Z BARS: 2  
 LENGTH: 100.0

DESIGN BY: NKV      CHECKED BY: TRT/ADK  
 PROJECT ID: I-4700      DIV: 13      DATE: December 2018



- NOTES:
- Legend and border shall be direct applied Grade C reflective sheeting.
  - Background shall be Grade C reflective sheeting.


LETTER POSITIONS

Letter spacings are to start of next letter

Series/Size	Text Length
D 2000	70
D 2000	9.1
D 2000	58.5
D 2000	12.7

APPROVED: Andrew D. Klinkovich  
DocuSigned by:  
 E3078F84586E448

DATE: 1/28/2019



**DOCUMENT NOT CONSIDERED FINAL  
 UNLESS ALL SIGNATURES COMPLETED**

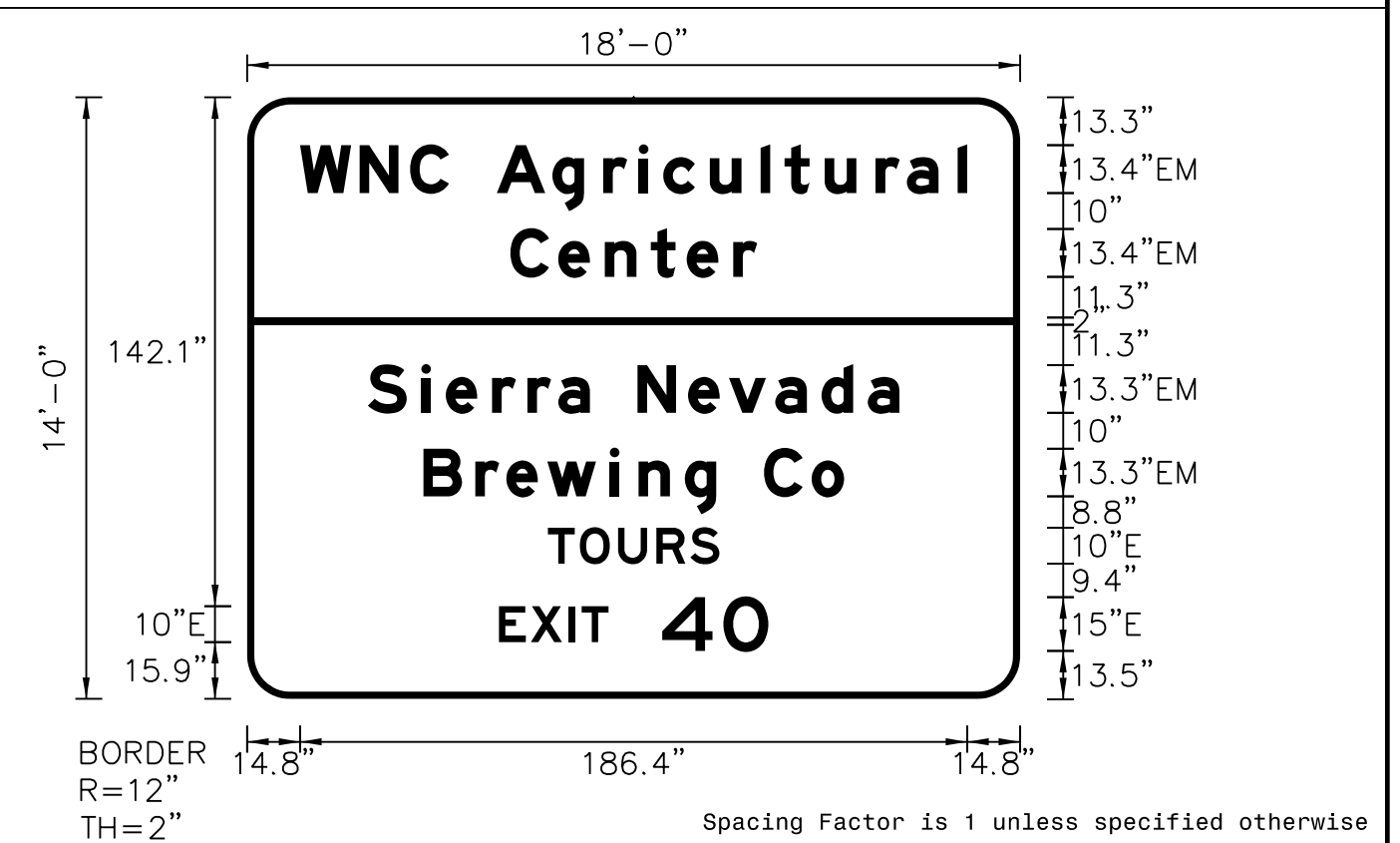
SIGN NUMBER: 113  
 TYPE: A  
 QUANTITY: 1  
 SIGN WIDTH: 18'-0"  
 HEIGHT: 14'-0"  
 TOTAL AREA: 252.0 Sq.Ft.  
 BORDER TYPE: FLUSH  
 RECESS: 0"  
 WIDTH: 2"  
 RADII: 12"  
 NO. Z BARS: 4  
 LENGTH: 208.0

BACKG COLOR: Green / Brown  
 COPY COLOR: White / White

SYMBOL	X	Y	WID	HT

MAT'L: 0.125" ALUMINUM

DESIGN BY: NKV  
 PROJECT ID: I-4700  
 CHECKED BY: TRT/ADK  
 DIV: 13  
 DATE: October 2018



NOTES:  
 1. Legend and border shall be direct applied Grade C reflective sheeting.  
 2. Background shall be Grade C reflective sheeting.  
 3. Proposed support spacing is 7.50'.

LETTER POSITIONS

Letter spacings are to start of next letter

Series/Size	Text Length
EM 2000	186.4
EM 2000	69
EM 2000	148.5
EM 2000	117.6
E 2000	47.9
E 2000	75.3

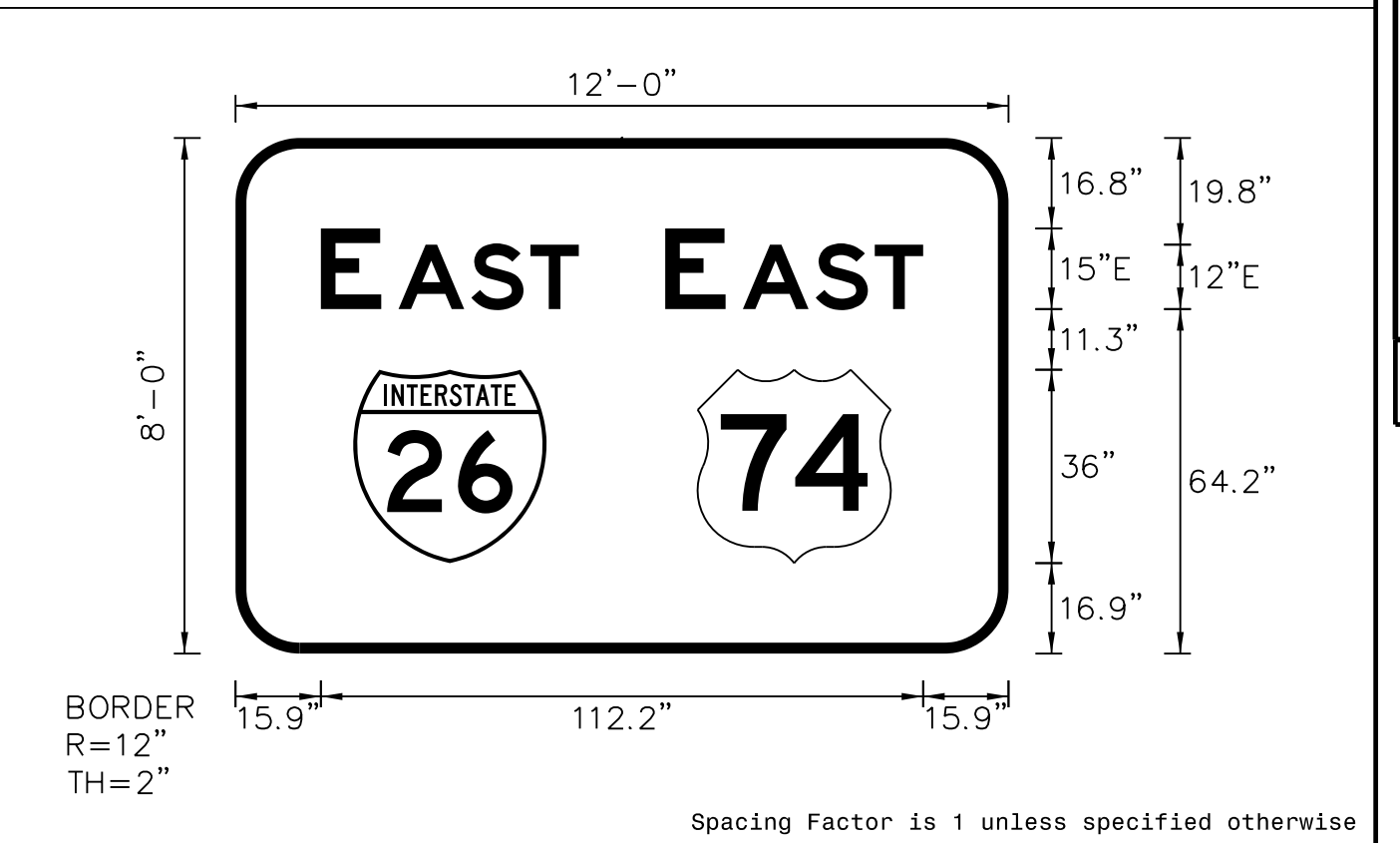
SIGN NUMBER: 115,127  
 TYPE: A  
 QUANTITY: 2  
 SIGN WIDTH: 12'-0"  
 HEIGHT: 8'-0"  
 TOTAL AREA: 96.0 Sq.Ft.  
 BORDER TYPE: FLUSH  
 RECESS: 0"  
 WIDTH: 2"  
 RADII: 12"  
 NO. Z BARS: 3  
 LENGTH: 136.0

BACKG COLOR: Green  
 COPY COLOR: White

SYMBOL	X	Y	WID	HT
M1_1	21.9	16.9	36	36
M1_4	86.1	16.9	36	36

MAT'L: 0.125" ALUMINUM

DESIGN BY: JAW  
 PROJECT ID: I-4700  
 CHECKED BY: TRT/ADK  
 DIV: 13  
 DATE: October 2018



NOTES:  
 1. Legend and border shall be direct applied Grade C reflective sheeting.  
 2. Shields shall be Grade C reflective sheeting on 0.032" aluminum and demountable.  
 3. Background shall be Grade C reflective sheeting.

LETTER POSITIONS

Letter spacings are to start of next letter

Series/Size	Text Length
E 2000	48.1
E 2000	48.1

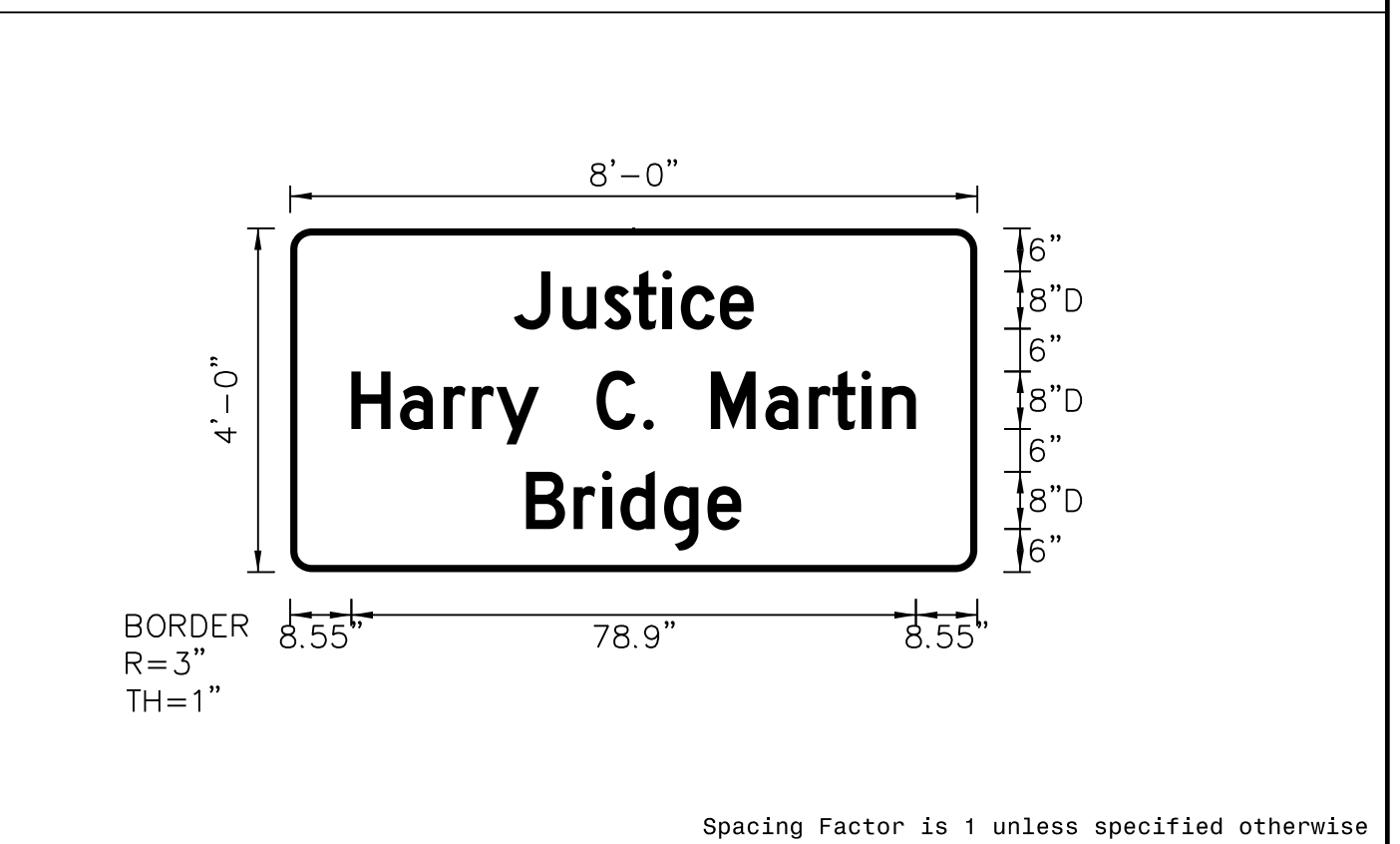
SIGN NUMBER: 116,117  
 TYPE: B  
 QUANTITY: 2  
 SIGN WIDTH: 8'-0"  
 HEIGHT: 4'-0"  
 TOTAL AREA: 32.0 Sq.Ft.  
 BORDER TYPE: FLUSH  
 RECESS: 0"  
 WIDTH: 1"  
 RADII: 3"  
 NO. Z BARS: 2  
 LENGTH: 88.0

BACKG COLOR: Green  
 COPY COLOR: White

SYMBOL	X	Y	WID	HT

MAT'L: 0.125" ALUMINUM

DESIGN BY: JAW  
 PROJECT ID: I-4700  
 CHECKED BY: TRT/ADK  
 DIV: 13  
 DATE: October 2018



NOTES:  
 1. Legend and border shall be direct applied Grade C non-reflective sheeting.  
 2. Background shall be Grade C reflective sheeting.

LETTER POSITIONS

Letter spacings are to start of next letter

Series/Size	Text Length
D 2000	33.5
D 2000	78.9
D 2000	30.1

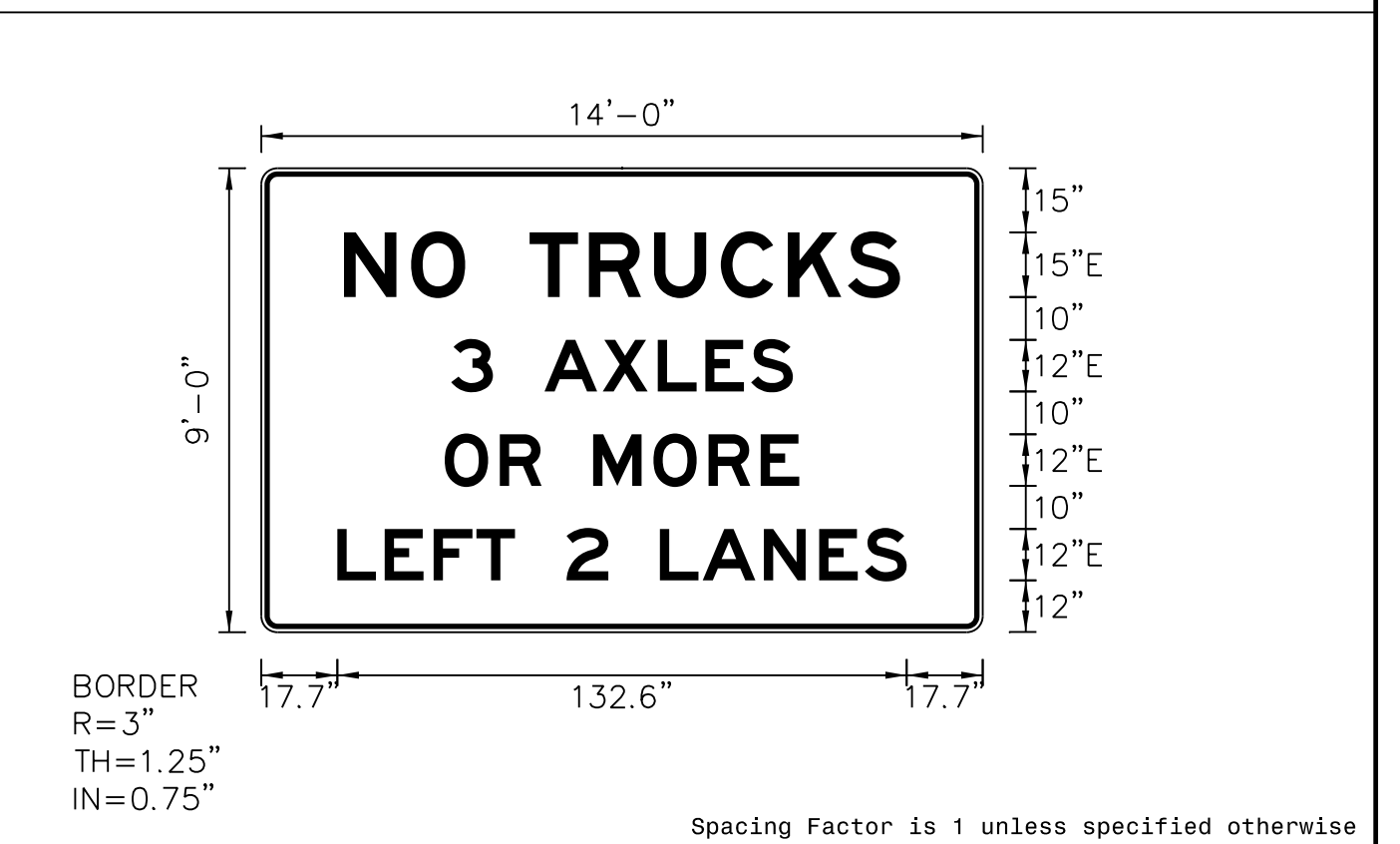
SIGN NUMBER: 119,128B,131B,132B  
 TYPE: A  
 QUANTITY: 4  
 SIGN WIDTH: 14'-0"  
 HEIGHT: 9'-0"  
 TOTAL AREA: 126.0 Sq.Ft.  
 BORDER TYPE: RECESSED  
 RECESS: 0.75"  
 WIDTH: 1.25"  
 RADII: 3"  
 NO. Z BARS: 3  
 LENGTH: 160.0

BACKG COLOR: White  
 COPY COLOR: Black

SYMBOL	X	Y	WID	HT

MAT'L: 0.125" ALUMINUM

DESIGN BY: JAW  
 PROJECT ID: I-4700  
 CHECKED BY: TRT/ADK  
 DIV: 13  
 DATE: October 2018



NOTES:  
 1. Legend and border shall be direct applied black non-reflective sheeting.  
 2. Background shall be Grade C reflective sheeting.


LETTER POSITIONS

Letter spacings are to start of next letter

Series/Size	Text Length
E 2000	129.5
E 2000	79.6
E 2000	82.6
E 2000	132.6

APPROVED: Andrew D. Klinkovich  
DocuSigned by:  
 E3078F84586E44E

DATE: 1/28/2019



DOCUMENT NOT CONSIDERED FINAL  
 UNLESS ALL SIGNATURES COMPLETED

SIGN NUMBER: 121A,123A      BACKG COLOR: Green  
 TYPE: B                      COPY COLOR: White  
 QUANTITY: 2

SYMBOL	X	Y	WID	HT

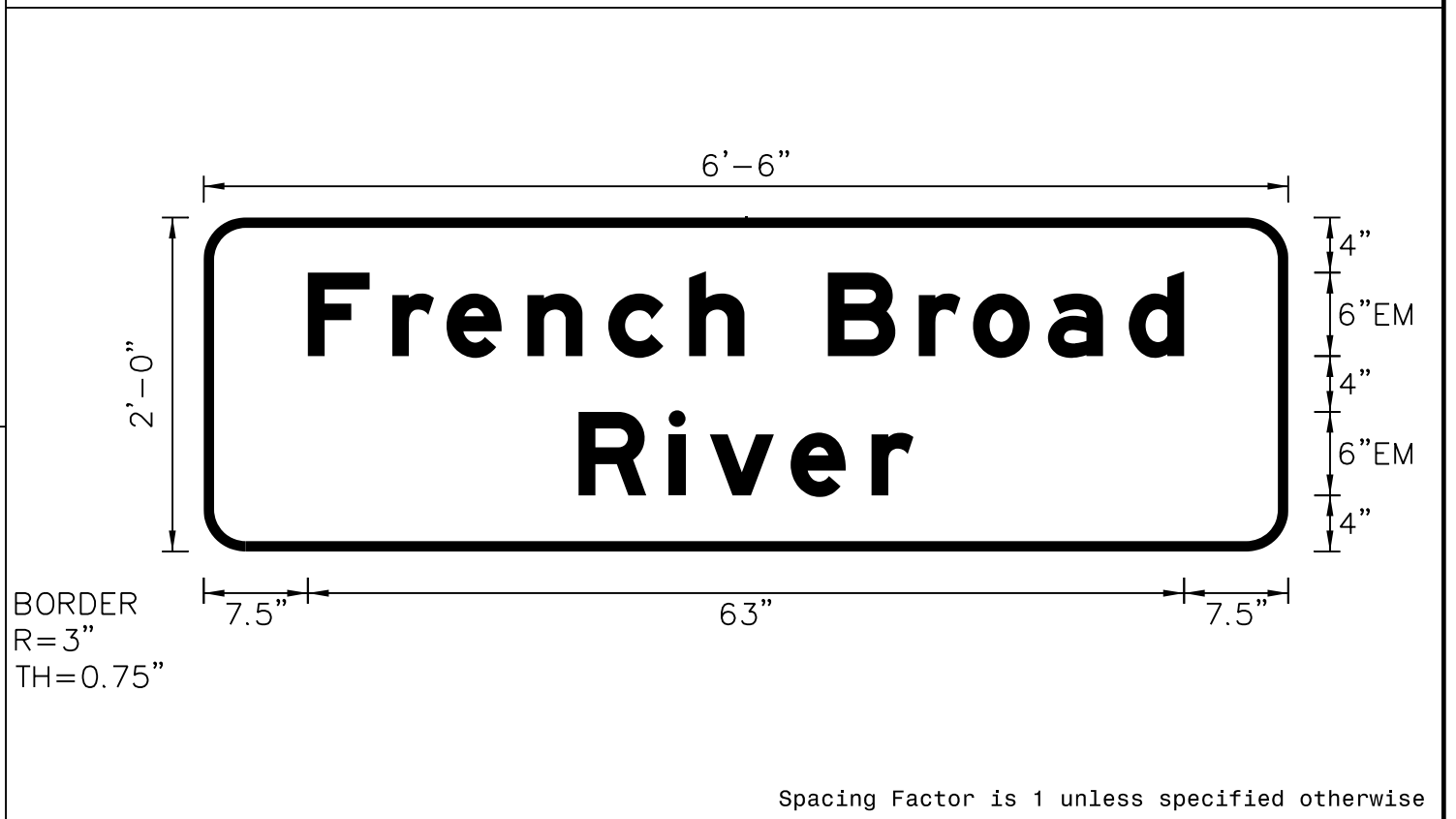
SIGN WIDTH: 6'-6"  
 HEIGHT: 2'-0"  
 TOTAL AREA: 13.0 Sq.Ft.

BORDER TYPE: FLUSH  
 RECESS: 0"  
 WIDTH: 0.75"  
 RADII: 3"

MAT'L: 0.125" ALUMINUM

NO. Z BARS: 2  
 LENGTH: 70.0

DESIGN BY: NKV                      CHECKED BY: TRT/ADK  
 PROJECT ID: I-4700                  DIV: 13                      DATE: October 2018



NOTES:  
 1. Legend and border shall be direct applied Grade C reflective sheeting.  
 2. Background shall be Grade C reflective sheeting.  
 3. Use Attachment Method II.

LETTER POSITIONS

Letter spacings are to start of next letter															Series/Size
															Text Length
7.5	6.1	3.9	5.8	5.8	5.8	4	6	6.5	3.9	5.4	5.8	4	7.5		EM 2000
															63
															EM 2000
27	6.5	2.9	5.8	5.8	3	27									24.1

SIGN NUMBER: 121B,123B      BACKG COLOR: Green  
 TYPE: B                      COPY COLOR: White  
 QUANTITY: 2

SYMBOL	X	Y	WID	HT

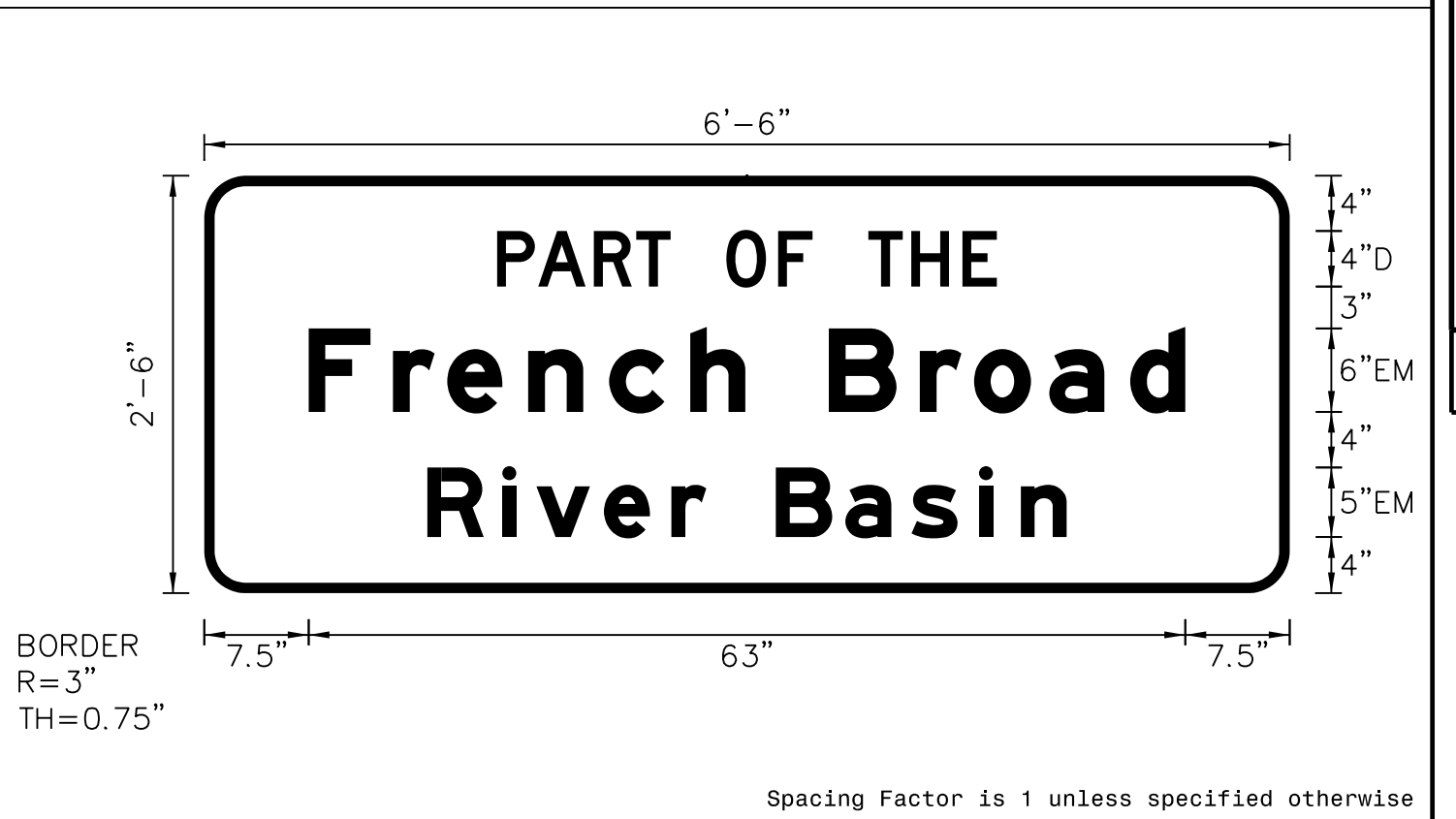
SIGN WIDTH: 6'-6"  
 HEIGHT: 2'-6"  
 TOTAL AREA: 16.3 Sq.Ft.

BORDER TYPE: FLUSH  
 RECESS: 0"  
 WIDTH: 0.75"  
 RADII: 3"

MAT'L: 0.125" ALUMINUM

NO. Z BARS: 2  
 LENGTH: 70.0

DESIGN BY: NKV                      CHECKED BY: TRT/ADK  
 PROJECT ID: I-4700                  DIV: 13                      DATE: October 2018



NOTES:  
 1. Legend and border shall be direct applied Grade C reflective sheeting.  
 2. Background shall be Grade C reflective sheeting.

LETTER POSITIONS

Letter spacings are to start of next letter															Series/Size
															Text Length
															D 2000
21	3	4	3	2.5	4	3.7	2.5	4	3.1	3.7	2.5	21			35.9
															EM 2000
7.5	6.1	3.9	5.8	5.8	5.8	4	6	6.5	3.9	5.4	5.8	4	7.5		63
															EM 2000
16	5.4	2.5	4.9	4.9	2.5	5	5	4.8	4.8	3	3.3	16			46

SIGN NUMBER: 122                  BACKG COLOR: Green  
 TYPE: A                      COPY COLOR: White  
 QUANTITY: 1

SYMBOL	X	Y	WID	HT

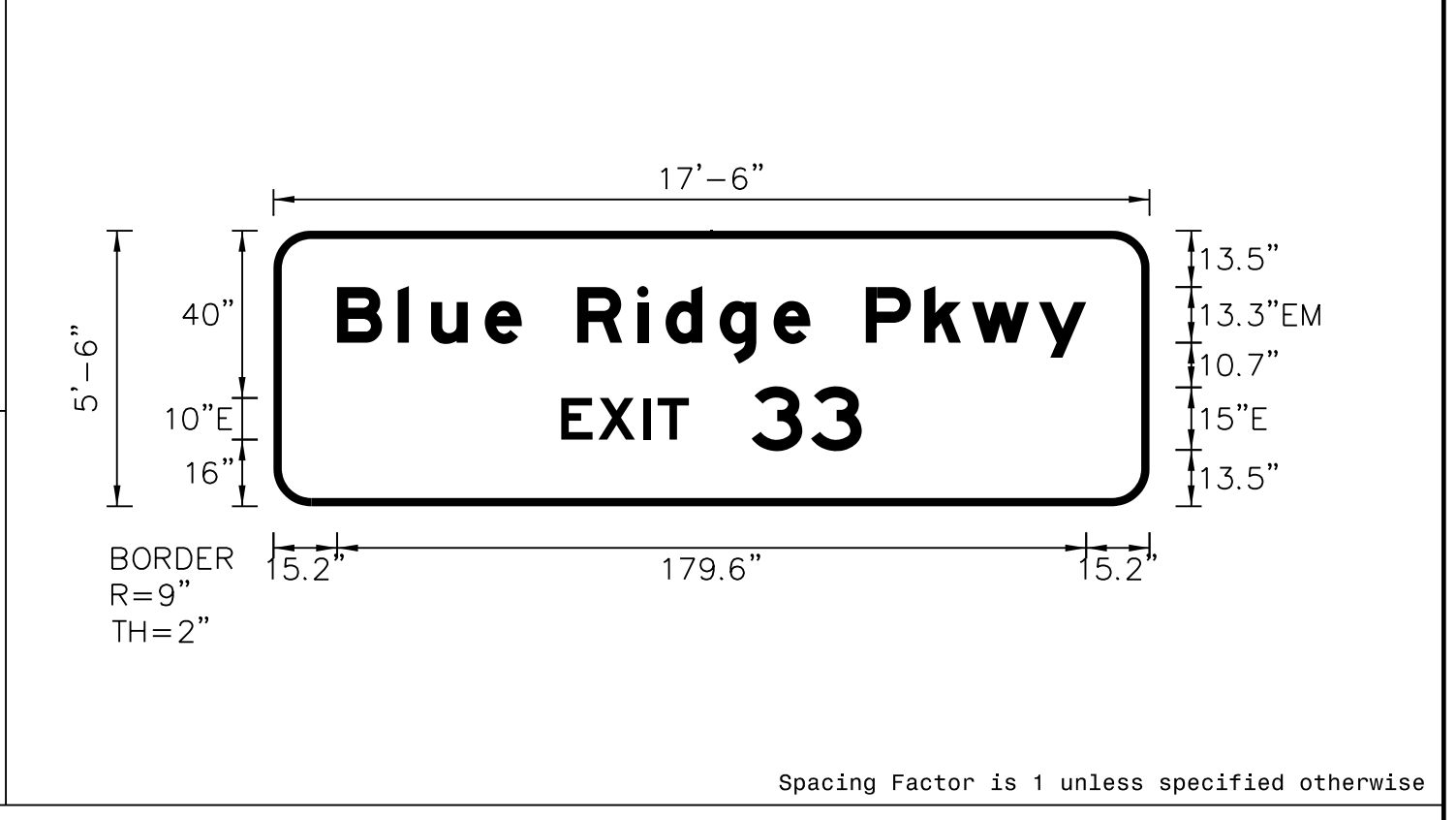
SIGN WIDTH: 17'-6"  
 HEIGHT: 5'-6"  
 TOTAL AREA: 96.3 Sq.Ft.

BORDER TYPE: FLUSH  
 RECESS: 0"  
 WIDTH: 2"  
 RADII: 9"

MAT'L: 0.125" ALUMINUM

NO. Z BARS: 2  
 LENGTH: 202.0

DESIGN BY: NKV                      CHECKED BY: TRT/ADK  
 PROJECT ID: I-4700                  DIV: 13                      DATE: October 2018



NOTES:  
 1. Legend and border shall be direct applied Grade C reflective sheeting.  
 2. Background shall be Grade C reflective sheeting.

LETTER POSITIONS

Letter spacings are to start of next letter															Series/Size	
															Text Length	
															EM 2000	
15.2	14.5	8	12.9	8.8	13.3	14.4	6.8	12.9	12.9	8.8	13.3	14	11.5	16	11.3	15.2
																179.6
																E 2000
69	8.9	10.7	3.5	7.5	15	14.3	12.2	69								72

SIGN NUMBER: 124                  BACKG COLOR: Green  
 TYPE: B                      COPY COLOR: White  
 QUANTITY: 1

SYMBOL	X	Y	WID	HT

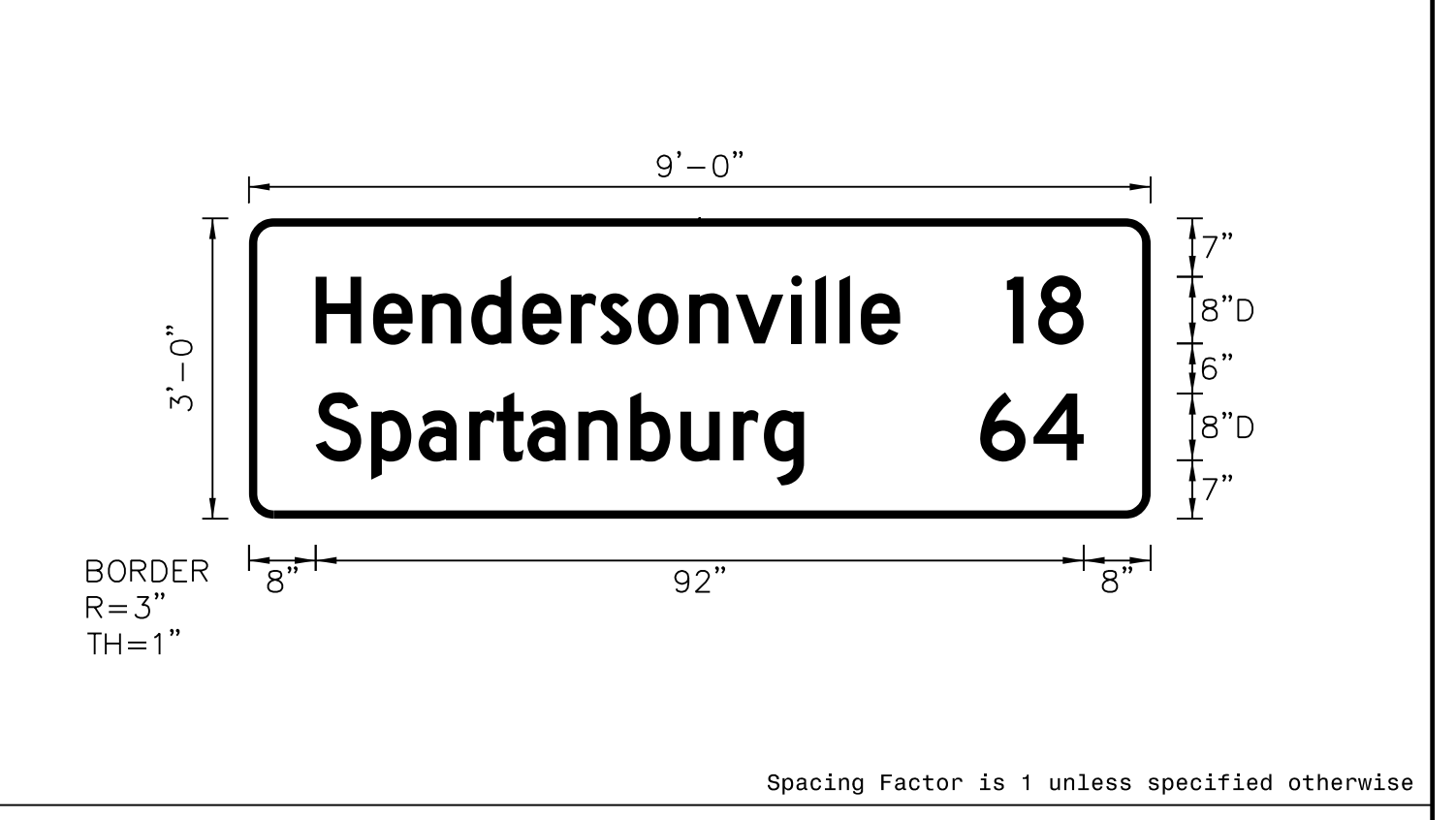
SIGN WIDTH: 9'-0"  
 HEIGHT: 3'-0"  
 TOTAL AREA: 27.0 Sq.Ft.

BORDER TYPE: FLUSH  
 RECESS: 0"  
 WIDTH: 1"  
 RADII: 3"

MAT'L: 0.125" ALUMINUM

NO. Z BARS: 2  
 LENGTH: 100.0

DESIGN BY: NKV                      CHECKED BY: TRT/ADK  
 PROJECT ID: I-4700                  DIV: 13                      DATE: December 2018




NOTES:  
 1. Legend and border shall be direct applied Grade C reflective sheeting.  
 2. Background shall be Grade C reflective sheeting.

LETTER POSITIONS

Letter spacings are to start of next letter															Series/Size	
															Text Length	
															D 2000	
8	6.9	5.8	5.9	6.1	5.8	3.5	4.5	6.2	5.6	6.6	2.9	2.9	2.6	4.7	30	
																70
																D 2000
90.8	3.8	5.4	8													9.2
																D 2000
8	6.6	5.7	6.1	3.3	3.7	6.1	6.2	6	6.3	3.7	4.8	41.5				58.5
																D 2000
6	4															12.4
87.6	6.4	6	8													



APPROVED: Andrew D. Klinkovich  
DocuSigned by:  
 E3078F84586E44E  
 DATE: 1/28/2019



**DOCUMENT NOT CONSIDERED FINAL  
 UNLESS ALL SIGNATURES COMPLETED**

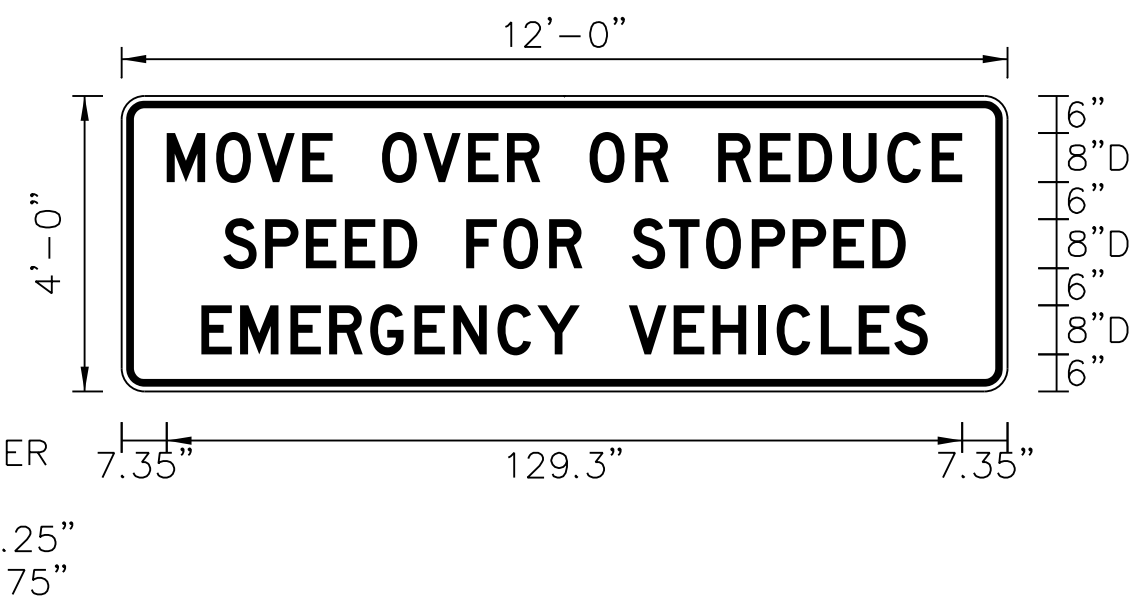
SIGN NUMBER: 125  
 TYPE: B  
 QUANTITY: 1  
 SIGN WIDTH: 12'-0"  
 HEIGHT: 4'-0"  
 TOTAL AREA: 48.0 Sq.Ft.  
 BORDER TYPE: RECESSED  
 RECESS: 0.75"  
 WIDTH: 1.25"  
 RADII: 3"  
 NO. Z BARS: 2  
 LENGTH: 136.0

BACKG COLOR: White  
 COPY COLOR: Black

SYMBOL	X	Y	WID	HT

MAT'L: 0.125" ALUMINUM

DESIGN BY: NKV  
 PROJECT ID: I-4700  
 CHECKED BY: TRT/ADK  
 DIV: 13  
 DATE: October 2018



- NOTES:
- Legend and border shall be direct applied black non-reflective sheeting.
  - Background shall be Grade C reflective sheeting.

LETTER POSITIONS

Letter spacings are to start of next letter		Series/Size
		Text Length
M	O	D 2000
7.4	8	129.3
S	P	D 2000
16.5	6.8	111
E	M	D 2000
13	6.3	118.1

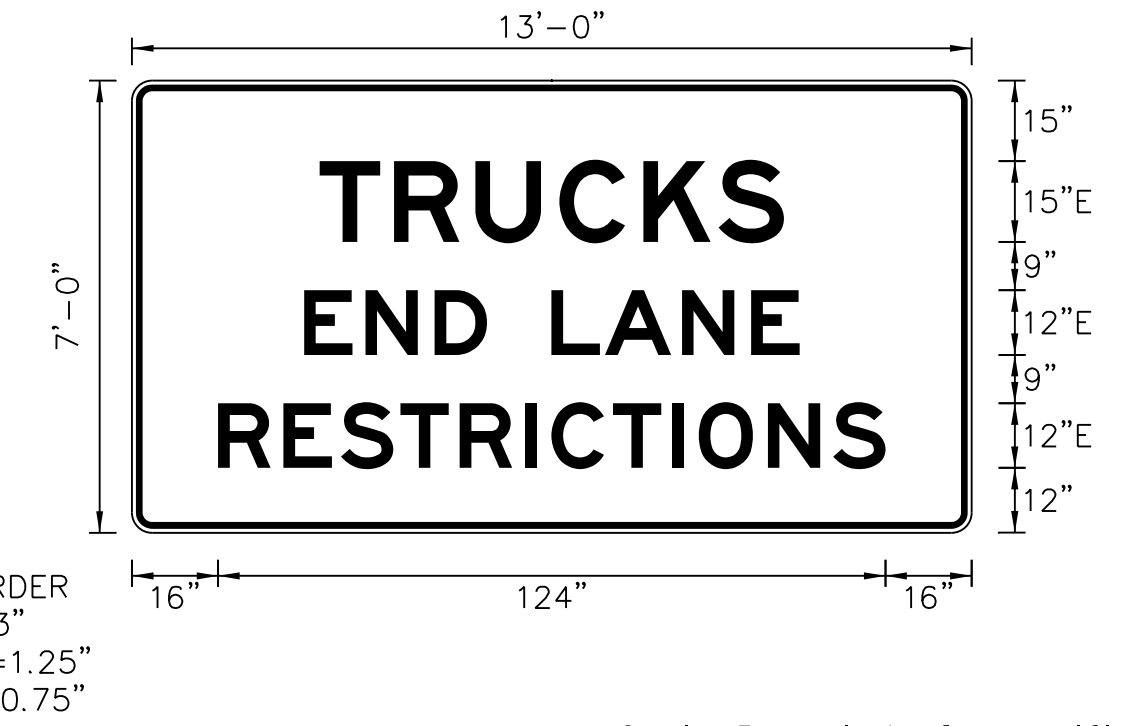
SIGN NUMBER: 126  
 TYPE: A  
 QUANTITY: 1  
 SIGN WIDTH: 13'-0"  
 HEIGHT: 7'-0"  
 TOTAL AREA: 91.0 Sq.Ft.  
 BORDER TYPE: RECESSED  
 RECESS: 0.75"  
 WIDTH: 1.25"  
 RADII: 3"  
 NO. Z BARS: 2  
 LENGTH: 148.0

BACKG COLOR: White  
 COPY COLOR: Black

SYMBOL	X	Y	WID	HT

MAT'L: 0.125" ALUMINUM

DESIGN BY: JAW  
 PROJECT ID: I-4700  
 CHECKED BY: TRT/ADK  
 DIV: 13  
 DATE: October 2018



- NOTES:
- Legend and border shall be direct applied black non-reflective sheeting.
  - Background shall be Grade C reflective sheeting.

LETTER POSITIONS

Letter spacings are to start of next letter		Series/Size
		Text Length
T	R	E 2000
34.9	13.8	86.3
E	N	E 2000
32	11.4	92
R	E	E 2000
16	12.1	124


SIGN NUMBER: 128A,131A,132A  
 TYPE: A  
 QUANTITY: 3  
 SIGN WIDTH: 14'-0"  
 HEIGHT: 3'-0"  
 TOTAL AREA: 42.0 Sq.Ft.  
 BORDER TYPE: RECESSED  
 RECESS: 0.75"  
 WIDTH: 1.25"  
 RADII: 3"  
 NO. Z BARS: 2  
 LENGTH: 160.0

BACKG COLOR: Yellow  
 COPY COLOR: Black

SYMBOL	X	Y	WID	HT
M1_1	48	6	24	24
M1_4	97	6	24	24

MAT'L: 0.125" ALUMINUM

DESIGN BY: JTT  
 PROJECT ID: I-4700  
 CHECKED BY: TRT/ADK  
 DIV: 13  
 DATE: October 2018



- NOTES:
- Border shall be direct applied black non-reflective sheeting.
  - Shields shall be Grade C reflective sheeting on 0.032" aluminum and demountable.
  - Background shall be Grade C reflective sheeting.
  - Use Attachment Method II.
  - Provide M1-4 with standard back plate.

LETTER POSITIONS

Letter spacings are to start of next letter		Series/Size
		Text Length

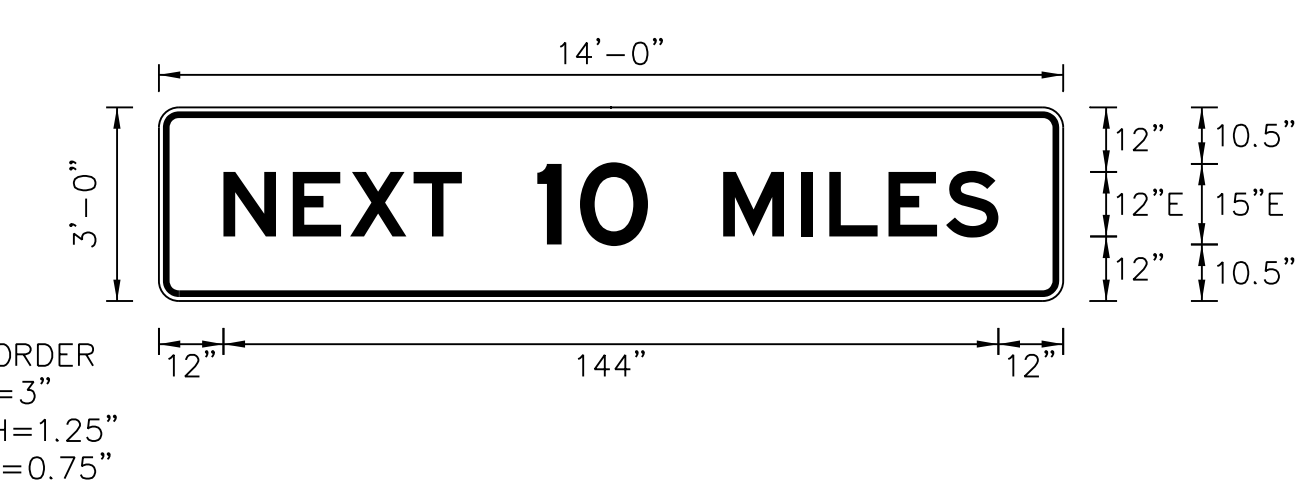
SIGN NUMBER: 128C  
 TYPE: A  
 QUANTITY: 1  
 SIGN WIDTH: 14'-0"  
 HEIGHT: 3'-0"  
 TOTAL AREA: 42.0 Sq.Ft.  
 BORDER TYPE: RECESSED  
 RECESS: 0.75"  
 WIDTH: 1.25"  
 RADII: 3"  
 NO. Z BARS: 2  
 LENGTH: 160.0

BACKG COLOR: Yellow  
 COPY COLOR: Black

SYMBOL	X	Y	WID	HT

MAT'L: 0.125" ALUMINUM

DESIGN BY: JAW  
 PROJECT ID: I-4700  
 CHECKED BY: TRT/ADK  
 DIV: 13  
 DATE: October 2018




- NOTES:
- Legend and border shall be direct applied black non-reflective sheeting.
  - Background shall be Grade C reflective sheeting.
  - Use Mounting Method II.

LETTER POSITIONS

Letter spacings are to start of next letter		Series/Size
		Text Length
N	E	E 2000
12	12.8	144

APPROVED: Andrew D. Klinkovich  
DocuSigned by:  
 E3D78F84586E448

DATE: 1/28/2019



**DOCUMENT NOT CONSIDERED FINAL  
 UNLESS ALL SIGNATURES COMPLETED**

SIGN NUMBER: 131C      BACKG COLOR: Yellow  
 TYPE: A                      COPY COLOR: Black  
 QUANTITY: 1

SYMBOL	X	Y	WID	HT

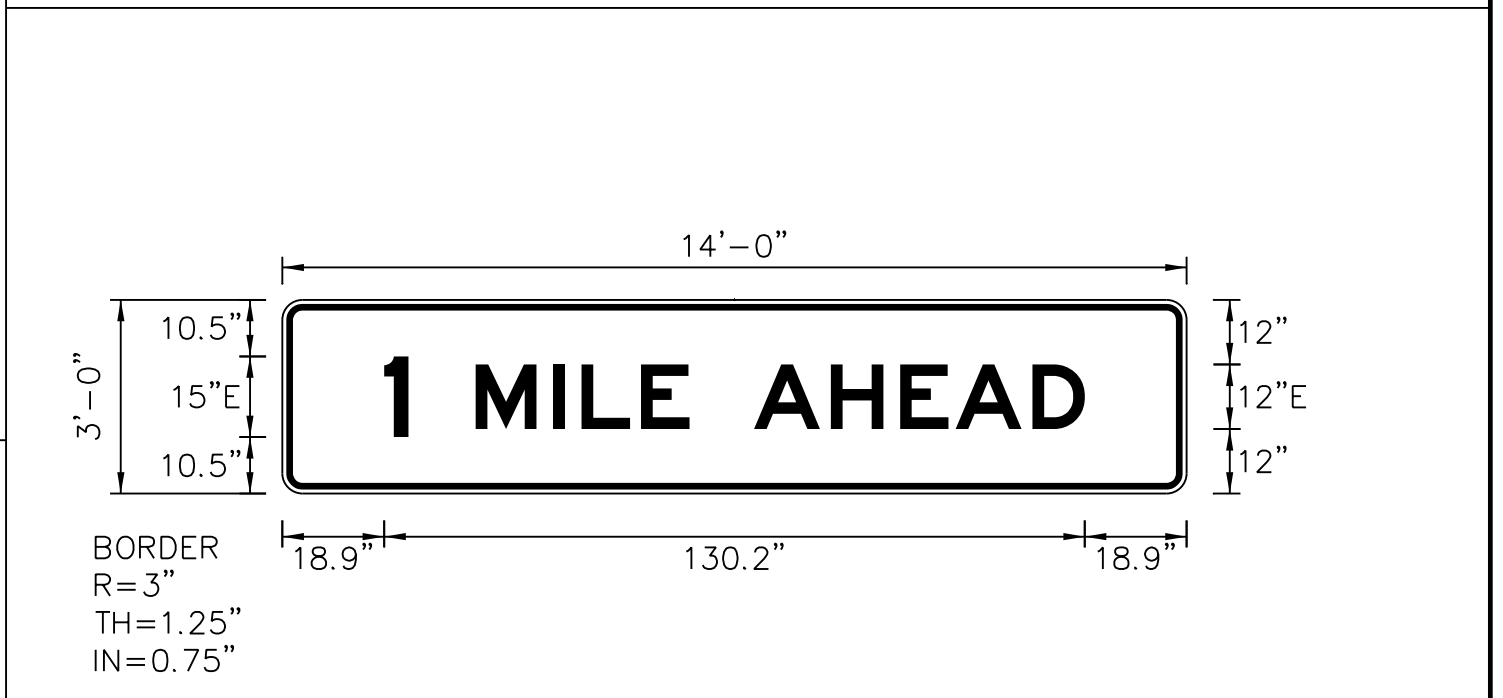
SIGN WIDTH: 14'-0"  
 HEIGHT: 3'-0"  
 TOTAL AREA: 42.0 Sq.Ft.

BORDER TYPE: RECESSED  
 RECESS: 0.75"  
 WIDTH: 1.25"  
 RADII: 3"

MAT'L: 0.125" ALUMINUM

NO. Z BARS: 2  
 LENGTH: 160.0

DESIGN BY: JAW      CHECKED BY: TRT/ADK  
 PROJECT ID: I-4700      DIV: 13      DATE: October 2018



NOTES:  
 1. Legend and border shall be direct applied black non-reflective sheeting.  
 2. Background shall be Grade C reflective sheeting.  
 3. Use Mounting Method II.

LETTER POSITIONS

Letter spacings are to start of next letter

	1	M	I	L	E	A	H	E	A	D	Series/Size Text Length				
	18.9	4.5	12.5	14.4	5.3	11	9	12	14.3	12.8	10.3	14.3	9.7	18.9	E 2000 130.2

SIGN NUMBER: 132C      BACKG COLOR: Yellow  
 TYPE: A                      COPY COLOR: Black  
 QUANTITY: 1

SYMBOL	X	Y	WID	HT

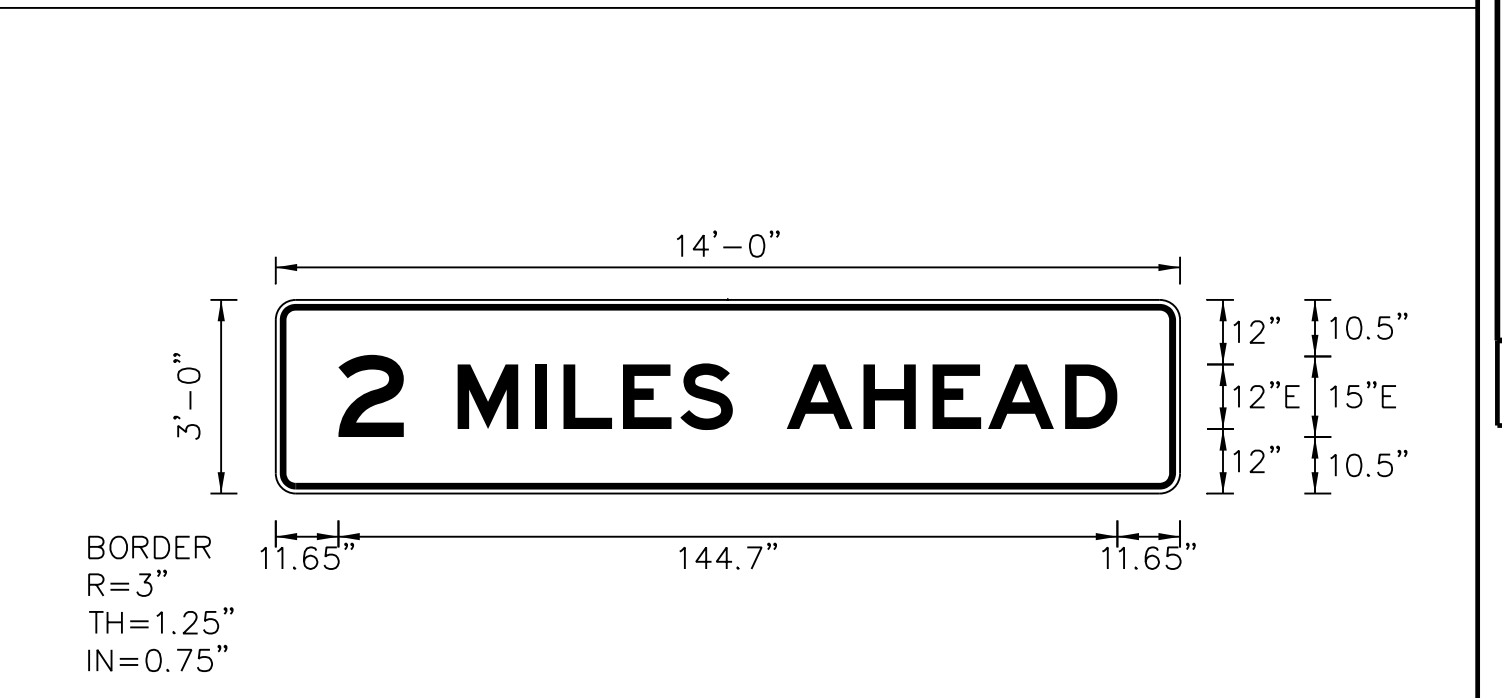
SIGN WIDTH: 14'-0"  
 HEIGHT: 3'-0"  
 TOTAL AREA: 42.0 Sq.Ft.

BORDER TYPE: RECESSED  
 RECESS: 0.75"  
 WIDTH: 1.25"  
 RADII: 3"

MAT'L: 0.125" ALUMINUM

NO. Z BARS: 2  
 LENGTH: 160.0

DESIGN BY: JAW      CHECKED BY: TRT/ADK  
 PROJECT ID: I-4700      DIV: 13      DATE: October 2018



NOTES:  
 1. Legend and border shall be direct applied black non-reflective sheeting.  
 2. Background shall be Grade C reflective sheeting.  
 3. Use Mounting Method II.

LETTER POSITIONS

Letter spacings are to start of next letter

	2	M	I	L	E	S	A	H	E	A	D	Series/Size Text Length				
	11.6	12.2	10	14.4	5.3	11	10.7	9.7	10	14.3	12.8	10.3	14.3	9.7	11.6	E 2000 144.7

SIGN NUMBER: 201,202      BACKG COLOR: Green  
 TYPE: A                      COPY COLOR: White  
 QUANTITY: 2

SYMBOL	X	Y	WID	HT
Type A Arrow	49	6	18.3	29.3

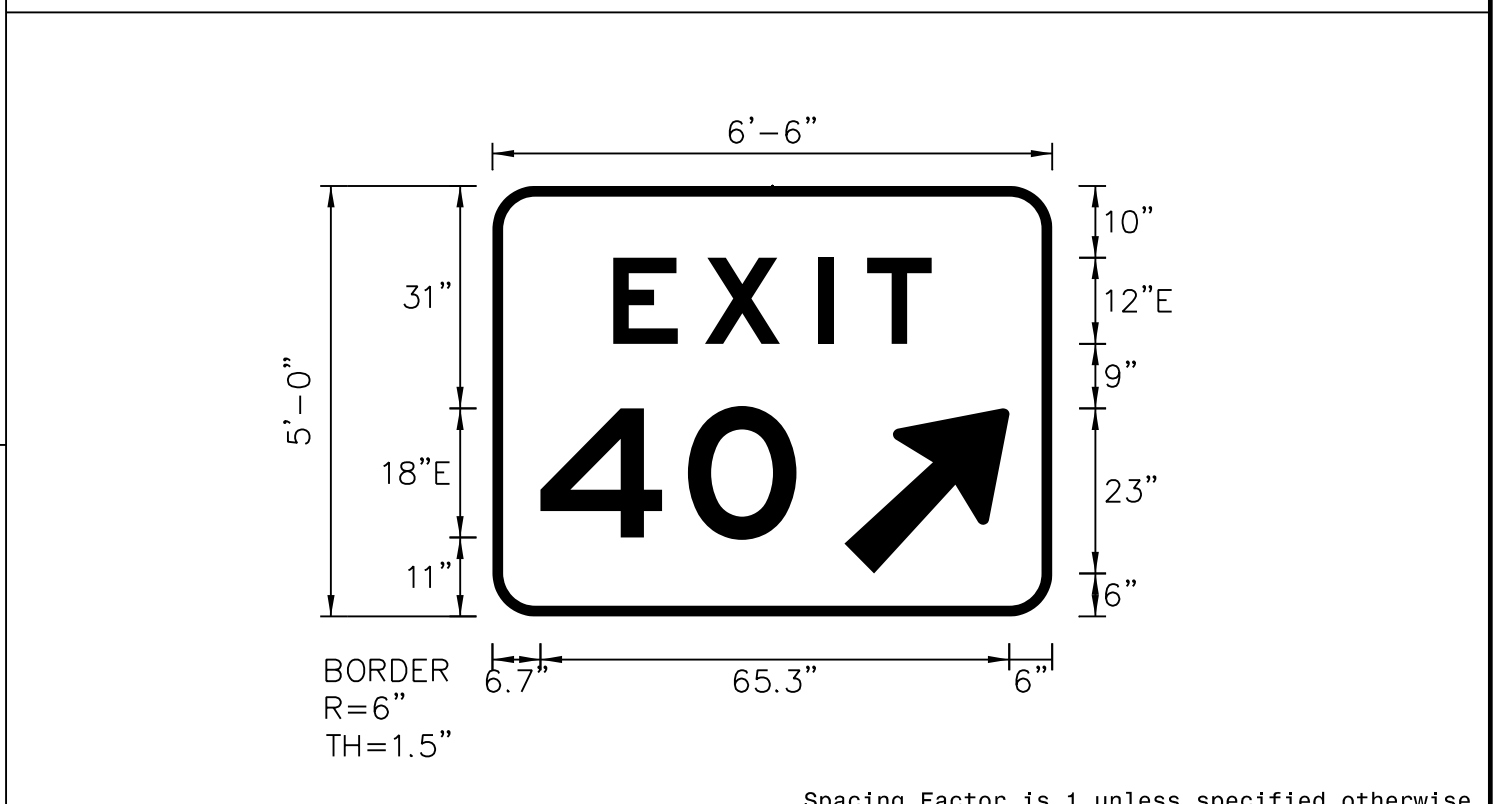
SIGN WIDTH: 6'-6"  
 HEIGHT: 5'-0"  
 TOTAL AREA: 32.5 Sq.Ft.

BORDER TYPE: FLUSH  
 RECESS: 0"  
 WIDTH: 1.5"  
 RADII: 6"

MAT'L: 0.125" ALUMINUM

NO. Z BARS: 2  
 LENGTH: 70.0

DESIGN BY: JAW      CHECKED BY: TRT/ADK  
 PROJECT ID: I-4700      DIV: 13,14      DATE: October 2018



NOTES:  
 1. Legend and border shall be direct applied Grade C reflective sheeting.  
 2. Arrow shall be Grade C reflective sheeting on 0.032" aluminum and demountable.  
 3. Background shall be Grade C reflective sheeting.

LETTER POSITIONS

Letter spacings are to start of next letter

	E	X	I	T	Series/Size Text Length		
	16.8	12.8	15.8	6.8	9	16.8	E 2000 44.4
	4	0			E 2000 35.6		
	6.7	20.5	15.1	35.7			

SIGN NUMBER: 203,204      BACKG COLOR: Green  
 TYPE: A                      COPY COLOR: White  
 QUANTITY: 2

SYMBOL	X	Y	WID	HT
Type A Arrow	49	6	18.3	29.3

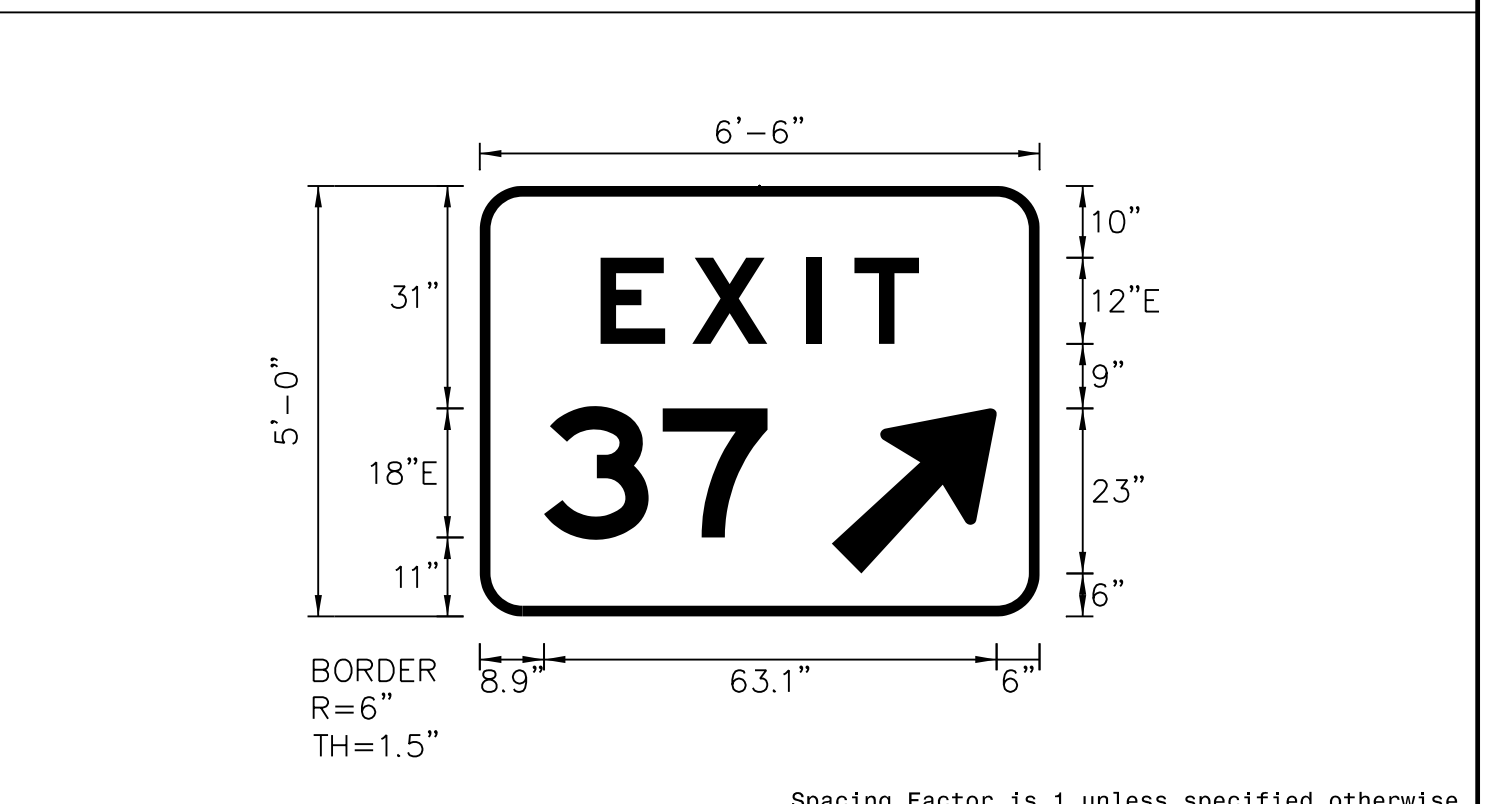
SIGN WIDTH: 6'-6"  
 HEIGHT: 5'-0"  
 TOTAL AREA: 32.5 Sq.Ft.

BORDER TYPE: FLUSH  
 RECESS: 0"  
 WIDTH: 1.5"  
 RADII: 6"

MAT'L: 0.125" ALUMINUM

NO. Z BARS: 2  
 LENGTH: 70.0

DESIGN BY: JAW      CHECKED BY: TRT/ADK  
 PROJECT ID: I-4700      DIV: 13      DATE: October 2018



NOTES:  
 1. Legend and border shall be direct applied Grade C reflective sheeting.  
 2. Arrow shall be Grade C reflective sheeting on 0.032" aluminum and demountable.  
 3. Background shall be Grade C reflective sheeting.


LETTER POSITIONS

Letter spacings are to start of next letter

	E	X	I	T	Series/Size Text Length		
	16.8	12.8	15.8	6.8	9	16.8	E 2000 44.4
	3	7			E 2000 31.1		
	8.9	16.6	14.6	37.9			

APPROVED: Andrew D. Klinkovich  
DocuSigned by:  
E3078F84586E448

DATE: 1/28/2019



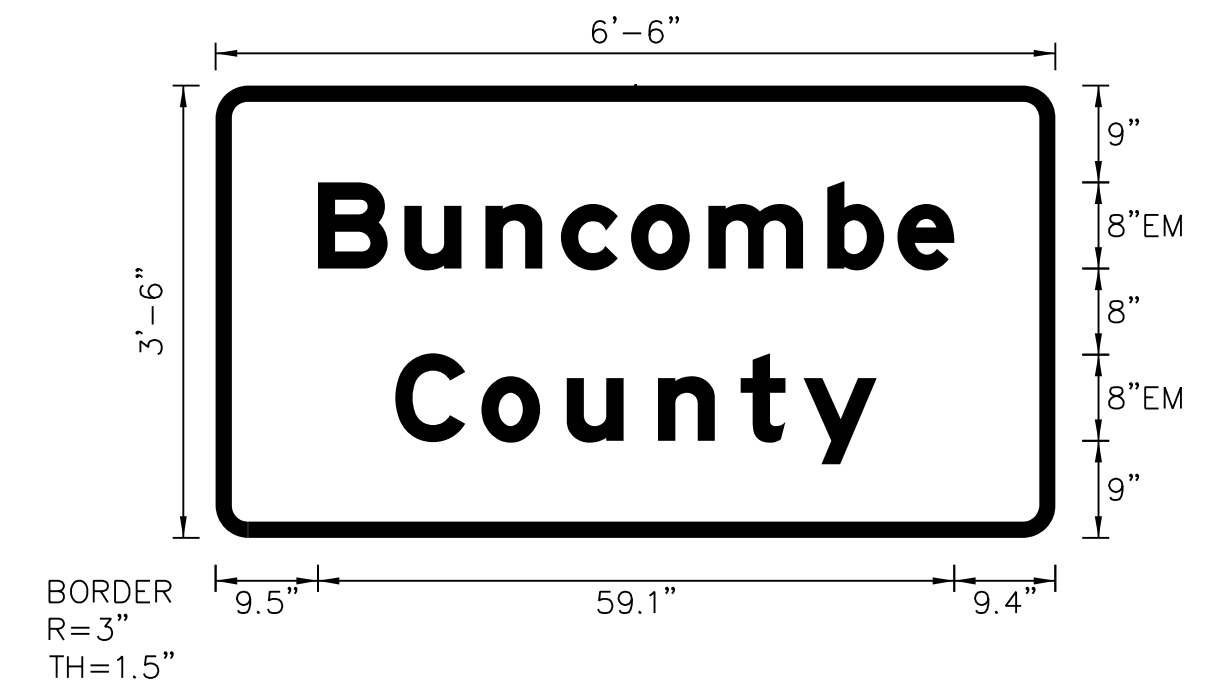
**DOCUMENT NOT CONSIDERED FINAL  
UNLESS ALL SIGNATURES COMPLETED**

SIGN NUMBER: 301  
 TYPE: D  
 QUANTITY: 1  
 SIGN WIDTH: 6'-6"  
 HEIGHT: 3'-6"  
 TOTAL AREA: 22.8 Sq.Ft.  
 BORDER TYPE: FLUSH  
 RECESS: 0"  
 WIDTH: 1.5"  
 RADII: 3"  
 NO. Z BARS: N/A  
 LENGTH: N/A

SYMBOL	X	Y	WID	HT

MAT'L: 0.125" ALUMINUM

DESIGN BY: NKV  
 PROJECT ID: I-4700  
 CHECKED BY: TRT/ADK  
 DIV: 13  
 DATE: October 2018



Spacing Factor is 1 unless specified otherwise

NOTES:  
 1. Legend and border shall be direct applied Grade C reflective sheeting.  
 2. Background shall be Grade C reflective sheeting.

LETTER POSITIONS

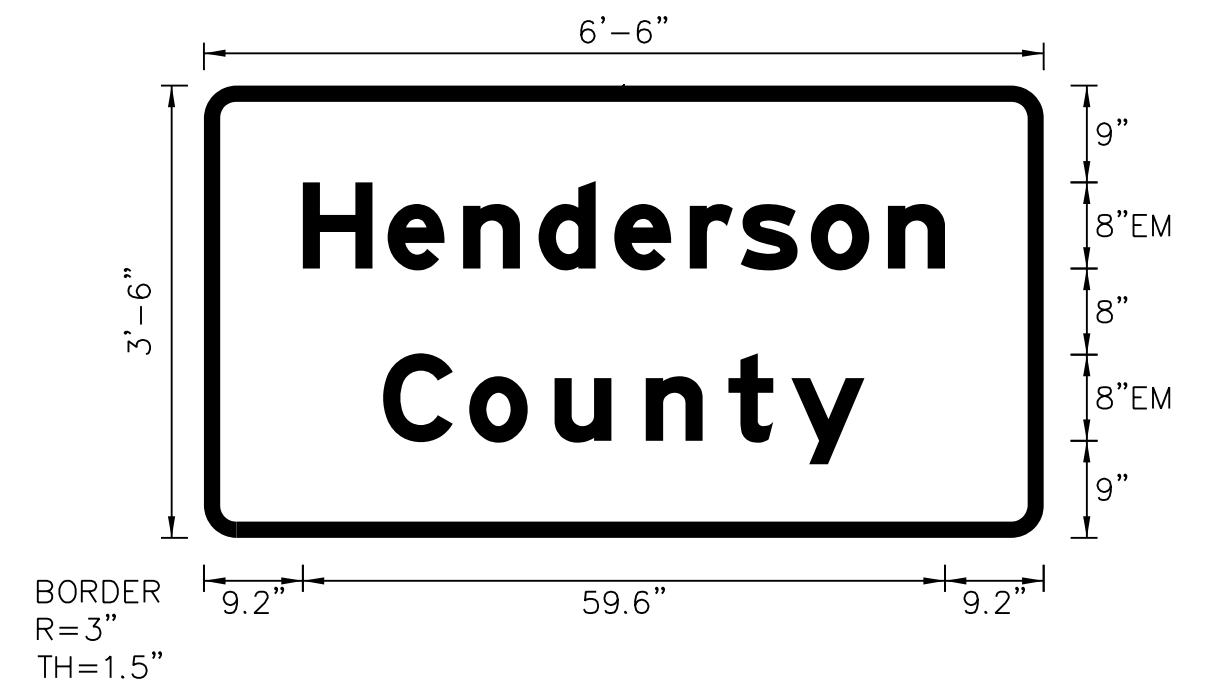
Letter spacings are to start of next letter													Series/Size Text Length
	B	u	n	c	o	m	b	e					EM 2000
9.5	8	7.5	7	6.5	7.2	11	6.5	5.3	9.4				59.1
	C	o	u	n	t	y							EM 2000
16.7	8	7.9	8.5	7.7	5.8	6.8	16.6						44.7

SIGN NUMBER: 302  
 TYPE: D  
 QUANTITY: 1  
 SIGN WIDTH: 6'-6"  
 HEIGHT: 3'-6"  
 TOTAL AREA: 22.8 Sq.Ft.  
 BORDER TYPE: FLUSH  
 RECESS: 0"  
 WIDTH: 1.5"  
 RADII: 3"  
 NO. Z BARS: N/A  
 LENGTH: N/A

SYMBOL	X	Y	WID	HT

MAT'L: 0.125" ALUMINUM

DESIGN BY: NKV  
 PROJECT ID: I-4700  
 CHECKED BY: TRT/ADK  
 DIV: 13  
 DATE: October 2018



Spacing Factor is 1 unless specified otherwise  
 Spacing Factor for "Henderson" is 0.7

NOTES:  
 1. Legend and border shall be direct applied Grade C reflective sheeting.  
 2. Background shall be Grade C reflective sheeting.

LETTER POSITIONS

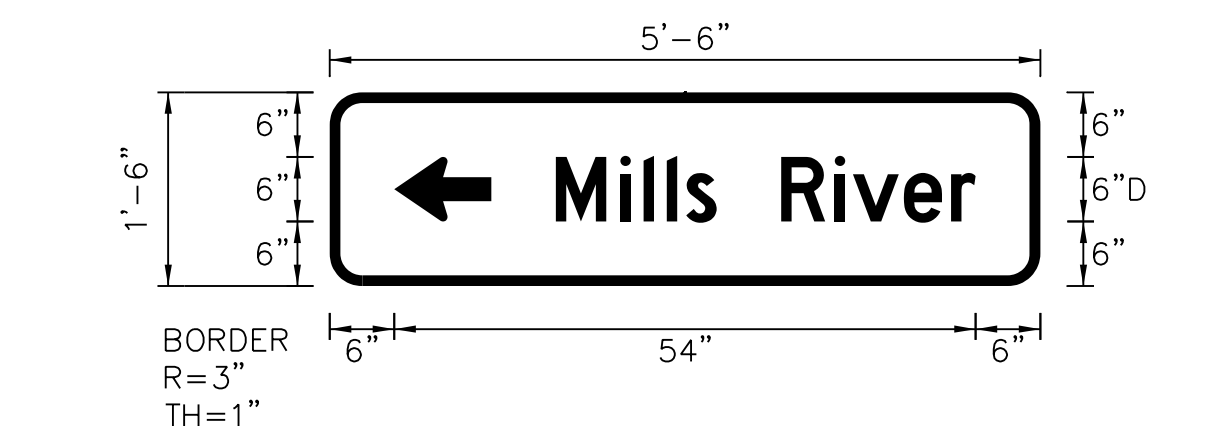
Letter spacings are to start of next letter													Series/Size Text Length
	H	e	n	d	e	r	s	o	n				EM 2000
9.2	7.9	7	7	7	7	4.7	6.5	7.2	5.3	9.2			59.6
	C	o	u	n	t	y							EM 2000
16.6	8	7.9	8.5	7.7	5.8	6.8	16.6						44.7

SIGN NUMBER: 303  
 TYPE: D  
 QUANTITY: 1  
 SIGN WIDTH: 5'-6"  
 HEIGHT: 1'-6"  
 TOTAL AREA: 8.3 Sq.Ft.  
 BORDER TYPE: FLUSH  
 RECESS: 0"  
 WIDTH: 1"  
 RADII: 3"  
 NO. Z BARS: N/A  
 LENGTH: N/A

SYMBOL	X	Y	WID	HT
Type D Arrow	6	6	6	9

MAT'L: 0.125" ALUMINUM

DESIGN BY: NKV  
 PROJECT ID: I-4700  
 CHECKED BY: TRT/ADK  
 DIV: 14  
 DATE: October 2018



Spacing Factor is 1 unless specified otherwise

NOTES:  
 1. Legend and border shall be direct applied Grade C reflective sheeting.  
 2. Background shall be Grade C reflective sheeting.

LETTER POSITIONS

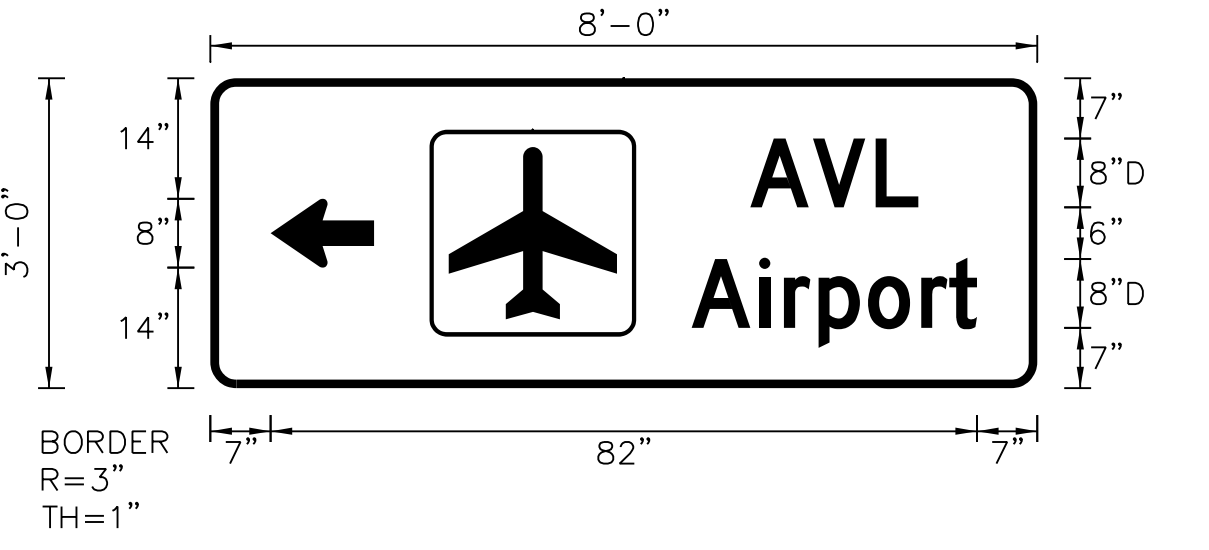
Letter spacings are to start of next letter													Series/Size Text Length
	M	i	l	l	s	R	i	v	e	r			D 2000
21	6	2.2	2.2	1.8	2.8	6	5	1.7	4.7	4.4	2.3	6	39

SIGN NUMBER: 304  
 TYPE: D  
 QUANTITY: 1  
 SIGN WIDTH: 8'-0"  
 HEIGHT: 3'-0"  
 TOTAL AREA: 24.0 Sq.Ft.  
 BORDER TYPE: FLUSH  
 RECESS: 0"  
 WIDTH: 1"  
 RADII: 3"  
 NO. Z BARS: N/A  
 LENGTH: N/A

SYMBOL	X	Y	WID	HT
Type D Arrow	7	14	8	12
Airport I-5	28.4	5	24	24

MAT'L: 0.125" ALUMINUM

DESIGN BY: NKV  
 PROJECT ID: I-4700  
 CHECKED BY: TRT/ADK  
 DIV: 13  
 DATE: October 2018



Spacing Factor is 1 unless specified otherwise

NOTES:  
 1. Legend and border shall be direct applied Grade C reflective sheeting.  
 2. Background shall be Grade C reflective sheeting.


LETTER POSITIONS

Letter spacings are to start of next letter													Series/Size Text Length
	A	V	L										D 2000
62.7	7.3	7.3	5	13.8									19.5
	A	i	r	p	o	r	t						D 2000
55.9	7.8	2.9	4	5.8	6.2	3.3	3.2	7					33.1



APPROVED: Andrew D. Klinkovich  
DocuSigned by:  
 E3078F84586E448

DATE: 1/28/2019



**DOCUMENT NOT CONSIDERED FINAL  
 UNLESS ALL SIGNATURES COMPLETED**

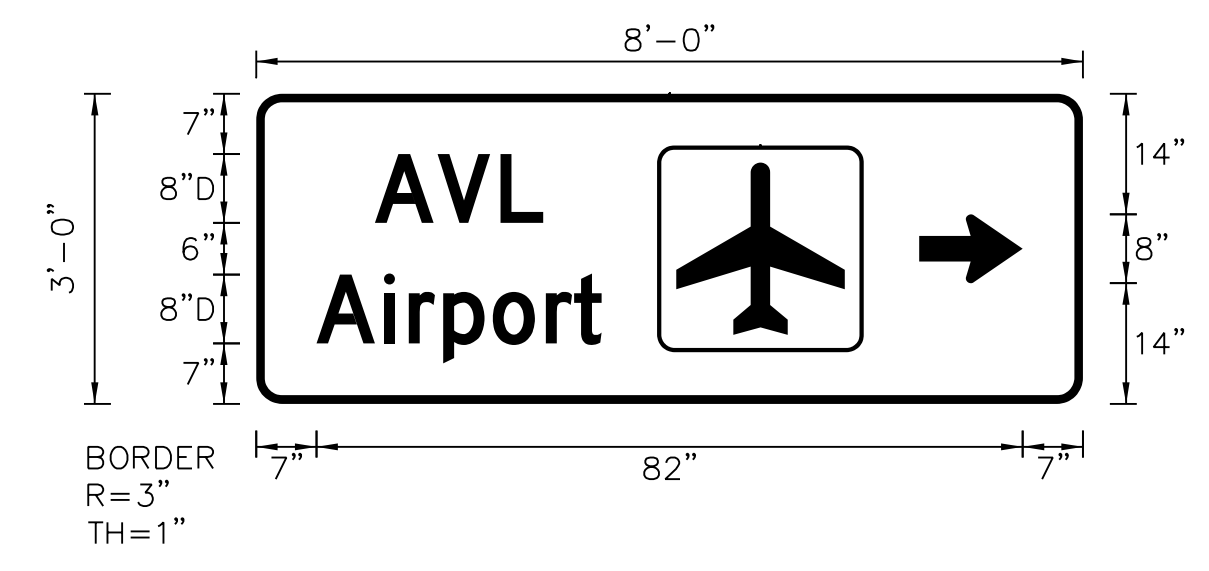
SIGN NUMBER: 305  
 TYPE: D  
 QUANTITY: 1  
 SIGN WIDTH: 8'-0"  
 HEIGHT: 3'-0"  
 TOTAL AREA: 24.0 Sq.Ft.  
 BORDER TYPE: FLUSH  
 RECESS: 0"  
 WIDTH: 1"  
 RADII: 3"  
 NO. Z BARS: N/A  
 LENGTH: N/A

BACKG COLOR: Green  
 COPY COLOR: White

SYMBOL	X	Y	WID	HT
Type D Arrow	77	14	8	12
Airport I-5	46.6	5	24	24

MAT'L: 0.125" ALUMINUM

DESIGN BY: JAW  
 PROJECT ID: I-4700  
 CHECKED BY: TRT/ADK  
 DIV: 13  
 DATE: October 2018



Spacing Factor is 1 unless specified otherwise

NOTES:  
 1. Legend and border shall be direct applied Grade C reflective sheeting.  
 2. Background shall be Grade C reflective sheeting.

LETTER POSITIONS

Letter spacings are to start of next letter											Series/Size Text Length
	A	V	L								D 2000 19.5
13.8	7.3	7.3	5	62.7							
	A	i	r	p	o	r	t				D 2000 33.1
7	7.8	2.9	4	5.8	6.2	3.3	3.2	55.9			

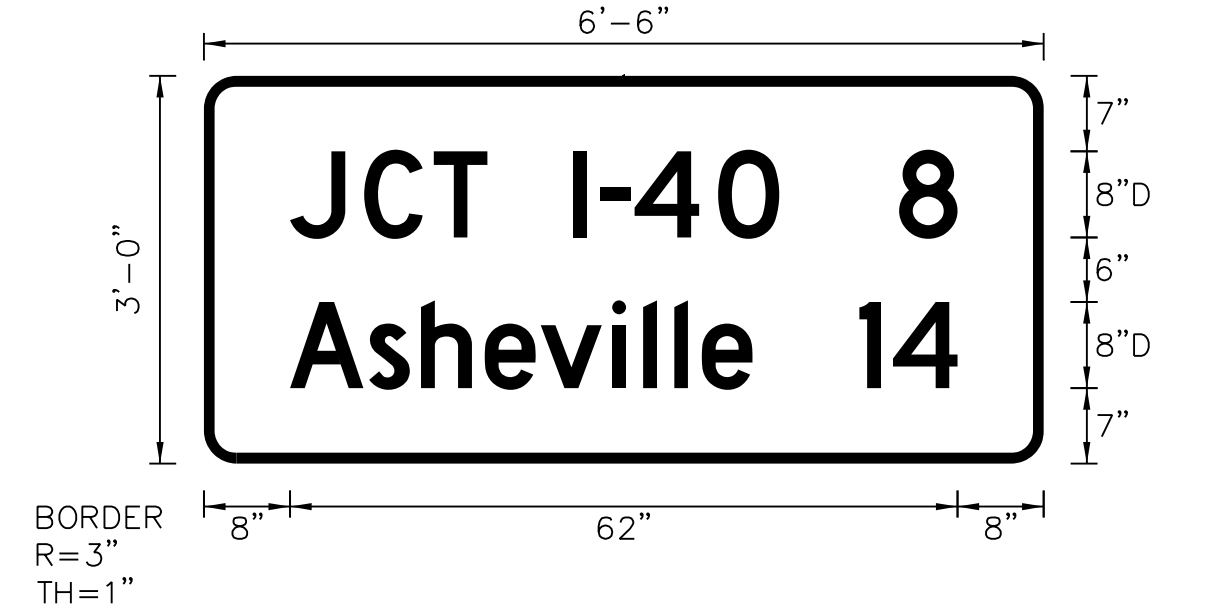
SIGN NUMBER: 306  
 TYPE: D  
 QUANTITY: 1  
 SIGN WIDTH: 6'-6"  
 HEIGHT: 3'-0"  
 TOTAL AREA: 19.5 Sq.Ft.  
 BORDER TYPE: FLUSH  
 RECESS: 0"  
 WIDTH: 1"  
 RADII: 3"  
 NO. Z BARS: N/A  
 LENGTH: N/A

BACKG COLOR: Green  
 COPY COLOR: White

SYMBOL	X	Y	WID	HT

MAT'L: 0.125" ALUMINUM

DESIGN BY: JAW  
 PROJECT ID: I-4700  
 CHECKED BY: TRT/ADK  
 DIV: 13  
 DATE: October 2018



Spacing Factor is 1 unless specified otherwise

NOTES:  
 1. Legend and border shall be direct applied Grade C reflective sheeting.  
 2. Background shall be Grade C reflective sheeting.

LETTER POSITIONS

Letter spacings are to start of next letter											Series/Size Text Length
	J	C	T	I	-	4	0				D 2000 45.4
8	6.9	6.5	5	8	2.5	3.2	7.8	5.7	24.6		
	A	s	h	e	v	i	l	i	e		D 2000 43
8	7.4	4.8	5.9	5.2	6.6	2.9	2.9	2.6	4.7	27	
	1	4									D 2000 9.1
60.9	3.1	6	8								

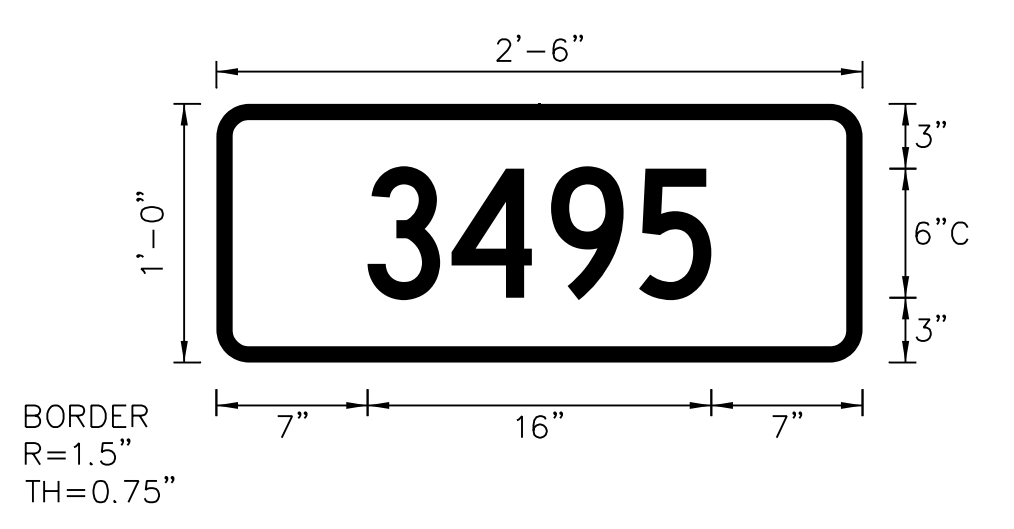
SIGN NUMBER: 307,308  
 TYPE: D  
 QUANTITY: 2  
 SIGN WIDTH: 2'-6"  
 HEIGHT: 1'-0"  
 TOTAL AREA: 2.5 Sq.Ft.  
 BORDER TYPE: FLUSH  
 RECESS: 0"  
 WIDTH: 0.75"  
 RADII: 1.5"  
 NO. Z BARS: N/A  
 LENGTH: N/A

BACKG COLOR: Green  
 COPY COLOR: White

SYMBOL	X	Y	WID	HT

MAT'L: 0.125" ALUMINUM

DESIGN BY: JAW  
 PROJECT ID: I-4700  
 CHECKED BY: TRT/ADK  
 DIV: 13  
 DATE: October 2018



Spacing Factor is 1 unless specified otherwise

NOTES:  
 1. Legend and border shall be direct applied Grade C reflective sheeting.  
 2. Background shall be Grade C reflective sheeting.  
 3. One "U" post per sign.

LETTER POSITIONS

Letter spacings are to start of next letter							Series/Size Text Length
	3	4	9	5			C 2000 16
7	3.9	4.6	4.1	3.4	7		

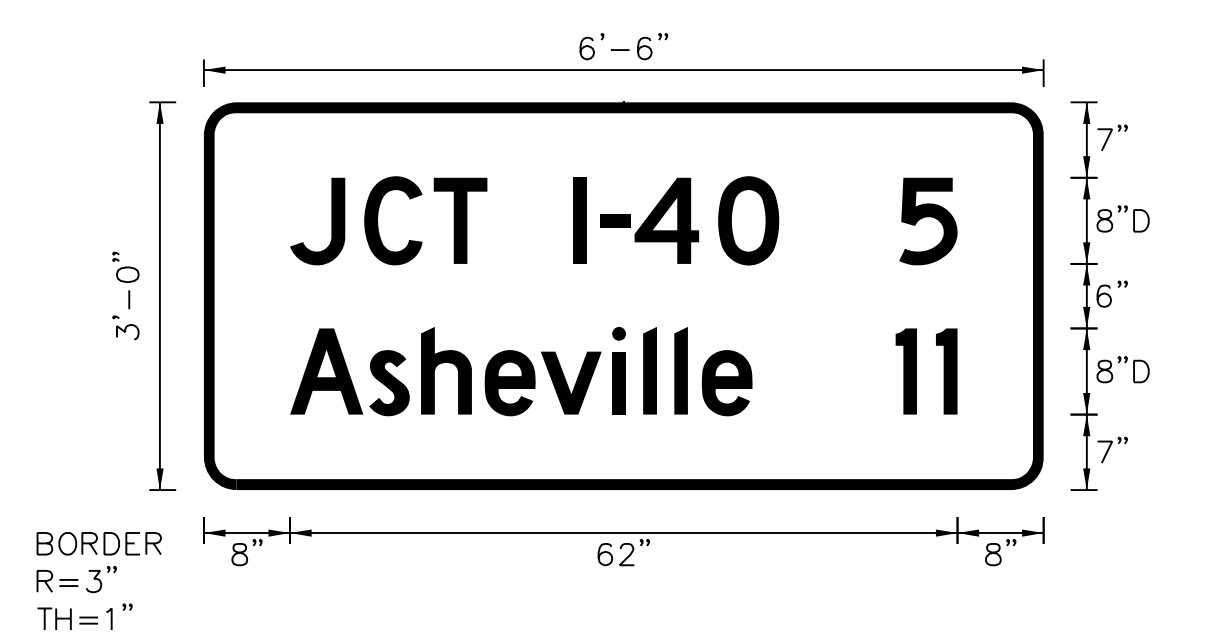
SIGN NUMBER: 309  
 TYPE: D  
 QUANTITY: 1  
 SIGN WIDTH: 6'-6"  
 HEIGHT: 3'-0"  
 TOTAL AREA: 19.5 Sq.Ft.  
 BORDER TYPE: FLUSH  
 RECESS: 0"  
 WIDTH: 1"  
 RADII: 3"  
 NO. Z BARS: N/A  
 LENGTH: N/A

BACKG COLOR: Green  
 COPY COLOR: White

SYMBOL	X	Y	WID	HT

MAT'L: 0.125" ALUMINUM

DESIGN BY: NKV  
 PROJECT ID: I-4700  
 CHECKED BY: TRT/ADK  
 DIV: 13  
 DATE: October 2018



Spacing Factor is 1 unless specified otherwise

NOTES:  
 1. Legend and border shall be direct applied Grade C reflective sheeting.  
 2. Background shall be Grade C reflective sheeting.

LETTER POSITIONS

Letter spacings are to start of next letter											Series/Size Text Length
	J	C	T	I	-	4	0				D 2000 45.4
8	6.9	6.5	5	8	2.5	3.2	7.8	5.7	24.6		
	A	s	h	e	v	i	l	i	e		D 2000 43
8	7.4	4.8	5.9	5.2	6.6	2.9	2.9	2.6	4.7	27	
	1	1									D 2000 5.8
64.2	3.8	2	8								

SIGN NUMBER: 310,311      BACKG COLOR: Green  
 TYPE: D      COPY COLOR: White  
 QUANTITY: 2

SYMBOL	X	Y	WID	HT

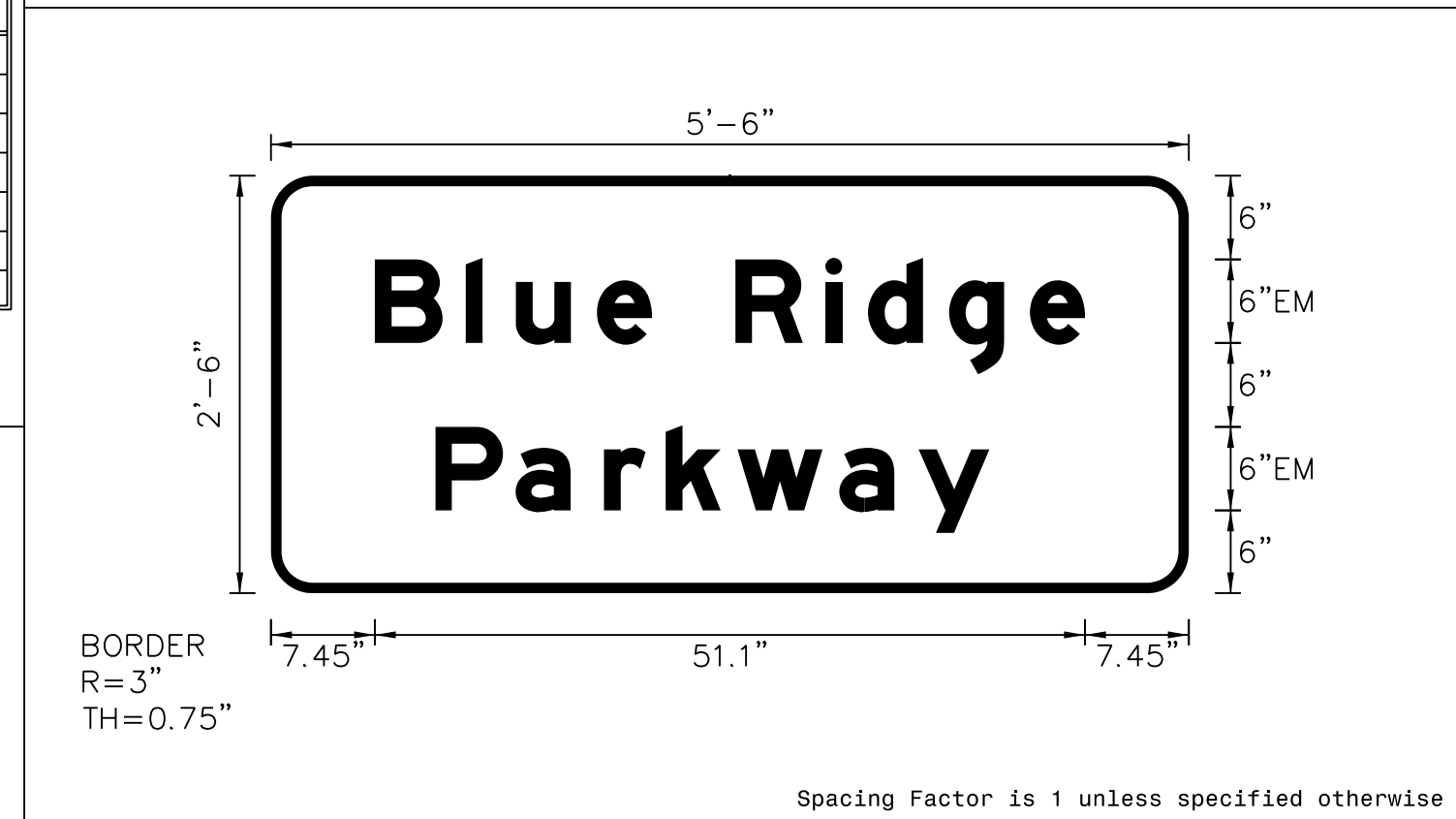
SIGN WIDTH: 5'-6"  
 HEIGHT: 2'-6"  
 TOTAL AREA: 13.8 Sq.Ft.

BORDER TYPE: FLUSH  
 RECESS: 0"  
 WIDTH: 0.75"  
 RADII: 3"

MAT'L: 0.125" ALUMINUM

NO. Z BARS: N/A  
 LENGTH: N/A

DESIGN BY: NKV      CHECKED BY: TRT/ADK      DATE: October 2018  
 PROJECT ID: I-4700      DIV: 13






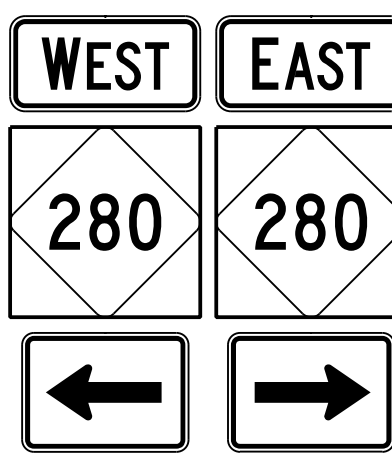





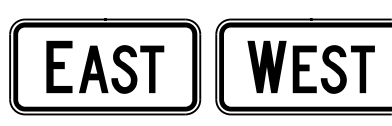



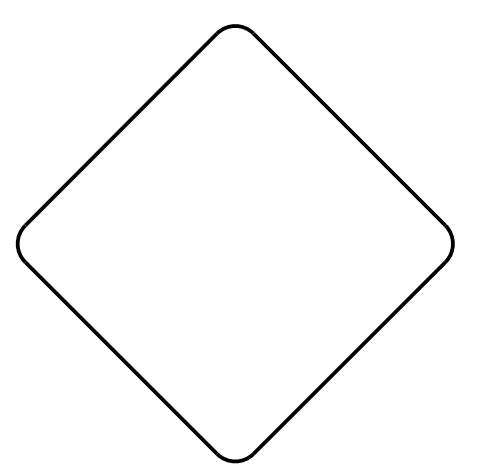
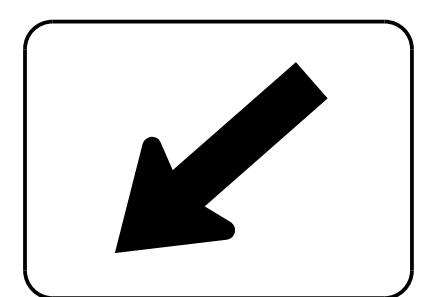










NOTES:  
 1. Legend and border shall be direct applied Grade C reflective sheeting.  
 2. Background shall be Grade C reflective sheeting.



LETTER POSITIONS

Letter spacings are to start of next letter																				Series/Size
																				Text Length
B	i	u	e	6	R	i	d	g	e											EM 2000
7.5	6.5	3.6	5.8	4	6	6.5	3.1	5.8	5.8	4	7.5									51.1
P	o	r	k	w	a	y														EM 2000
11.8	5.8	6.4	4.4	5.2	7.3	5.7	5.1	14.3												39.8

Spacing Factor is 1 unless specified otherwise

TIP NO.	SHEET NO.
I-4700	SIGN-4M
APPROVED: <u>Andrew D. Klinkerick</u> <small>DocuSigned by: Andrew D. Klinkerick E3078F84586E448</small>	
DATE: 1/28/2019	
SEAL	
DOCUMENT NOT CONSIDERED FINAL UNLESS ALL SIGNATURES COMPLETED	

<p>401 QUANTITY REQ'D 4</p>  <p>48" X 48" W4-1</p> <p>TWO "U" POSTS PER SIGN</p>	<p>406 QUANTITY REQ'D 3</p>  <p>36" X 36" R5-1</p> <p>ONE "U" POST PER SIGN</p>	<p>411 QUANTITY REQ'D 2</p>  <p>36" X 36" W11-2</p> <p>ONE "U" POST PER SIGN</p>	<p>501</p>  <p>WEST EAST 2 - 24" X 12"</p>  <p>280 280 2 - 24" X 24"</p>  <p>← → 2 - 21" X 15"</p> <p>MOUNT BELOW SIGN 303</p>		
<p>402 QUANTITY REQ'D 4</p>  <p>48" X 60" R2-1</p> <p>TWO "U" POSTS PER SIGN</p>	<p>407 QUANTITY REQ'D 2</p>  <p>24" X 30" R4-7 (R)</p> <p>ONE "U" POST PER SIGN</p>	<p>412 QUANTITY REQ'D 1</p>  <p>24" X 12" W16-7P</p> <p>MOUNTED BELOW SIGN 411 IN 1 INSTALLATION</p>	<p>502</p>  <p>EAST WEST 2 - 24" X 12"</p>  <p>280 280 2 - 24" X 24"</p>  <p>← → 2 - 21" X 15"</p> <p>TWO "U" POSTS PER ASSEMBLY</p>		
<p>403 QUANTITY REQ'D 1</p>  <p>24" X 30" R2-1</p> <p>ONE "U" POST PER SIGN</p>	<p>408 QUANTITY REQ'D 2</p>  <p>18" X 18" OM3-1</p> <p>MOUNTED BELOW SIGN 407 IN 2 INSTALLATIONS</p>	<p>413 QUANTITY REQ'D 1</p>  <p>24" X 12" W16-7P</p> <p>MOUNTED BELOW SIGN 411 IN 1 INSTALLATION</p>	<p>503 505</p>  <p>TRUCK 1 - 24" X 12"</p>  <p>WEST 1 - 24" X 12"</p>  <p>64 1 - 24" X 24"</p> <p>ONE "U" POST PER ASSEMBLY</p>		
<p>404 QUANTITY REQ'D 1</p>  <p>36" X 36" S3-1</p> <p>ONE "U" POST PER SIGN BACKGROUND SHALL BE FLUORESCENT YELLOW-GREEN GRADE B SHEETING</p>	<p>409 QUANTITY REQ'D 1</p>  <p>48" X 60" R4-3</p> <p>TWO "U" POSTS PER SIGN</p>		<p>504 506</p>  <p>TRUCK 1 - 24" X 12"</p>  <p>EAST 1 - 24" X 12"</p>  <p>64 1 - 24" X 24"</p> <p>ONE "U" POST PER ASSEMBLY</p>		
<p>405 QUANTITY REQ'D 6</p>  <p>36" X 24" R5-1a</p> <p>ONE "U" POST PER SIGN</p>	<p>410 QUANTITY REQ'D 1</p>  <p>36" X 36" W3-3</p> <p>ONE "U" POST PER SIGN</p>				


TIP NO. I-4700	SHEET NO. SIGN-4N
APPROVED:  <small>DocuSigned by: Andrew D. Klinck E3D78F8459E44B...</small>	
DATE: 4/10/2019	
SEAL	
	
DOCUMENT NOT CONSIDERED FINAL UNLESS ALL SIGNATURES COMPLETED	

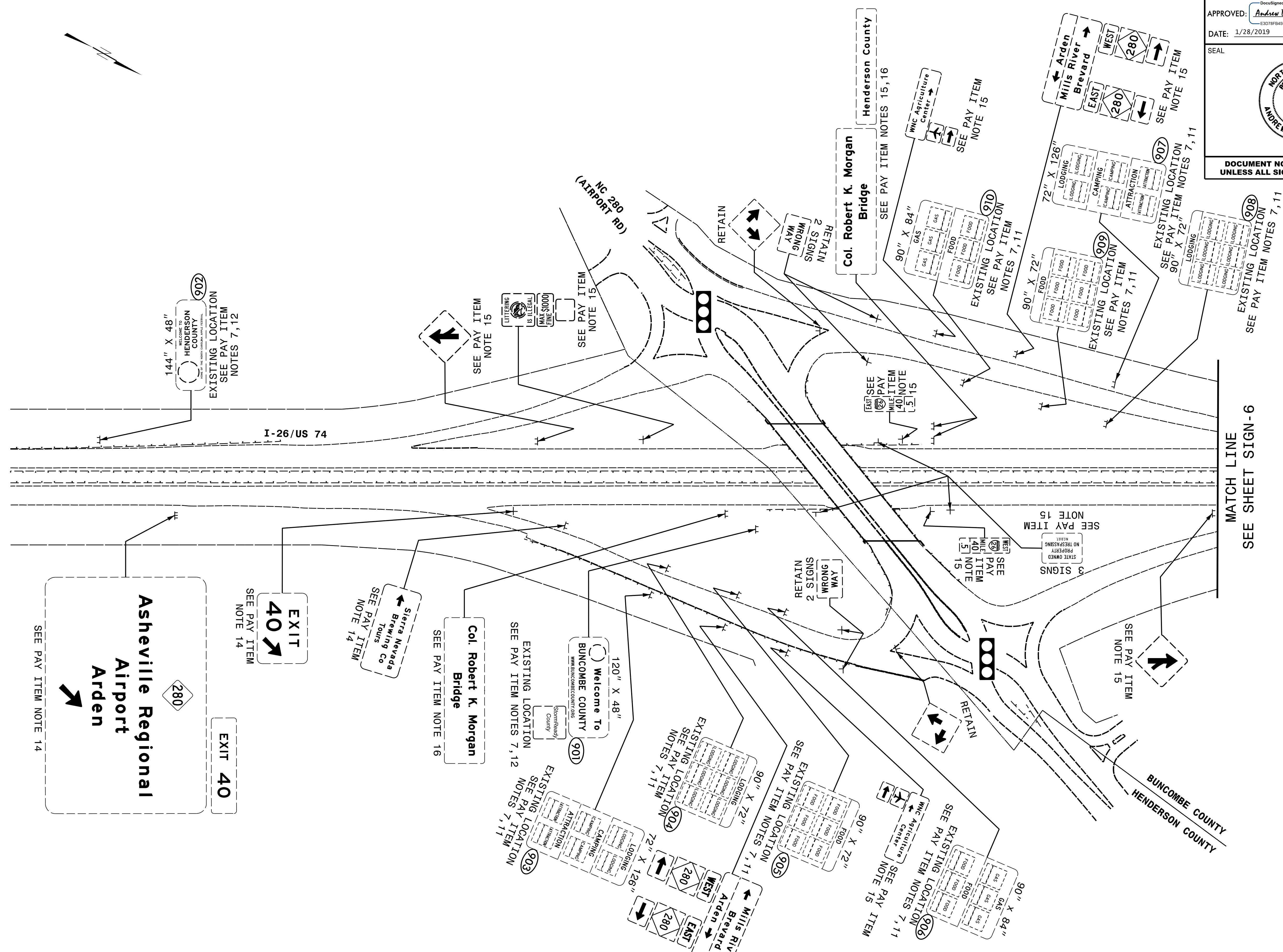



<p>QUANTITY REQ'D 1</p> <p>ONE "U" POST PER SIGN</p>	<p>QUANTITY REQ'D 1</p> <p>MOUNT BACK TO BACK WITH WEST MM 34.5 ON BARRIER</p>	<p>QUANTITY REQ'D 1</p> <p>ONE "U" POST PER SIGN</p>	<p>QUANTITY REQ'D 1</p> <p>ONE "U" POST PER SIGN</p>	<p>QUANTITY REQ'D 1</p> <p>MOUNT BACK TO BACK WITH WEST MM 38 ON BARRIER</p>	<p>QUANTITY REQ'D 1</p> <p>ONE "U" POST PER SIGN</p>
<p>QUANTITY REQ'D 1</p> <p>ONE "U" POST PER SIGN</p>	<p>QUANTITY REQ'D 1</p> <p>MOUNT BACK TO BACK WITH EAST MM 35 ON BARRIER</p>	<p>QUANTITY REQ'D 1</p> <p>ONE "U" POST PER SIGN</p>	<p>QUANTITY REQ'D 1</p> <p>MOUNT BACK TO BACK WITH EAST MM 37.5 ON BARRIER</p>	<p>QUANTITY REQ'D 1</p> <p>ONE "U" POST PER SIGN</p>	<p>QUANTITY REQ'D 1</p> <p>ONE "U" POST PER SIGN</p>
<p>QUANTITY REQ'D 1</p> <p>ONE "U" POST PER SIGN</p>	<p>QUANTITY REQ'D 1</p> <p>MOUNT BACK TO BACK WITH WEST MM 35 ON BARRIER</p>	<p>QUANTITY REQ'D 1</p> <p>MOUNT BACK TO BACK WITH EAST MM 36.5 ON BARRIER</p>	<p>QUANTITY REQ'D 1</p> <p>MOUNT BACK TO BACK WITH WEST MM 37.5 ON BARRIER</p>	<p>QUANTITY REQ'D 1</p> <p>ONE "U" POST PER SIGN</p>	<p>QUANTITY REQ'D 1</p> <p>ONE "U" POST PER SIGN</p>
<p>QUANTITY REQ'D 1</p> <p>ONE "U" POST PER SIGN</p>	<p>QUANTITY REQ'D 1</p> <p>ONE "U" POST PER SIGN</p>	<p>QUANTITY REQ'D 1</p> <p>MOUNT BACK TO BACK WITH WEST MM 36.5 ON BARRIER</p>	<p>QUANTITY REQ'D 1</p> <p>MOUNT BACK TO BACK WITH EAST MM 38 ON BARRIER</p>	<p>QUANTITY REQ'D 1</p> <p>ONE "U" POST PER SIGN</p>	<p>QUANTITY REQ'D 1</p> <p>ONE "U" POST PER SIGN</p>
<p>QUANTITY REQ'D 1</p> <p>MOUNT BACK TO BACK WITH EAST MM 34.5 ON BARRIER</p>	<p>QUANTITY REQ'D 1</p> <p>ONE "U" POST PER SIGN</p>	<p>QUANTITY REQ'D 1</p> <p>ONE "U" POST PER SIGN</p>			

TIP NO. I-4700	SHEET NO. SIGN-40
APPROVED: <i>Andrew D. Klinkosick</i> E3079F8459E448	
DATE: 1/28/2019	
SEAL	
DOCUMENT NOT CONSIDERED FINAL UNLESS ALL SIGNATURES COMPLETED	

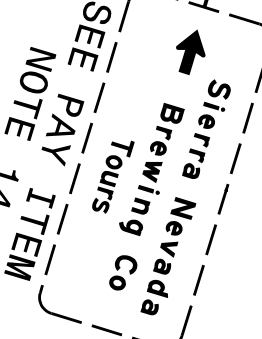
**MILEMARKERS**

TIP NO. I-4700	SHEET NO. SIGN-5
APPROVED: <i>Andrew D. Klinkovich</i> E3079F8499E44B	
DATE: 1/28/2019	
SEAL	
	
DOCUMENT NOT CONSIDERED FINAL UNLESS ALL SIGNATURES COMPLETED	

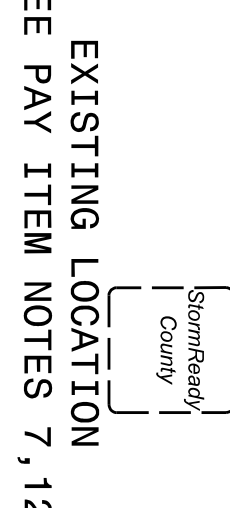


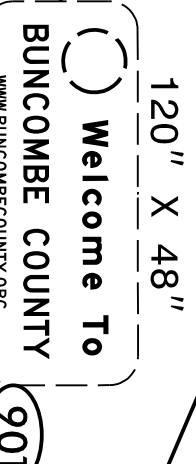
  
**Asheville Regional Airport**  
**Arden**

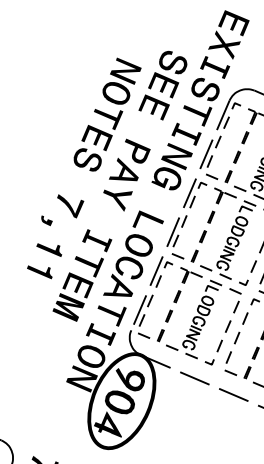
**EXIT 40**  
 SEE PAY ITEM NOTE 14

  
 SEE PAY ITEM NOTE 14


**Col. Robert K. Morgan Bridge**  
 SEE PAY ITEM NOTE 16

  
 SEE PAY ITEM NOTES 7, 12

  
 SEE PAY ITEM NOTES 7, 11


  
 SEE PAY ITEM NOTE 15

  
 SEE PAY ITEM NOTE 15

  
 SEE PAY ITEM NOTE 15

  
 SEE PAY ITEM NOTE 15

  
 SEE PAY ITEM NOTE 15


  
 SEE PAY ITEM NOTE 15

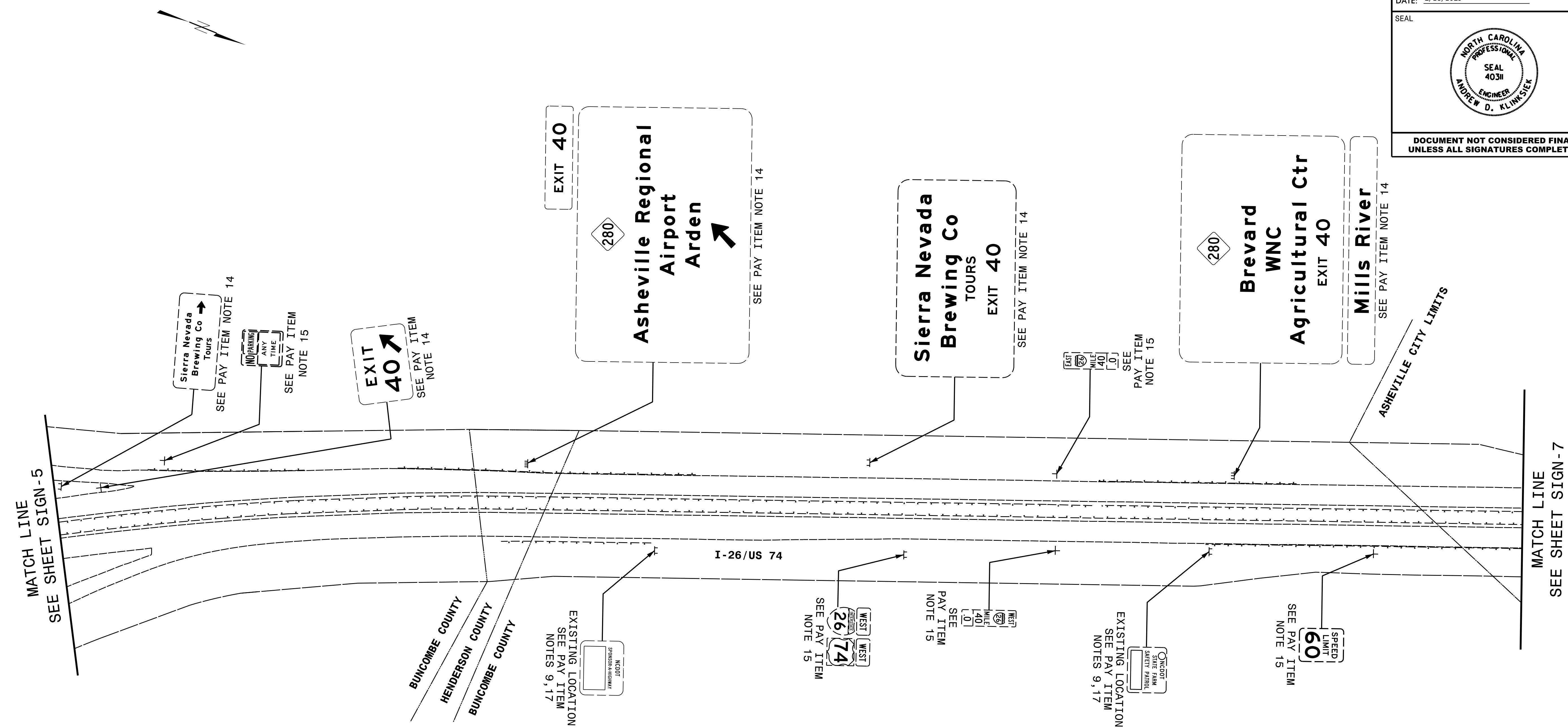
  
 SEE PAY ITEM NOTE 15

**HNTB**  
 HNTB NORTH CAROLINA, P.C.  
 343 E. Six Forks Road, Suite 200  
 Raleigh, North Carolina 27609  
 NC License No: C-1554  
 (919) 546-8997

**EXISTING SIGNING**  
**I-26/US 74 AT**  
**NC 280 (AIRPORT RD)**




TIP NO. I-4700	SHEET NO. SIGN-6
APPROVED: <u>Andrew D. Klinkosick</u> <small>DocuSigned by: E3D79F84596E448</small>	
DATE: 1/28/2019	
SEAL	
	
DOCUMENT NOT CONSIDERED FINAL UNLESS ALL SIGNATURES COMPLETED	

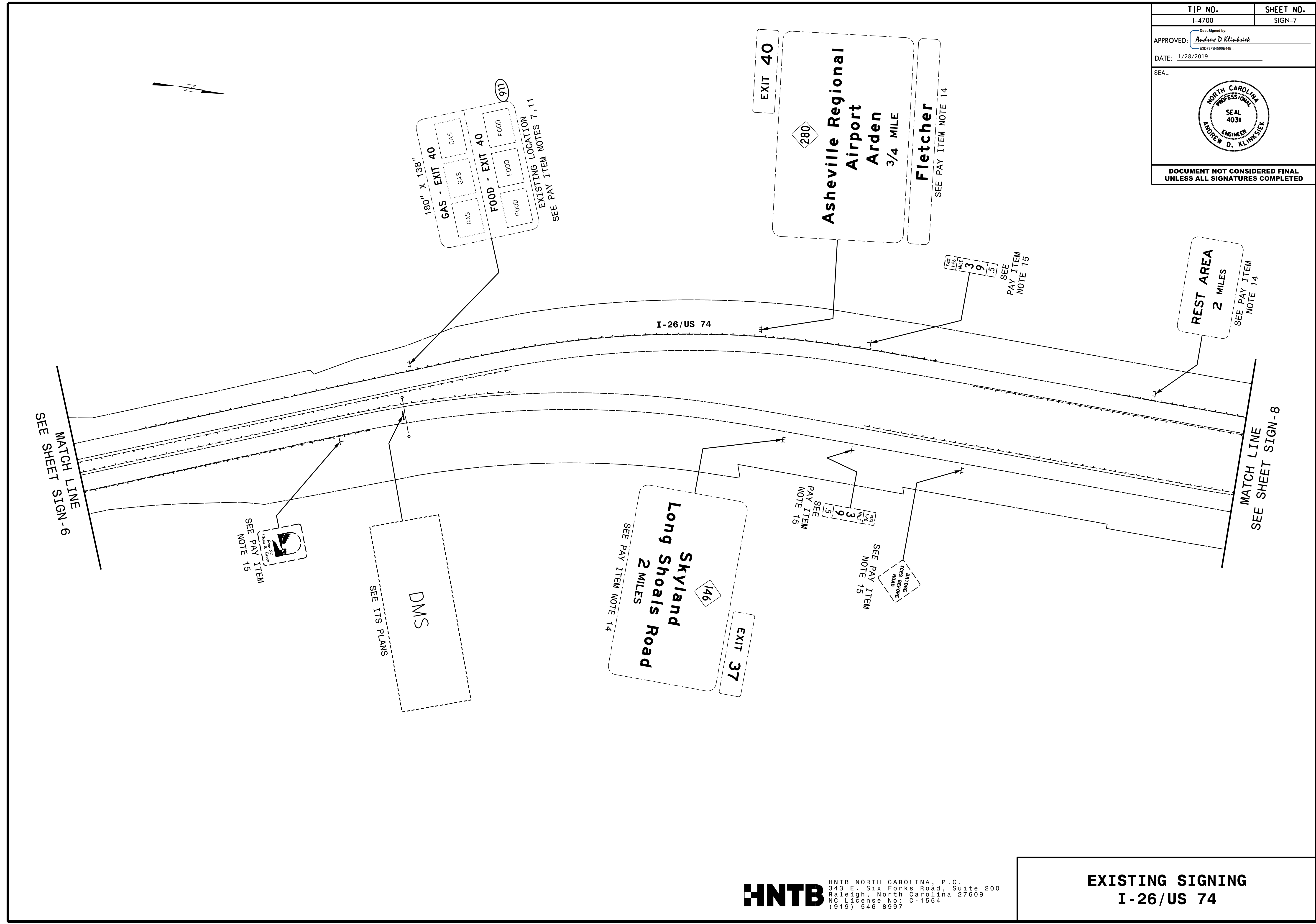



**HNTB**  
HNTB NORTH CAROLINA, P.C.  
343 E. Six Forks Road, Suite 200  
Raleigh, North Carolina 27609  
NC License No: C-1554  
(919) 546-8997

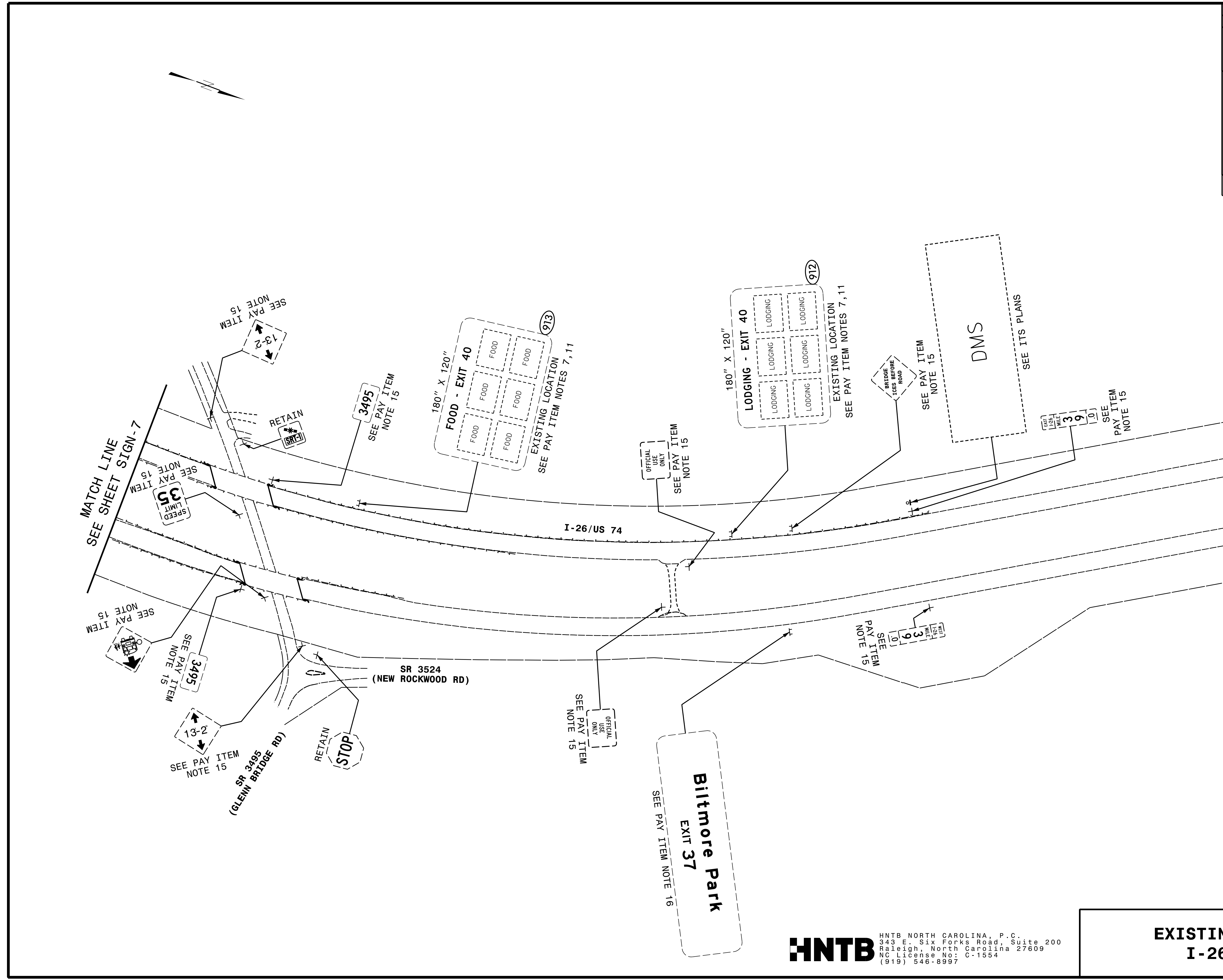
**EXISTING SIGNING**  
**I-26/US 74**



TIP NO. I-4700	SHEET NO. SIGN-7
APPROVED: <i>Andrew D. Klinkerick</i> <small>E3079F84596E448</small>	
DATE: 1/28/2019	
SEAL	
	
DOCUMENT NOT CONSIDERED FINAL UNLESS ALL SIGNATURES COMPLETED	




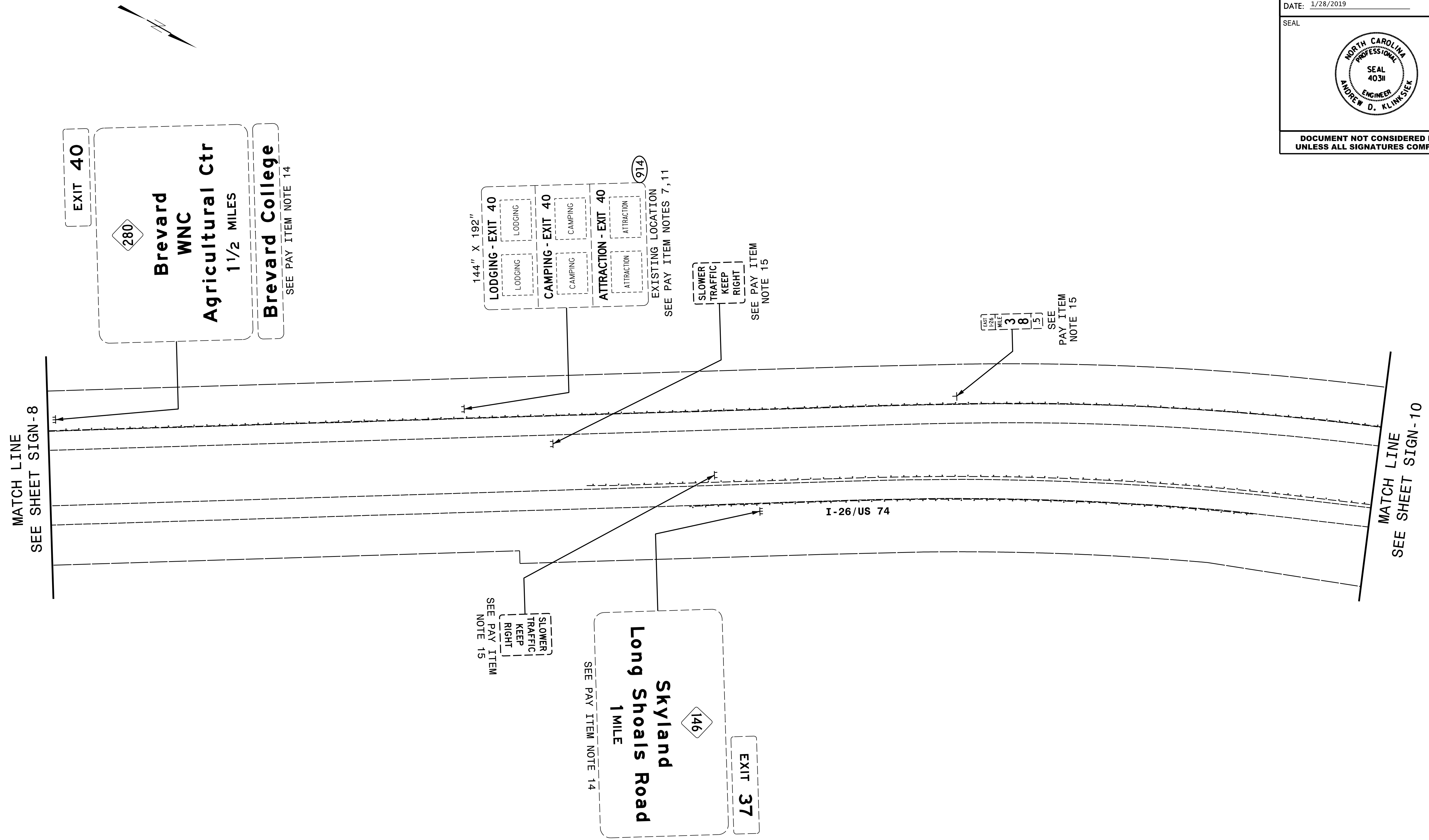
TIP NO. I-4700	SHEET NO. SIGN-8
APPROVED: <u>Andrew D. Klinkosick</u> <small>DocuSigned by: E3D79F84596E448</small>	
DATE: 1/28/2019	
SEAL	
	
DOCUMENT NOT CONSIDERED FINAL UNLESS ALL SIGNATURES COMPLETED	




**HNTB**  
 HNTB NORTH CAROLINA, P.C.  
 343 E. Six Forks Road, Suite 200  
 Raleigh, North Carolina 27609  
 NC License No: C-1554  
 (919) 546-8997

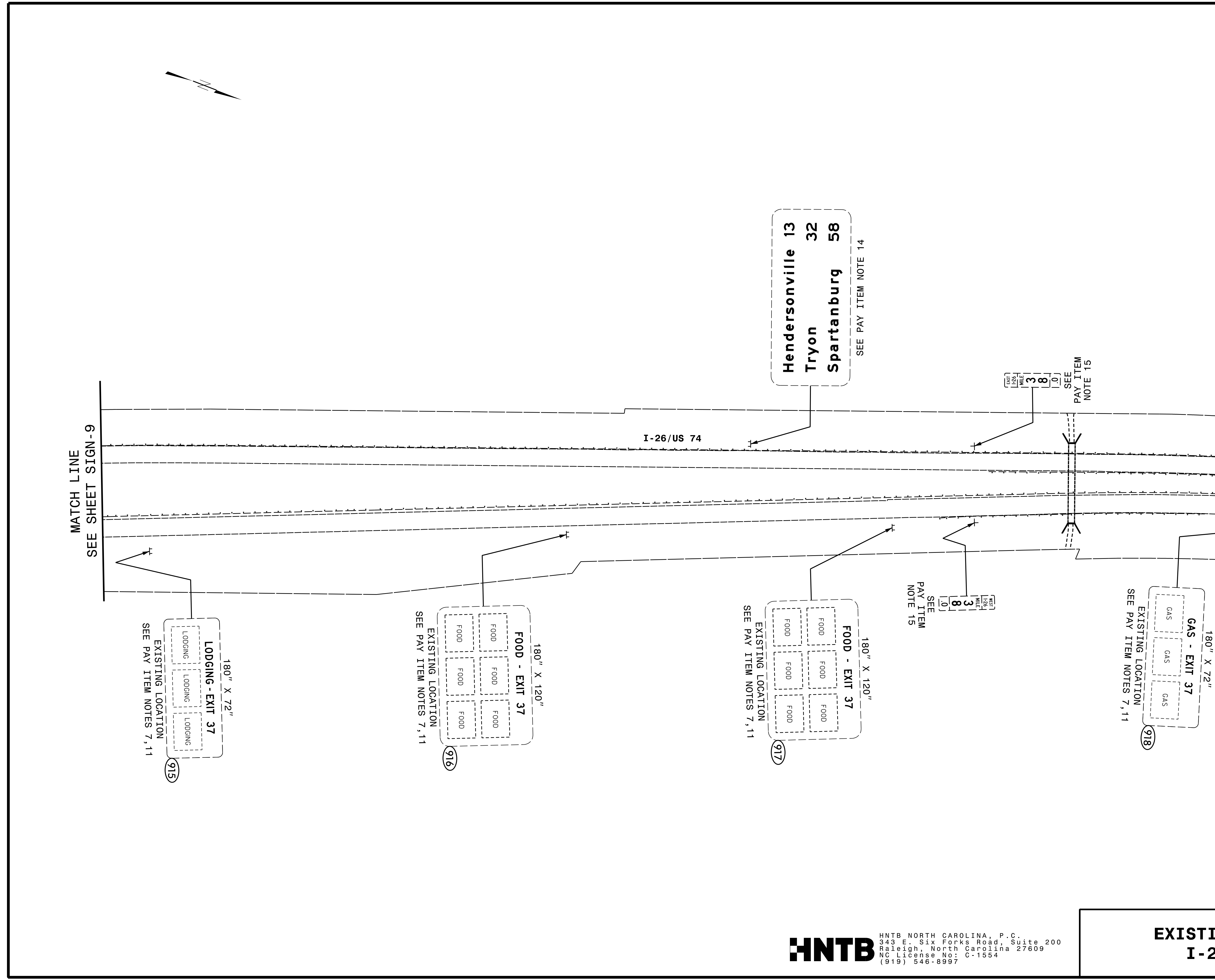
**EXISTING SIGNING**  
**I-26/US 74**

TIP NO. I-4700	SHEET NO. SIGN-9
APPROVED: <u>Andrew D. Klinkick</u> <small>DocuSigned by: E3D79F84596E448</small>	
DATE: 1/28/2019	
SEAL	
	
DOCUMENT NOT CONSIDERED FINAL UNLESS ALL SIGNATURES COMPLETED	






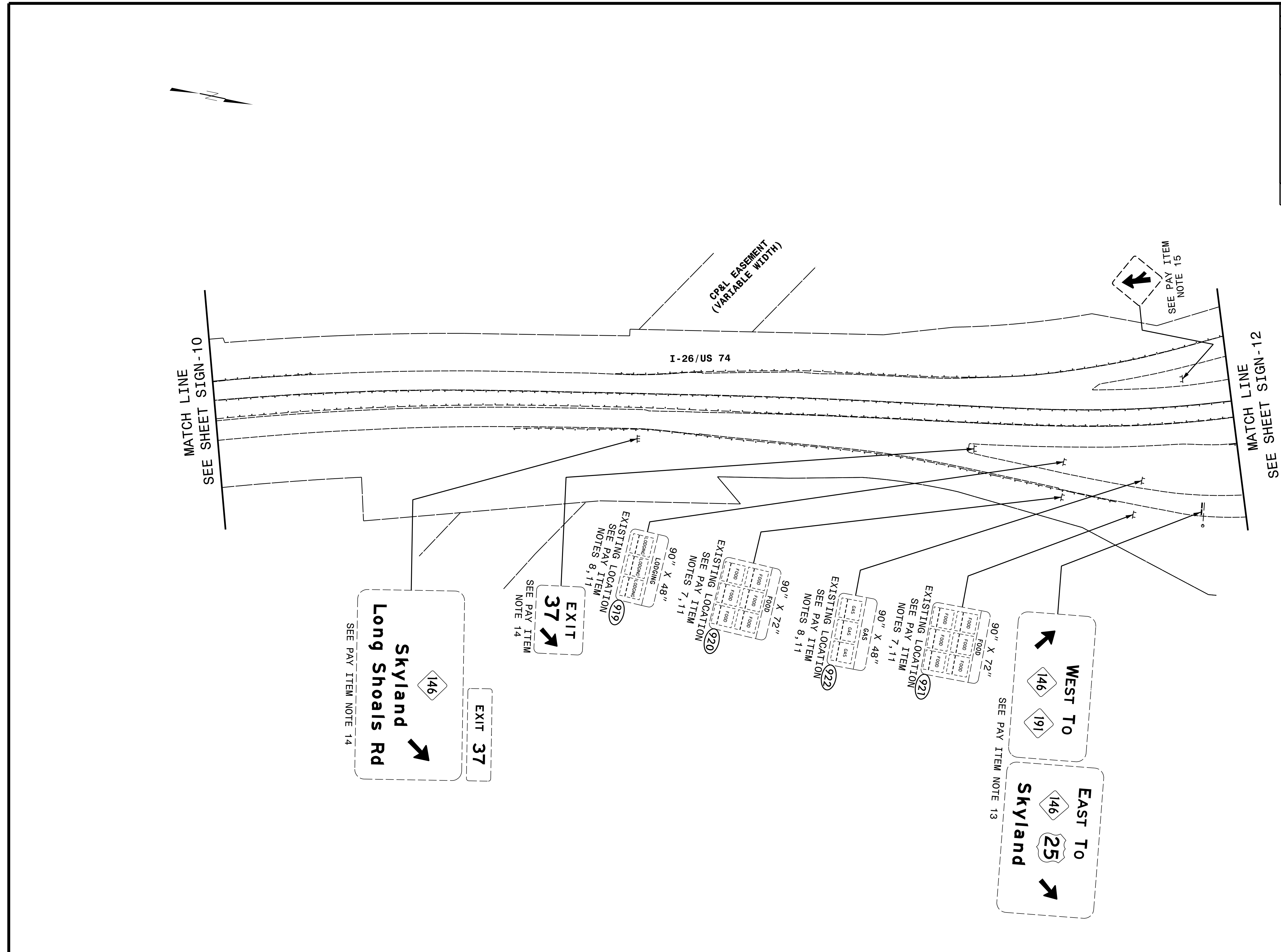
TIP NO. I-4700	SHEET NO. SIGN-10
APPROVED: <u>Andrew D. Klinkosick</u> <small>DocuSigned by: E3D79F84596E448</small>	
DATE: 1/28/2019	
SEAL	
	
DOCUMENT NOT CONSIDERED FINAL UNLESS ALL SIGNATURES COMPLETED	



**HNTB**  
 HNTB NORTH CAROLINA, P.C.  
 343 E. Six Forks Road, Suite 200  
 Raleigh, North Carolina 27609  
 NC License No: C-1554  
 (919) 546-8997

**EXISTING SIGNING**  
**I-26/US 74**


TIP NO. I-4700	SHEET NO. SIGN-11
APPROVED: <u>Andrew D. Klinkovich</u> <small>E3079F84599E44B</small>	
DATE: 1/28/2019	
SEAL	
	
DOCUMENT NOT CONSIDERED FINAL UNLESS ALL SIGNATURES COMPLETED	

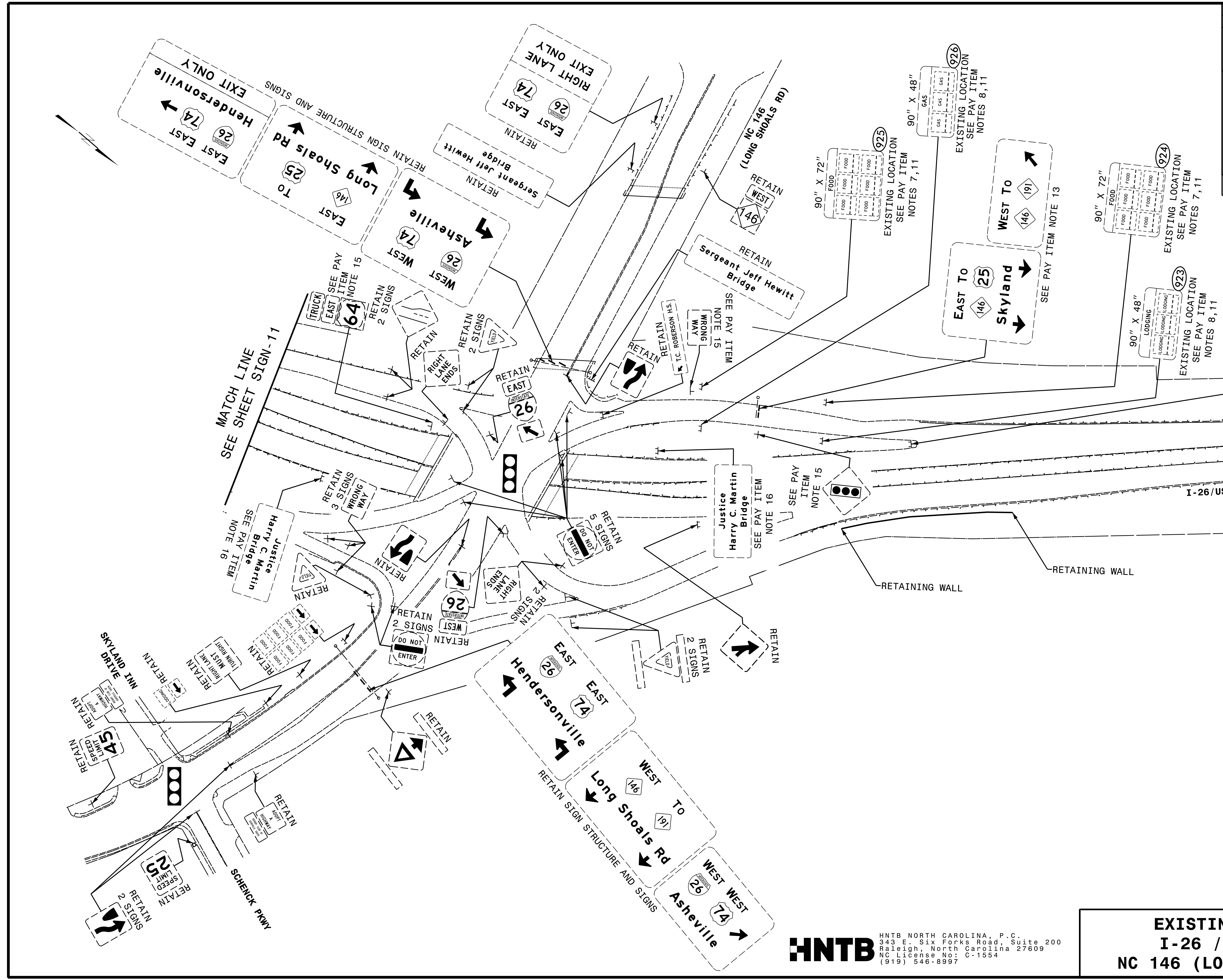


**HNTB**  
 HNTB NORTH CAROLINA, P.C.  
 343 E. Six Forks Road, Suite 200  
 Raleigh, North Carolina 27609  
 NC License No: C-1554  
 (919) 546-8997

**EXISTING SIGNING**  
**I-26/US 74**




TIP NO. I-4700	SHEET NO. SIGN-12
APPROVED: <i>Andrew D. Klinkovich</i> E3D79F84596E448	
DATE: 1/28/2019	
SEAL	
	
DOCUMENT NOT CONSIDERED FINAL UNLESS ALL SIGNATURES COMPLETED	

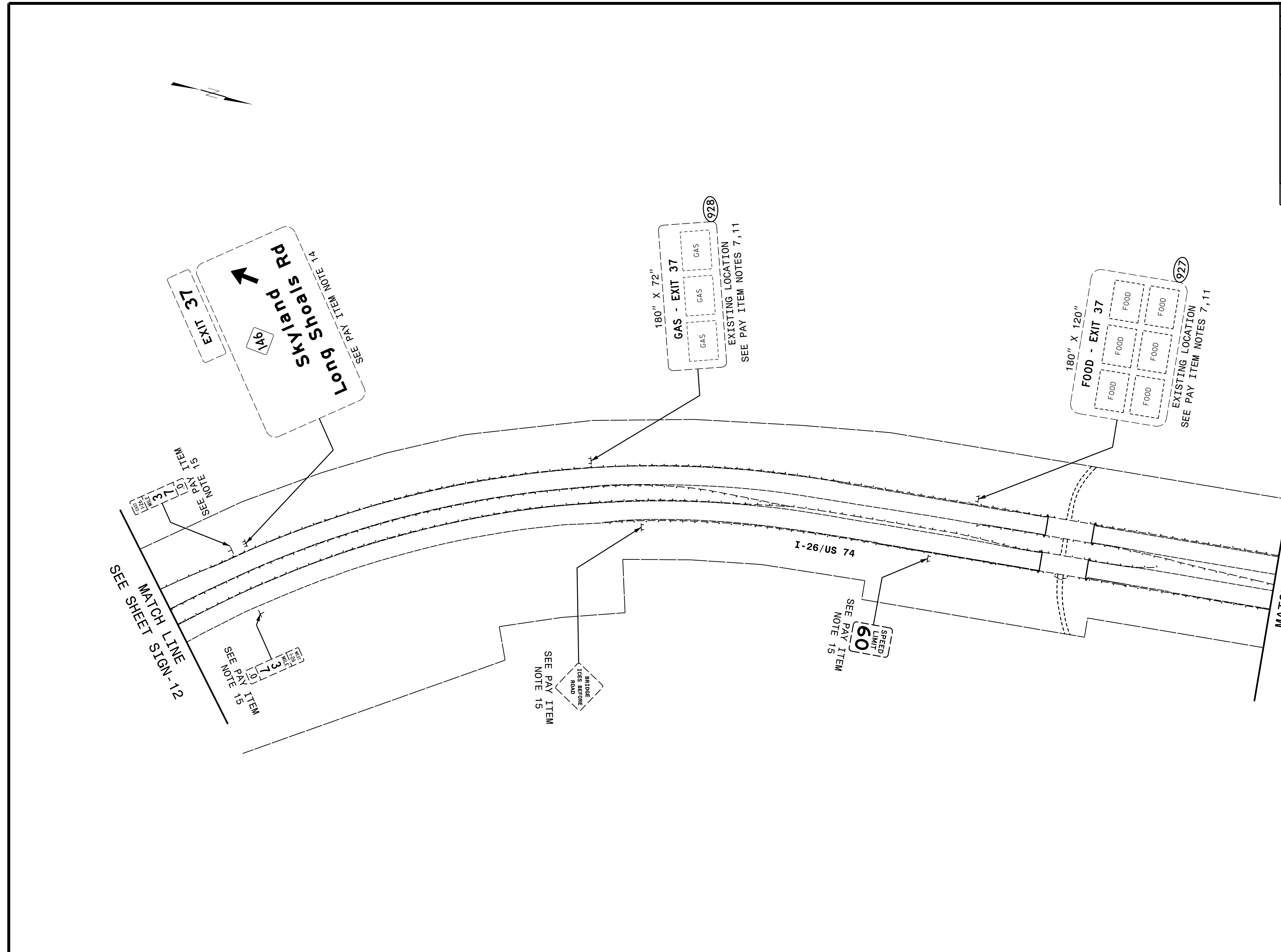



**HNTB**  
 HNTB NORTH CAROLINA, P.C.  
 343 E. Six Forks Road, Suite 200  
 Raleigh, North Carolina 27609  
 NC License No: C-1554  
 (919) 546-8997

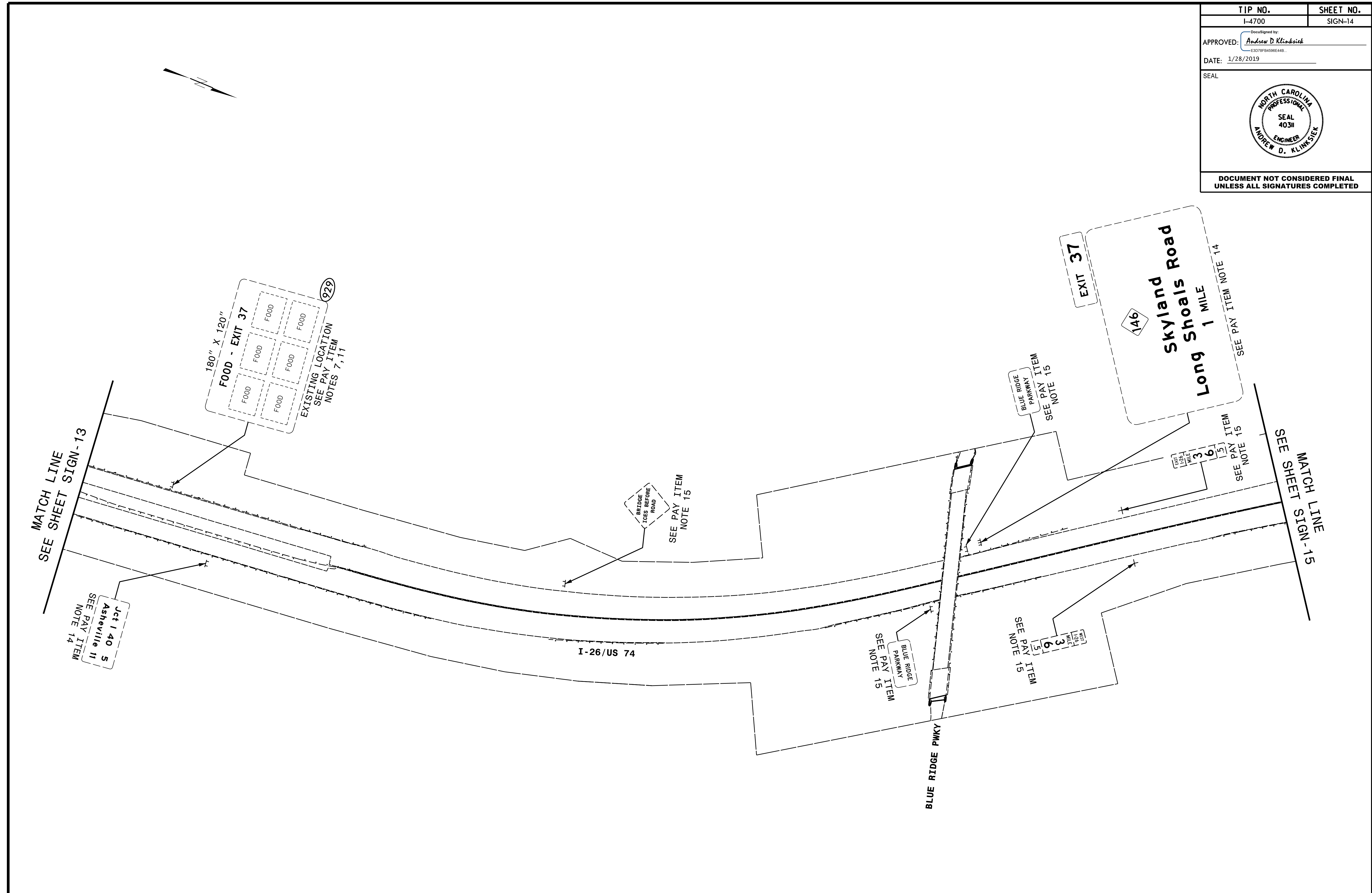
**EXISTING SIGNING**  
**I-26 / US 74 AT**  
**NC 146 (LONG SHOALS RD)**



TIP NO. I-4700	SHEET NO. SIGN-13
APPROVED: <u>Andrew D. Klinkosick</u> <small>DocuSigned by: E3079F84509E44B</small>	
DATE: 1/28/2019	
SEAL	
	
DOCUMENT NOT CONSIDERED FINAL UNLESS ALL SIGNATURES COMPLETED	




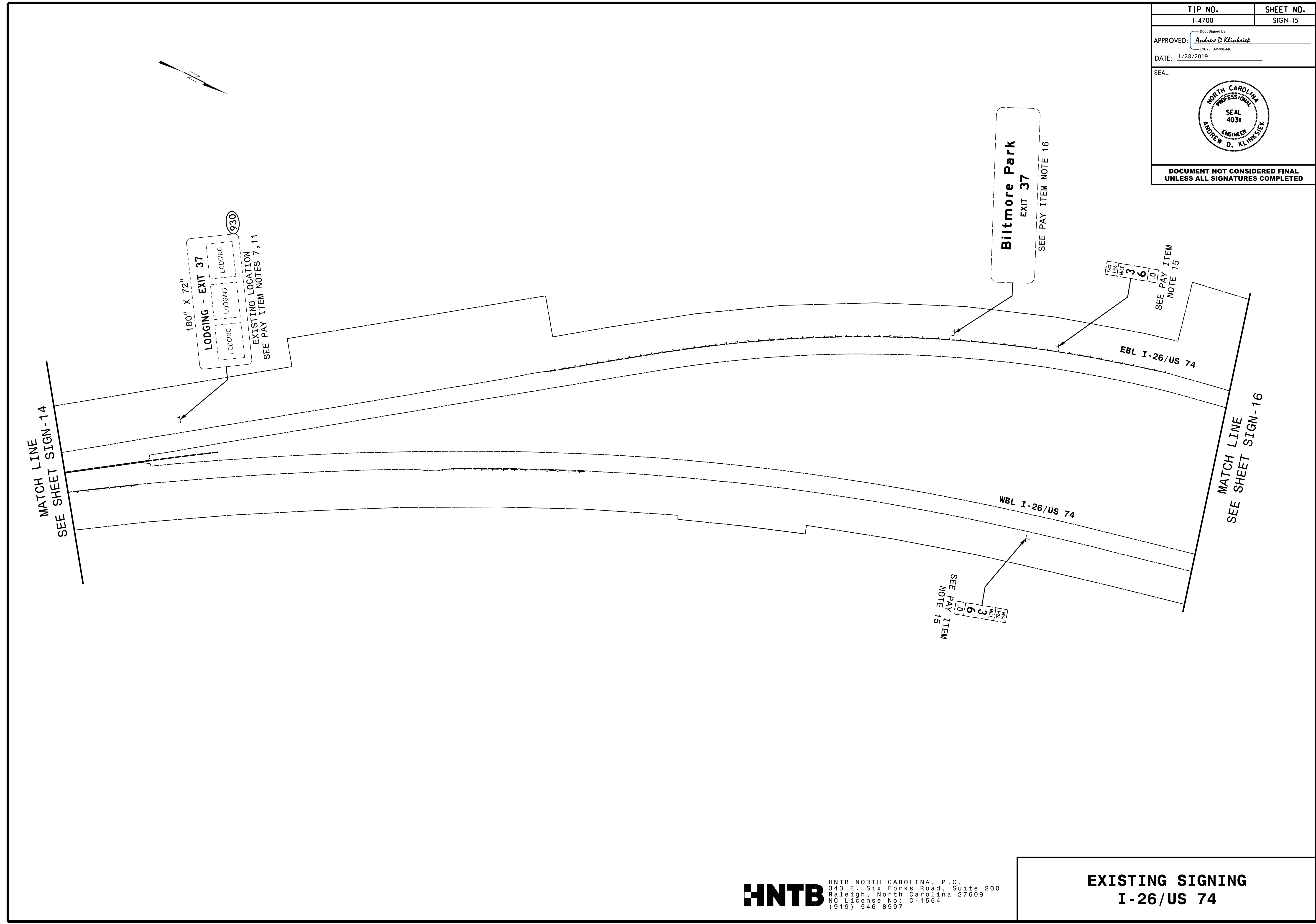
TIP NO. I-4700	SHEET NO. SIGN-14
APPROVED: <u>Andrew D. Klinkosick</u> <small>DocuSigned by: E3D79F84596E448</small>	
DATE: 1/28/2019	
SEAL	
	
DOCUMENT NOT CONSIDERED FINAL UNLESS ALL SIGNATURES COMPLETED	



**HNTB**  
 HNTB NORTH CAROLINA, P.C.  
 343 E. Six Forks Road, Suite 200  
 Raleigh, North Carolina 27609  
 NC License No: C-1554  
 (919) 546-8997

**EXISTING SIGNING**  
**I-26/US 74**


TIP NO. I-4700	SHEET NO. SIGN-15
APPROVED: <u>Andrew D. Klinkosick</u> <small>DocuSigned by: E3D79F8499E44B</small>	
DATE: 1/28/2019	
SEAL	
	
DOCUMENT NOT CONSIDERED FINAL UNLESS ALL SIGNATURES COMPLETED	

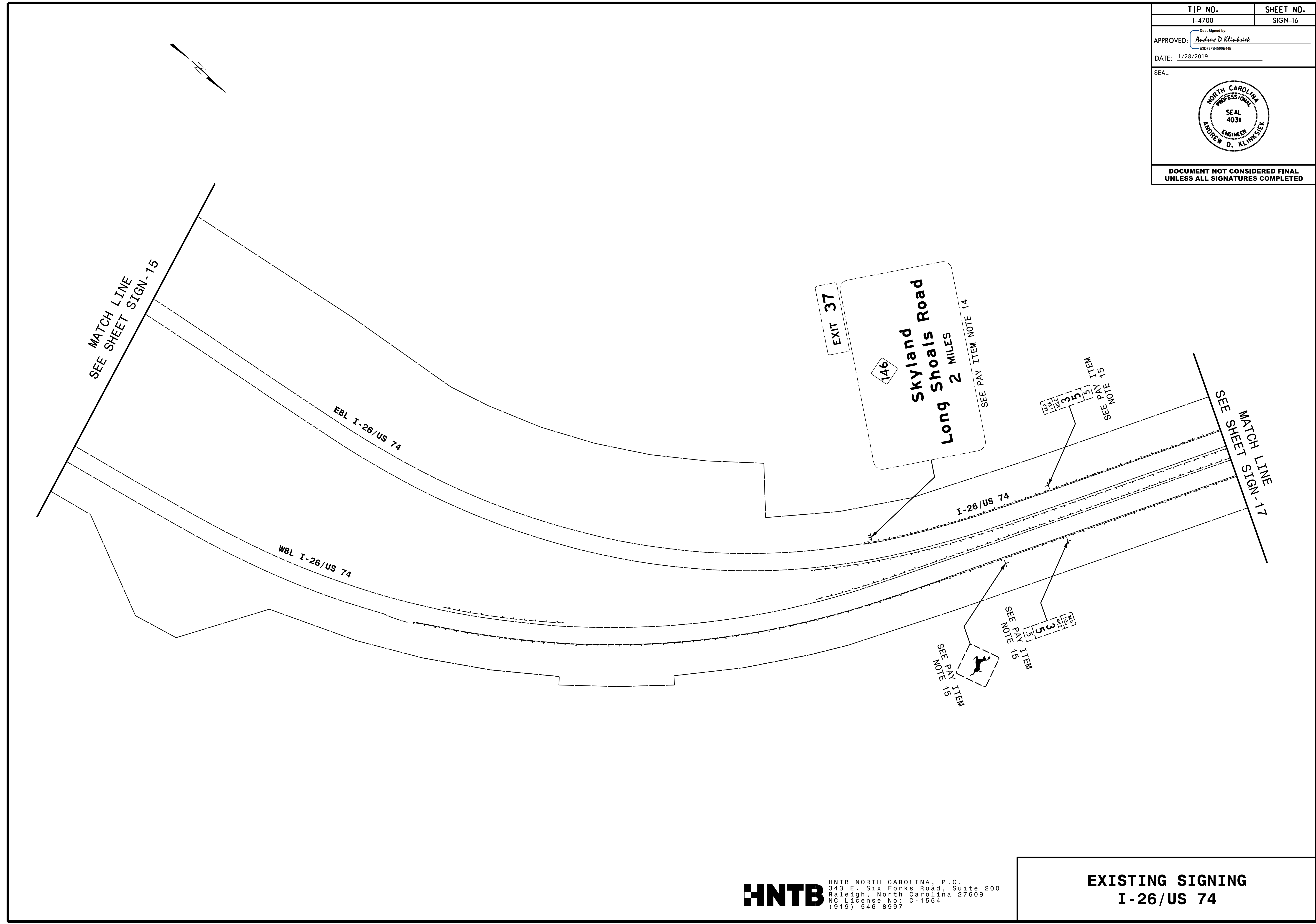



**HNTB**  
 HNTB NORTH CAROLINA, P.C.  
 343 E. Six Forks Road, Suite 200  
 Raleigh, North Carolina 27609  
 NC License No: C-1554  
 (919) 546-8997

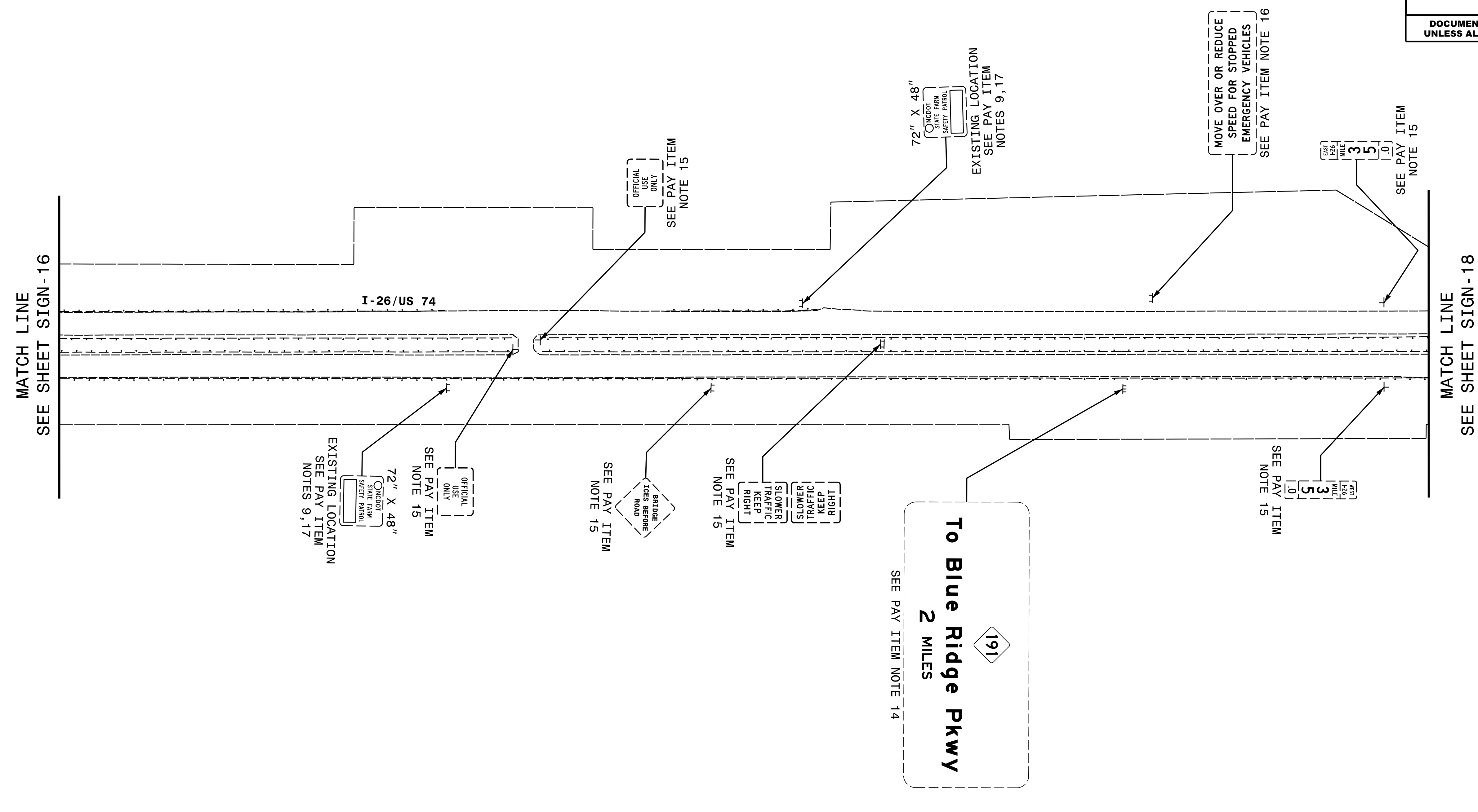
**EXISTING SIGNING**  
**I-26/US 74**




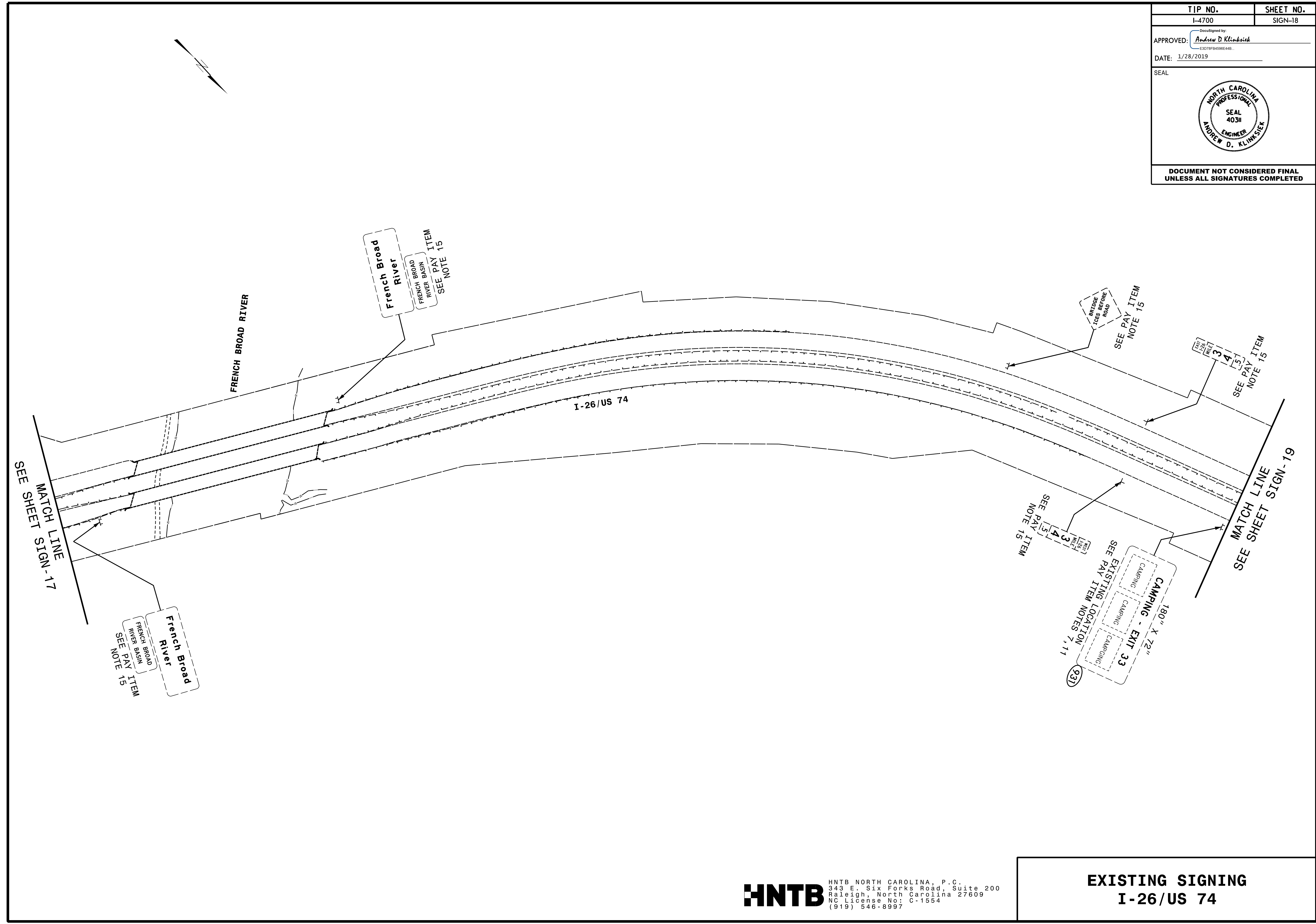
TIP NO. I-4700	SHEET NO. SIGN-16
APPROVED: <u>Andrew D. Klinkosick</u> <small>DocuSigned by: E3D79F84596E448</small>	
DATE: 1/28/2019	
SEAL	
	
DOCUMENT NOT CONSIDERED FINAL UNLESS ALL SIGNATURES COMPLETED	



TIP NO. I-4700	SHEET NO. SIGN-17
APPROVED: <i>Andrew D. Klinkosick</i> <small>DocuSigned by: E3D79F84596E448</small>	
DATE: 1/28/2019	
SEAL	
	
DOCUMENT NOT CONSIDERED FINAL UNLESS ALL SIGNATURES COMPLETED	




TIP NO. I-4700	SHEET NO. SIGN-18
APPROVED: <u>Andrew D. Klinkosick</u> <small>DocuSigned by: E3D79F84596E448</small>	
DATE: 1/28/2019	
SEAL	
	
DOCUMENT NOT CONSIDERED FINAL UNLESS ALL SIGNATURES COMPLETED	

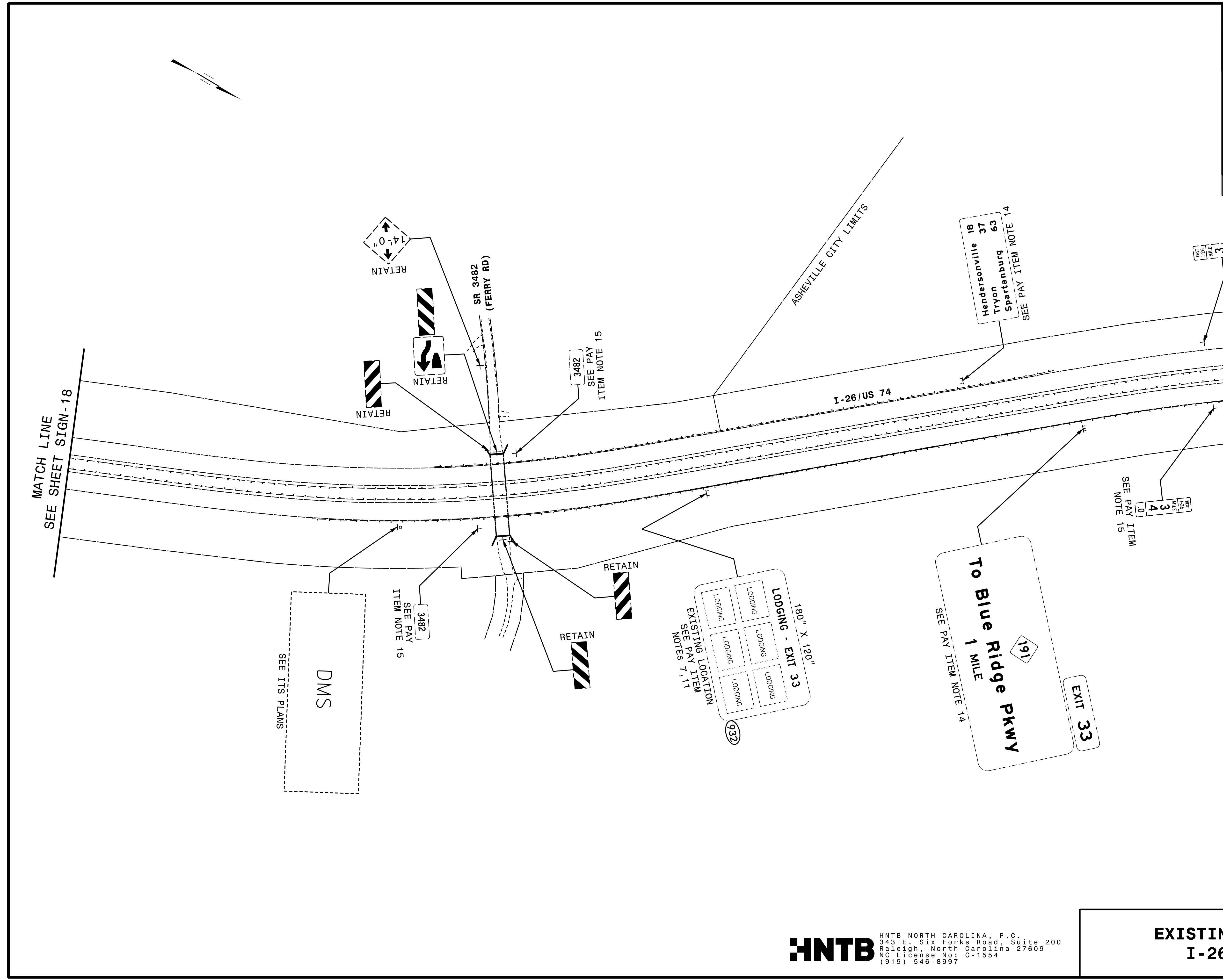


**HNTB**  
 HNTB NORTH CAROLINA, P.C.  
 343 E. Six Forks Road, Suite 200  
 Raleigh, North Carolina 27609  
 NC License No: C-1554  
 (919) 546-8997

**EXISTING SIGNING**  
**I-26/US 74**




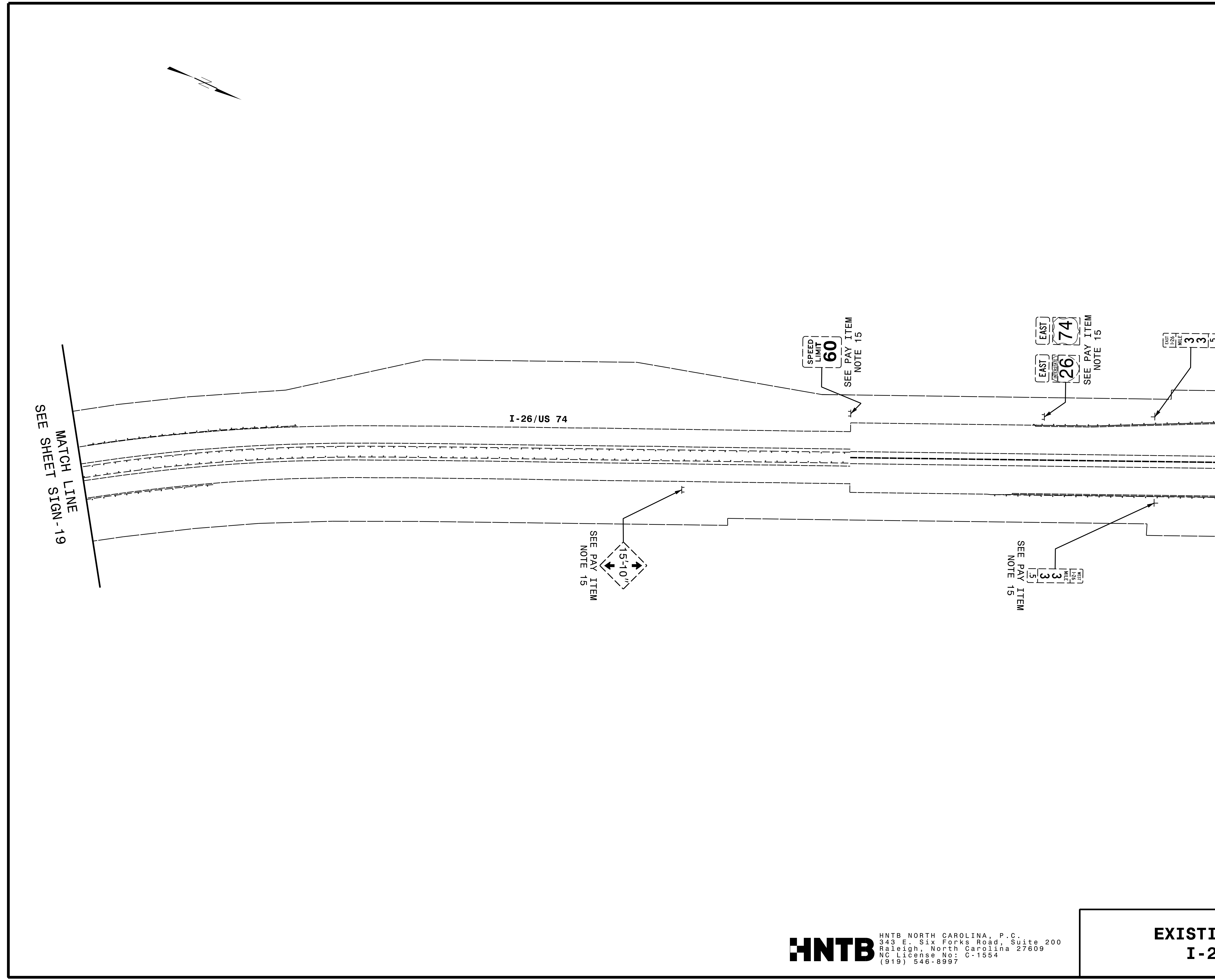
TIP NO. I-4700	SHEET NO. SIGN-19
APPROVED: <u>Andrew D. Klinkerick</u> <small>DocuSigned by: E3D79F84596E448</small>	
DATE: 1/28/2019	
SEAL	
	
DOCUMENT NOT CONSIDERED FINAL UNLESS ALL SIGNATURES COMPLETED	



**HNTB**  
 HNTB NORTH CAROLINA, P.C.  
 343 E. Six Forks Road, Suite 200  
 Raleigh, North Carolina 27609  
 NC License No: C-1554  
 (919) 546-8997


**EXISTING SIGNING**  
**I-26/US 74**

TIP NO. I-4700	SHEET NO. SIGN-20
APPROVED: <u>Andrew D. Klinkosick</u> <small>DocuSigned by: E3D79F84596E448</small>	
DATE: 1/28/2019	
SEAL	
	
DOCUMENT NOT CONSIDERED FINAL UNLESS ALL SIGNATURES COMPLETED	

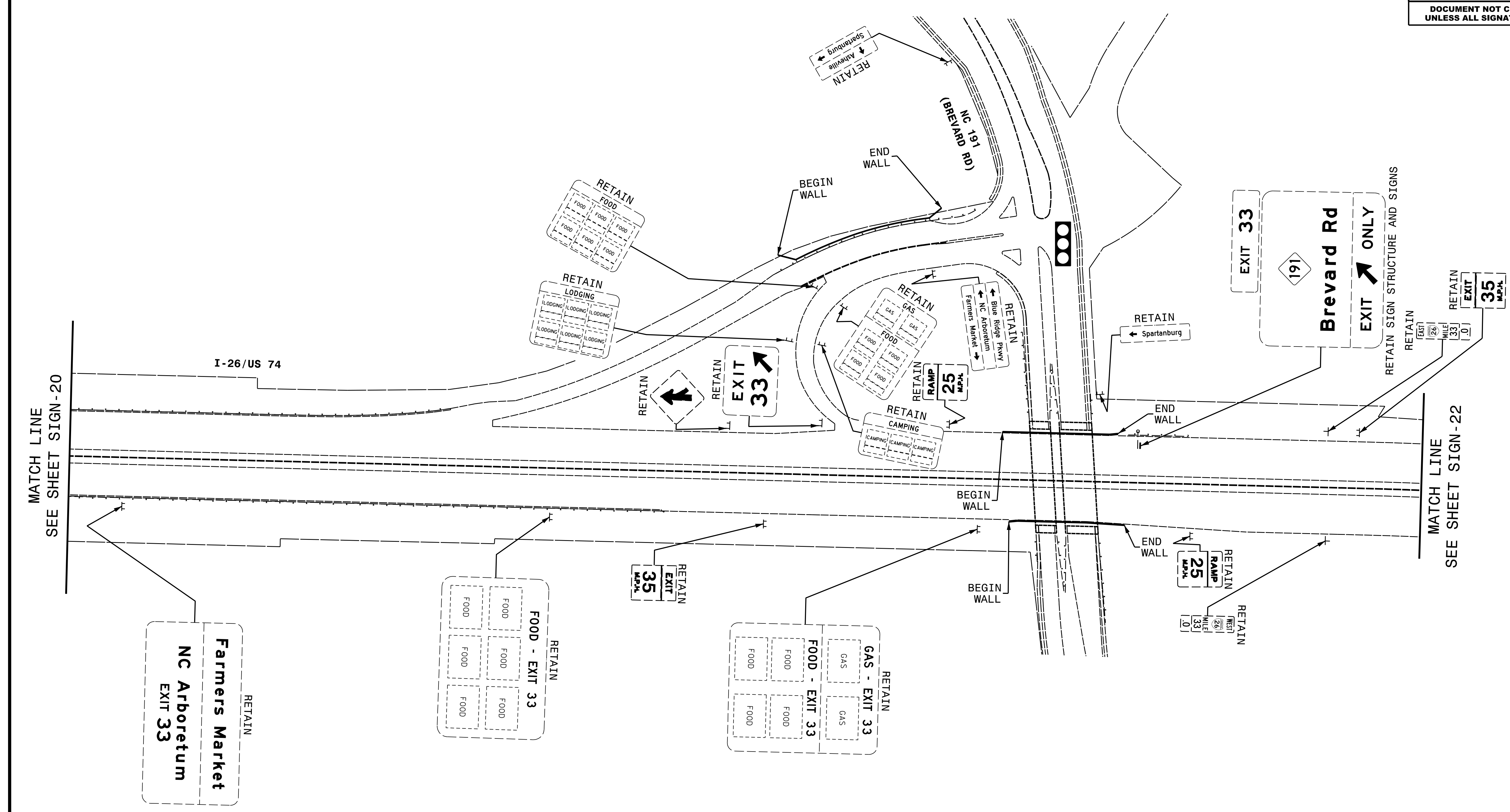


**HNTB**  
 HNTB NORTH CAROLINA, P.C.  
 343 E. Six Forks Road, Suite 200  
 Raleigh, North Carolina 27609  
 NC License No: C-1554  
 (919) 546-8997

**EXISTING SIGNING**  
**I-26/US 74**

TIP NO. I-4700	SHEET NO. SIGN-21
APPROVED: <u>Andrew D. Klinkosick</u> <small>DocuSigned by: E3079F84596E448</small>	
DATE: 1/28/2019	
SEAL	
	
DOCUMENT NOT CONSIDERED FINAL UNLESS ALL SIGNATURES COMPLETED	


# NO SIGN WORK THIS SHEET

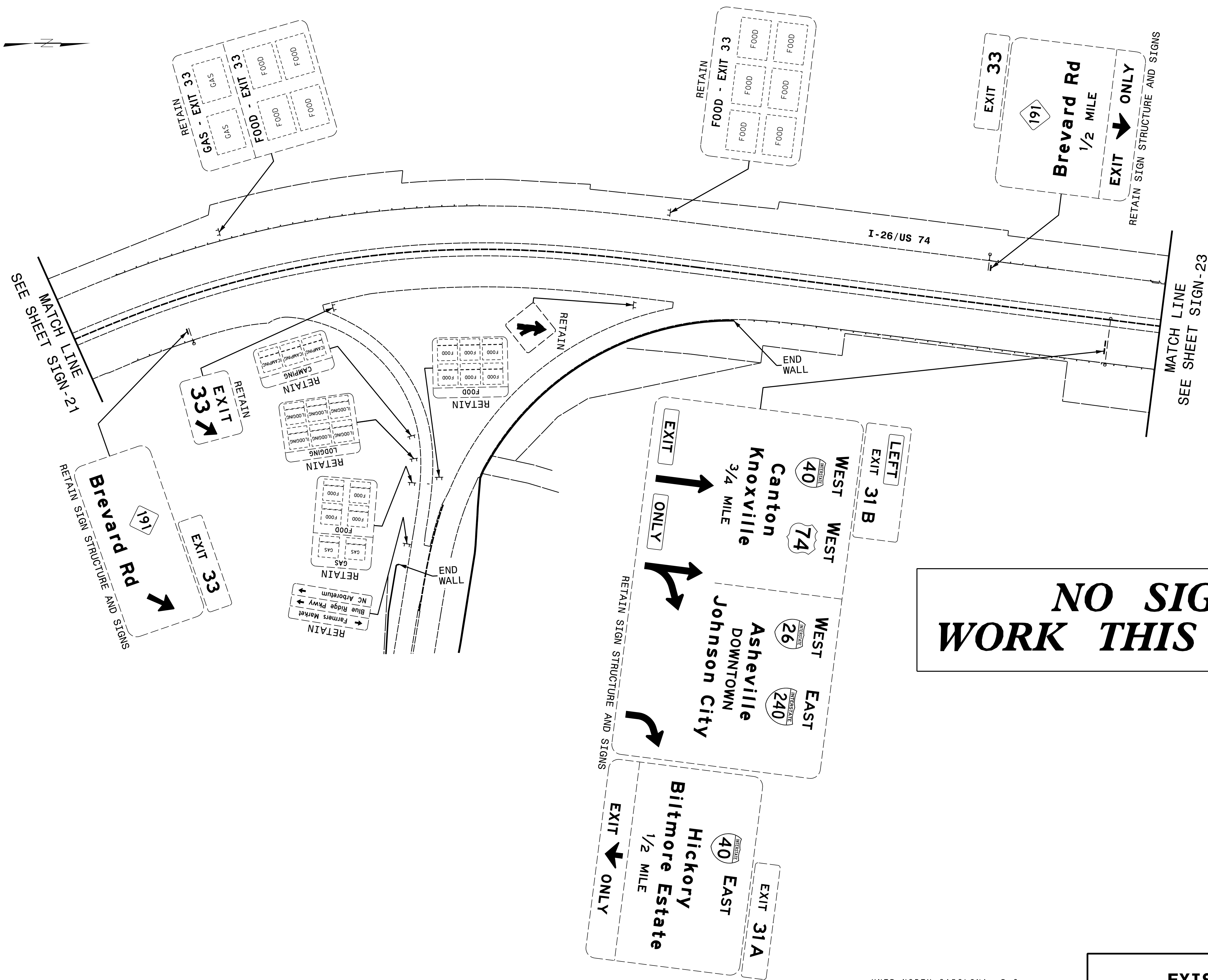


**HNTB**  
 HNTB NORTH CAROLINA, P.C.  
 343 E. Six Forks Road, Suite 200  
 Raleigh, North Carolina 27609  
 NC License No: C-1554  
 (919) 546-8997

**EXISTING SIGNING**  
**I-26/US 74 AT**  
**NC 191 (BREVARD RD)**




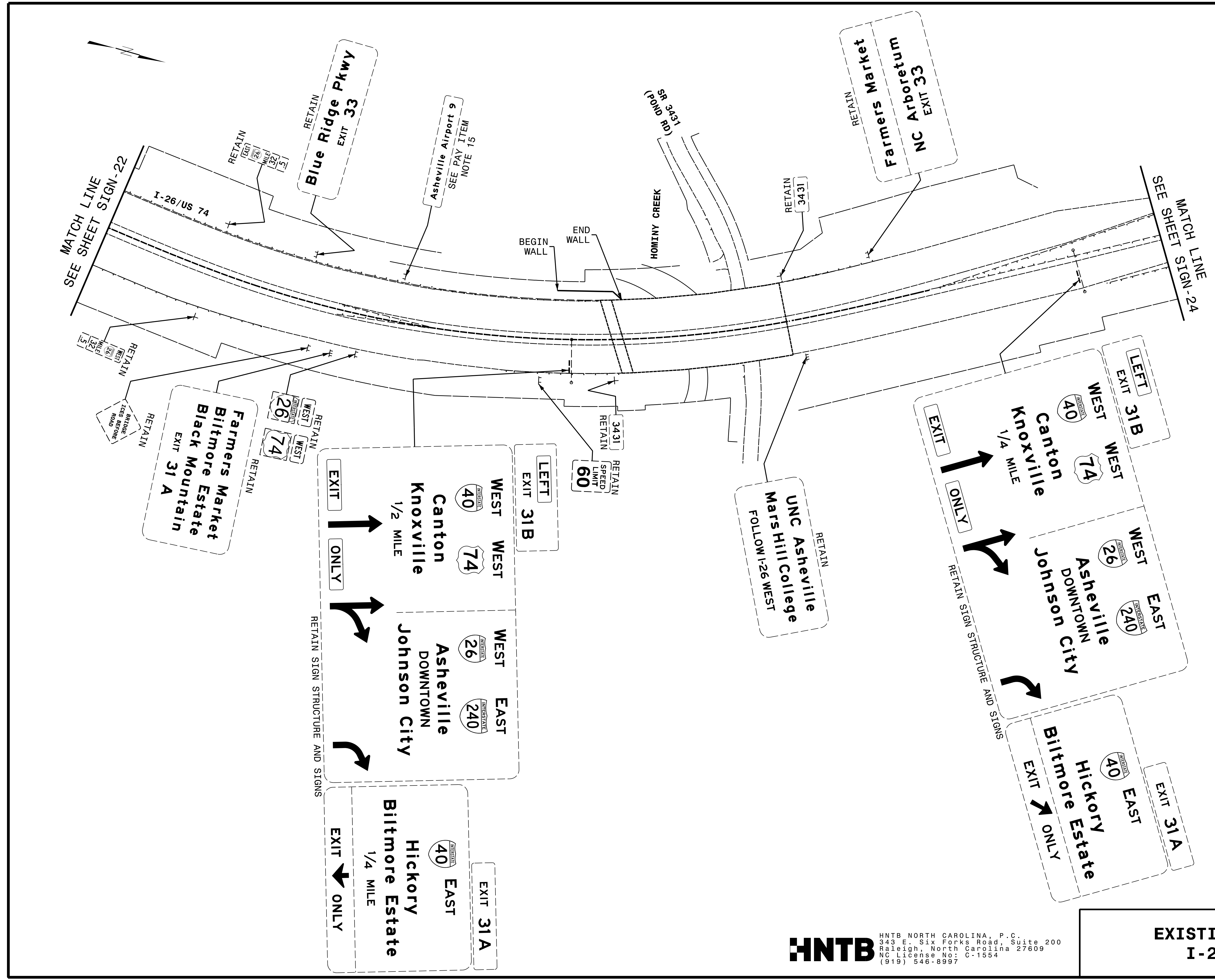
TIP NO. I-4700	SHEET NO. SIGN-22
APPROVED: <i>Andrew D. Klinkosick</i> <small>E3079F84596E448</small>	
DATE: 1/28/2019	
SEAL	
	
DOCUMENT NOT CONSIDERED FINAL UNLESS ALL SIGNATURES COMPLETED	



NO SIGN  
WORK THIS SHEET

EXISTING SIGNING  
I-26/US 74


TIP NO. I-4700	SHEET NO. SIGN-23
APPROVED: <u>Andrew D. Klinkosick</u> <small>DocuSigned by: E3D79F84596E448</small>	
DATE: 1/28/2019	
SEAL	
	
DOCUMENT NOT CONSIDERED FINAL UNLESS ALL SIGNATURES COMPLETED	

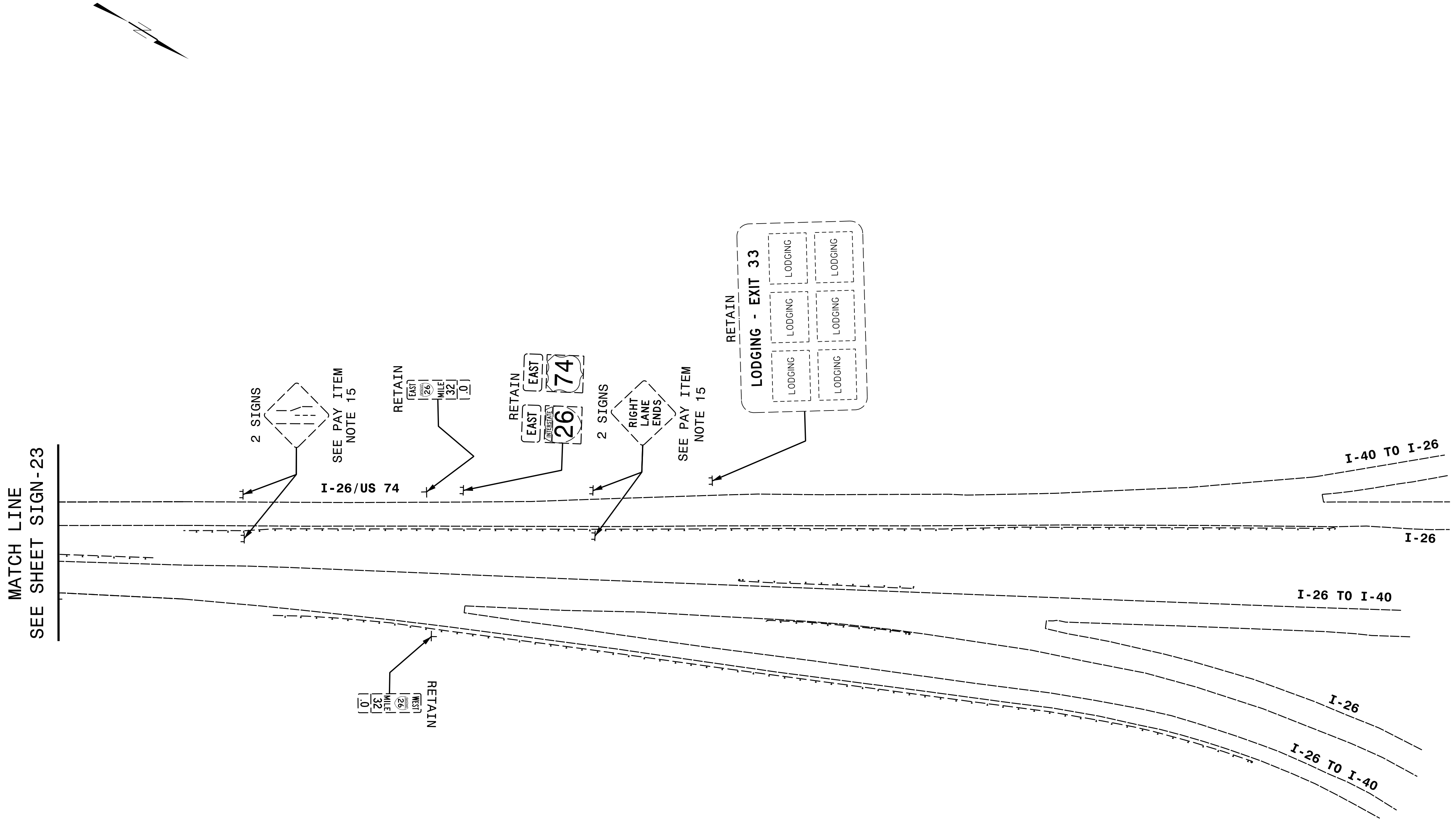


**HNTB**  
 HNTB NORTH CAROLINA, P.C.  
 343 E. Six Forks Road, Suite 200  
 Raleigh, North Carolina 27609  
 NC License No: C-1554  
 (919) 546-8997


**EXISTING SIGNING**  
**I-26/US 74**



TIP NO. I-4700	SHEET NO. SIGN-24
APPROVED: <u>Andrew D. Klinkosick</u> <small>DocuSigned by: E3D79F84596E448</small>	
DATE: 1/28/2019	
SEAL	
	
DOCUMENT NOT CONSIDERED FINAL UNLESS ALL SIGNATURES COMPLETED	




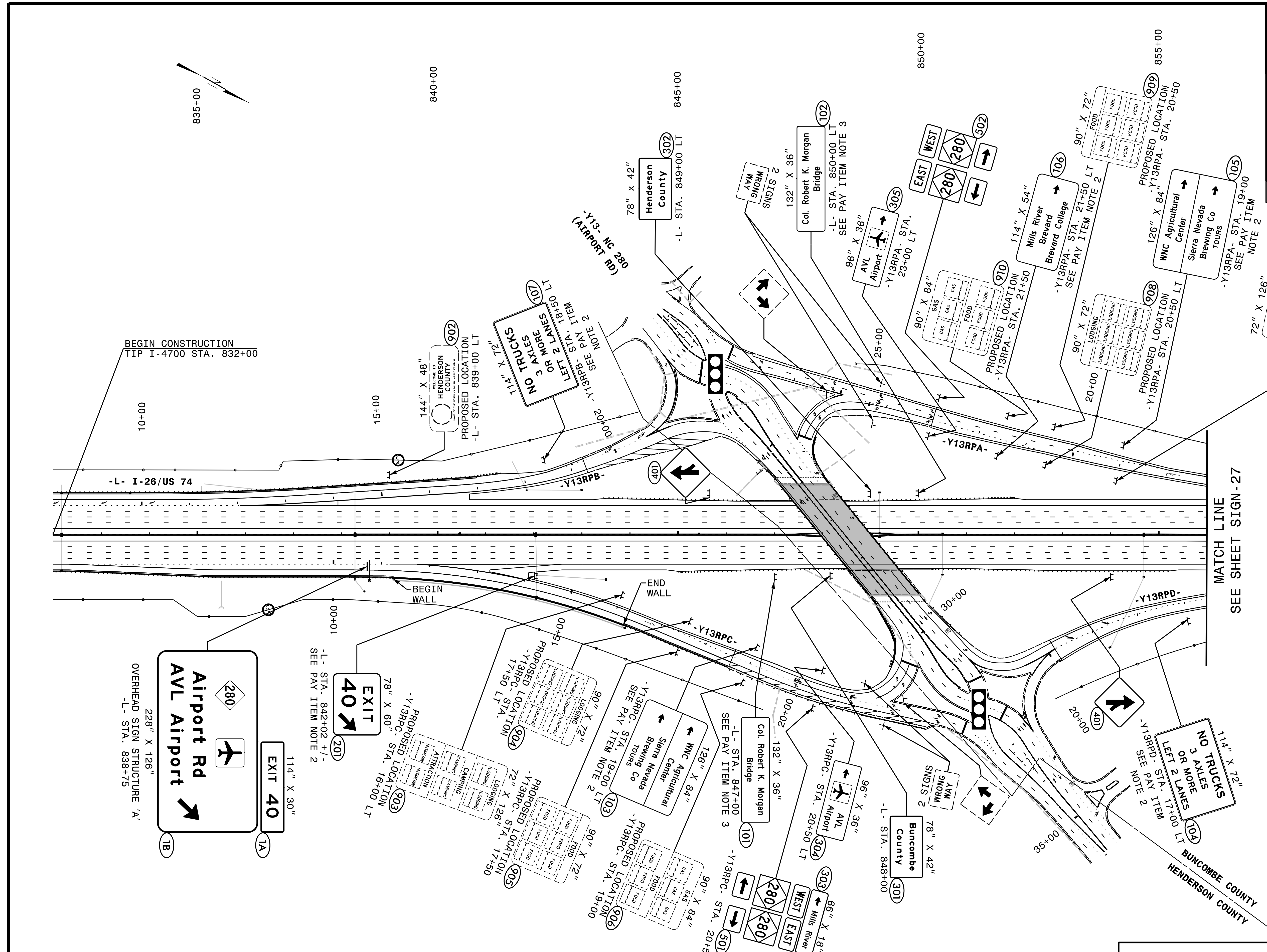


TIP NO.	SHEET NO.
I-4700	SIGN-25
DocuSigned by: APPROVED: <u>Andrew D. Klinkisch</u> E3D79F84599E44B	
DATE: <u>1/28/2019</u>	
SEAL	
	
DOCUMENT NOT CONSIDERED FINAL UNLESS ALL SIGNATURES COMPLETED	

**THIS SHEET  
INTENTIONALLY LEFT BLANK**



TIP NO. I-4700	SHEET NO. SIGN-26
APPROVED: <i>Andrew D. Klinkerick</i> E3078F84596E448	
DATE: 1/28/2019	
SEAL	
	
DOCUMENT NOT CONSIDERED FINAL UNLESS ALL SIGNATURES COMPLETED	




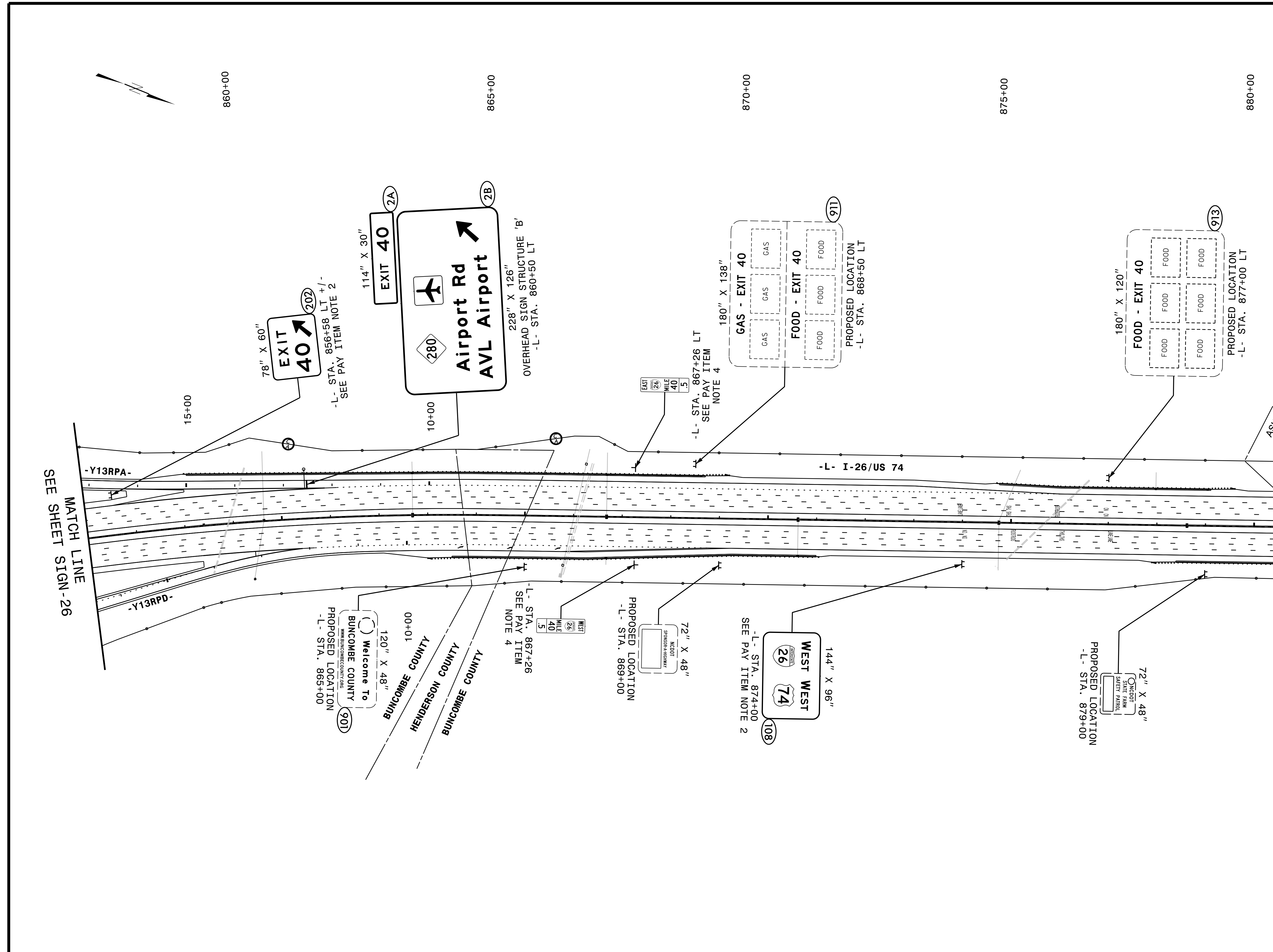
NOTE:  
RETAIN ALL EXISTING SIGNS SHOWN ON THIS SHEET.

**HNTB**  
HNTB NORTH CAROLINA, P.C.  
343 E. Six Forks Road, Suite 200  
Raleigh, North Carolina 27609  
NC License No. C-1554  
(919) 546-8997

**PROPOSED SIGNING**  
**-L- STA. 832+00 TO 856+00**



TIP NO. I-4700	SHEET NO. SIGN-27
APPROVED: <i>Andrew D. Klinkosick</i> <small>DocuSigned by: E3D79F84596E448</small>	
DATE: 1/28/2019	
SEAL 	
DOCUMENT NOT CONSIDERED FINAL UNLESS ALL SIGNATURES COMPLETED	




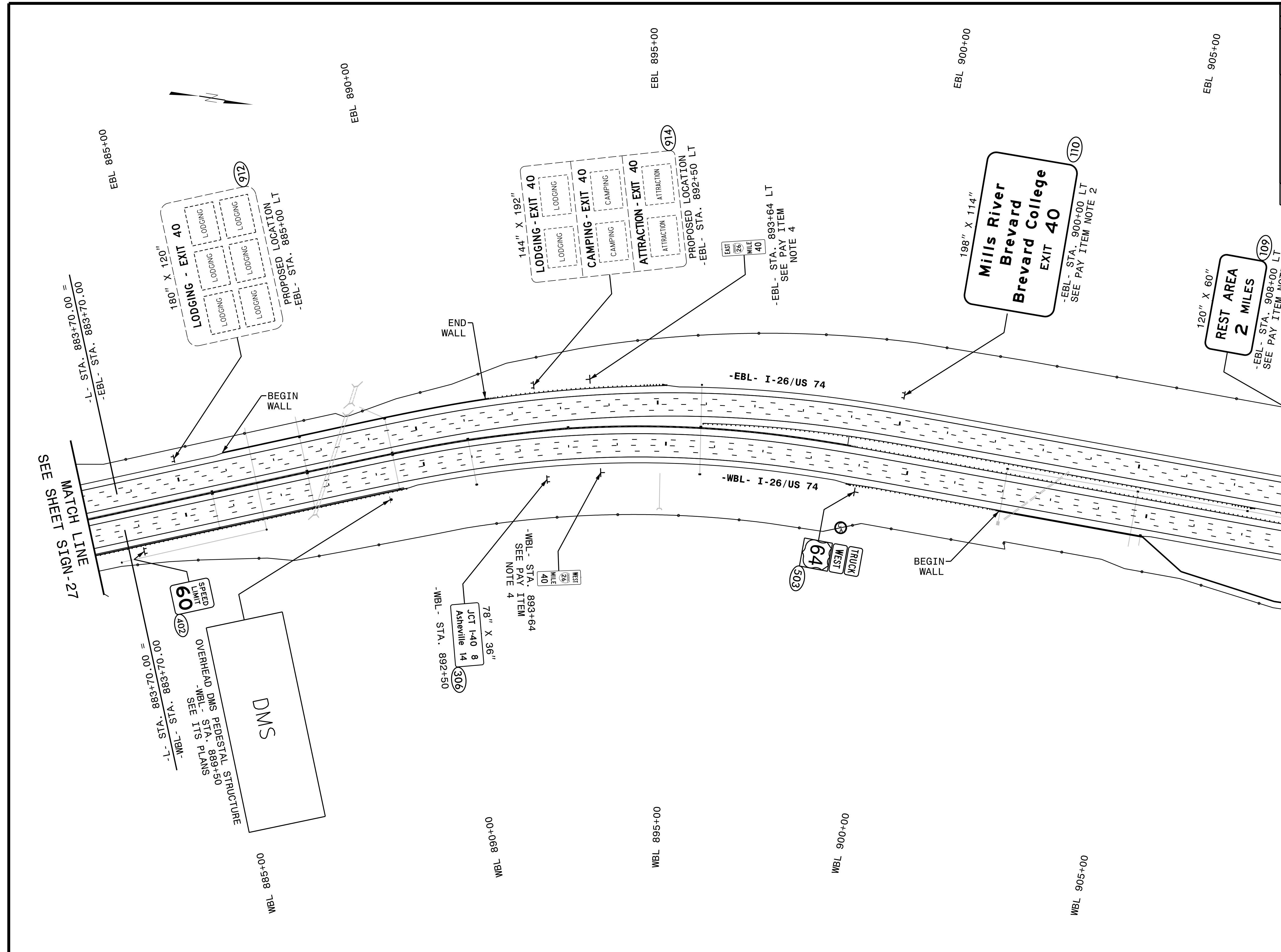
NOTE:  
RETAIN ALL EXISTING SIGNS SHOWN ON THIS SHEET.

**HNTB**  
 HNTB NORTH CAROLINA, P.C.  
 343 E. Six Forks Road, Suite 200  
 Raleigh, North Carolina 27609  
 NC License No: C-1554  
 (919) 546-8997

**PROPOSED SIGNING**  
**-L- STA. 856+00 TO 883+00**




TIP NO. I-4700	SHEET NO. SIGN-28
APPROVED: <u>Andrew D. Klinkosick</u> <small>DocuSigned by: E3D78F84596E448</small>	
DATE: 1/28/2019	
SEAL 	
DOCUMENT NOT CONSIDERED FINAL UNLESS ALL SIGNATURES COMPLETED	

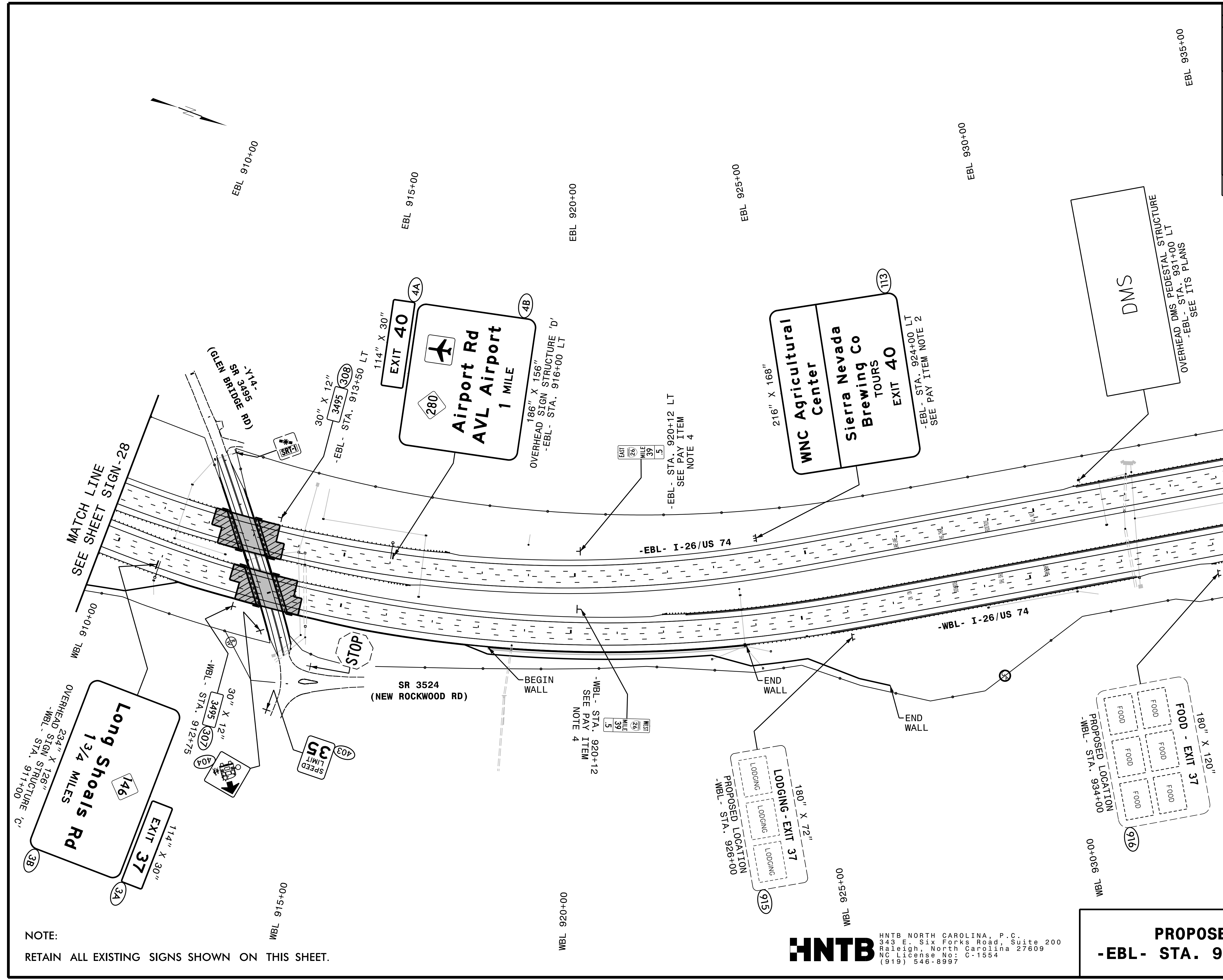


NOTE:  
RETAIN ALL EXISTING SIGNS SHOWN ON THIS SHEET.

**HNTB**  
HNTB NORTH CAROLINA, P.C.  
343 E. Six Forks Road, Suite 200  
Raleigh, North Carolina 27609  
NC License No: C-1554  
(919) 546-8997

**PROPOSED SIGNING**  
-L- 883+00 TO 883+70  
-EBL- STA. 883+70 TO 910+00

TIP NO. I-4700	SHEET NO. SIGN-29
APPROVED: <i>Andrew D. Klinkick</i> <small>DocuSigned by: E3D79F84596E448</small>	
DATE: 1/28/2019	
SEAL	
	
DOCUMENT NOT CONSIDERED FINAL UNLESS ALL SIGNATURES COMPLETED	




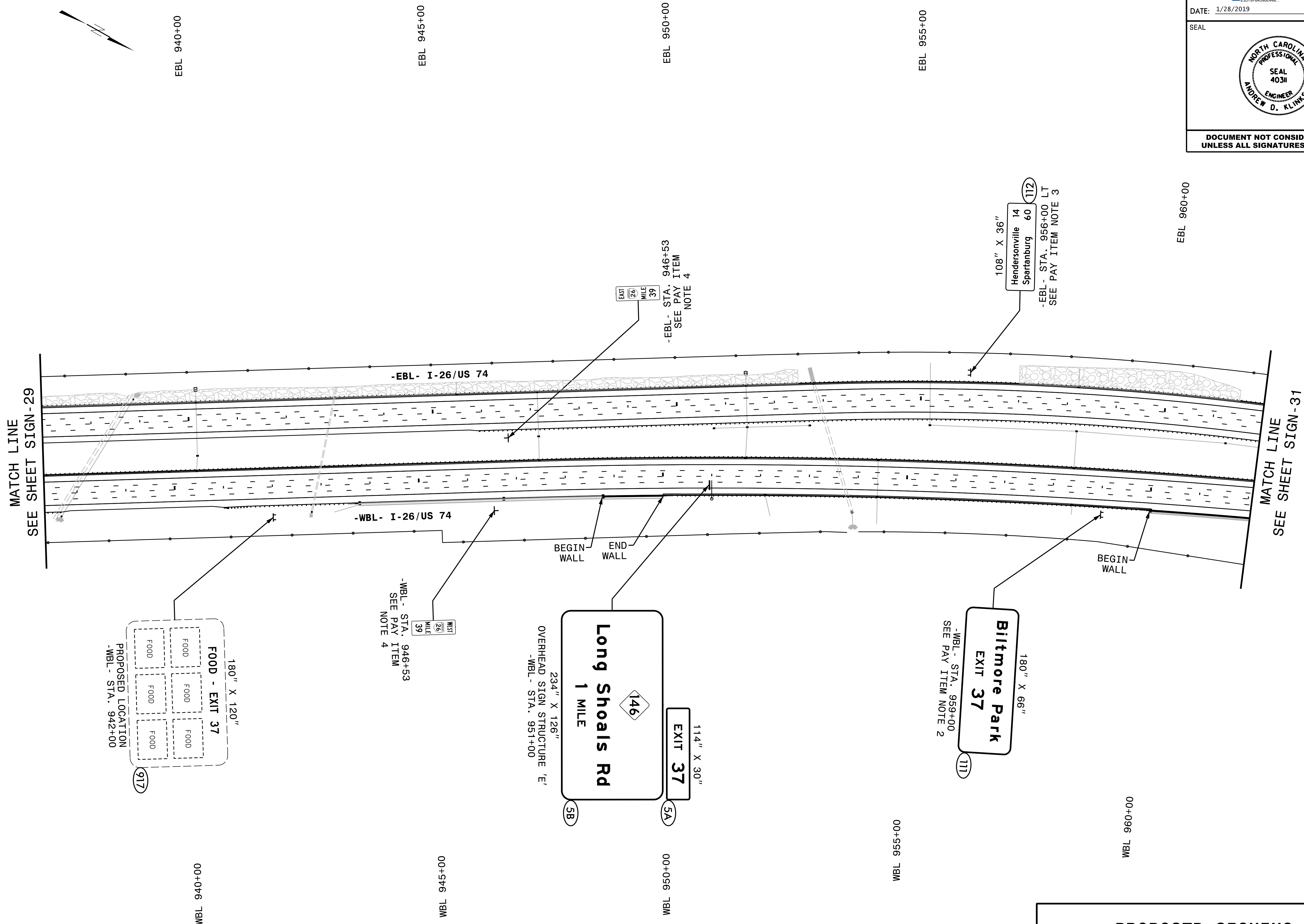
NOTE:  
RETAIN ALL EXISTING SIGNS SHOWN ON THIS SHEET.

**HNTB**  
HNTB NORTH CAROLINA, P.C.  
343 E. Six Forks Road, Suite 200  
Raleigh, North Carolina 27609  
NC License No: C-1554  
(919) 546-8997

**PROPOSED SIGNING**  
**-EBL- STA. 910+00 TO 937+00**



TIP NO. I-4700	SHEET NO. SIGN-30
APPROVED: <u>Andrew D. Klinkosick</u> <small>E3079F84596E448</small>	
DATE: 1/28/2019	
SEAL	
	
DOCUMENT NOT CONSIDERED FINAL UNLESS ALL SIGNATURES COMPLETED	




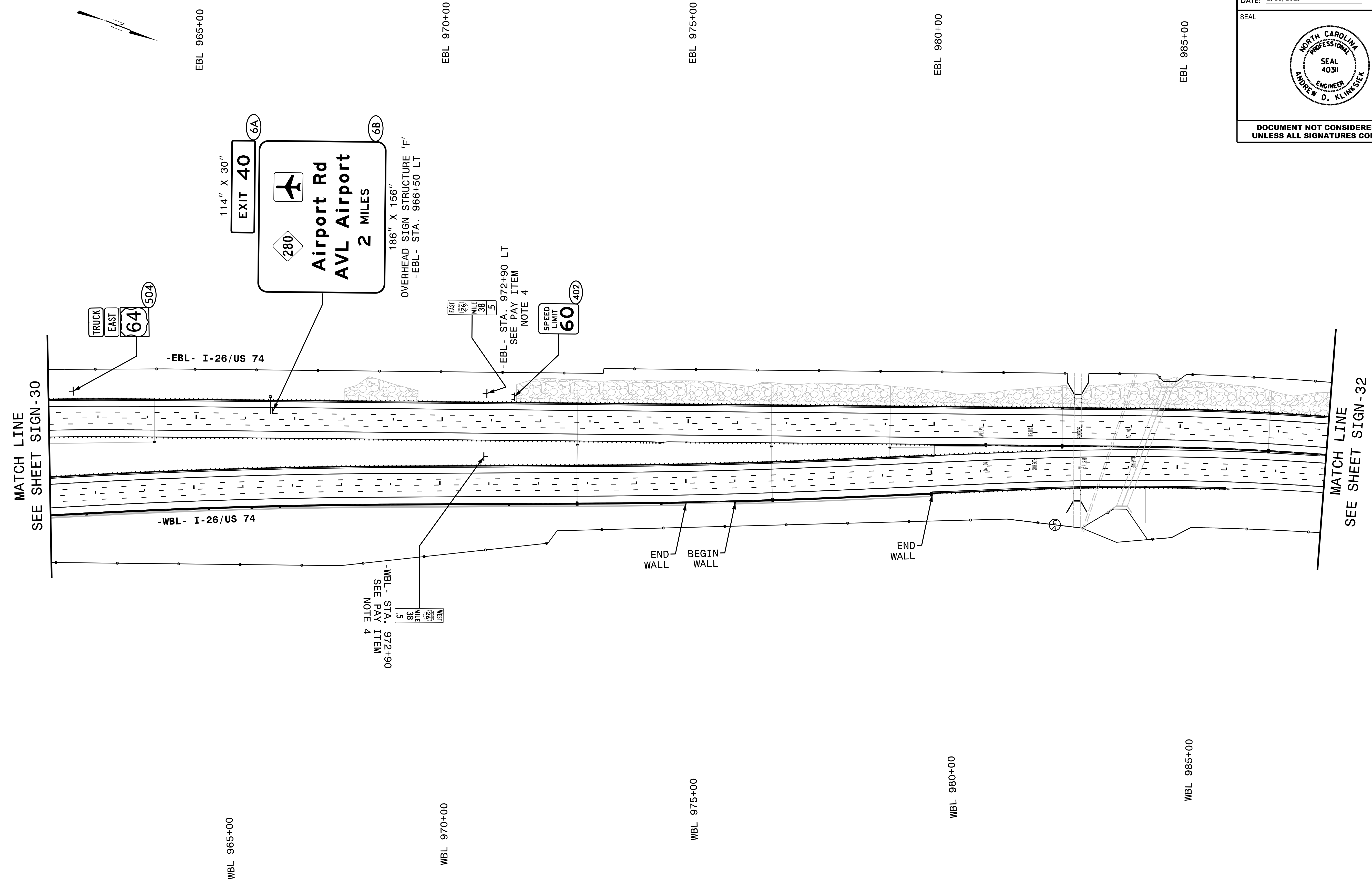
NOTE:  
RETAIN ALL EXISTING SIGNS SHOWN ON THIS SHEET.

**HNTB**  
 HNTB NORTH CAROLINA, P.C.  
 343 E. Six Forks Road, Suite 200  
 Raleigh, North Carolina 27609  
 NC License No: C-1554  
 (919) 546-8997

**PROPOSED SIGNING**  
**-EBL- STA. 937+00 TO 962+00**




TIP NO. I-4700	SHEET NO. SIGN-31
APPROVED: <i>Andrew D. Klinkosick</i> <small>E3079F8499E44B</small>	
DATE: 1/28/2019	
SEAL	
	
DOCUMENT NOT CONSIDERED FINAL UNLESS ALL SIGNATURES COMPLETED	

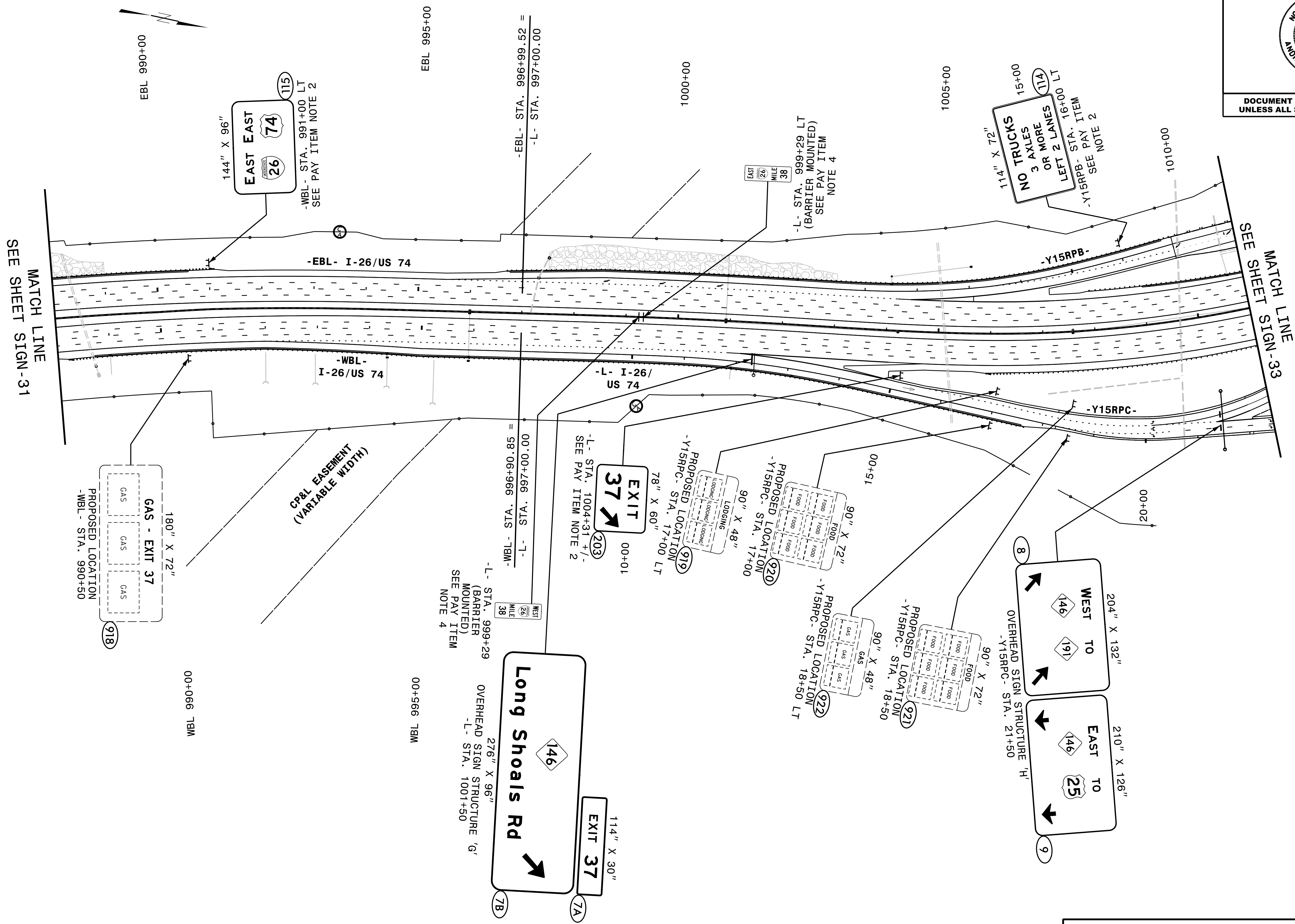


NOTE:  
RETAIN ALL EXISTING SIGNS SHOWN ON THIS SHEET.

**HNTB**  
HNTB NORTH CAROLINA, P.C.  
343 E. Six Forks Road, Suite 200  
Raleigh, North Carolina 27609  
NC License No: C-1554  
(919) 546-8997

**PROPOSED SIGNING**  
**-EBL- STA. 962+00 TO 988+00**

TIP NO. I-4700	SHEET NO. SIGN-32
APPROVED: <u>Andrew D. Klinkosick</u> <small>E3079F84596E448</small>	
DATE: 1/28/2019	
SEAL	
	
DOCUMENT NOT CONSIDERED FINAL UNLESS ALL SIGNATURES COMPLETED	




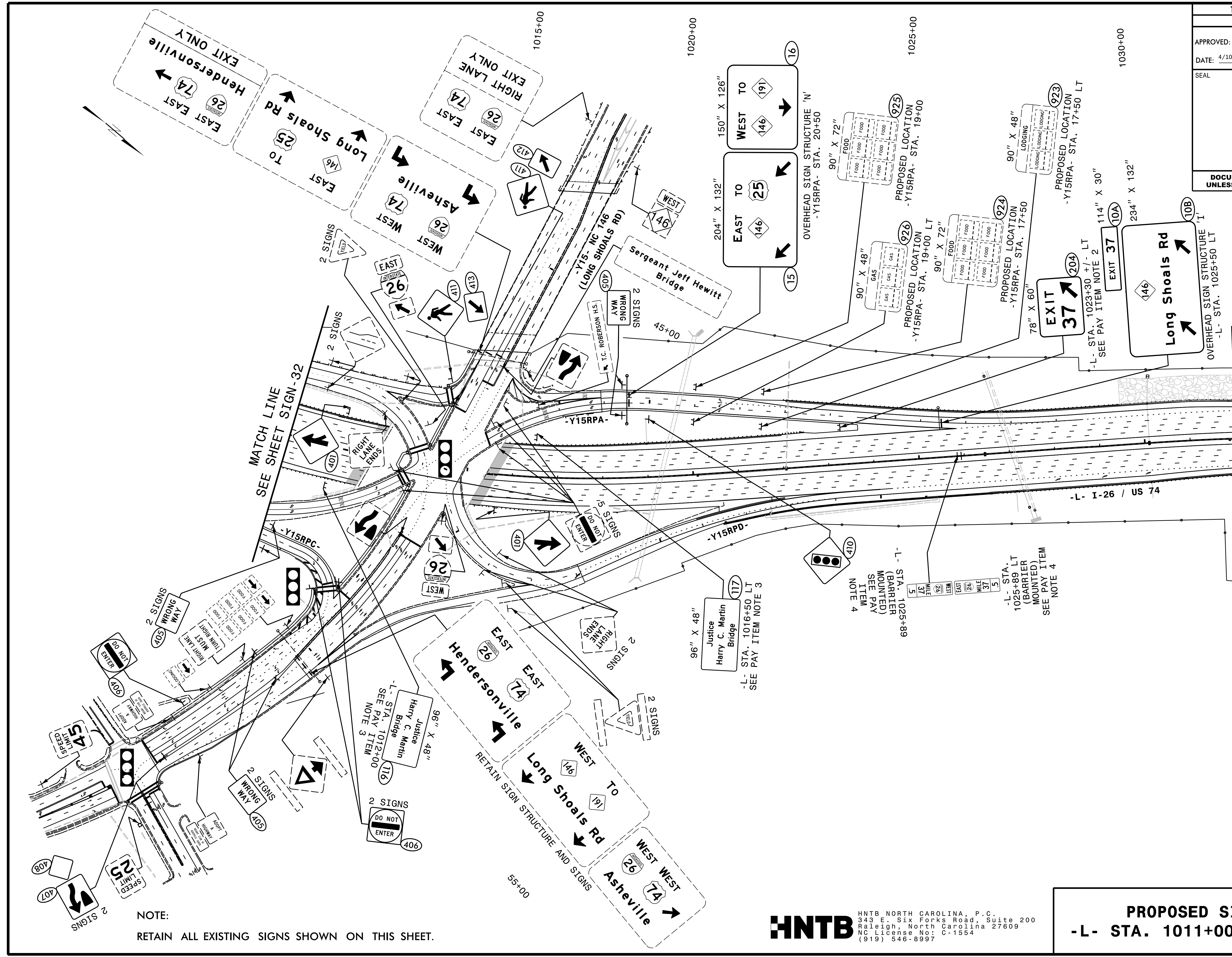
NOTE:  
RETAIN ALL EXISTING SIGNS SHOWN ON THIS SHEET.

**HNTB**  
 HNTB NORTH CAROLINA, P.C.  
 343 E. Six Forks Road, Suite 200  
 Raleigh, North Carolina 27609  
 NC License No: C-1554  
 (919) 546-8997

**PROPOSED SIGNS**  
**-EBL- STA. 988+00 TO 996+99**  
**-L- STA. 997+00 TO 1011+00**



TIP NO. I-4700	SHEET NO. SIGN-33
APPROVED: <i>Andrew D. Klinck</i> -E3078F9459E44B-	
DATE: 4/10/2019	
SEAL	
	
DOCUMENT NOT CONSIDERED FINAL UNLESS ALL SIGNATURES COMPLETED	



NOTE:  
RETAIN ALL EXISTING SIGNS SHOWN ON THIS SHEET.


**HNTB**  
HNTB NORTH CAROLINA, P.C.  
343 E. Six Forks Road, Suite 200  
Raleigh, North Carolina 27609  
NC License No: C-1554  
(919) 546-8997

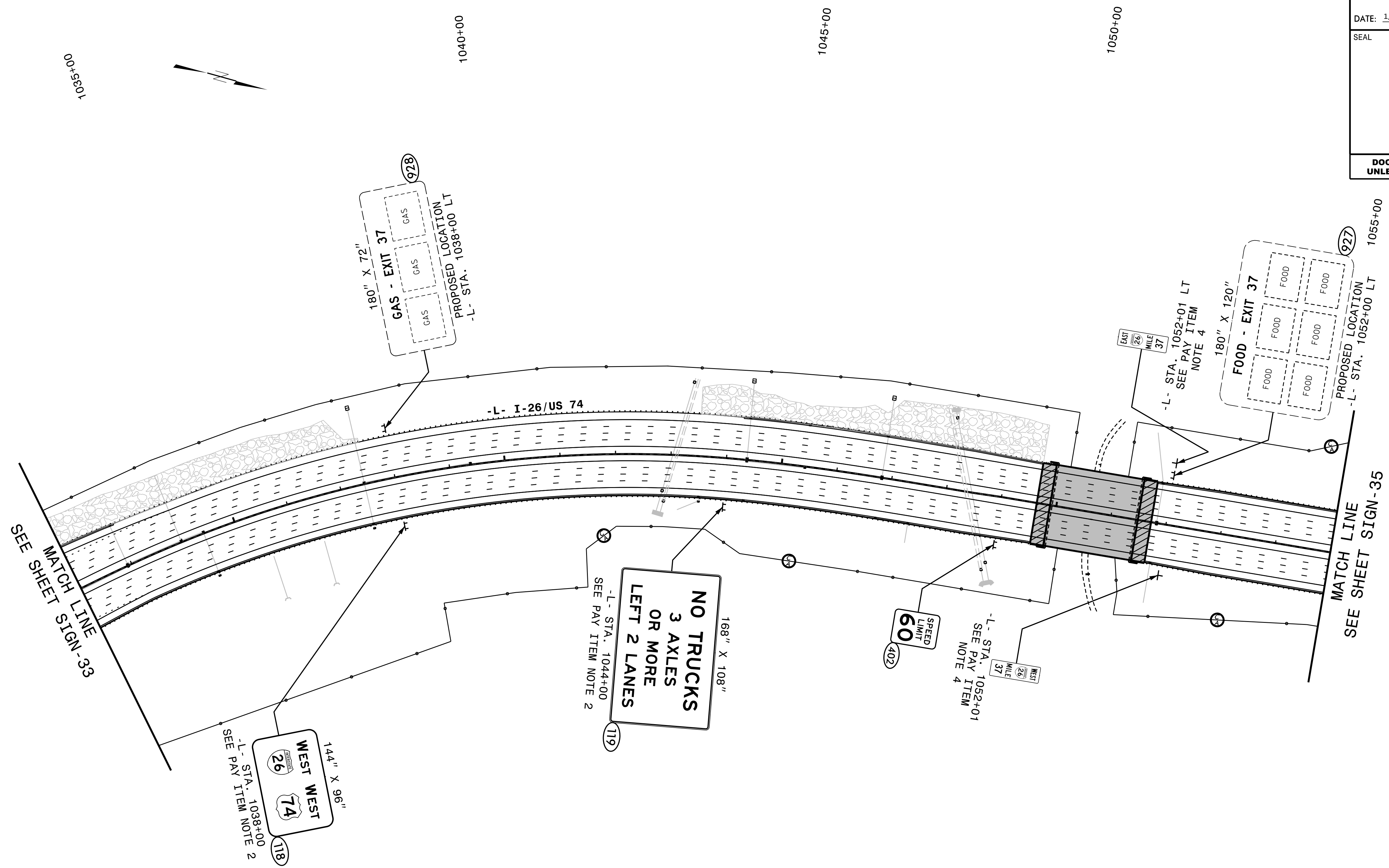
**PROPOSED SIGNING**  
**-L- STA. 1011+00 TO 1032+00**

MATCH LINE  
SEE SHEET SIGN-34

MATCH LINE  
SEE SHEET SIGN-32




TIP NO. I-4700	SHEET NO. SIGN-34
APPROVED: <i>Andrew D. Klinkosick</i> <small>E3079F84596E448</small>	
DATE: 1/28/2019	
SEAL	
	
DOCUMENT NOT CONSIDERED FINAL UNLESS ALL SIGNATURES COMPLETED	

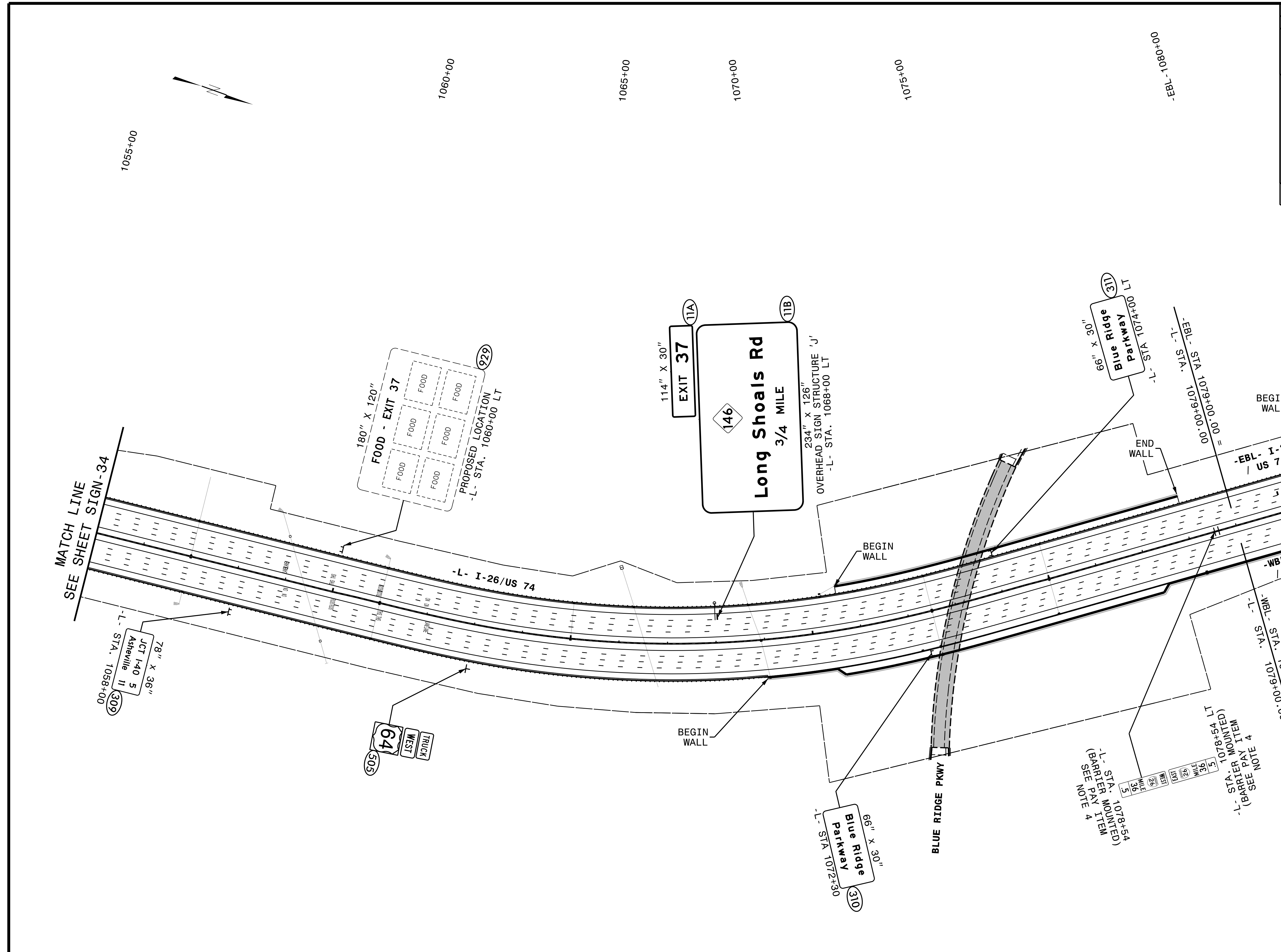


NOTE:  
RETAIN ALL EXISTING SIGNS SHOWN ON THIS SHEET.

**HNTB**  
HNTB NORTH CAROLINA, P.C.  
343 E. Six Forks Road, Suite 200  
Raleigh, North Carolina 27609  
NC License No: C-1554  
(919) 546-8997

**PROPOSED SIGNING**  
**-L- STA. 1032+00 TO 1055+00**

TIP NO. I-4700	SHEET NO. SIGN-35
APPROVED: <i>Andrew D. Klinkick</i> <small>DocuSigned by: E3079F84596E448</small>	
DATE: 1/28/2019	
SEAL 	
DOCUMENT NOT CONSIDERED FINAL UNLESS ALL SIGNATURES COMPLETED	




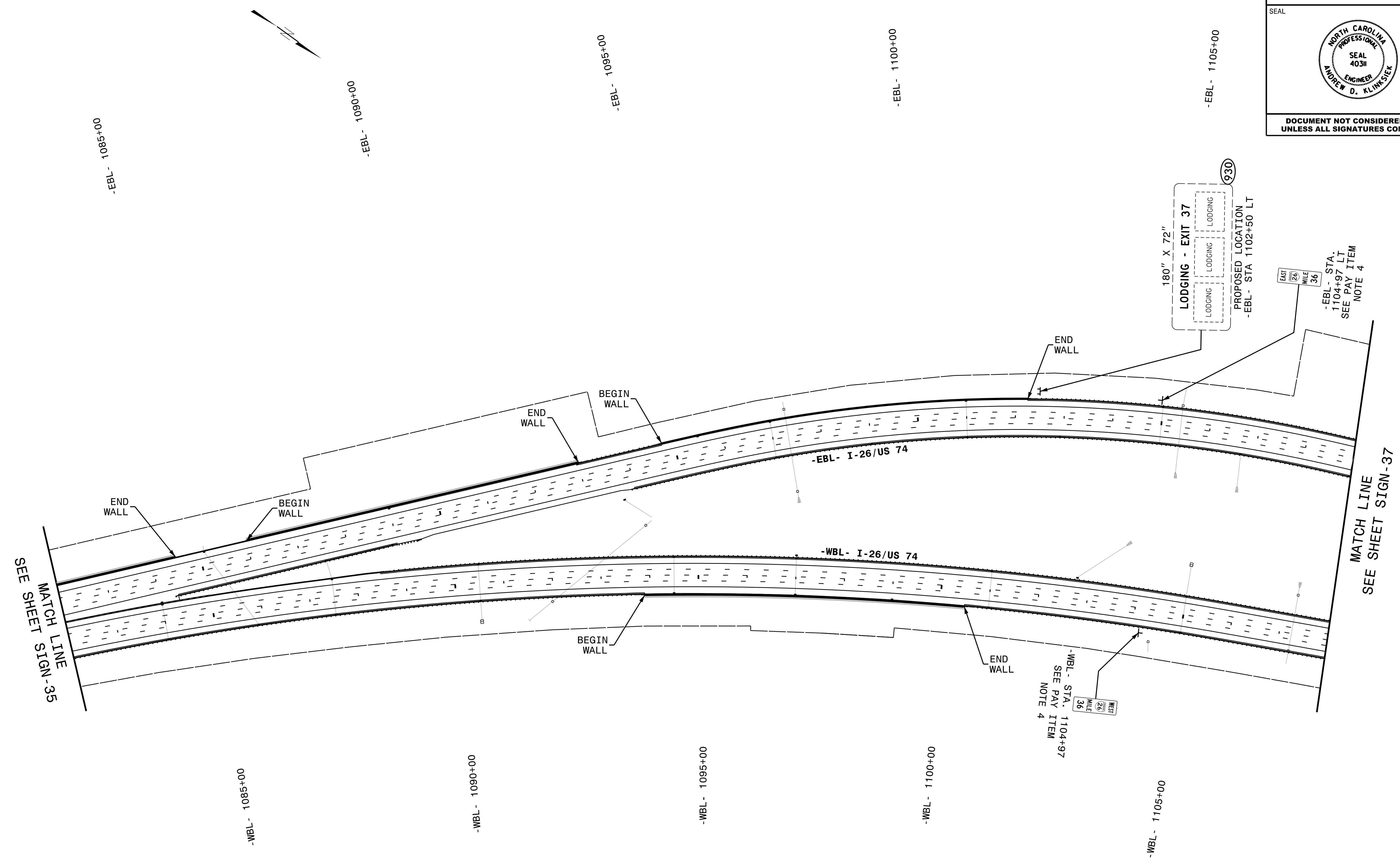
NOTE:  
RETAIN ALL EXISTING SIGNS SHOWN ON THIS SHEET.

**HNTB**  
HNTB NORTH CAROLINA, P.C.  
343 E. Six Forks Road, Suite 200  
Raleigh, North Carolina 27609  
NC License No: C-1554  
(919) 546-8997

**PROPOSED SIGNING**  
-L- STA. 1055+00 TO 1079+00  
-EBL- STA. 1079+00 TO 1082+00



TIP NO. I-4700	SHEET NO. SIGN-36
APPROVED: <i>Andrew D. Klinkerick</i> <small>DocuSigned by: E3D79F84596E448</small>	
DATE: 1/28/2019	
SEAL	
	
DOCUMENT NOT CONSIDERED FINAL UNLESS ALL SIGNATURES COMPLETED	



NOTE:  
RETAIN ALL EXISTING SIGNS SHOWN ON THIS SHEET.

**HNTB**  
HNTB NORTH CAROLINA, P.C.  
343 E. Six Forks Road, Suite 200  
Raleigh, North Carolina 27609  
NC License No: C-1554  
(919) 546-8997

**PROPOSED SIGNING**  
**-EBL- STA. 1082+00 TO 1109+00**