

**This electronic collection of documents is provided  
for the convenience of the user  
and is Not a Certified Document –**

**The documents contained herein were originally issued  
and sealed by the individuals whose names and license  
numbers appear on each page, on the dates appearing  
with their signature on that page.**

**This file or an individual page  
shall not be considered a certified document.**

T.I.P.: U-5818

CONTRACT NO.: CXXXXXX

STATE OF NORTH CAROLINA  
DEPARTMENT OF TRANSPORTATION

SIGNING PLAN  
McDOWELL COUNTY

LOCATION: SR 1001 (SUGAR HILL RD) FROM I-40 WB  
RAMPS TO 0.3 MILES WEST OF I-40 EB RAMPS

|  |                     |
|--|---------------------|
| TIP NO.<br>U-5818  | SHEET NO.<br>SIGN-1 |
| APPROVED: <i>Betsy L. Watson</i>                                 |                     |
| DATE: 3/19/2019  |                     |
| SEAL   |                     |
|  |                     |
| DOCUMENT NOT CONSIDERED FINAL<br>UNLESS ALL SIGNATURES COMPLETED |                     |

ROADWAY STANDARD DRAWINGS

THE FOLLOWING ROADWAY STANDARDS AS SHOWN IN "ROADWAY STANDARD DRAWINGS" - N.C. DEPARTMENT OF TRANSPORTATION - RALEIGH, N.C., DATED JANUARY 2018 ARE APPLICABLE TO THIS PROJECT AND BY REFERENCE HEREBY ARE CONSIDERED A PART OF THESE PLANS:

| STD. NO. | TITLE  |
|----------|--|
| 901.10   | TYPE 'A' SIGNS   |
| 901.20   | TYPE 'B' SIGNS   |
| 901.50   | ARROWS AND SHIELDS   |
| 901.70   | SIGN STRINGERS AND SUPPORT SPACING                           |
| 901.80   | SIGN MOUNTING DETAILS  |
| 903.10   | GROUND MOUNTED SIGN SUPPORTS                                 |
| 904.10   | ORIENTATION OF GROUND MOUNTED SIGNS                          |
| 904.20   | SECONDARY SIGN MOUNTING                                      |
| 904.30   | SUPPLEMENTAL SIGN MOUNTING                                   |
| 904.40   | MILEPOST AND PLACEMENT                                       |
| 904.50   | MOUNTING OF TYPE 'D', 'E' AND 'F' SIGNS ON 'U' CHANNEL POSTS |

GENERAL NOTES

- . SIGNS FURNISHED BY CONTRACTOR.
- . ALL TYPE 'D' SIGNS SHALL BE MOUNTED ON TWO U-CHANNEL POSTS UNLESS OTHERWISE INDICATED ON THE PLANS.
- . IF REMOVAL OR RELOCATION OF SIGNS ON PRIVATE STREET (NON-STATE MAINTAINED) IS REQUIRED DUE TO CONSTRUCTION, THE CONTRACTOR SHALL INFORM THE ENGINEER. THE WORK WILL BE COMPLETED BY OTHERS.
- . WHEN NOT STATIONED OR DIMENSIONED ON PLANS, ALL 'E' AND 'F' SIGNS SHALL BE FIELD LOCATED BY THE ENGINEER.
- . ALL EXISTING SIGNS ON "U" CHANNEL POST WITHIN THE PROJECT LIMITS SHALL BE REMOVED AND DISPOSED OF UNLESS OTHERWISE NOTED ON PLANS.
- . WHEN EXISTING SIGNS ARE REMOVED AND INSTALLED ON NEW SUPPORTS, THE RE-ERECTION SHALL IMMEDIATELY FOLLOW THE REMOVAL.
- . THE BACKGROUND FOR TYPE E & F SIGNS SHALL BE TYPE C REFLECTIVE SHEETING.
- . DO NOT BEGIN FABRICATION FOR TYPES A & B SIGNS MOUNTED ON OVERHEAD STRUCTURES OR STEEL SUPPORTS UNTIL 'S' DIMENSIONS HAVE BEEN FIELD VERIFIED.
- . SEE ROADWAY PLANS FOR GUARD/GUIDE RAIL DETAILS.

SUMMARY OF QUANTITIES

| ITEM NO.   |           | ITEM DESCRIPTION  | QUANTITY | UNIT |
|------------|-----------|---|----------|------|
| DESC. NO.  | SECT. NO. |   |          |      |
| 4025000000 | 901       | CONTRACTOR FURNISHED, TYPE A SIGN (GROUND MOUNTED)..... | 853.25   | SF   |
| 4025000000 | 901       | CONTRACTOR FURNISHED, TYPE B SIGN (GROUND MOUNTED)..... | 164.00   | SF   |
| 4025000000 | 901       | CONTRACTOR FURNISHED, TYPE D SIGN.....                  | 35.50    | SF   |
| 4025000000 | 901       | CONTRACTOR FURNISHED, TYPE E SIGN.....                  | 471.65   | SF   |
| 4025000000 | 901       | CONTRACTOR FURNISHED, TYPE F SIGN.....                  | 89.31    | SF   |
| 4025000000 | 901       | CONTRACTOR FURNISHED, TYPE MILEMARKER SIGN.....         | 6.00     | SF   |
| 4048000000 | 902       | REINFORCED CONCRETE SIGN FOUNDATIONS.....               | 6        | CY   |
| 4054000000 | 902       | PLAIN CONCRETE SIGN FOUNDATIONS.....                    | 2        | CY   |
| 4060000000 | 903       | SUPPORTS, BREAKAWAY STEEL BEAM.....                     | 3,858    | LB   |
| 4066000000 | 903       | SUPPORTS, SIMPLE STEEL BEAM.....                        | 3,364    | LB   |
| 4072000000 | 903       | SUPPORTS, 3-LB STEEL U-CHANNEL.....                     | 1,550    | LF   |
| 4096000000 | 904       | SIGN ERECTION, TYPE D.....                              | 4        | EA   |
| 4102000000 | 904       | SIGN ERECTION, TYPE E.....                              | 51       | EA   |
| 4108000000 | 904       | SIGN ERECTION, TYPE F.....                              | 8        | EA   |
| 4110000000 | 904       | SIGN ERECTION, TYPE A (GROUND MOUNTED).....             | 9        | EA   |
| 4110000000 | 904       | SIGN ERECTION, TYPE B (GROUND MOUNTED).....             | 2        | EA   |
| 4114000000 | 904       | SIGN ERECTION, MILEMARKERS.....                         | 2        | EA   |
| 4116100000 | 904       | SIGN ERECTION, RELOCATE TYPE A (GROUND MOUNTED).....    | 3        | EA   |
| 4116100000 | 904       | SIGN ERECTION, RELOCATE TYPE B (GROUND MOUNTED).....    | 1        | EA   |
| 4116100000 | 904       | SIGN ERECTION, RELOCATE TYPE D.....                     | 3        | EA   |
| 4116100000 | 904       | SIGN ERECTION, RELOCATE TYPE E.....                     | 1        | EA   |
| 4138000000 | 907       | DISPOSAL OF SUPPORT, STEEL BEAM.....                    | 8        | EA   |
| 4152000000 | 907       | DISPOSAL OF SIGN SYSTEM, STEEL BEAM.....                | 5        | EA   |
| 4155000000 | 907       | DISPOSAL OF SIGN SYSTEM, U-CHANNEL.....                 | 60       | EA   |
| 4192000000 | 907       | DISPOSAL OF SUPPORT, U-CHANNEL.....                     | 5        | EA   |
| 4238000000 | 907       | DISPOSAL OF SIGN, D,E, OR F.....                        | 2        | EA   |

INDEX

| SHEET NO. | DESCRIPTION                  |
|-----------|------------------------------|
| SIGN-1    | TITLE SHEET                  |
| SIGN-2    | SUPPORT CHART                |
| SIGN-3-3D | SIGN DESIGNS                 |
| SIGN-4    | TYPE 'E' SIGNS               |
| SIGN-4A   | TYPE 'F' SIGNS & MILEMARKERS |
| SIGN-5-8  | SIGNING PLAN SHEETS          |

PLAN PREPARED BY:

**BETSY L. WATSON, P.E.** SENIOR TRANSPORTATION ENGINEER  
**ROSI R. HENNEIN** TRANSPORTATION DESIGNER



Stantec Consulting Services Inc.  
801 Jones Franklin Road  
Suite 300  
Raleigh, NC 27606  
Tel. (919) 851-6866  
Fax. (919) 851-7024  
www.stantec.com  
License No. F-0672

\$\$\$\$\$SYTIME\$\$\$\$\$  
\$\$\$\$\$DGN\$\$\$\$\$  
\$\$\$\$\$USERNAME\$\$\$\$\$







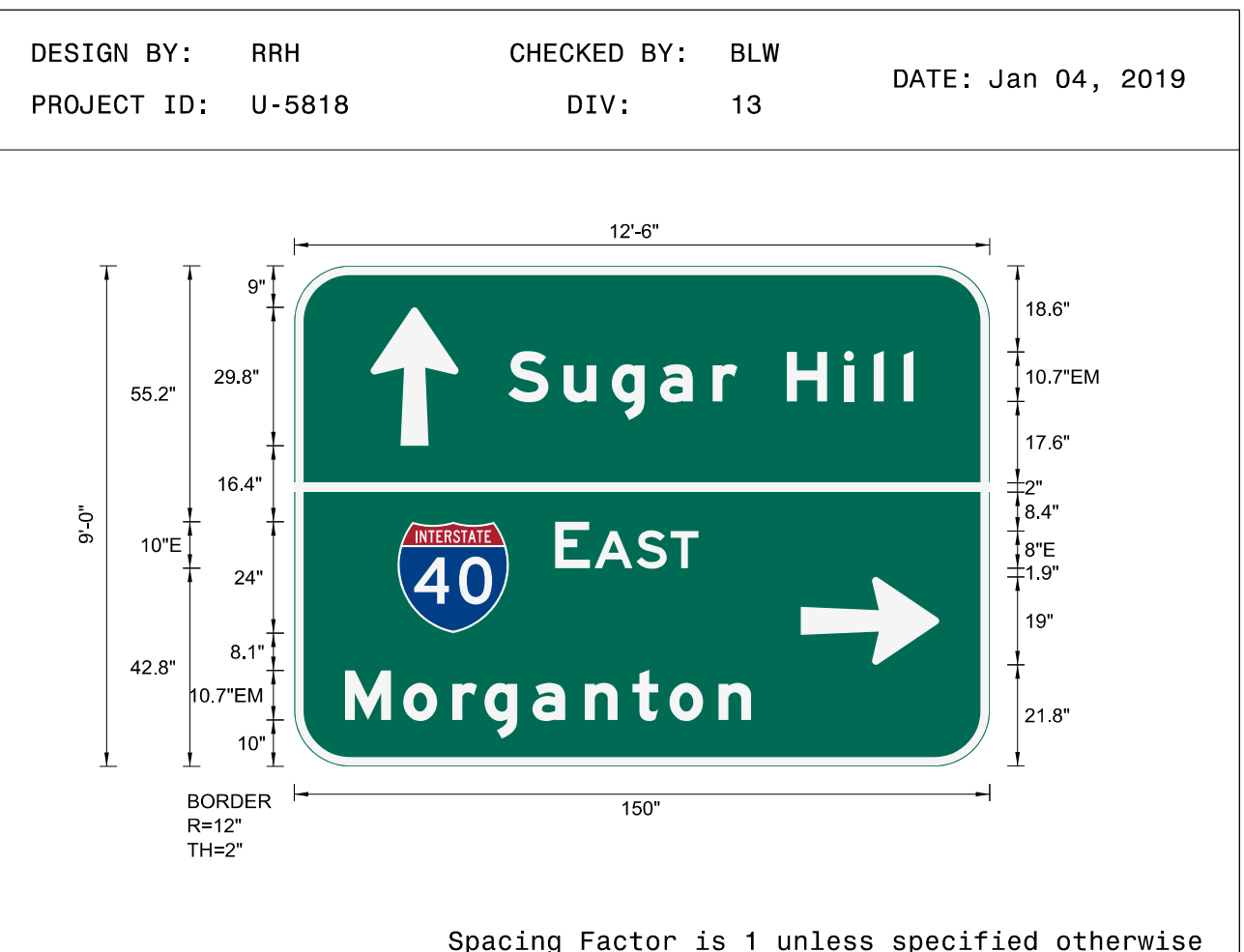


SIGN NUMBER: 103  
 TYPE: A  
 QUANTITY: 1  
 SIGN WIDTH: 150"  
 HEIGHT: 108"  
 TOTAL AREA: 112.5 Sq.Ft.  
 BORDER TYPE: FLUSH  
 RADII: 12"  
 WIDTH: 2"  
 RECESS: 0"  
 NO. Z BARS: 3  
 LENGTH: 142.0

BACKG COLOR: Green  
 COPY COLOR: White

| SYMBOL    | X     | Y    | WID | HT   |
|-----------|-------|------|-----|------|
| AR_Type A | 16.5  | 69.2 | 19  | 29.8 |
| M1_1      | 22.3  | 28.8 | 24  | 24   |
| AR_Type A | 109.2 | 21.9 | 19  | 29.8 |

MAT'L: 0.125" (3.2MM) ALUMINUM



USE NOTES

- Legend and border (except those that are colored black) shall be direct applied Grade C sheeting.
- Background shall be Grade C reflective sheeting.
- Shields; A, B, and C type arrows shall be on 0.032" (0.8mm) aluminum and demountable.

LETTER POSITIONS

Letter spacings are to start of next letter

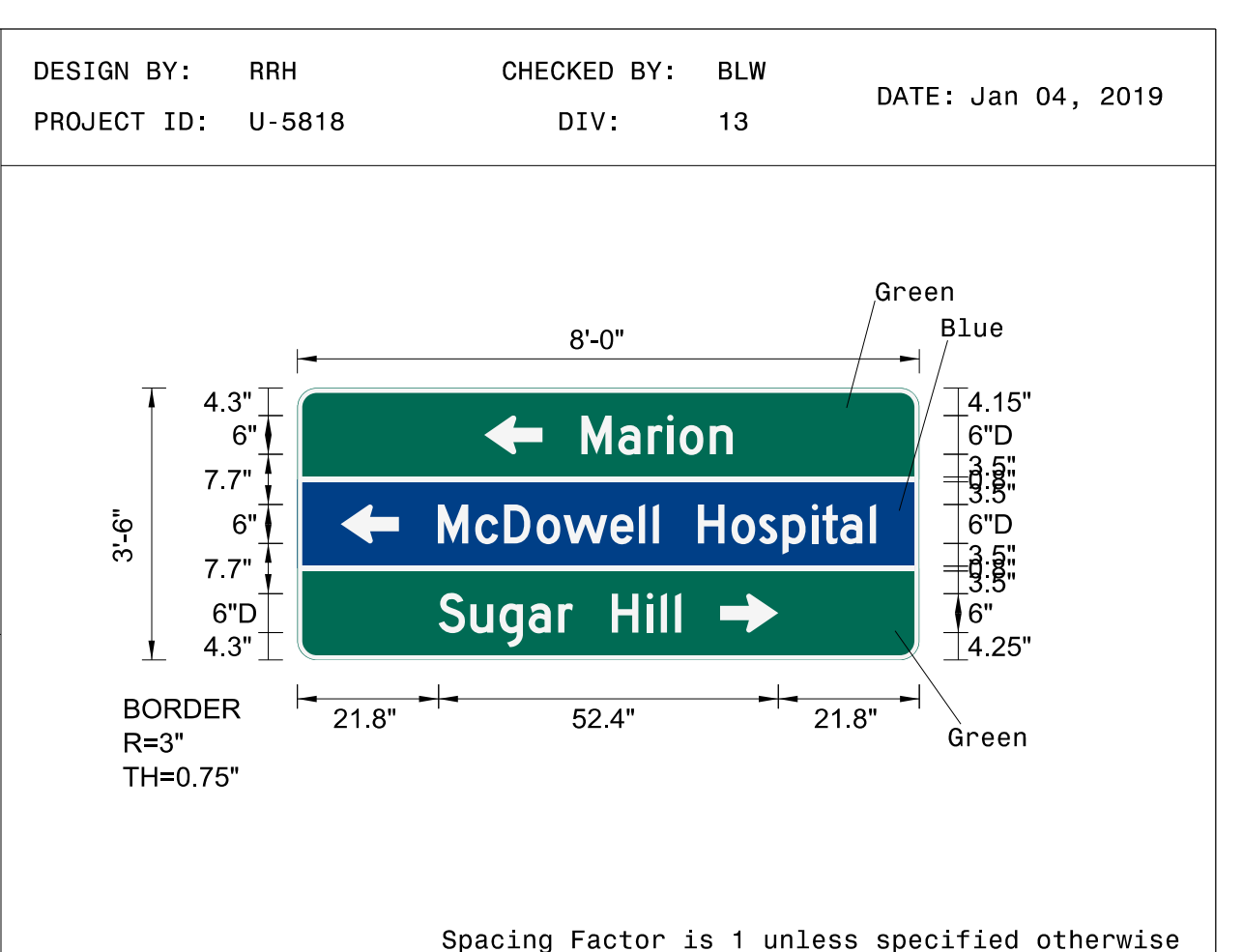
| Letter            | Series/Size | Text Length |
|-------------------|-------------|-------------|
| S u g a r H i l l | EM 2000     | 87.4        |
| E A S T           | E 2000      | 30.9        |
| M o r g a n t o n | EM 2000     | 87.6        |

SIGN NUMBER: 104  
 TYPE: B  
 QUANTITY: 1  
 SIGN WIDTH: 96"  
 HEIGHT: 42"  
 TOTAL AREA: 28.0 Sq.Ft.  
 BORDER TYPE: FLUSH  
 RADII: 3"  
 WIDTH: 0.75"  
 RECESS: 0"  
 NO. Z BARS: 3  
 LENGTH: 96

BACKG COLOR: Green/Blue/Green  
 COPY COLOR: White

| SYMBOL    | X    | Y    | WID | HT |
|-----------|------|------|-----|----|
| AR_Type D | 28.8 | 31.7 | 6   | 9  |
| AR_Type D | 6.7  | 18   | 6   | 9  |
| AR_Type D | 65.2 | 4.2  | 6   | 9  |

MAT'L: 0.125" (3.2MM) ALUMINUM



USE NOTES

- Legend and border (except those that are colored black) shall be direct applied Grade C sheeting.
- Background shall be Grade C reflective sheeting.

LETTER POSITIONS

Letter spacings are to start of next letter

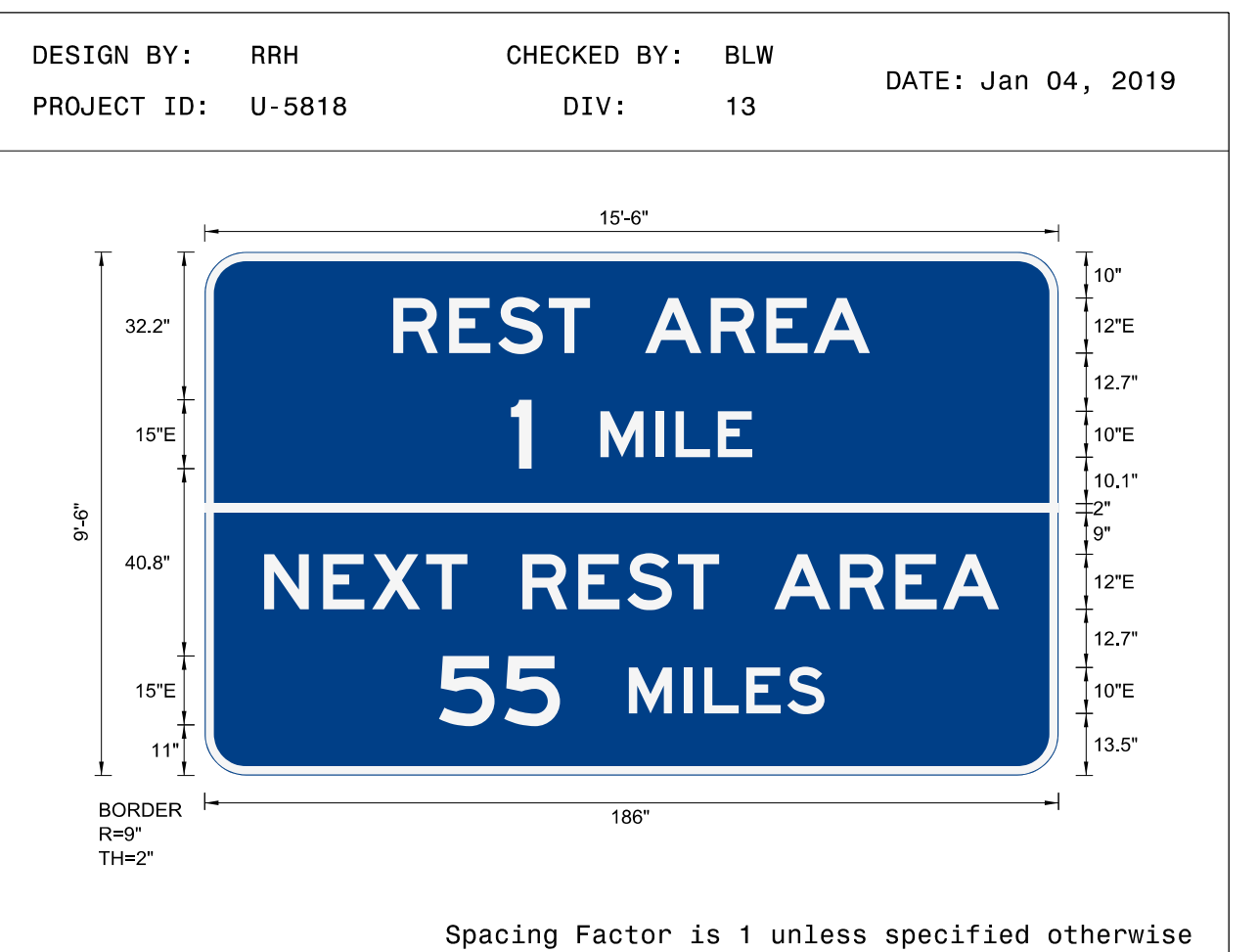
| Letter                          | Series/Size | Text Length |
|---------------------------------|-------------|-------------|
| M a r i o n                     | D 2000      | 23.3        |
| M c D o w e l l H o s p i t a l | D 2000      | 67.6        |
| S u g a r H i l l               | D 2000      | 37.4        |

SIGN NUMBER: 105  
 TYPE: A  
 QUANTITY: 1  
 SIGN WIDTH: 186"  
 HEIGHT: 114"  
 TOTAL AREA: 147.3 Sq.Ft.  
 BORDER TYPE: FLUSH  
 RADII: 9"  
 WIDTH: 2"  
 RECESS: 0"  
 NO. Z BARS: 3  
 LENGTH: 178.0

BACKG COLOR: Blue  
 COPY COLOR: White

| SYMBOL    | X     | Y    | WID | HT   |
|-----------|-------|------|-----|------|
| AR_Type A | 16.5  | 69.2 | 19  | 29.8 |
| M1_1      | 22.3  | 28.8 | 24  | 24   |
| AR_Type A | 109.2 | 21.9 | 19  | 29.8 |

MAT'L: 0.125" (3.2MM) ALUMINUM



USE NOTES

- Legend and border (except those that are colored black) shall be direct applied Grade C sheeting.
- Background shall be Grade C reflective sheeting.

LETTER POSITIONS

Letter spacings are to start of next letter

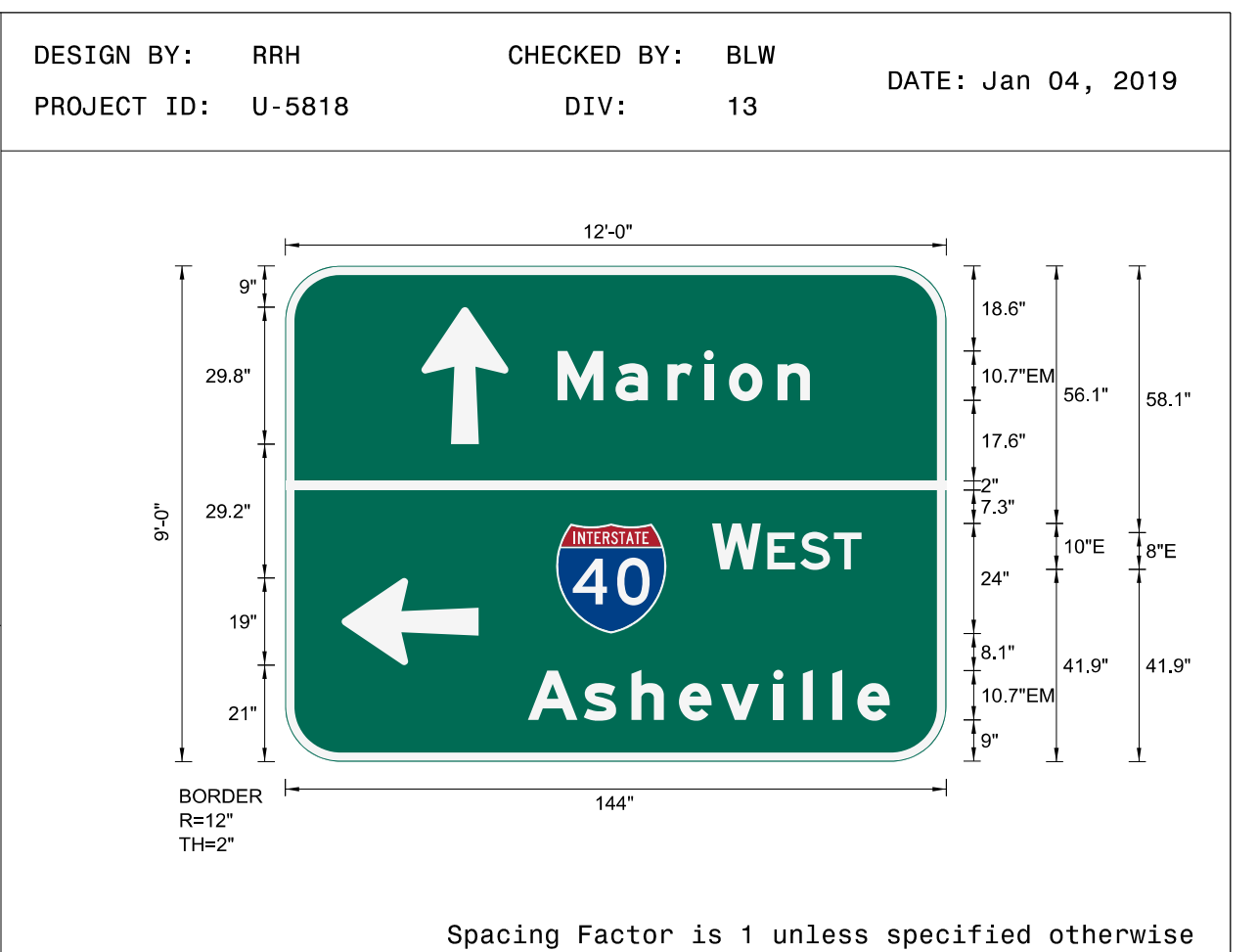
| Letter                  | Series/Size | Text Length |
|-------------------------|-------------|-------------|
| R E S T A R E A         | E 2000      | 103.8       |
| 1 M I L E               | E 2000      | 52.6        |
| N E X T R E S T A R E A | E 2000      | 160.1       |
| 5 5 M I L E S           | E 2000      | 84          |

SIGN NUMBER: 106  
 TYPE: A  
 QUANTITY: 1  
 SIGN WIDTH: 144"  
 HEIGHT: 108"  
 TOTAL AREA: 108.0 Sq.Ft.  
 BORDER TYPE: FLUSH  
 RADII: 12"  
 WIDTH: 2"  
 RECESS: 0"  
 NO. Z BARS: 3  
 LENGTH: 136.0

BACKG COLOR: Green  
 COPY COLOR: White

| SYMBOL    | X    | Y    | WID | HT   |
|-----------|------|------|-----|------|
| AR_Type A | 29.7 | 69.2 | 19  | 29.8 |
| M1_1      | 59   | 27.9 | 24  | 24   |
| AR_Type A | 12.3 | 21   | 19  | 29.8 |

MAT'L: 0.125" (3.2MM) ALUMINUM



USE NOTES

- Legend and border (except those that are colored black) shall be direct applied Grade C sheeting.
- Background shall be Grade C reflective sheeting.
- Shields; A, B, and C type arrows shall be on 0.032" (0.8mm) aluminum and demountable.

LETTER POSITIONS

Letter spacings are to start of next letter

| Letter            | Series/Size | Text Length |
|-------------------|-------------|-------------|
| M a r i o n       | EM 2000     | 55          |
| W E S T           | E 2000      | 32.5        |
| A s h e v i l l e | EM 2000     | 78.9        |

TIP NO. U-5818 SHEET NO. SIGN-3A

APPROVED: *Betsy L. Watson*

DATE: 2/8/2019

SEAL

DOCUMENT NOT CONSIDERED FINAL  
 UNLESS ALL SIGNATURES COMPLETED

\$\$\$\$\$SYTIME\$\$\$\$\$  
 \$\$\$DDON\$\$\$\$\$  
 \$\$\$USERNAME\$\$\$\$\$

TYPE 'A' & 'B' GROUND MOUNTED SIGNS











APPROVED: *Betsy L. Watson*


DATE: 2/8/2019



DOCUMENT NOT CONSIDERED FINAL UNLESS ALL SIGNATURES COMPLETED




401 QUANTITY REQ'D 2



48 X 60  
R2-1

TWO "U" POSTS PER SIGN


406 QUANTITY REQ'D 1



36 X 36  
R3-1

ONE "U" POST PER SIGN


411 QUANTITY REQ'D 1



54 X 18  
R6-1R

MOUNT BEHIND SIGN 412 IN 1 INSTALLATION


416 QUANTITY REQ'D 2



36 X 36  
W11-2

FLUORESCENT YELLOW/GREEN  
ONE "U" POST PER SIGN


421 QUANTITY REQ'D 1



48 X 48  
W1-2R

TWO "U" POSTS PER SIGN


426 QUANTITY REQ'D 2



48 X 48  
W4-1

TWO "U" POSTS PER SIGN


402 QUANTITY REQ'D 4



24 X 30  
R2-1

ONE "U" POST PER SIGN

407 QUANTITY REQ'D 4



36 X 36  
R5-1

ONE "U" POST PER SIGN


412 QUANTITY REQ'D 1



54 X 18  
R6-1L

TWO "U" POSTS PER SIGN


417 QUANTITY REQ'D 1



24 X 12  
W16-7PL

FLUORESCENT YELLOW/GREEN  
MOUNT BELOW SIGN 416 IN 1 INSTALLATION


422 QUANTITY REQ'D 1



24 X 24  
W13-1P

MOUNT BELOW SIGN 421 IN 1 INSTALLATION


427 QUANTITY REQ'D 2



36 X 36  
R3-7R

ONE "U" POST PER SIGN


403 QUANTITY REQ'D 1



24 X 30  
R2-1

ONE "U" POST PER SIGN


408 QUANTITY REQ'D 1



48 X 24  
W1-7

TWO "U" POSTS PER SIGN

413 QUANTITY REQ'D 4



42 X 30  
R5-1a

TWO "U" POSTS PER SIGN


418 QUANTITY REQ'D 1



24 X 12  
W16-7PR

FLUORESCENT YELLOW/GREEN  
MOUNT BELOW SIGN 416 IN 1 INSTALLATION

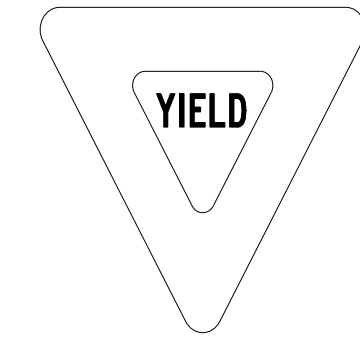
423 QUANTITY REQ'D 1



36 X 36  
W14-2

ONE "U" POST PER SIGN


428 QUANTITY REQ'D 1



36 X 36 X 36  
R1-2

ONE "U" POST PER SIGN


404 QUANTITY REQ'D 2



48 X 48  
W9-1R

TWO "U" POSTS PER SIGN


409 QUANTITY REQ'D 2



48 X 48  
W4-2R

TWO "U" POSTS PER SIGN

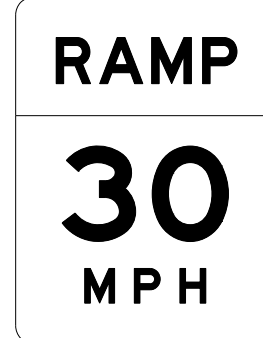
414 QUANTITY REQ'D 1



24 X 30  
R4-7

ONE "U" POST PER SIGN


419 QUANTITY REQ'D 1



36 X 48  
W13-3

TWO "U" POSTS PER SIGN

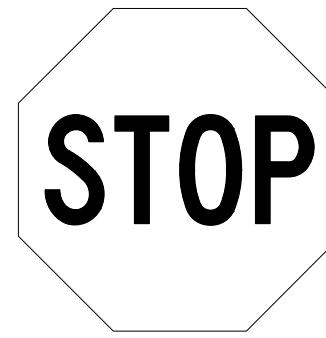
424 QUANTITY REQ'D 1



36 X 48  
W13-2

TWO "U" POSTS PER SIGN


405 QUANTITY REQ'D 2



36 X 36  
R1-1

ONE "U" POST PER SIGN

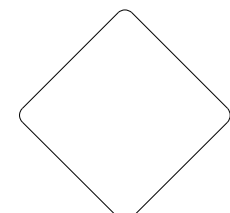
410 QUANTITY REQ'D 1



36 X 36  
W12-1

ONE "U" POST PER SIGN


415 QUANTITY REQ'D 1



18 X 18  
OM1-3

MOUNT BELOW SIGN 414 IN 1 INSTALLATION


420 QUANTITY REQ'D 8



30 X 36  
W1-8R

INSTALL ON TWO "U" POSTS PER SIGN SPACED APPROXIMATELY 24 INCHES APART ON SUPPORT CENTERS  
INSTALL 28 INCH HORIZONTAL CROSS BRACING LEAVING A 1 INCH MARGIN FROM LEFT AND RIGHT EDGES OF SIGN  
INSTALLATION HEIGHT: BOTTOM OF SIGN SHALL BE 4 FEET ABOVE THE EDGE OF TRAVEL LANE ELEVATION (RIGHT EDGE LINE OF RAMP)  
ALL OTHER PORTIONS OF ROADWAY STANDARD DRAWING 904.50 APPLY

425 QUANTITY REQ'D 1



48 X 54  
SP03273


TWO "U" POSTS PER SIGN

TYPE 'E' SIGNS

\$\$\$\$\$SYTIME\$\$\$\$\$  
\$\$\$\$\$CDN\$\$\$\$\$  
\$\$\$\$\$USERNAME\$\$\$\$\$

APPROVED: *Betsy L. Watson*


DATE: 2/8/2019




DOCUMENT NOT CONSIDERED FINAL UNLESS ALL SIGNATURES COMPLETED



501 507




1 - 21 X 15




1 - 24 X 24

ONE "U" POST PER SIGN

506



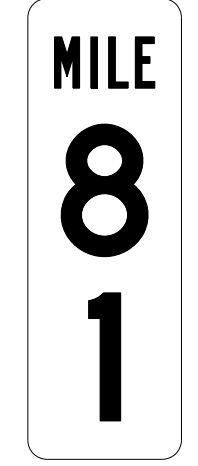
1 - 36 X 18



1 - 36 X 36

ONE "U" POST PER SIGN


QUANTITY REQ'D 2




12 X 36

ONE "U" POST PER SIGN


502




2 - 24 X 12




2 - 24 X 24




2 - 24 X 24



2 - 24 X 24




2 - 21 X 15




2 - 21 X 15

TWO "U" POSTS PER SIGN


508




2 - 24 X 12




2 - 24 X 24




2 - 24 X 24



2 - 24 X 24




1 - 21 X 15




1 - 24 X 18

TWO "U" POSTS PER SIGN

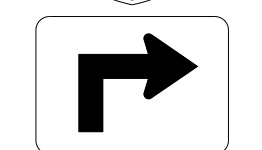
503



1 - 24 X 12




1 - 24 X 24




1 - 21 X 15

ONE "U" POST PER SIGN

504




1 - 36 X 18




1 - 36 X 36

ONE "U" POST PER SIGN


505



1 - 24 X 12



1 - 24 X 24




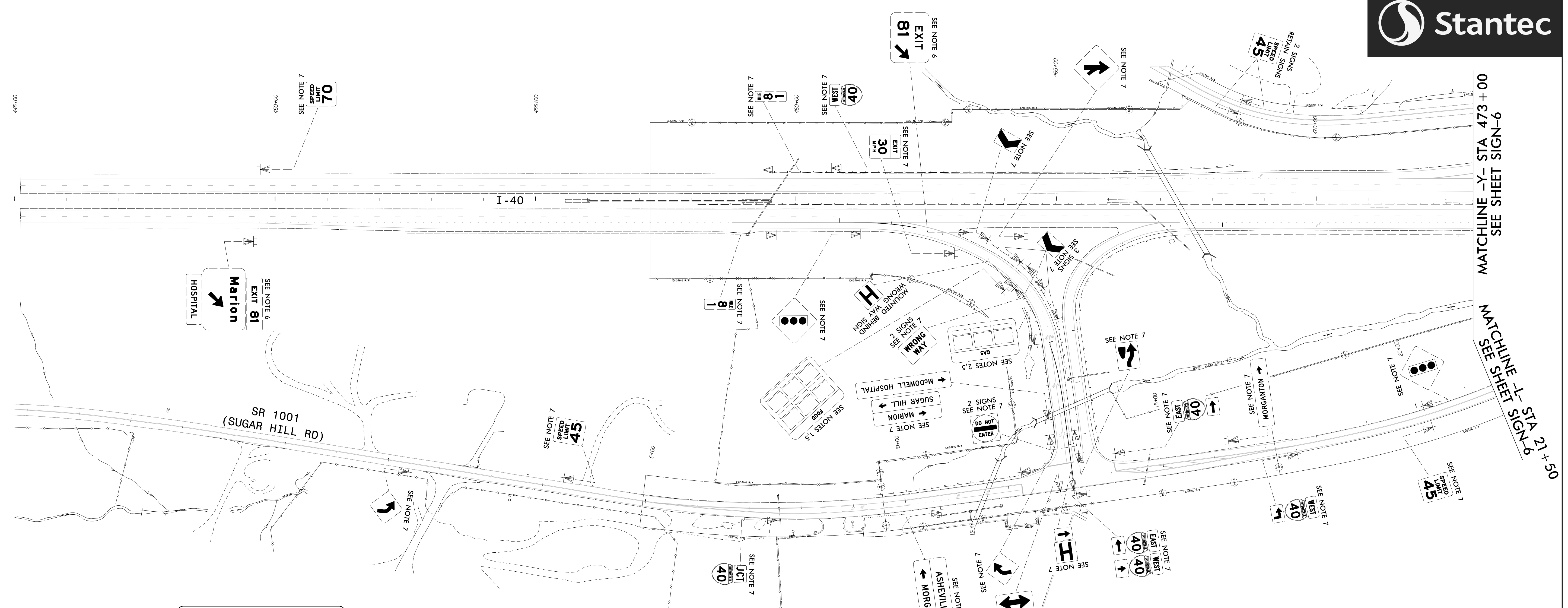
1 - 21 X 15

ONE "U" POST PER SIGN

SYSTEM TIME: 2/8/2019 10:00:00 AM  
USER: BOWEN, BRYAN  
USER: BOWEN, BRYAN

TYPE 'F' SIGNS & MILEMARKERS

|   |                     |
|---|---------------------|
| TIP NO.<br>U-5818   | SHEET NO.<br>SIGN-5 |
| APPROVED: <i>Betsy L. Watson</i><br><small>REGISTERED PROFESSIONAL ENGINEER</small> |                     |
| DATE: 2/8/2019  |                     |
| SEAL  |                     |
|  |                     |
| DOCUMENT NOT CONSIDERED FINAL<br>UNLESS ALL SIGNATURES COMPLETED                    |                     |





**PROJECT NOTES**

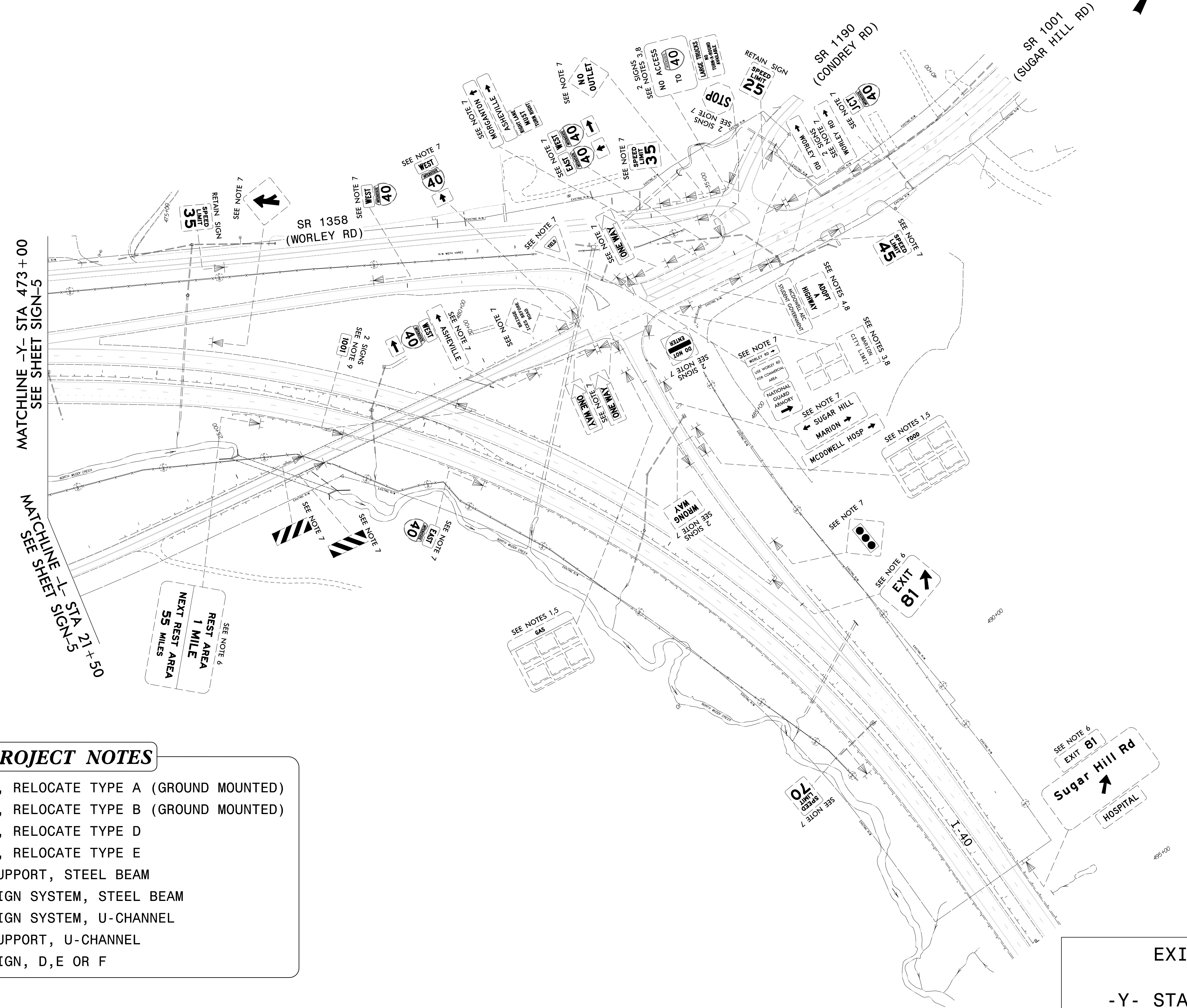
- 1 SIGN ERECTION, RELOCATE TYPE A (GROUND MOUNTED)
- 2 SIGN ERECTION, RELOCATE TYPE B (GROUND MOUNTED)
- 3 SIGN ERECTION, RELOCATE TYPE D
- 4 SIGN ERECTION, RELOCATE TYPE E
- 5 DISPOSAL OF SUPPORT, STEEL BEAM
- 6 DISPOSAL OF SIGN SYSTEM, STEEL BEAM
- 7 DISPOSAL OF SIGN SYSTEM, U-CHANNEL
- 8 DISPOSAL OF SUPPORT, U-CHANNEL
- 9 DISPOSAL OF SIGN, D,E OR F

EXISTING SIGNING  
I-40  
-Y- STA 445+00 TO 473+00

\$\$\$\$\$SYTIME\$\$\$\$\$  
\$\$\$\$\$DDGN\$\$\$\$\$  
\$\$\$\$\$USERNAME\$\$\$\$\$



|   |                     |
|---|---------------------|
| TIP NO.<br>U-5818   | SHEET NO.<br>SIGN-6 |
| APPROVED: <i>Betsy L. Watson</i><br><small>REGISTERED PROFESSIONAL ENGINEER</small> |                     |
| DATE: 2/8/2019  |                     |
| SEAL  |                     |
|  |                     |
| <b>DOCUMENT NOT CONSIDERED FINAL<br/>UNLESS ALL SIGNATURES COMPLETED</b>            |                     |
|  |                     |



- PROJECT NOTES**
- 1 SIGN ERECTION, RELOCATE TYPE A (GROUND MOUNTED)
  - 2 SIGN ERECTION, RELOCATE TYPE B (GROUND MOUNTED)
  - 3 SIGN ERECTION, RELOCATE TYPE D
  - 4 SIGN ERECTION, RELOCATE TYPE E
  - 5 DISPOSAL OF SUPPORT, STEEL BEAM
  - 6 DISPOSAL OF SIGN SYSTEM, STEEL BEAM
  - 7 DISPOSAL OF SIGN SYSTEM, U-CHANNEL
  - 8 DISPOSAL OF SUPPORT, U-CHANNEL
  - 9 DISPOSAL OF SIGN, D,E OR F

**EXISTING SIGNING**  
**I-40**  
**-Y- STA 473+00 TO 495+00**


\$\$\$\$\$SYTIME\$\$\$\$\$  
 \$\$\$DDGN\$\$\$\$\$  
 \$\$\$USERNAME\$\$\$\$\$



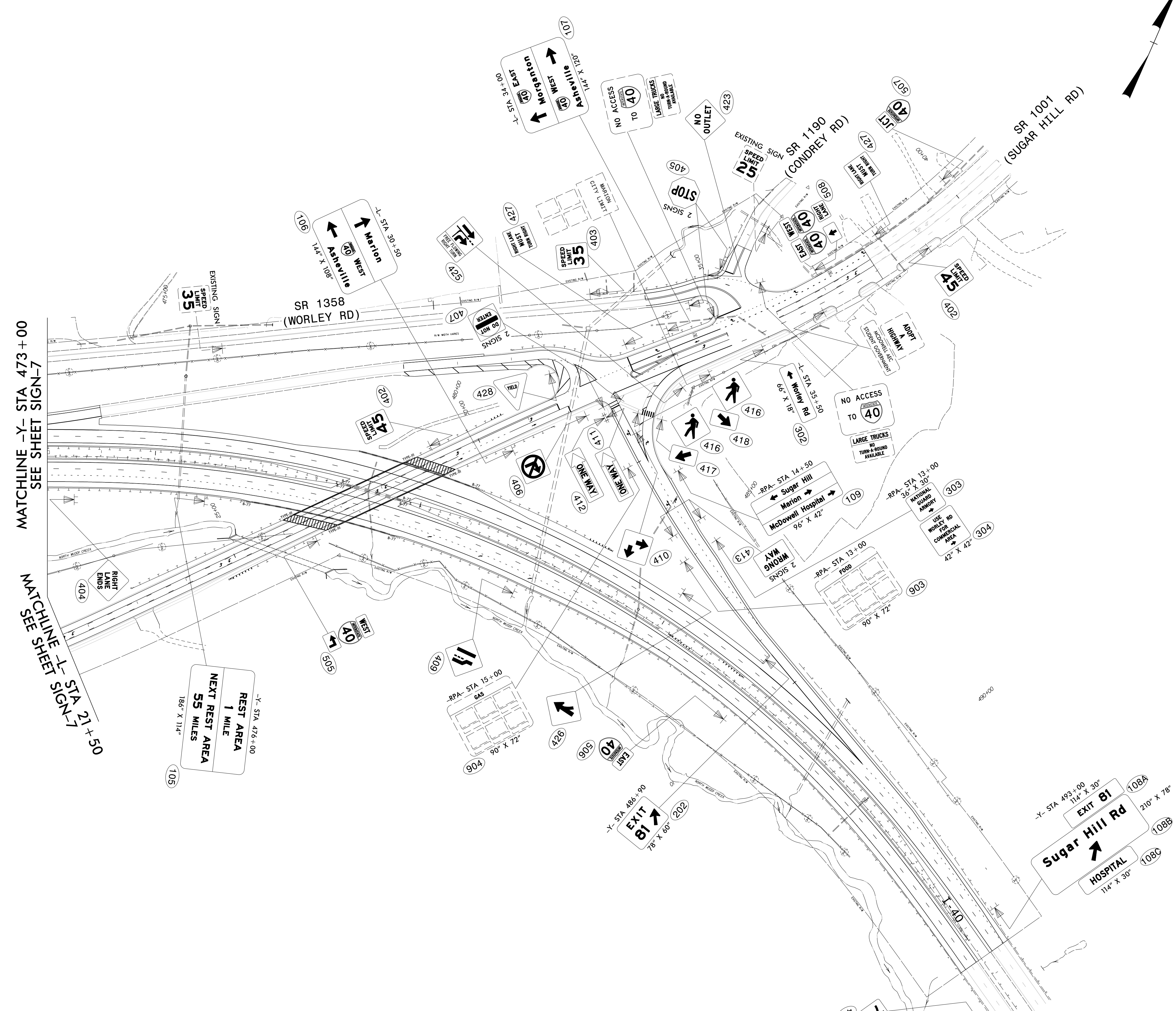




|  |                     |
|--|---------------------|
| TIP NO.<br>U-5818                                  | SHEET NO.<br>SIGN-8 |
| APPROVED: <i>Betsy L. Watson</i><br>35E97B34F8743F |                     |
| DATE: 2/8/2019                                     |                     |
| SEAL   |                     |



DOCUMENT NOT CONSIDERED FINAL  
UNLESS ALL SIGNATURES COMPLETED



MATCHLINE -Y- STA 473+00  
SEE SHEET SIGN-7

MATCHLINE -L- STA 21+50  
SEE SHEET SIGN-7

-X- STA 476+00  
REST AREA  
1 MILE  
NEXT REST AREA  
5.5 MILES  
186' X 114'

-Y- STA 493+00  
EXIT 81  
SUGAR HILL RD  
HOSPITAL  
114' X 30'

PROPOSED SIGNING  
I-40  
-Y- STA 473+00 TO 495+00

\$\$\$\$\$SYTIME\$\$\$\$\$  
\$\$\$\$\$DDGN\$\$\$\$\$  
\$\$\$\$\$USERNAME\$\$\$\$\$