

**This electronic collection of documents is provided  
for the convenience of the user  
and is Not a Certified Document –**

**The documents contained herein were originally issued  
and sealed by the individuals whose names and license  
numbers appear on each page, on the dates appearing  
with their signature on that page.**

**This file or an individual page  
shall not be considered a certified document.**

**STATE OF NORTH CAROLINA  
DEPARTMENT OF TRANSPORTATION**

**SIGNING PLAN  
JOHNSTON COUNTY**

**LOCATION: NC 42 FROM SR 1902 (GLEN LAUREL RD) TO SR 1003 (BUFFALO RD)**

**T.I.P.: R-3825B**

**CONTRACT: C204108**

**ROADWAY STANDARD DRAWING**

THE FOLLOWING ROADWAY STANDARDS AS APPEAR IN "ROADWAY STANDARD DRAWINGS" - PROJECT SERVICES UNIT - N.C. DEPARTMENT OF TRANSPORTATION - RALEIGH, N.C., DATED JANUARY 2018 ARE APPLICABLE TO THIS PROJECT AND BY REFERENCE HEREBY ARE CONSIDERED A PART OF THESE PLANS:

STD. NO.	TITLE
901.50	ARROWS AND SHIELDS
904.10	ORIENTATION OF GROUND MOUNTED SIGNS
904.50	MOUNTING OF TYPE 'D', 'E' AND 'F' SIGNS ON 'U' CHANNEL POSTS
910.20	SIGNING SCHOOL ZONE
910.30	SIGNING UNSIGNALIZED SUPERSTREET
910.50	SIGNING FOR SPEED REDUCTION ZONE

**GENERAL NOTES**

- . SIGNS FURNISHED BY STATE
- . CONFIRM IN WRITING AT LEAST 4 MONTHS IN ADVANCE, THE ACTUAL DATE THE DEPARTMENT FURNISHED SIGNS WILL BE REQUIRED.
- . ALL TYPE 'D' SIGNS SHALL BE MOUNTED ON TWO U-CHANNEL POSTS UNLESS OTHERWISE INDICATED ON THE PLANS.
- . IF REMOVAL OR RELOCATION OF SIGNS ON PRIVATE STREET (NON-STATE MAINTAINED) IS REQUIRED DUE TO CONSTRUCTION, THE CONTRACTOR SHALL INFORM THE ENGINEER. THE WORK WILL BE COMPLETED BY OTHERS.
- . WHEN NOT STATIONED OR DIMENSIONED ON PLANS, ALL 'E' AND 'F' SIGNS SHALL BE FIELD LOCATED BY THE ENGINEER
- . ALL EXISTING SIGNS ON "U" CHANNEL POST WITHIN THE PROJECT LIMITS SHALL BE REMOVED AND DISPOSED OF UNLESS OTHERWISE NOTED ON PLANS.
- . WHEN EXISTING SIGNS ARE REMOVED AND INSTALLED ON NEW SUPPORTS, THE RE-ERECTION SHALL IMMEDIATELY FOLLOW THE REMOVAL.
- . THE BACKGROUND FOR TYPE E & F SIGNS SHALL BE TYPE C REFLECTIVE SHEETING.
- . DO NOT BEGIN FABRICATION FOR TYPES A & B SIGNS MOUNTED ON OVERHEAD STRUCTURES OR STEEL SUPPORTS UNTIL "S" DIMENSIONS HAVE BEEN FIELD VERIFIED.
- . SEE ROADWAY PLANS FOR GUARD/GUIDE RAIL DETAILS.

**SUMMARY OF QUANTITIES**


ITEM NO.		ITEM DESCRIPTION	QUANTITY	UNIT
DESC. NO.	SECT. NO.			
4072000000	903	SUPPORTS, 3 LB STEEL U-CHANNEL	2636	L.F.
4096000000	904	SIGN ERECTION, TYPE D	2	EA.
4102000000	904	SIGN ERECTION, TYPE E	126	EA.
4108000000	904	SIGN ERECTION, TYPE F	25	EA.
41161000000	904	SIGN ERECTION, RELOCATE SIGN TYPE E (GROUND MOUNTED)	1	EA.
4155000000	907	DISPOSAL OF SIGN SYSTEM, U-CHANNEL	63	EA.
4158000000	907	DISPOSAL OF SIGN SYSTEM, WOOD	4	EA.

**INDEX**

SHEET NO.	DESCRIPTION
SIGN-1	TITLE SHEET
SIGN-2	SIGN DESIGNS
SIGN-3-3A	E AND F SHEETS
SIGN-4-13	SIGNING PLAN SHEETS

PLAN PREPARED BY: N.C.D.O.T. SIGNING AND DELINEATION UNIT

AYMAN ALQUDWAH, PE, CPM SIGNING & DELINEATION REGIONAL ENGINEER  
ERIC E WARD SIGNING & DELINEATION PROJECT DESIGN ENGINEER



APPROVED: *Ayman Alqudwah*  
Professional Engineer  
 License No. F32ACSCAF965472  
 DATE: 6/5/2018



**DOCUMENT NOT CONSIDERED FINAL  
 UNLESS ALL SIGNATURES COMPLETED**

<b>SIGN NUMBER:</b> 301 & 302 <b>TYPE:</b> D <b>QUANTITY:</b> 2 <b>SIGN WIDTH:</b> 2'-6" <b>HEIGHT:</b> 1'-6" <b>TOTAL AREA:</b> 3.8 Sq.Ft. <b>BORDER TYPE:</b> FLUSH <b>RECESS:</b> 0" <b>WIDTH:</b> 0.5" <b>RADII:</b> 1.5" <b>NO. Z BARS:</b> <b>LENGTH:</b>	<b>BACKG COLOR:</b> Green <b>COPY COLOR:</b> White <table border="1"> <tr> <th>SYMBOL</th> <th>X</th> <th>Y</th> <th>WID</th> <th>HT</th> </tr> <tr><td> </td><td> </td><td> </td><td> </td><td> </td></tr> <tr><td> </td><td> </td><td> </td><td> </td><td> </td></tr> <tr><td> </td><td> </td><td> </td><td> </td><td> </td></tr> <tr><td> </td><td> </td><td> </td><td> </td><td> </td></tr> <tr><td> </td><td> </td><td> </td><td> </td><td> </td></tr> <tr><td> </td><td> </td><td> </td><td> </td><td> </td></tr> <tr><td> </td><td> </td><td> </td><td> </td><td> </td></tr> </table> <b>MAT'L:</b> 0.125" (3.2 mm) ALUMINUM	SYMBOL	X	Y	WID	HT																																				<b>DESIGN BY:</b> B.Rashid <b>PROJECT ID:</b> R-3825B <b>CHECKED BY:</b> <b>LOCATION:</b> NC-42 <b>DATE:</b> Jul 29, 2016 <b>DIV:</b> 4
SYMBOL	X	Y	WID	HT																																						

**USE NOTES:** 1,2,3

- Legend and border(except those that are colored black) shall be direct applied Grade C sheeting.
- Background shall be Grade C reflective sheeting.
- Mount on one "U" Post.

**MOUNT ON ONE "U" POST**  
 Spacing Factor is 1 unless specified otherwise


**LETTER POSITIONS**

Letter spacings are to start of next letter										Series/Size	
	N	e	u	s	e						Text Length
6	4.2	3.9	3.8	3.5	2.6	6					EM 2000 18.1
	R	i	v	e	r						EM 2000 16
7	4.3	2	3.9	3.9	2	7					

FILENAME: R-3825B\_Sign Designs NORTH CAROLINA D.O.T. SIGN DETAIL


P:\Projects\R3825B\Tr-offic\Signing\CADD\Signing\_Layout\_Plans\R-3825B\_SIGN-2.dgn  
 06/01/18  
 Iserted

**SIGN DESIGNS**



**DOCUMENT NOT CONSIDERED FINAL  
UNLESS ALL SIGNATURES COMPLETED**


401 QUANTITY REQ'D 11



30" X 36"  
R2-1

ONE "U" POST PER SIGN


402 QUANTITY REQ'D 2



30" X 36"  
R2-1

ONE "U" POST PER SIGN


403 QUANTITY REQ'D 2



36" X 36"  
W3-5

ONE "U" POST PER SIGN


404 QUANTITY REQ'D 25



54" X 18"  
R6-1 (R)

TWO "U" POSTS PER SIGN

405 QUANTITY REQ'D 18




36" X 36"  
R1-1

MOUNT BELOW SIGN 404  
IN 16 INSTALLATIONS

ONE "U" POST PER SIGN

406 QUANTITY REQ'D 2



36" X 36"  
S1-1

YELLOW/GREEN REFLECTIVE SHEETING

ONE "U" POST PER SIGN

407 QUANTITY REQ'D 2




24" X 12"  
W16-9P

YELLOW/GREEN REFLECTIVE SHEETING

MOUNT BELOW SIGN 406  
IN 2 INSTALLATIONS


408 QUANTITY REQ'D 2



30" X 36"  
R13-79

ONE "U" POST PER SIGN

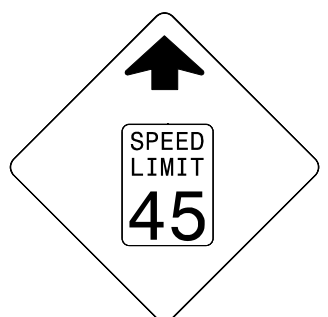
409 QUANTITY REQ'D 4



30" X 30"  
R8-3

ONE "U" POST PER SIGN


410 QUANTITY REQ'D 2



36" X 36"  
W3-5

ONE "U" POST PER SIGN


411 QUANTITY REQ'D 8



30" X 36"  
R2-1

ONE "U" POST PER SIGN


412 QUANTITY REQ'D 4



36 X 36 X 36  
R1-2

ONE "U" POST PER SIGN


413 QUANTITY REQ'D 1



30 X 30  
W3-3

ONE "U" POST PER SIGN

414 QUANTITY REQ'D 2



24" X 30"  
S5-2

TWO "U" POSTS PER SIGN


415 QUANTITY REQ'D 12



12" X 36"  
OM3-C

ONE "U" POST PER SIGN

416 QUANTITY REQ'D 14

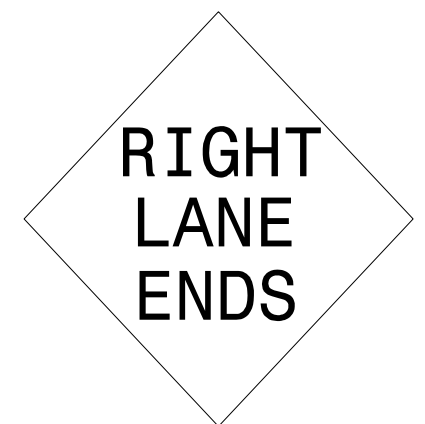


54" X 18"  
R6-1 (L)

MOUNT BACK TO BACK WITH 404  
IN 8 INSTALLATIONS

TWO "U" POSTS PER SIGN

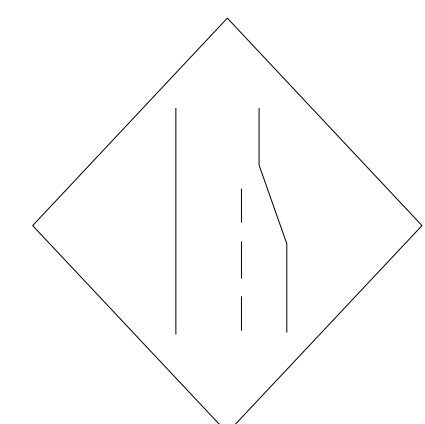
417 QUANTITY REQ'D 2



36 X 36  
W9-2(R)

ONE "U" POST PER SIGN

418 QUANTITY REQ'D 2



36 X 36  
W4-2(R)

ONE "U" POST PER SIGN

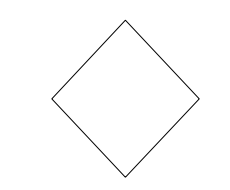
419 QUANTITY REQ'D 2



36 X 36  
R3-7R

ONE "U" POST PER SIGN


420 QUANTITY REQ'D 8



18 X 18  
OM4-3  
RED

ONE "U" POST PER SIGN

421 QUANTITY REQ'D 1



36 X 36  
R3-7L

ONE "U" POST PER SIGN

**TYPE "E" SIGNS**

DocuSigned by:  
**Ayman Aljudwah**  
 F33AC5CAF95472...  
 APPROVED: DATE: 6/5/2018



**DOCUMENT NOT CONSIDERED FINAL  
 UNLESS ALL SIGNATURES COMPLETED**

501  
504  
506  
514  
518  
527

**EAST** 24" X 12"  
**42** 24" X 24"

ONE "U" POST PER SIGN

503  
509  
511  
515  
521  
524

**WEST** 24" X 12"  
**42** 24" X 24"

ONE "U" POST PER SIGN

507  
~~516~~  
519  
522  
525

**JCT** 21" X 15"  
**42** 24" X 24"

ONE "U" POST PER SIGN

508  
523

**EAST WEST** 2- 24" X 12"  
**42 42** 2- 24" X 24"  
**← →** 2- 21" X 15"

TWO "U" POSTS PER SIGN

~~517~~  
520  
526

**WEST EAST** 2- 24" X 12"  
**42 42** 2- 24" X 24"  
**← →** 2- 21" X 15"

TWO "U" POSTS PER SIGN

502  
510

**WEST EAST** 2- 24" X 12"  
**42 42** 2- 24" X 24"  
**↻ ↑** 1- 18" X 18"  
 1- 21" X 15"

TWO "U" POSTS PER SIGN

505  
512  
513

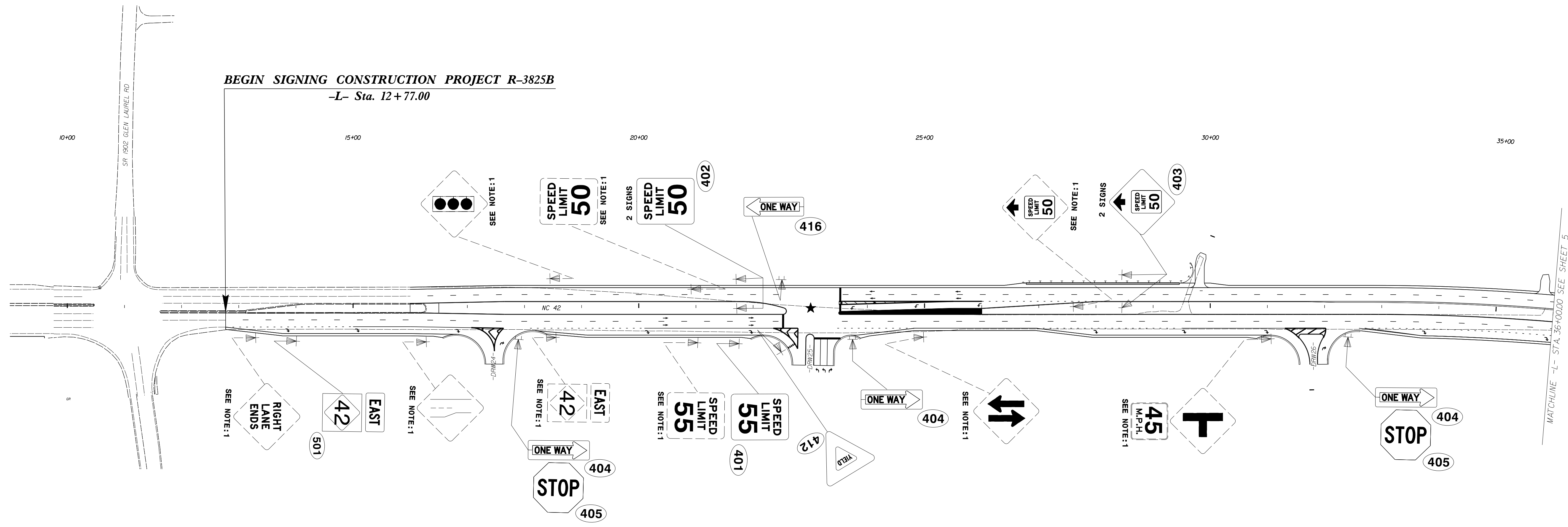
**EAST WEST** 2- 24" X 12"  
**42 42** 2- 24" X 24"  
**↻ ↑** 1- 18" X 18"  
 1- 21" X 15"

TWO "U" POSTS PER SIGN

**TYPE "F" SIGNS**

06/01/18  
 P:\TIP\Projects-R\3825B-Tr-of-fic\Signing\CADD\Signing\_Layout\_Plans\IR-3825B-SIGN-3A.dgn  
 Isertedward

NAD 83/2011



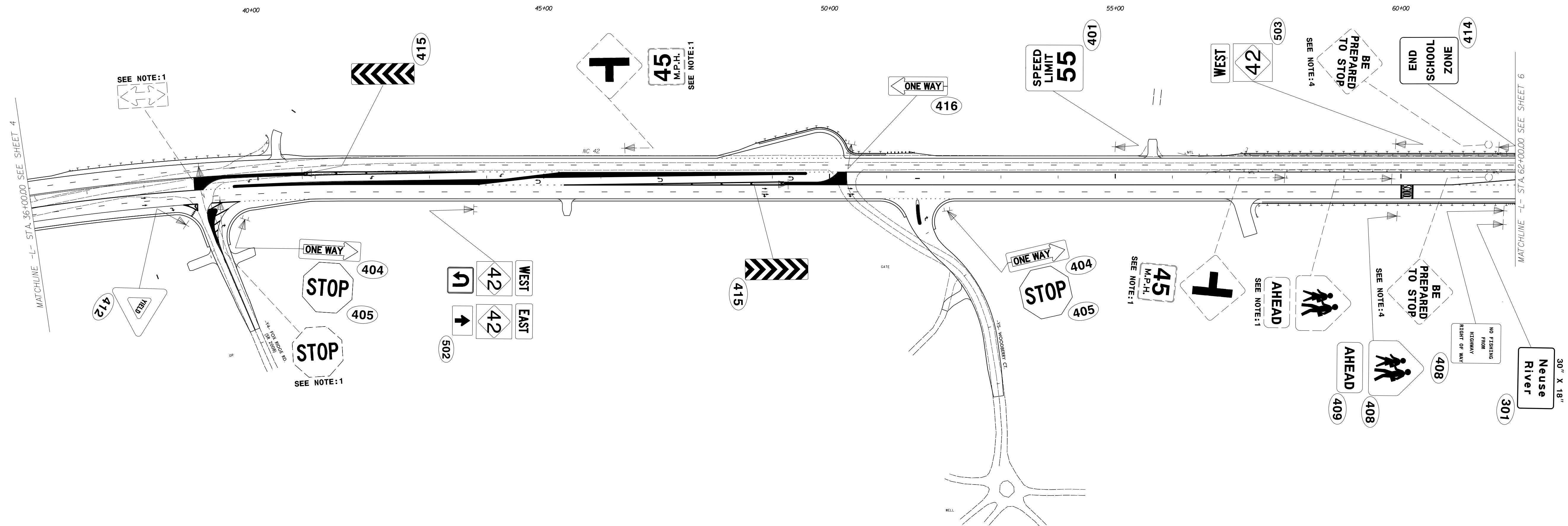
**PROJECT NOTES**

1. DISPOSAL OF SUPPORT, U-CHANNEL
2. DISPOSAL OF SIGN SYSTEM, WOOD
3. SIGN ERECTION, RELOCATE SIGN TYPE E
4. DISPOSAL OF FLASHING, SEE SIGNAL PLAN

**PROPOSED & EXISTING SIGNS  
-L- STA. 12+77 TO STA. 36+00  
(NC 42)**

06/04/18  
 P:\TIP\Projects-R\R3825B\Traffic\Signing\CADD\Signing\_Layout\_Plans\R-3825B-SIGN-4.dgn  
 User:rtward

NAD 83/2011




**PROJECT NOTES**

1. DISPOSAL OF SUPPORT, U-CHANNEL
2. DISPOSAL OF SIGN SYSTEM, WOOD
3. SIGN ERECTION, RELOCATE SIGN TYPE E
4. DISPOSAL OF FLASHING, SEE SIGNAL PLAN

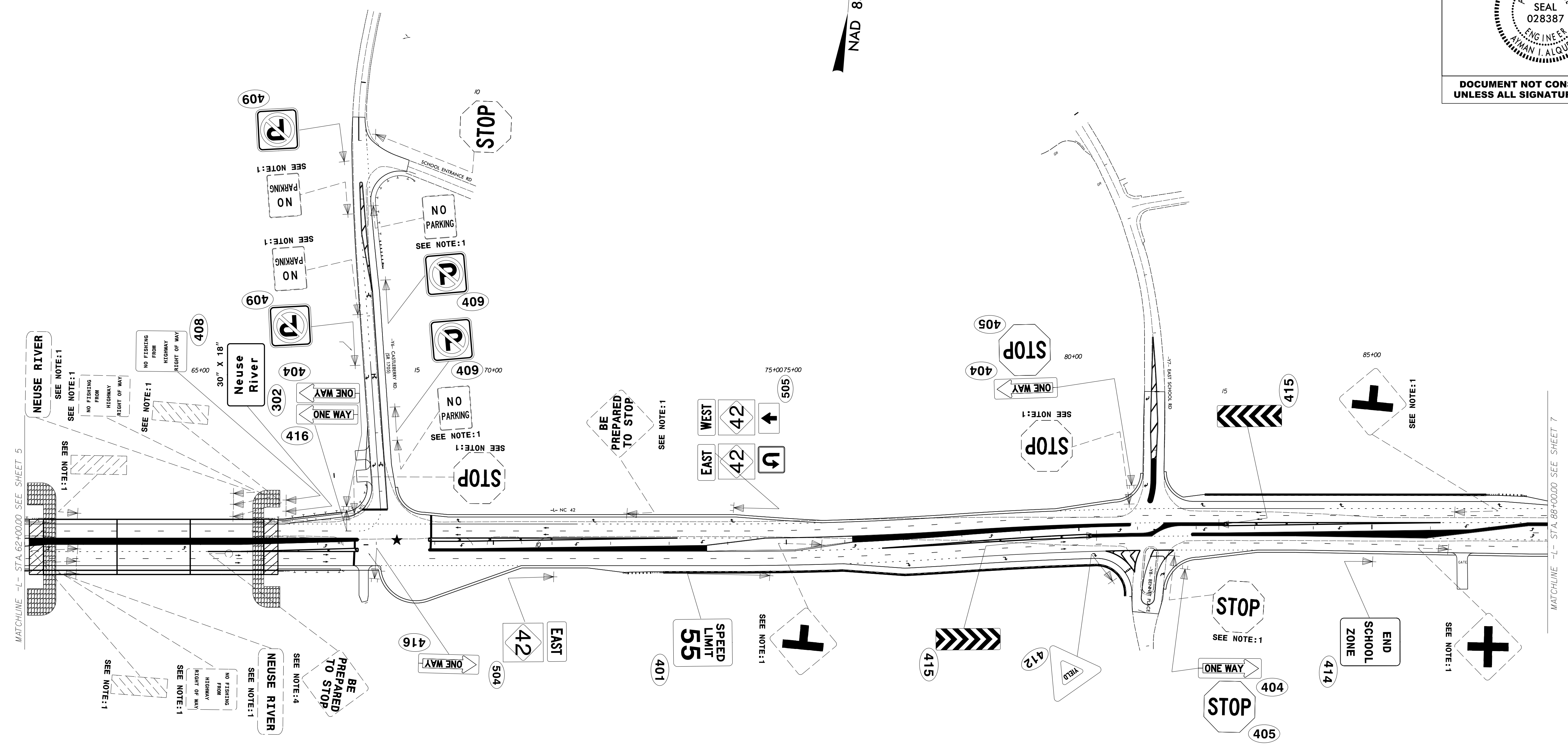
**PROPOSED & EXISTING SIGNS**  
 -L- STA. 36+00 TO STA. 62+00  
 (NC 42)

APPROVED: *Ayman Alqudwah*  
F30ACSCAF86472...  
 DATE: 6/5/2018



DOCUMENT NOT CONSIDERED FINAL  
 UNLESS ALL SIGNATURES COMPLETED

NAD 83/2011



**PROJECT NOTES**

1. DISPOSAL OF SUPPORT, U-CHANNEL
2. DISPOSAL OF SIGN SYSTEM, WOOD
3. SIGN ERECTION, RELOCATE SIGN TYPE E
4. DISPOSAL OF FLASHING, SEE SIGNAL PLAN

**PROPOSED & EXISTING SIGNS**  
 -L- STA. 62+00 TO STA. 88+00  
 (NC 42)

06/04/18  
 P:\TIP\Projects-R\3825B\Traffic\Signing\CADD\Signing Layout Plans\R-3825B-SIGN-6.dgn  
 User:rlward

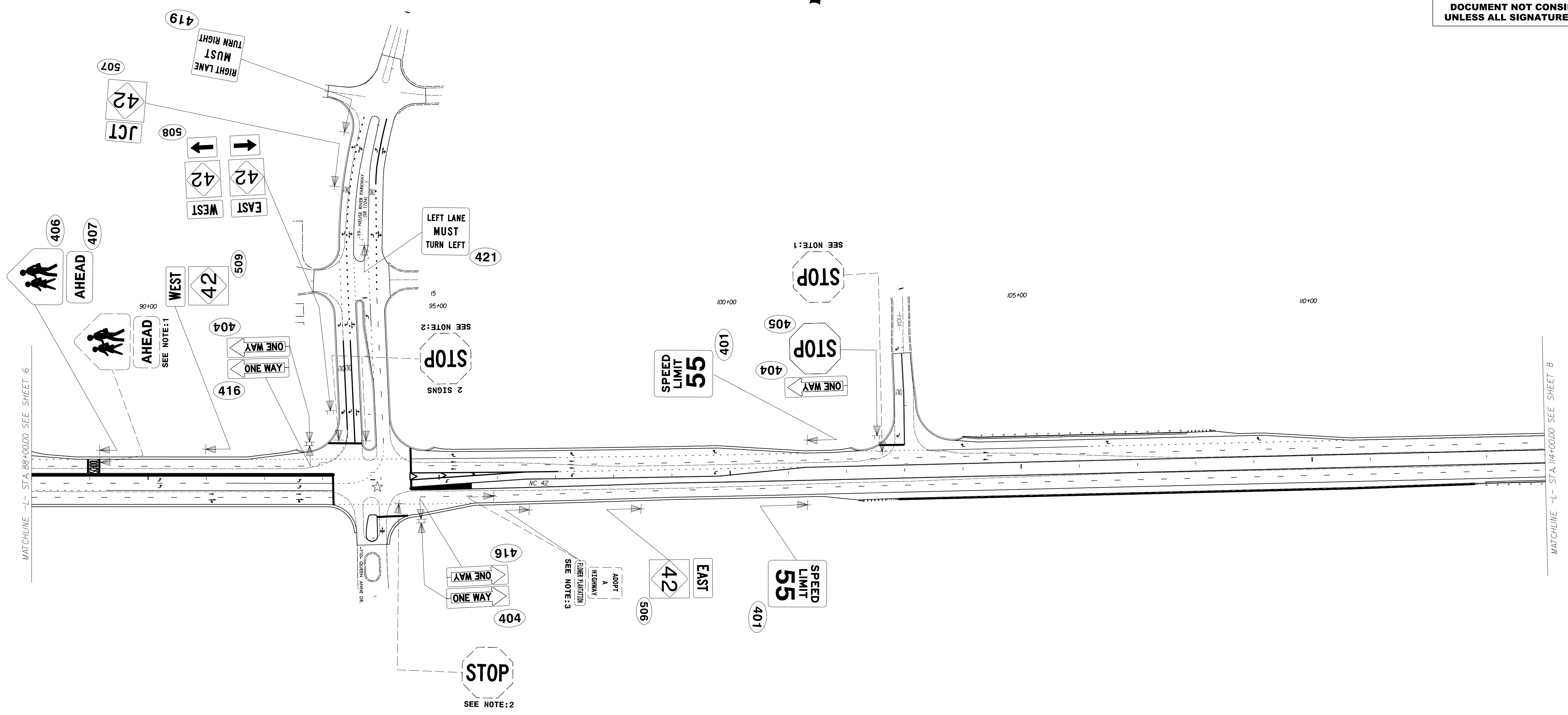


APPROVED: *Ayman Alqudwah*  
DocuSigned by:  
 Ayman Alqudwah  
 F32AC5CAF86472...  
 DATE: 6/5/2018



**DOCUMENT NOT CONSIDERED FINAL  
 UNLESS ALL SIGNATURES COMPLETED**

NAD 83/2011



MATCHLINE -L- STA. 88+00.00 SEE SHEET 6

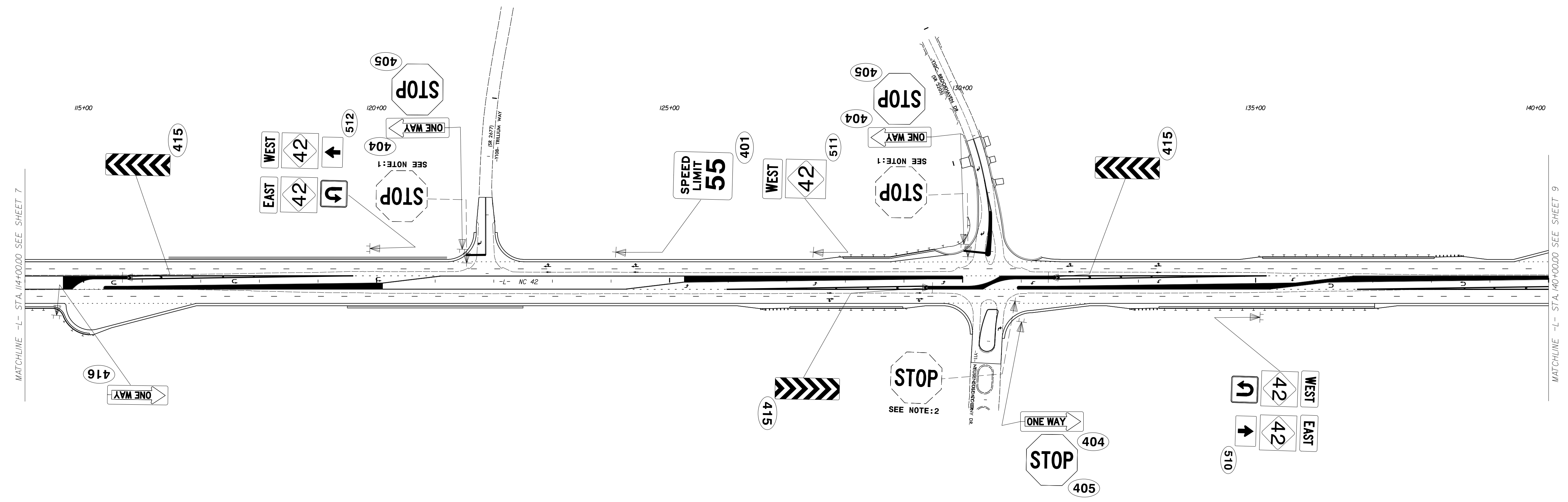
MATCHLINE -L- STA. 114+00.00 SEE SHEET 8

**PROJECT NOTES**

1. DISPOSAL OF SUPPORT, U-CHANNEL
2. DISPOSAL OF SIGN SYSTEM, WOOD
3. SIGN ERECTION, RELOCATE SIGN TYPE E
4. DISPOSAL OF FLASHING, SEE SIGNAL PLAN

**PROPOSED & EXISTING SIGNS  
 -L- STA. 88+00 TO STA. 114+00  
 (NC 42)**

NAD 83/2011

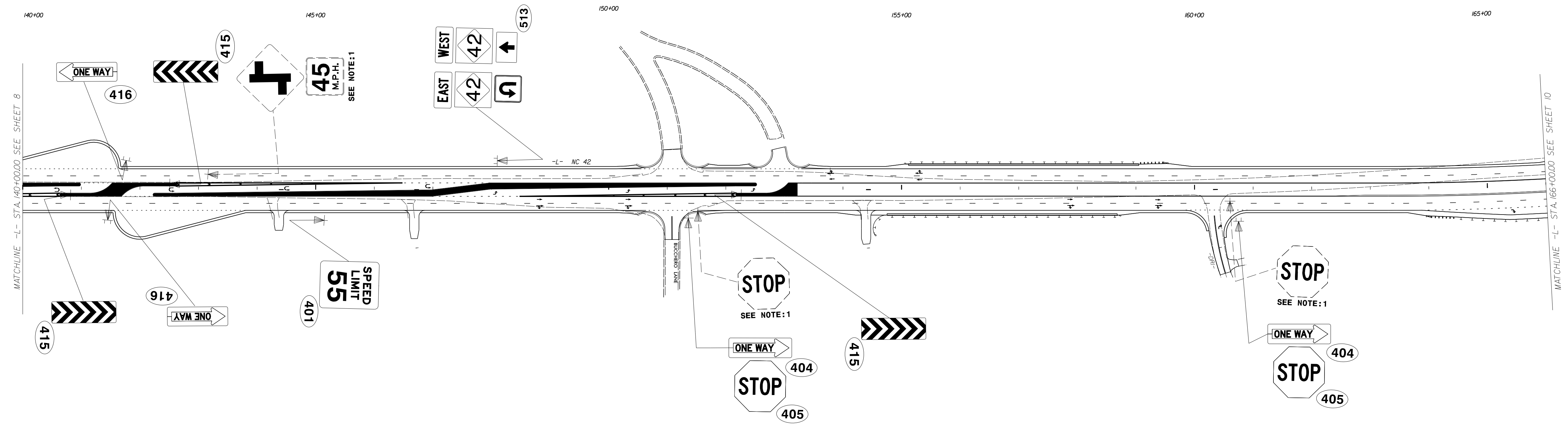


**PROJECT NOTES**

1. DISPOSAL OF SUPPORT, U-CHANNEL
2. DISPOSAL OF SIGN SYSTEM, WOOD
3. SIGN ERECTION, RELOCATE SIGN TYPE E
4. DISPOSAL OF FLASHING, SEE SIGNAL PLAN

**PROPOSED & EXISTING SIGNS  
-L- STA. 114+00 TO STA. 140+00  
(NC 42)**

NAD 83/2011

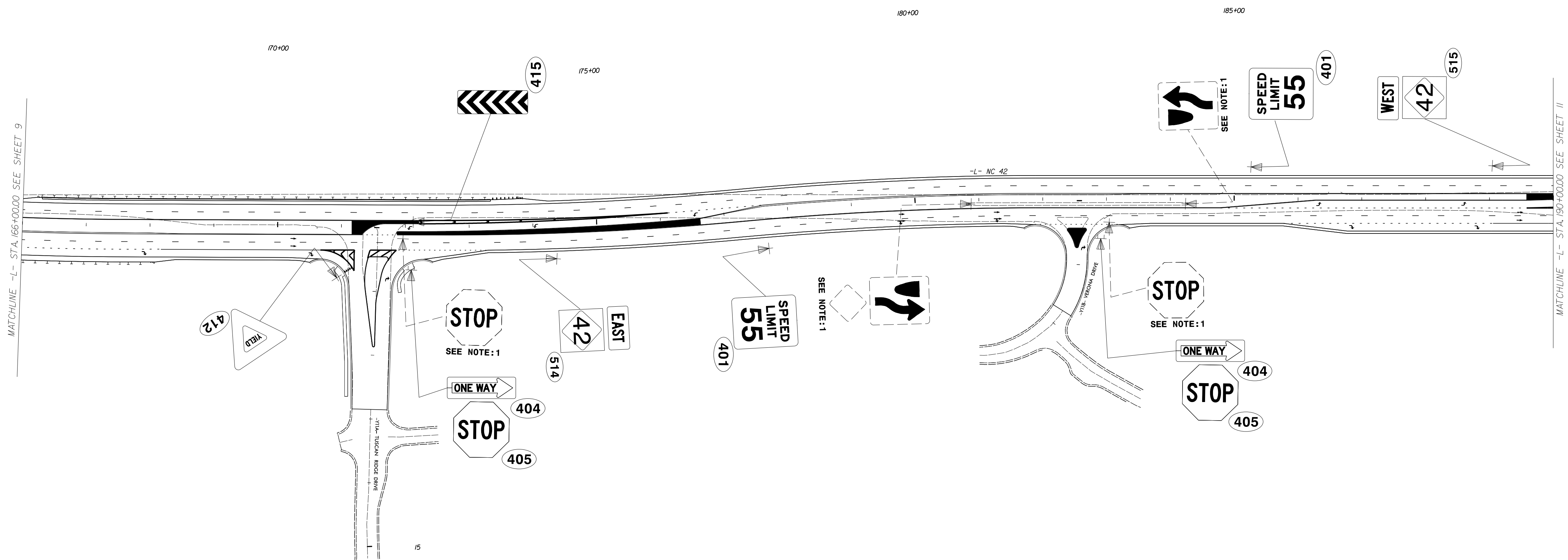



**PROJECT NOTES**

1. DISPOSAL OF SUPPORT, U-CHANNEL
2. DISPOSAL OF SIGN SYSTEM, WOOD
3. SIGN ERECTION, RELOCATE SIGN TYPE E
4. DISPOSAL OF FLASHING, SEE SIGNAL PLAN

**PROPOSED & EXISTING SIGNS  
-L- STA. 140+00 TO STA. 166+00  
(NC 42)**

06/04/18  
P:\TIP\Projects-R\R3825B\Traffic\Signing\CADD\Signing Layout Plans\R-3825B-SIGN-9.dgn  
User:rtward



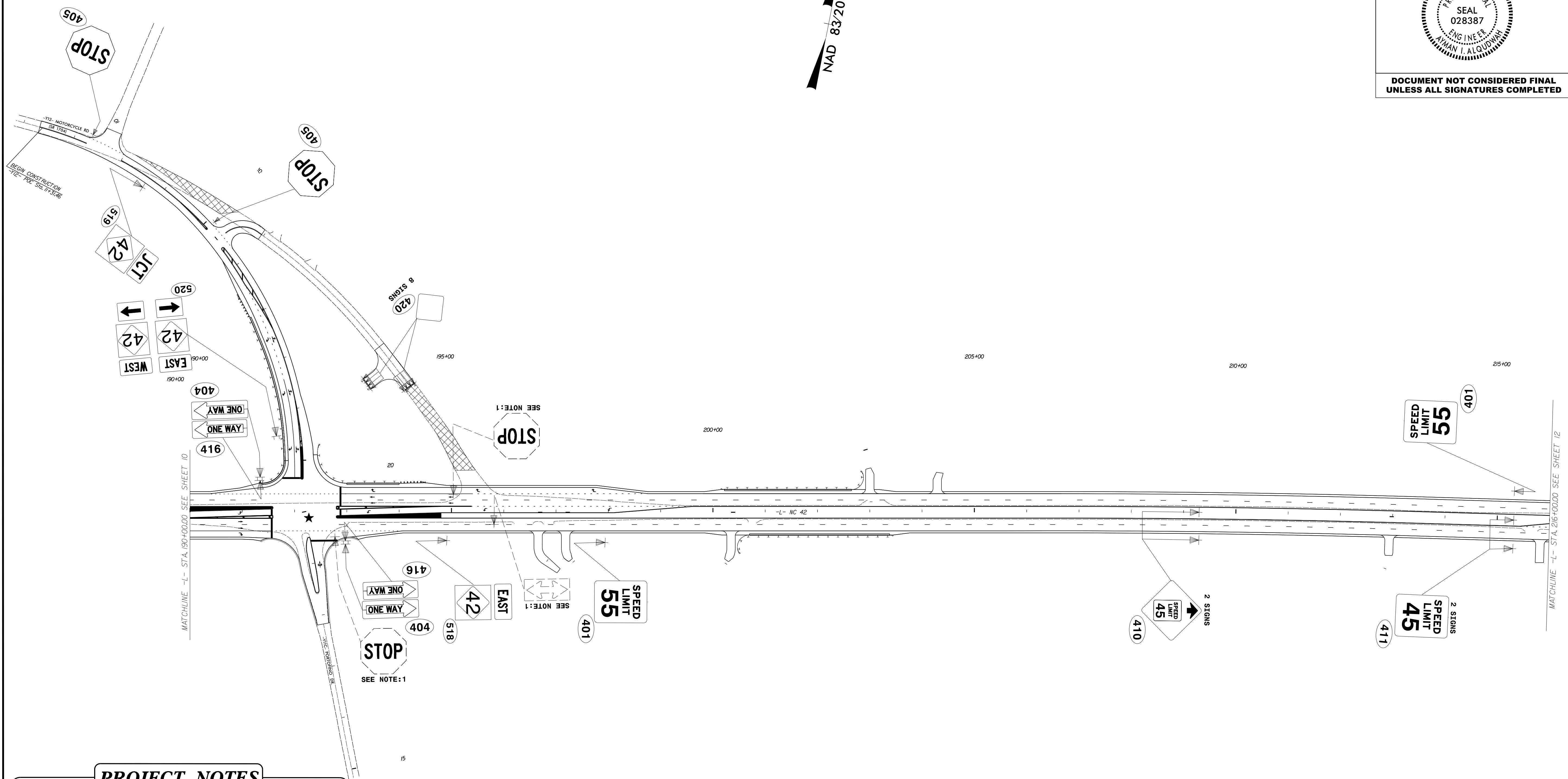

**PROJECT NOTES**

1. DISPOSAL OF SUPPORT, U-CHANNEL
2. DISPOSAL OF SIGN SYSTEM, WOOD
3. SIGN ERECTION, RELOCATE SIGN TYPE E
4. DISPOSAL OF FLASHING, SEE SIGNAL PLAN

**PROPOSED & EXISTING SIGNS  
-L- STA. 166+00 TO STA. 190+00  
(NC 42)**



**DOCUMENT NOT CONSIDERED FINAL  
 UNLESS ALL SIGNATURES COMPLETED**

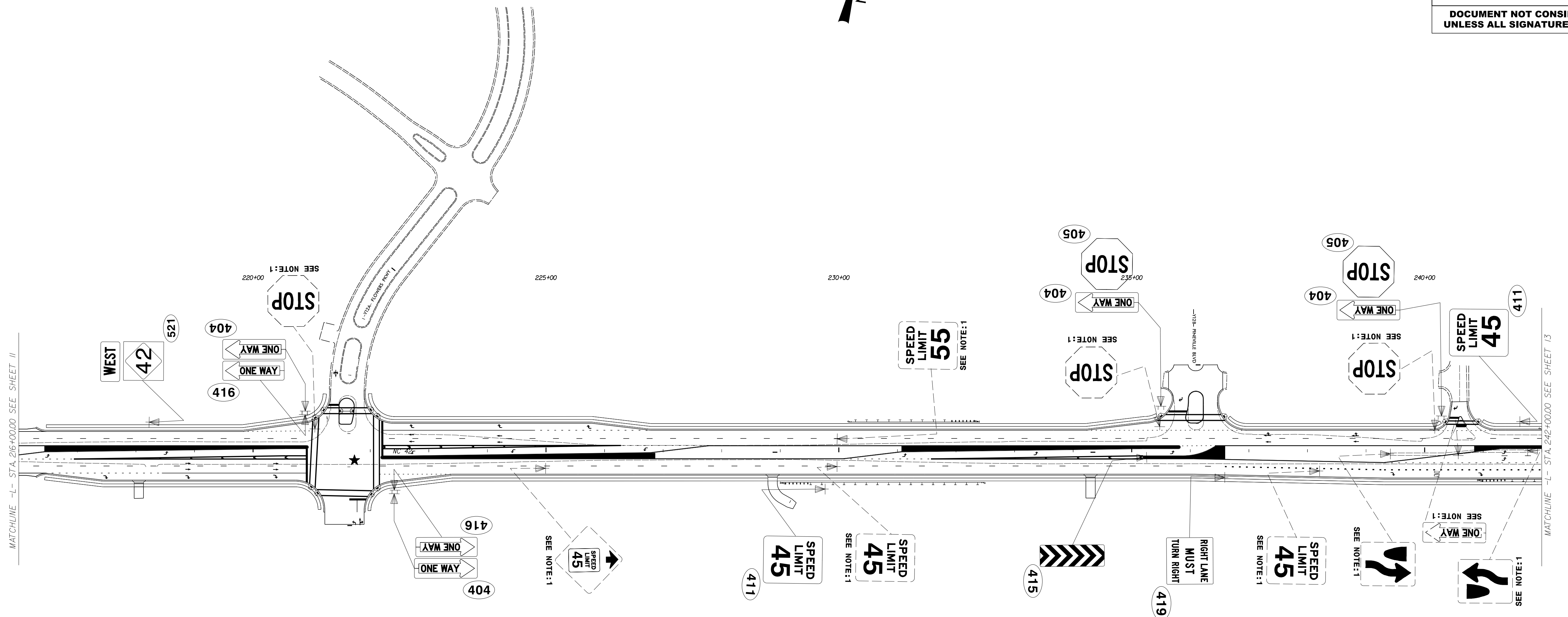
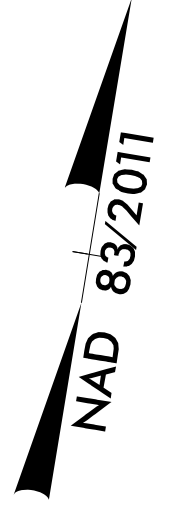


**PROJECT NOTES**

1. DISPOSAL OF SUPPORT, U-CHANNEL
2. DISPOSAL OF SIGN SYSTEM, WOOD
3. SIGN ERECTION, RELOCATE SIGN TYPE E
4. DISPOSAL OF FLASHING, SEE SIGNAL PLAN

**PROPOSED & EXISTING SIGNS  
 -L- STA. 190+00 TO STA. 216+00  
 (NC 42)**


06/04/18  
 P:\TIP\Projects-R\R3825B\Traffic\Signing\CADD\Signing\_Layout\_Plans\R-3825B-SIGN-11.dgn  
 User:rtward



**PROJECT NOTES**

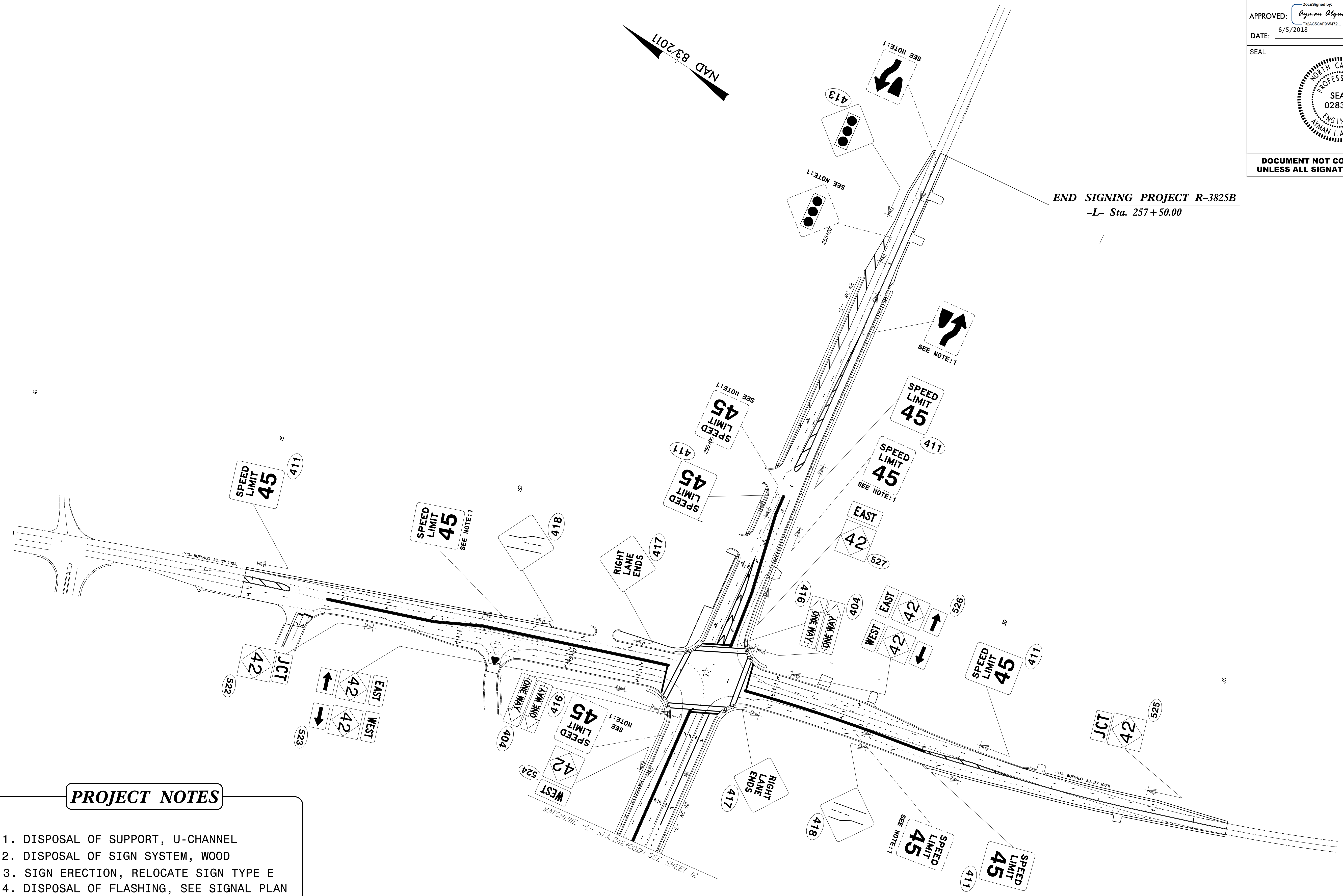
1. DISPOSAL OF SUPPORT, U-CHANNEL
2. DISPOSAL OF SIGN SYSTEM, WOOD
3. SIGN ERECTION, RELOCATE SIGN TYPE E
4. DISPOSAL OF FLASHING, SEE SIGNAL PLAN

**PROPOSED & EXISTING SIGNS**  
 -L- STA. 216+00 TO STA. 242+00  
 (NC 42)



**DOCUMENT NOT CONSIDERED FINAL  
UNLESS ALL SIGNATURES COMPLETED**

**END SIGNING PROJECT R-3825B**  
 -L- Sta. 257+50.00



**PROJECT NOTES**

1. DISPOSAL OF SUPPORT, U-CHANNEL
2. DISPOSAL OF SIGN SYSTEM, WOOD
3. SIGN ERECTION, RELOCATE SIGN TYPE E
4. DISPOSAL OF FLASHING, SEE SIGNAL PLAN

**PROPOSED & EXISTING SIGNS**  
 -L- STA. 242+00 TO STA. 257+50  
 -Y13- STA. 14+83.74 TO STA. 35+70.00  
 (NC 42 & -Y13- BUFFALO RD)

06/04/18  
 P:\TIP\Projects-R\R3825B\Traffic\Signing\CADD\Signing\_Layout\_Plans\R-3825B-SIGN-13.dgn  
 User:rtward