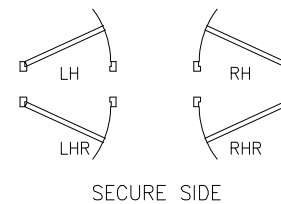
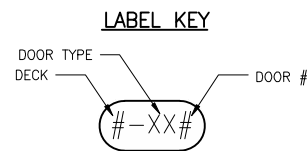


CONFIDENTIAL AND PROPRIETARY PROPERTY OF  
**EBDG - NC, PLLC**  
 MAY NOT BE USED FOR CONSTRUCTION OR PROVIDED TO  
 ANY THIRD PARTIES WITHOUT PRIOR WRITTEN CONSENT.  
 © 2018 ELLIOTT BAY DESIGN GROUP.

JOINER DOOR LIST										
NO.	DECK	SPACE	FR-END/P-S	SIZE	FIRE	SWING	SILL	LOCK	WINDOW	REMARKS
1-JD1	HOLD	SWBD ROOM	8-B/S	30 x 80	A-0	LHR	0	NONE	10 x 10	CLOSER
1-JD2	HOLD	EOS	8-B/S	30 x 80	A-0	RHR	0	NONE	10 x 10	CLOSER
2-JD1	MAIN DECK	PASSENGER ADA HEAD	5-A/S	36 x 80	B-0	LH	0	PRIVACY	NONE	CLOSER, 12"x12" LOUVER DOOR, ADA POWER ASSIST
2-JD2	MAIN DECK	PASSENGER ADA HEAD	5-B/S	36 x 80	B-0	RH	0	PRIVACY	NONE	CLOSER, 12"x12" LOUVER DOOR, ADA POWER ASSIST
2-JD3	MAIN DECK	RESCUE BOAT ACCESS	24-B/S	30 x 36	-	LHR	0	CIPHER	NONE	HALF HEIGHT, GENERAL NOTE 8
3-JD1	01 DECK	CREW HEAD	4-B/S	24 x 80	B-0	RH	0	PRIVACY	NONE	CLOSER, 12" x 12" LOUVER DOOR

WEATHERTIGHT DOOR LIST										
NO.	DECK	SPACE	FR-END/P-S	SIZE	FIRE	SWING	SILL	LOCK	WINDOW	REMARKS
2-WE1	MAIN DECK	EMERGENCY GENERATOR RM	21-A/S	60 x 74	A-0	DBL SWING	6	CIPHER	NONE	
2-WE2	MAIN DECK	PASSENGER LOUNGE	18-A/S	36 x 80	A-0	RH	1/2" MAX	NONE	28 x 34	CLOSER; ADA ACCESS; GENERAL NOTE 7
2-WE3	MAIN DECK	PASSENGER LOUNGE	20-B/S	36 x 80	A-0	RH	1/2" MAX	NONE	28 x 34	CLOSER; TONNAGE OPENING; ADA ACCESS; GENERAL NOTE 7
2-WE4	MAIN DECK	CLEANING LOCKER	22-B/S	30 x 77	A-0	LH	3	KEY	NONE	CLOSER
2-WE5	MAIN DECK	ENGINE ROOM	13-B/S	30 x 74	A-15	RH	6	CIPHER	NONE	CLOSER
3-WE1	01 DECK	CREW SPACE	3-A/S	32 x 77	A-0	RH	3	CIPHER	24 x 34	CLOSER
3-WE2	01 DECK	CREW SPACE	3-B/S	32 x 77	A-0	LH	3	CIPHER	24 x 34	CLOSER
4-WE1	BRIDGE DECK	PILOTHOUSE	2-A/S	28 x 74	A-0	RH	6	CIPHER	20 x 34	CLOSER

WATERTIGHT DOOR LIST										
NO.	DECK	SPACE	FR-END/P-S	SIZE	FIRE	SWING	SILL	LOCK	REMARKS	
1-WT1	HOLD	THRUSTER ROOM "A"	24-A/S	32 x 72	A-0	LH	4.5	NONE	STEEL, QUICK ACTING, SIX OR EIGHT DOG	
1-WT2	HOLD	VOID "A"	16-A/S	32 x 72	A-0	LH	4.5	NONE	STEEL, QUICK ACTING, SIX OR EIGHT DOG	
1-WT3	HOLD	VOID "B"	16-B/S	32 x 72	A-0	RH	4.5	NONE	STEEL, QUICK ACTING, SIX OR EIGHT DOG	
1-WT4	HOLD	THRUSTER ROOM "B"	24-B/S	32 x 72	A-0	RH	4.5	NONE	STEEL, QUICK ACTING, SIX OR EIGHT DOG	



**DETAIL 1-3A**  
 HANDING GUIDE  
 NO SCALE



REVISION HISTORY					
REV	ZONE	DESCRIPTION	DWN	DATE	APVD

GENERAL NOTES
1. VESSEL TO BE CONSTRUCTED IN ACCORDANCE WITH 46 CFR SUBCHAPTER H REGULATIONS.
2. FRAME SPACING IS 24" UNLESS NOTED OTHERWISE.
3. DOOR HANDEDNESS LISTED ON TABLES IS DETERMINED FROM A POSITION ON THE SECURE SIDE OF THE DOOR. SEE DETAIL 1-3A.
4. ALL DOOR HANDLES IN PUBLIC SPACES ARE TO BE LEVER TYPE. ALL LOCK SETS ARE TO BE CLASSROOM TYPE (ANSI F84) TO ALLOW CREW AND PASSENGER ESCAPE.
5. FINAL KEY CORES AND CIPHER LOCKS WILL BE OWNER FURNISHED EQUIPMENT.
6. FIRE DOORS LISTED WITH HOLD BACKS ARE TO USE MAGNETIC STYLE, REMOTE RELEASE HOLD BACKS.
7. EXTERIOR WEATHER TIGHT DOORS ARE TO HAVE WELDED FRAMES.
8. RESCUE BOAT ACCESS DOOR SHALL BE A SECTION OF STEEL BULWARK WITH STEEL HINGES AND LOCK.

VESSEL PARTICULARS	
LENGTH OVERALL:	183'-7"
LENGTH DESIGN LOAD WATERLINE:	178'-3/8"
BEAM, MOLDED:	46'-0"
BEAM OVER GUARDS:	46'-10"
DEPTH AT SIDE:	10'-6"
DRAFT AT DLWL:	4'-6"
FREEBOARD AT SIDE:	6'-0"
TOTAL PASSENGER CAPACITY:	300 MAX.
VEHICLE CAPACITY:	40 SV

REFERENCES	
1.	18026-200-832-1 TECHNICAL SPECIFICATIONS
2.	18026-200-101-1 PROFILES AND DECK ARRANGEMENTS



**Elliott Bay Design Group**  
 North Carolina, PLLC

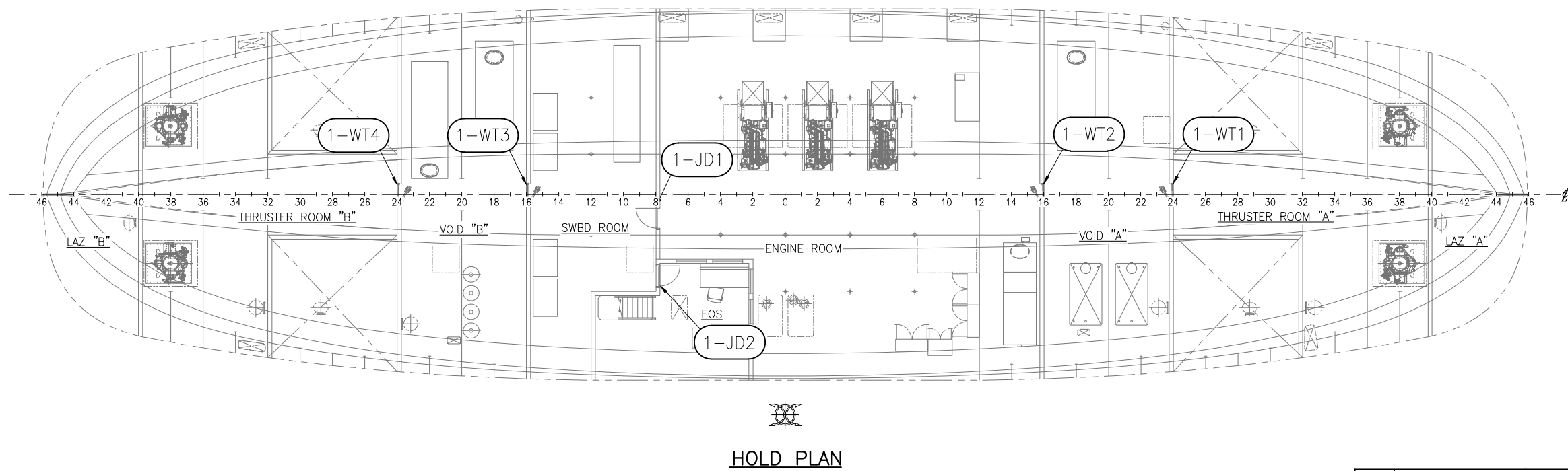
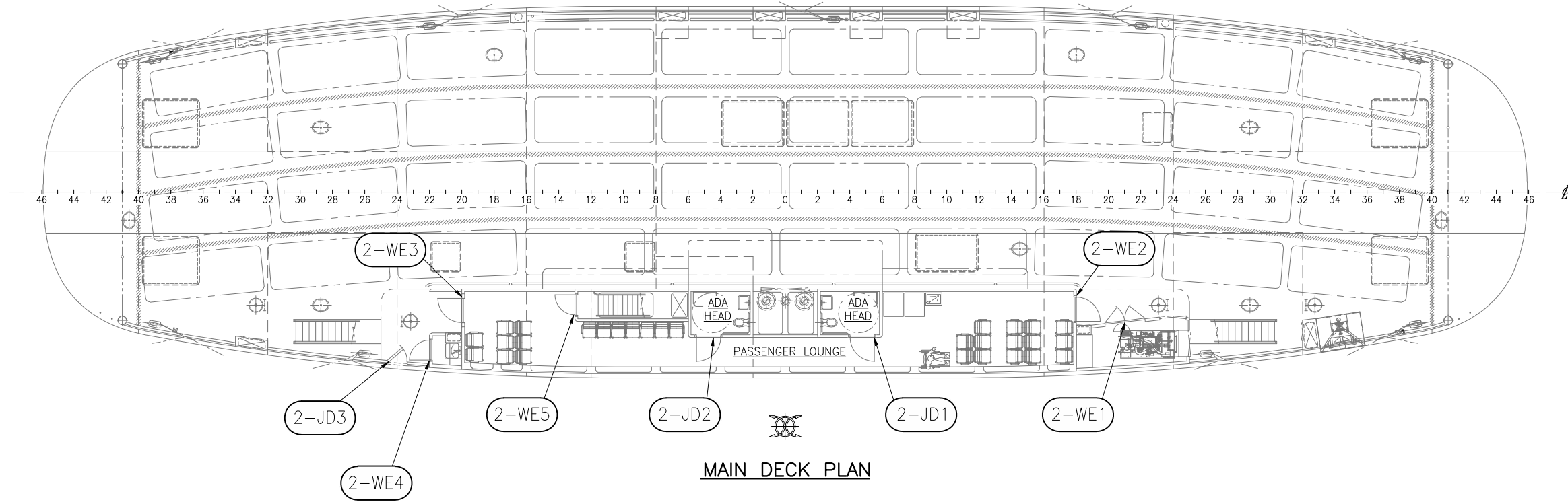
CLIENT: NORTH CAROLINA D.O.T.  
 RALEIGH, NORTH CAROLINA

PROJECT: DOUBLE-ENDED AZIMUTH DRIVE FERRY

DOOR SCHEDULE				
SIZE	DWG NO.	REV	DATE	BY
D	18026-200-624-2	-		
SCALE: NONE	FILE NAME: 18026-200-624-2-	SHEET: 1	OF: 3	
DWN: JEH	MOD:	CKD: KAJ	APVD: KAJ	APVD DATE: 8/3/2018

8/3/2018 2:30:07 PM

CONFIDENTIAL AND PROPRIETARY PROPERTY OF  
**EBDG - NC, PLLC**  
 MAY NOT BE USED FOR CONSTRUCTION OR PROVIDED TO  
 ANY THIRD PARTIES WITHOUT PRIOR WRITTEN CONSENT.  
 ©2018 ELLIOTT BAY DESIGN GROUP.



SIZE	D	DWG NO.	18026-200-624-2	REV	-
SCALE	1/8"=1'-0"	FILE NAME	18026-200-624-2-	SHEET	2 OF 3

8/3/2018 2:30:12 PM

CONFIDENTIAL AND PROPRIETARY PROPERTY OF  
**EBDG - NC, PLLC**  
 MAY NOT BE USED FOR CONSTRUCTION OR PROVIDED TO  
 ANY THIRD PARTIES WITHOUT PRIOR WRITTEN CONSENT.  
 ©2018 ELLIOTT BAY DESIGN GROUP.

6

5

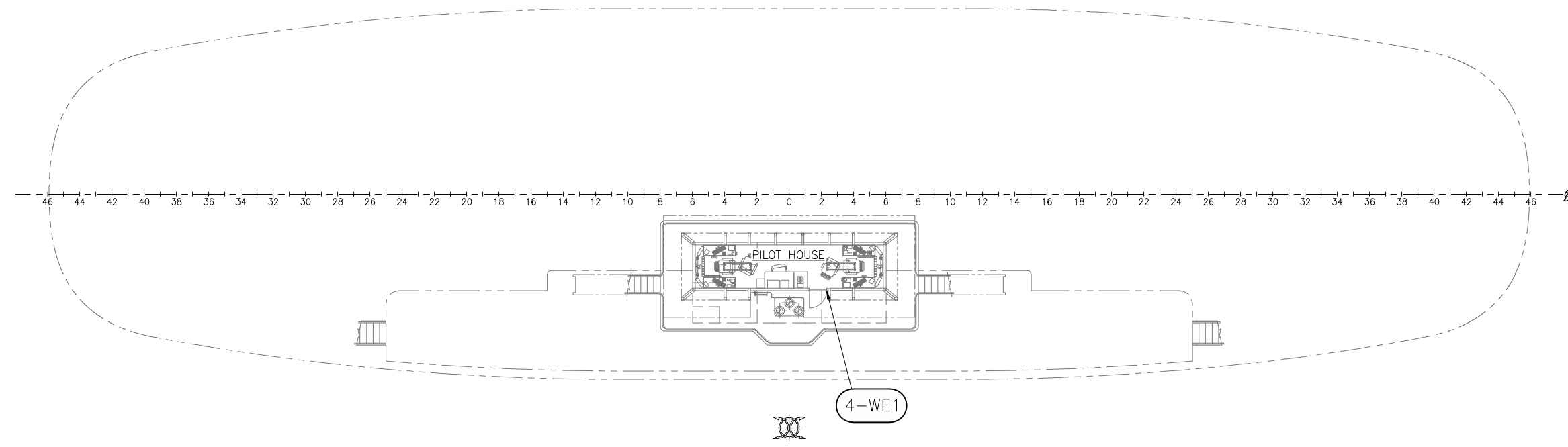
4

3

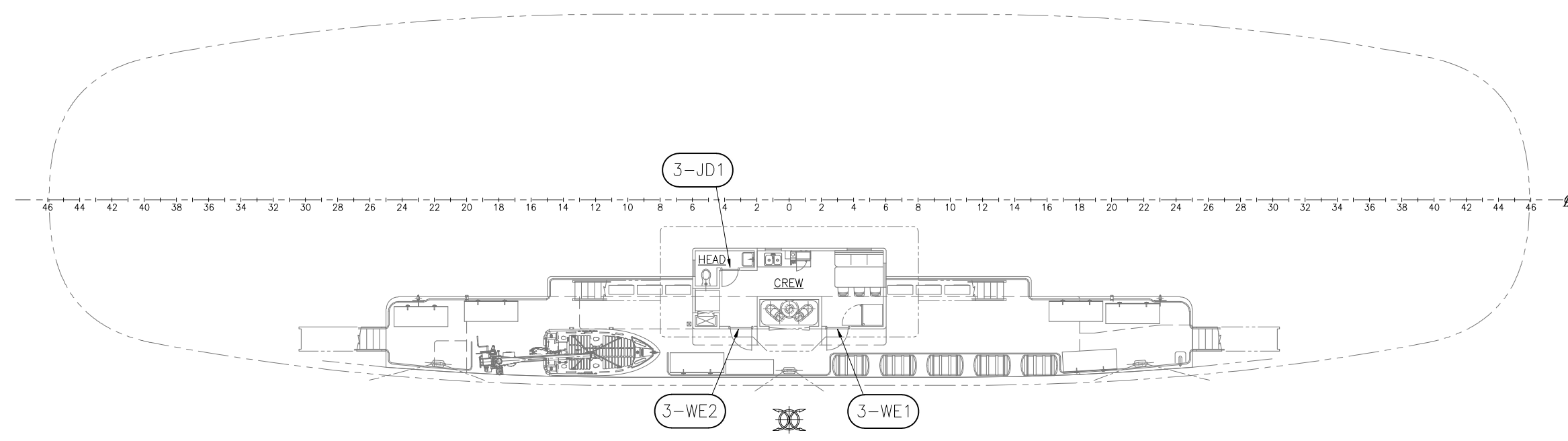
2

1

1



**BRIDGE DECK PLAN**



**01 DECK PLAN**



SIZE	D	DWG NO.	18026-200-624-2	REV	-
SCALE	1/8"=1'-0"	FILE NAME	18026-200-624-2-	SHEET	3 OF 3

6

5

4

3

2

1

1

8/3/2018 2:30:17 PM