PROJECT REFERENCE NO.	SHEET NO.
R-3825B	Sig.15.0

▽ PHASING DIAGRAM

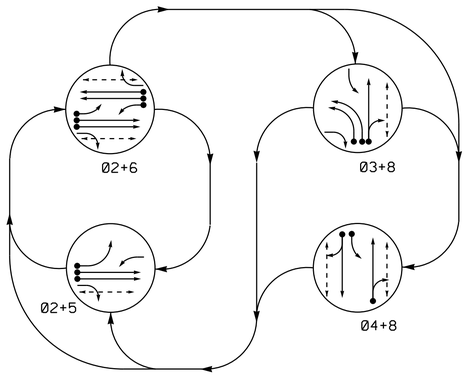

PHASING DIAGRAM DETECTION LEGEND

- DETECTED MOVEMENT
- UNDETECTED MOVEMENT (OVERLAP)
- UNSIGNALIZED MOVEMENT
- PEDESTRIAN MOVEMENT

TABLE OF OPERATION

SIGNAL FACE	PHASE 02+5	02+6	03+8	04+8	FLASH
21	G	G	R	R	Y
22	G	G	R	R	Y
▽ 31,32	~~R~~	~~R~~	~~←~~	~~R~~	~~R~~
▽ 41	~~R~~	~~R~~	~~F Y~~	~~F Y~~	~~R~~
▽ 42,43	R	R	R	G	R
51	~~←~~	~~F Y~~	~~R~~	~~R~~	~~Y~~
61	~~F Y~~	~~F Y~~	~~R~~	~~R~~	~~Y~~
62, 63	R	G	R	R	Y
81, 82	R	R	G	G	R
P21,P22	W	W	DW	DW	DRK
P41,P42	DW	DW	DW	W	DRK
P61,P62	DW	W	DW	DW	DRK
P81,P82	DW	DW	W	W	DRK

SIGNAL FACE I.D.

All Heads L.E.D.

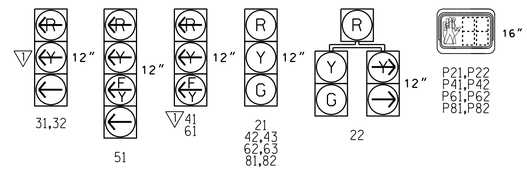

OASIS 2070 LOOP & DETECTOR INSTALLATION CHART

INDUCTIVE LOOPS					DETECTOR PROGRAMMING							
LOOP	SIZE (FT)	DISTANCE FROM STOPBAR (FT)	TURNS	NEW LOOP	PHASE	CALLING	EXTENSION	FULL TIME DELAY	STRETCH TIME	DELAY TIME	SYSTEM LOOP	NEW CARD
2A	6X6	300	5	Y	2	Y	Y	-	-	-	-	Y
2B	6X6	300	5	Y	2	Y	Y	-	-	-	-	Y
3A	6X40	0	2-4-2	Y	3	Y	Y	-	-	-	-	Y
▽ 3B	6X40	0	2-4-2	Y	3	Y	Y	-	-	-	-	Y
4A	6X40	0	2-4-2	Y	4	Y	Y	-	-	-	-	Y
4B	6X40	0	2-4-2	Y	4	Y	Y	-	-	10	-	Y
5A	6X40	0	2-4-2	Y	5	Y	Y	-	-	15	-	Y
					2	Y	Y	Y	-	3	-	Y
6A	6X6	300	5	Y	6	Y	Y	-	-	-	-	Y
6B	6X6	300	5	Y	6	Y	Y	-	-	-	-	Y
8A	6X40	0	2-4-2	Y	8	Y	Y	-	-	10	-	Y

4 Phase
Fully Actuated
NC 42 (East of Clayton)
Signal System #D04-11 Clayton

NOTES

1. Refer to "Roadway Standard Drawings NCDOT" dated January 2018. "Standard Specifications for Roads and Structures" dated January 2018.
2. Do not program signal for late night flashing operation unless otherwise directed by the Engineer.
3. Phase 3 may be lagged.
4. Phase 5 may be lagged.
5. Set all detector units to presence mode.
6. Omit "WALK" and flashing "DON'T WALK" with no pedestrian calls.
7. Program pedestrian heads to countdown the flashing "Don't Walk" time only.
8. Maximum times shown in timing chart are for free-run operation only. Coordinated signal system timing values supersede these values.
9. Closed loop system data:
   Controller Asset #1432.
10. All metal poles and arms should be black in color as specified in the project special provisions.

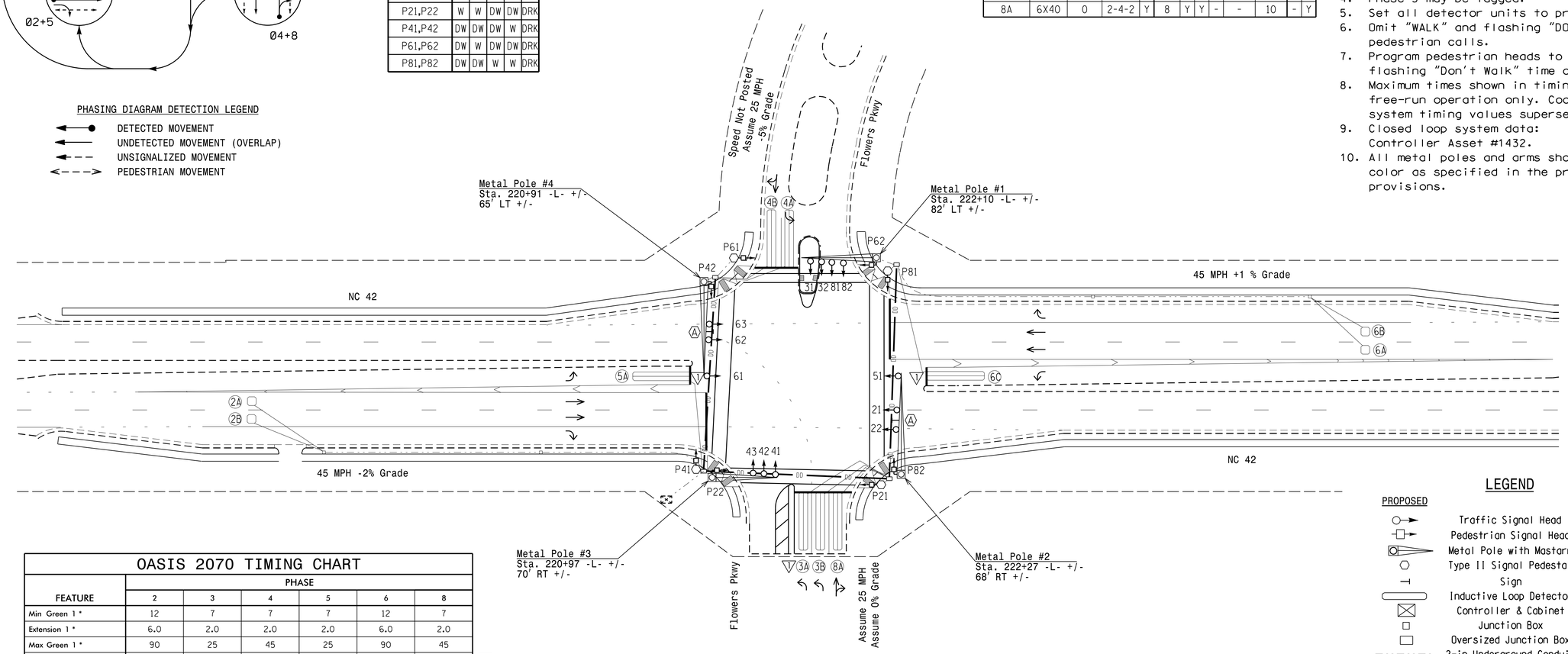

LEGEND

PROPOSED		EXISTING
	Traffic Signal Head	
	Pedestrian Signal Head	
	Metal Pole with Mastarm	
	Type II Signal Pedestal	
	Sign	
	Inductive Loop Detector	
	Controller & Cabinet	
	Junction Box	
	Oversized Junction Box	
	2-in Underground Conduit	
DD	Directional Drill	N/A
N/A	Right of Way	
	Directional Arrow	
Ⓐ	Street Name Sign (D3-1)	Ⓐ

OASIS 2070 TIMING CHART

FEATURE	PHASE 2	3	4	5	6	8	
Min Green 1 *	12	7	7	7	12	7	
Extension 1 *	6.0	2.0	2.0	2.0	6.0	2.0	
Max Green 1 *	90	25	45	25	90	45	
Yellow Clearance	4.7	3.0	3.5	3.0	4.7	3.2	▽
Red Clearance	2.2	3.7	3.6	3.6	2.2	3.5	▽
Red Revert	2.0	2.0	2.0	2.0	2.0	2.0	
Walk 1 *	7	-	7	-	7	7	
Don't Walk 1	22	-	31	-	20	32	
Seconds Per Actuation *	1.8	-	-	-	1.8	-	
Max Variable Initial *	34	-	-	-	34	-	
Time Before Reduction *	15	-	-	-	15	-	
Time To Reduce *	30	-	-	-	30	-	
Minimum Gap	3.0	-	-	-	3.0	-	
Recall Mode	MIN RECALL	-	-	-	MIN RECALL	-	
Vehicle Call Memory	YELLOW	-	-	-	YELLOW	-	
Dual Entry	-	-	-	-	-	ON	
Simultaneous Gap	ON	ON	ON	ON	ON	ON	

* These values may be field adjusted. Do not adjust Min Green and Extension times for phases 2 and 6 lower than what is shown. Min Green for all other phases should not be lower than 4 seconds.

New Installation

REVISION ▽ SEAL

NORTH CAROLINA PROFESSIONAL SEAL 030530 ENGINEER ZACHARY M. LITTLE

DocuSigned by: Zachary M. Little 9/14/2020
0C21EF094F5341F... DATE

Prepared in the Offices of:
Transportation Mobility and Safety Division
Signal Design Section
750 N.Greenfield Pkwy,Garner,NC 27529

SCALE 0 40 1"=40'

NC 42 at Flowers Parkway

Division 4 Johnston County Clayton

PLAN DATE:	January 2018	REVIEWED BY:	C. L. Kalencik
PREPARED BY:	S. W. Cox	REVIEWED BY:	

REVISIONS	INIT.	DATE
▽ Added left turn lane on NB Flowers Parkway, set back left turn stopbars on NC 42. - jrs	ZMR	9/14/2020

DOCUMENT NOT CONSIDERED FINAL UNLESS ALL SIGNATURES COMPLETED

Not a certified document as to the Original Document but Only as to the Revisions - This document originally issued and sealed by Courtney L.Kalencik,040715 on 5/25/2018 This document is only certified as to the revisions.

SIG. INVENTORY NO. 04-1432

14-SEP-2020 14:09
R:\Traffic\Signals\Designs\Signals\04-1432\04i432_sig_dsn_2020mod.dgn
jrsperce