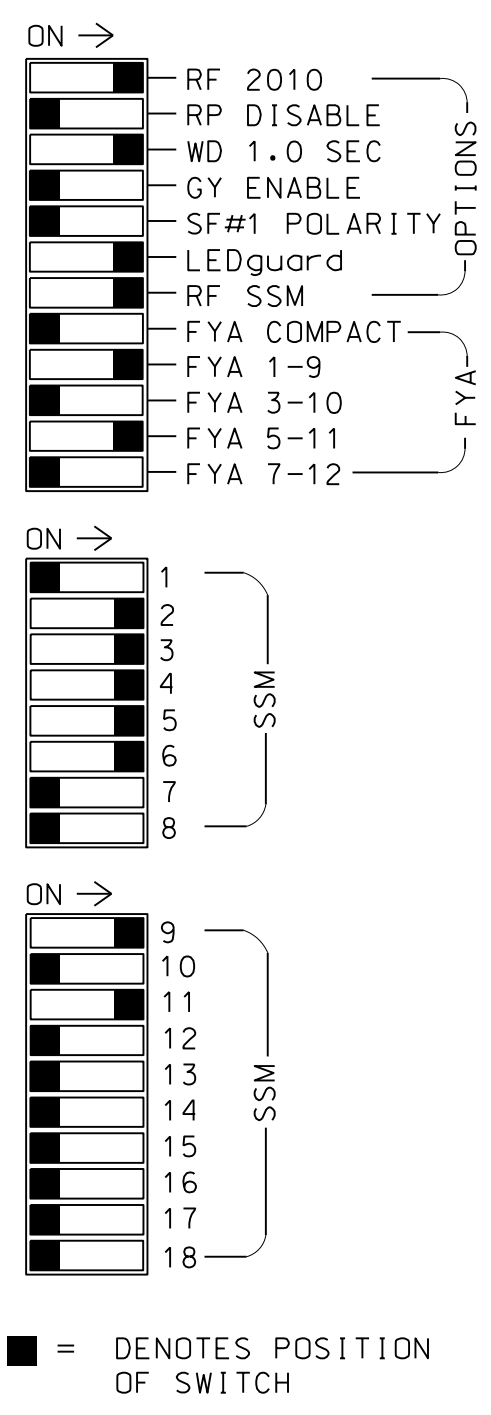
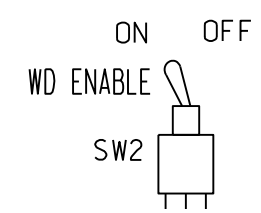



### EDI MODEL 2018ECL-NC CONFLICT MONITOR PROGRAMMING DETAIL

(remove jumpers and set switches as shown)

REMOVE DIODE JUMPERS 1-5, 1-6, 1-9, 1-11, 2-5, 2-6, 2-9, 2-11, 5-9, 5-11, 6-9, 6-11 AND 9-11.



**NOTES:**

- Card is provided with all diode jumpers in place. Removal of any jumper allows its channels to run concurrently.
- Ensure jumpers SEL2-SEL5 and SEL9 are present on the monitor board.
- Ensure that Red Enable is active at all times during normal operation.
- Connect serial cable from conflict monitor to comm. port 1 of 2070 controller. Ensure conflict monitor communicates with 2070.

REMOVE JUMPERS AS SHOWN

### NOTES

- To prevent "flash-conflict" problems, insert red flash program blocks for all unused vehicle load switches in the output file. The installer shall verify that signal heads flash in accordance with the Signal Plans.
- Enable Simultaneous Gap-Out for all phases.
- Program phases 2 and 6 for Gap Reduction.
- Program phases 2 and 6 for Start Up In Green.
- Program phases 2 and 6 for Yellow Flash and overlap 1 as Wag Overlaps.

### EQUIPMENT INFORMATION

CONTROLLER.....2070  
 CABINET.....332 W/ AUX  
 SOFTWARE.....ECONOLITE OASIS  
 CABINET MOUNT.....BASE  
 OUTPUT FILE POSITIONS...18 WITH AUX. OUTPUT FILE  
 LOAD SWITCHES USED.....S1,S2,S4,S5,S7,S8,  
 AUX S1,AUX S4  
 PHASES USED.....1,2,3,4,5,6  
 OVERLAP "A".....1+2  
 OVERLAP "B".....NOT USED  
 OVERLAP "C".....5+6  
 OVERLAP "D".....NOT USED

### SIGNAL HEAD HOOK-UP CHART

LOAD SWITCH NO.	S1	S2	S3	S4	S5	S6	S7	S8	S9	S10	S11	S12	AUX S1	AUX S2	AUX S3	AUX S4	AUX S5	AUX S6
CMU CHANNEL NO.	1	2	13	3	4	14	5	6	15	7	8	16	9	10	17	11	12	18
PHASE	1	2	2 PED	3	4	4 PED	5	6	6 PED	7	8	8 PED	OLA	OLB	SPARE	OLC	OLD	SPARE
SIGNAL HEAD NO.	11	21,22	NU	31	32	41	42	NU	42	51	61,62	NU	NU	NU	NU	51	NU	NU
RED		128		116	116	101	101		*		134							
YELLOW	*	129		117	117	102	102				135							
GREEN		130		118	118	103	103				136							
RED ARROW													A121			A114		
YELLOW ARROW								132					A122			A115		
FLASHING YELLOW ARROW													A123			A116		
GREEN ARROW	127			118		103		133	133									

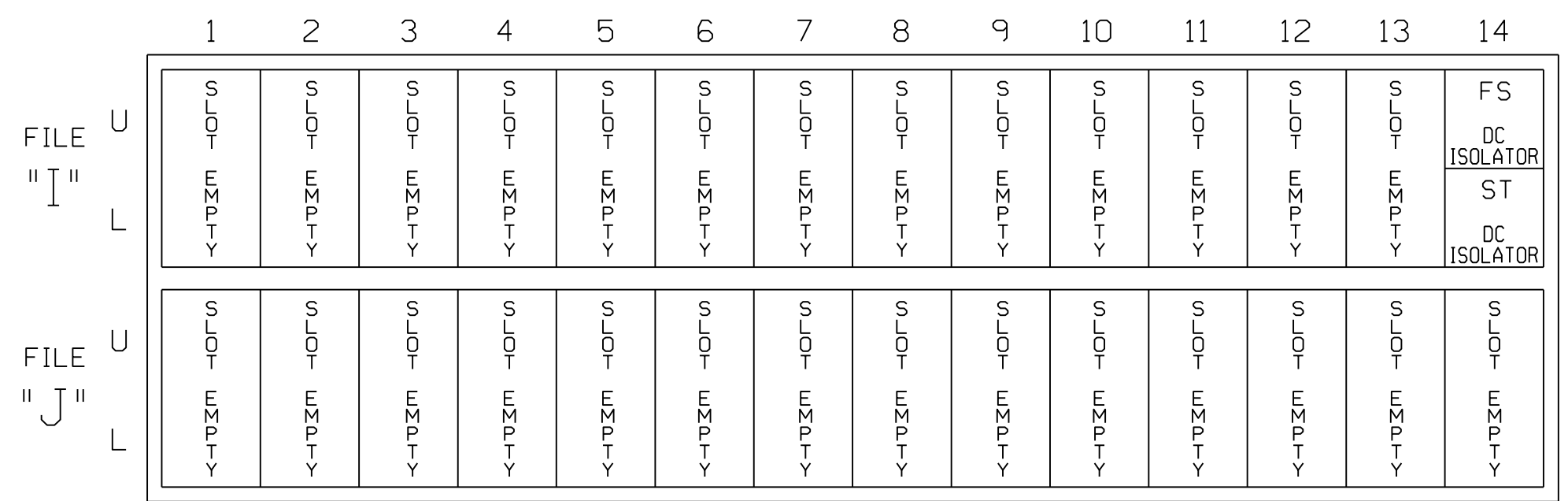
NU = Not Used

\* Denotes install load resistor. See load resistor installation detail this sheet.

★ See pictorial of head wiring in detail below.

### INPUT FILE POSITION LAYOUT


(front view)



EX. : 1A, 2A, ETC. = LOOP NO.'S

FS = FLASH SENSE  
 ST = STOP TIME

INPUT FILE POSITION LEGEND: J2L

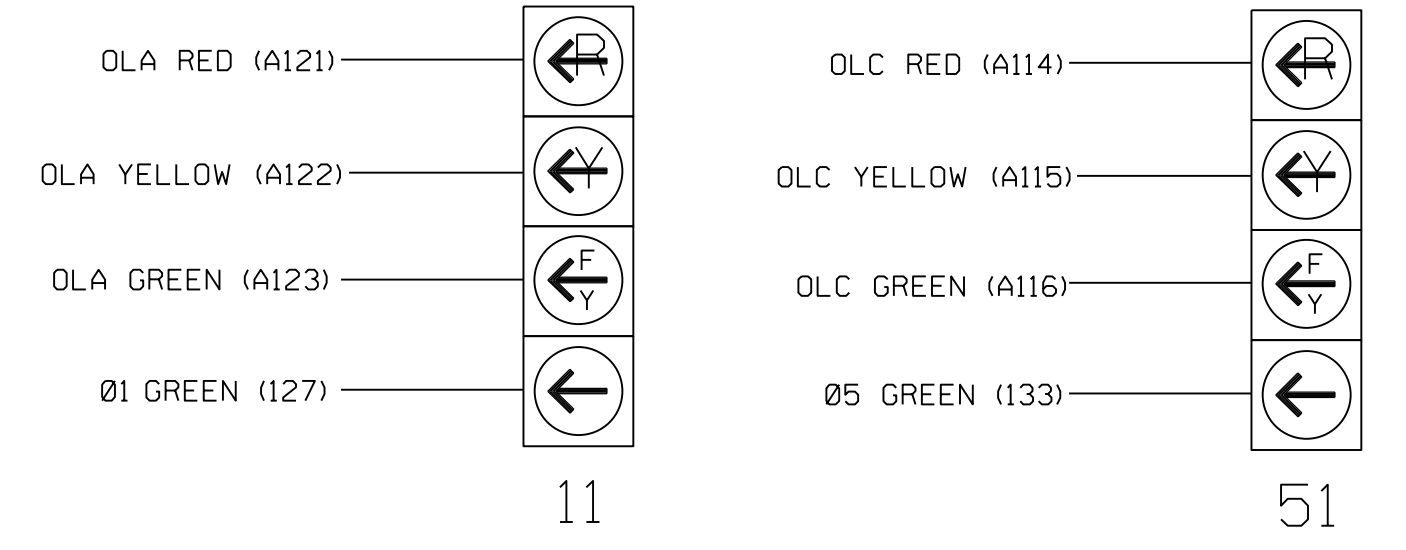


### SPECIAL DETECTOR NOTE

Install a video detection system for vehicle detection. Perform installation according to manufacturer's directions and NCDOT engineer-approved mounting locations to accomplish the detection schemes shown on the Signal Design Plans.

### FYA SIGNAL WIRING DETAIL

(wire signal heads as shown)



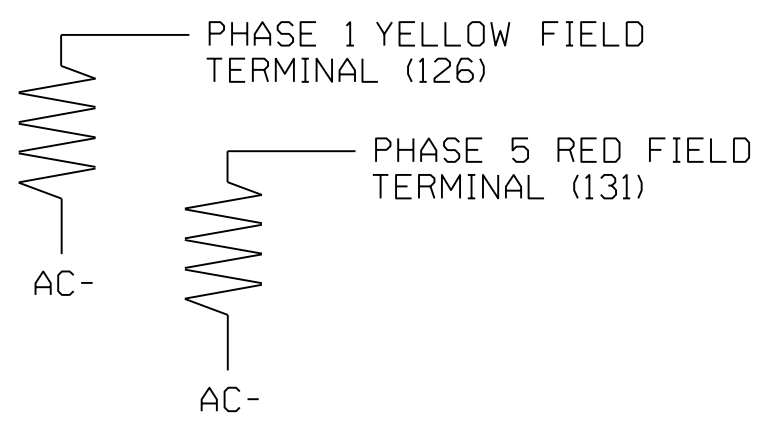
**NOTE**

The sequence display for signal heads 11 and 51 requires special logic programming. See sheet 2 for programming instructions.

### LOAD RESISTOR INSTALLATION DETAIL

(install resistors as shown below)

VALUE (ohms)	WATTAGE
1.5K - 1.9K	25W (min)
2.0K - 3.0K	10W (min)



THIS ELECTRICAL DETAIL IS FOR THE SIGNAL DESIGN: 04-1412T1  
 DESIGNED: January 2018  
 SEALED: 5/25/2018  
 REVISED: N/A

Temporary Design 1 (TMP Phase 1)  
 Electrical Detail - Sheet 1 of 2

DOCUMENT NOT CONSIDERED FINAL UNLESS ALL SIGNATURES COMPLETED

ELECTRICAL AND PROGRAMMING DETAILS FOR: Prepared for the Offices of:  STATE OF NORTH CAROLINA PROFESSIONAL ENGINEER SEAL 07438 JAMES O. DEATON	NC 42 at SR 1704 (Neuse River Parkway) / Queen Ann Drive Johnston County Clayton	
	PLAN DATE: January 2018 PREPARED BY: M W Valch	REVIEWED BY: J O Deaton REVIEWED BY:
REVISIONS INIT. DATE	REVISIONS INIT. DATE	REVISIONS INIT. DATE

5/25/2018  
 L:\Morr\SV\11\k\oasis\3825B\Tr-off\cns\signal\col\col\1412T1e-00-192.dgn  
 5/25/2018  
 L:\Morr\SV\11\k\oasis\3825B\Tr-off\cns\signal\col\col\1412T1e-00-192.dgn

Prepared by  
  
 URS Corporation - North Carolina  
 1600 Perimeter Park Drive  
 Morrisville, North Carolina 27560  
 TELEPHONE (919) 461-1100 FAX (919) 461-1415  
 NC LICENSE # C-2243

DocuSigned by:  
  
 40FFBAC430B040F  
 5/25/2018  
 SIG. INVENTORY NO. 04-1412T1