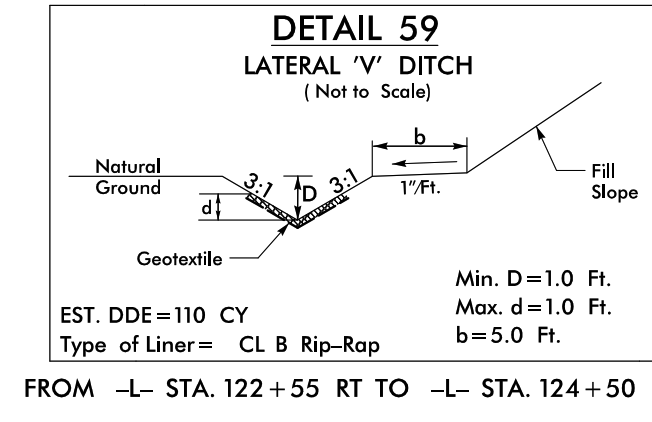
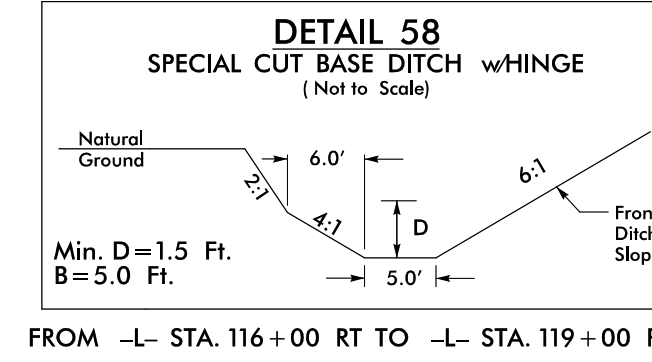
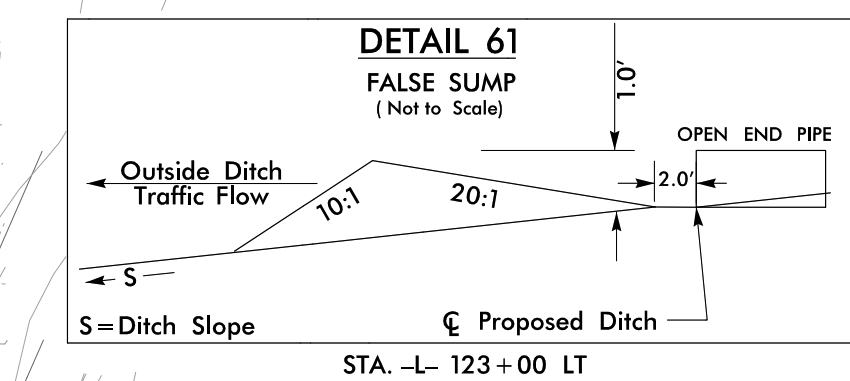
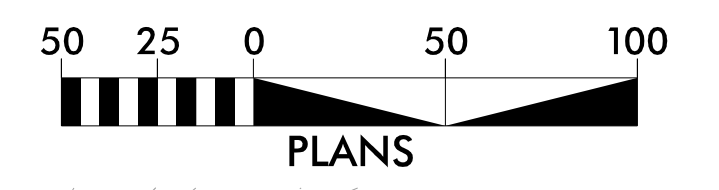


**ENVIRONMENTALLY SENSITIVE AREA**  
 SEE PROJECT SPECIAL PROVISIONS

**CLEARING AND GRUBBING**  
**EROSION CONTROL FOR**  
**CONSTRUCTION SHEET 12**

**INSTALL INLET PROTECTION IN**  
**ACCORDANCE WITH ENGINEER'S**  
**RECOMMENDATIONS**



**50' x 25' x 3'**  
**1.5 inch Skimmer**  
**with 1.0 inch**  
**Orifice Diameter**  
**4 ft. weir**  
**ID 12.1**

**Place Matting for Erosion**  
**Control in Temporary Ditches**  
**and Diversions.**

**65' x 12' x 3'**  
**ID 12.2**

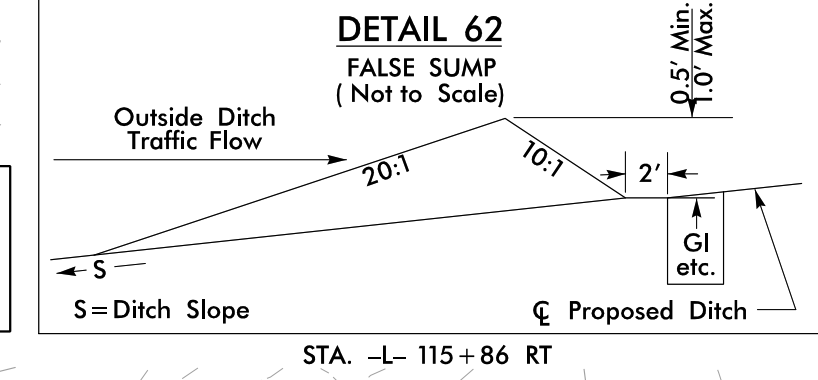
**45' x 16' x 3'**  
**ID 12.3**

**55' x 15' x 3'**  
**ID 12.4**

**Place Matting for Erosion**  
**Control in Temporary Ditches**  
**and Diversions.**

**NOTE:**  
**PERIMETER EROSION CONTROL MEASURES SHALL BE**  
**INSTALLED DURING CLEARING AND GRUBBING PHASE.**

**NOTE:**  
**PLACE TEMPORARY ROCK SEDIMENT DAMS TYPE - B**  
**AND TEMPORARY ROCK SILT CHECKS TYPE - A AT**  
**DRAINAGE OUTLETS.**



**NEUSE COLONY**  
**ASSOCIATION INC.**  
 DB 1359 PG 589  
 ACQUISITION OF WHITE  
 VINYL FENCE LOCATED  
 ON PARCEL 24-60

**FOR -L- PROFILE SEE SHEET 28**  
**FOR -YIOB- PROFILE SEE SHEET 35**

REVISIONS

MATCHLINE -L- STA. 114+00.00 SEE PLAN SHEET EC-31

MATCHLINE -L- STA. 127+00.00 SEE PLAN SHEET EC-33