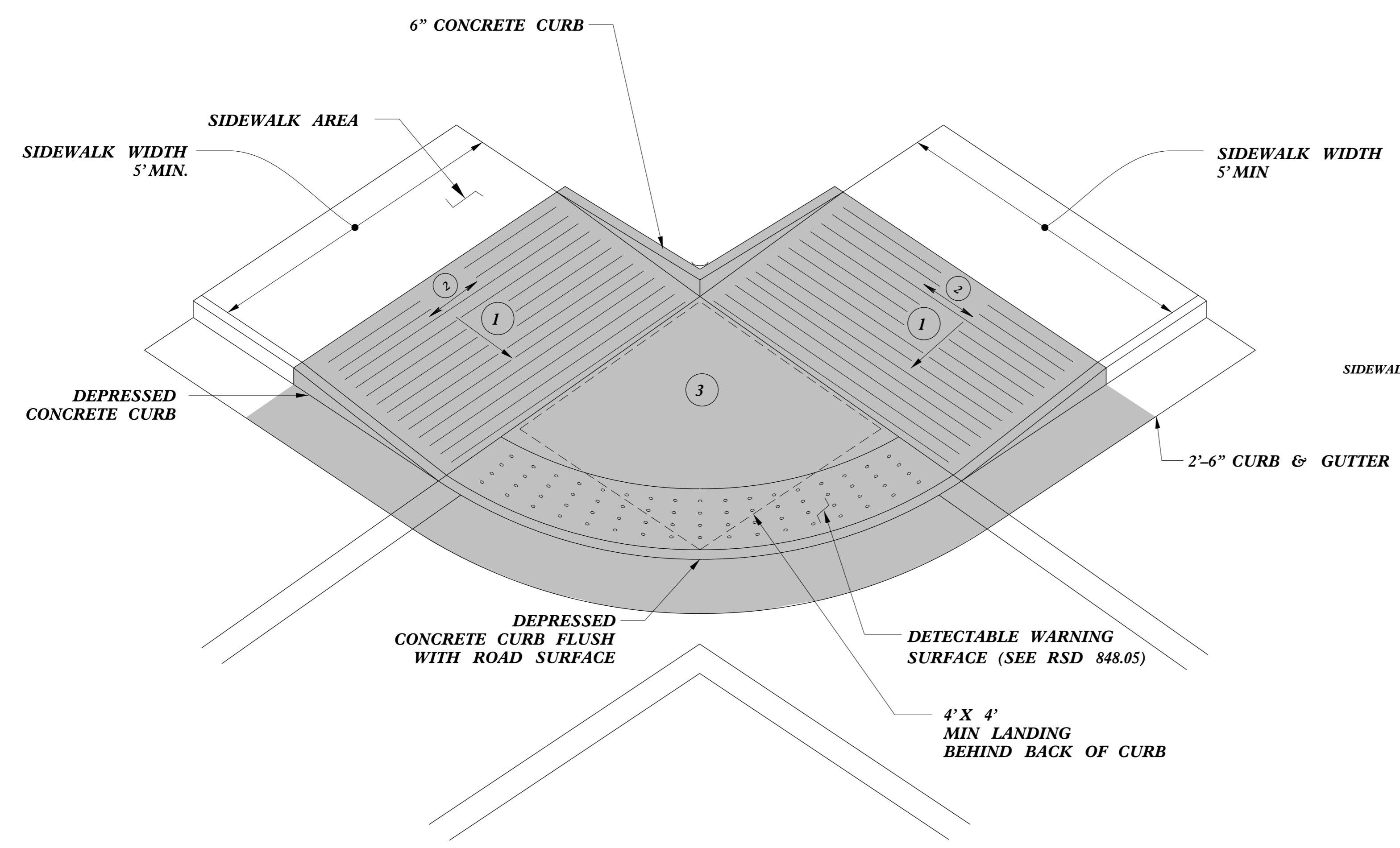


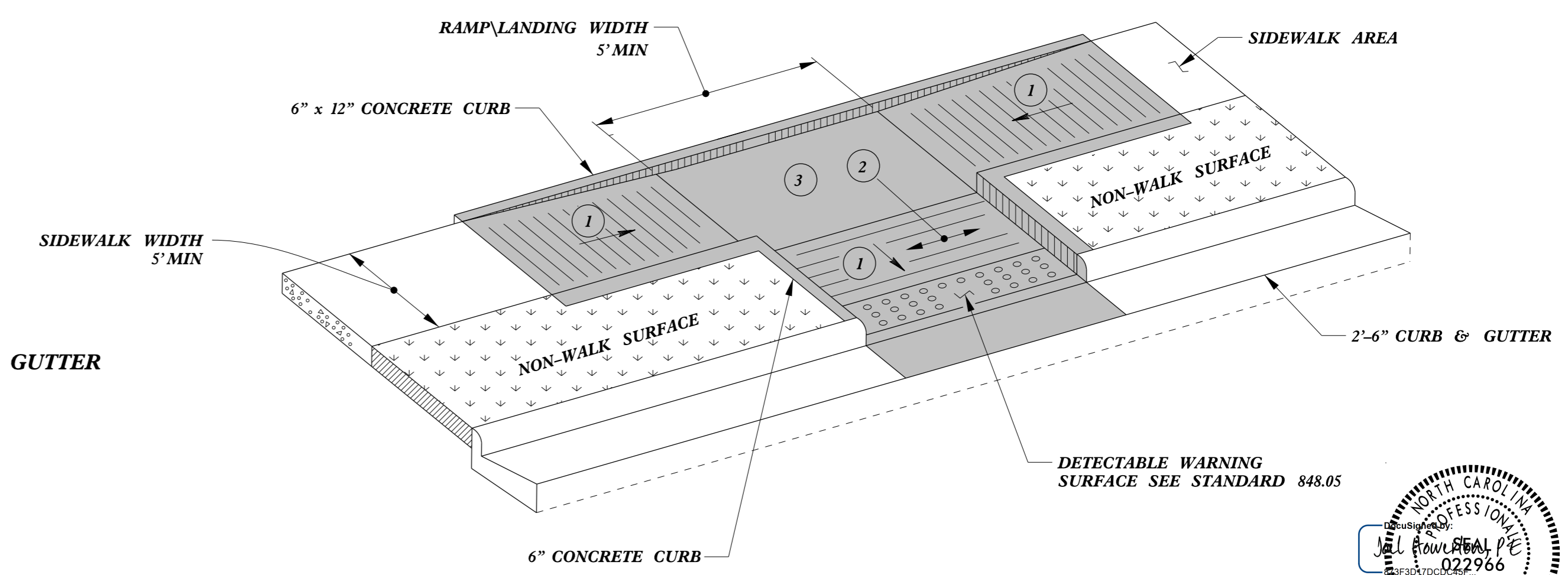
**TYPE 2**

PAY LIMITS FOR 1 CURB RAMP


- 1 8.33% (12:1) MAX RAMP SLOPE
- 2 CROSS SLOPE: 2.00%
- 3 CURB RAMPS REQUIRE A (4'-0") MINIMUM LANDING WITH A MAXIMUM CROSS SLOPE AND LONGITUDINAL SLOPE OF 2.00% WHERE PEDESTRIANS PERFORM TURNING MANEUVERS. SLOPE TO DRAIN TO CURB.



**TYPE 2A**



**TYPE 3**



DOCUMENT NOT CONSIDERED FINAL UNLESS ALL SIGNATURES COMPLETED

**CONTRACT STANDARDS AND DEVELOPMENT UNIT**  
Office 919-707-6950 FAX 919-250-4119

**CURB RAMPS**  
Parallel Ramps

ORIGINAL BY: J.S. HOWERTON DATE: 7/7/11  
 MODIFIED BY: DATE:  
 CHECKED BY: DATE:  
 FILE SPEC.: stds/2012CurbRamp/CurbRampDetails.dgn

REFER TO ROADWAY STANDARD DRAWING NUMBER 848.05 SHEET 3 OF 3 FOR ALL RAMP NOTES

5/14/99  
C:\P\2012\STDS\2012CurbRamp\CURBRAMPDETAILS.DGN