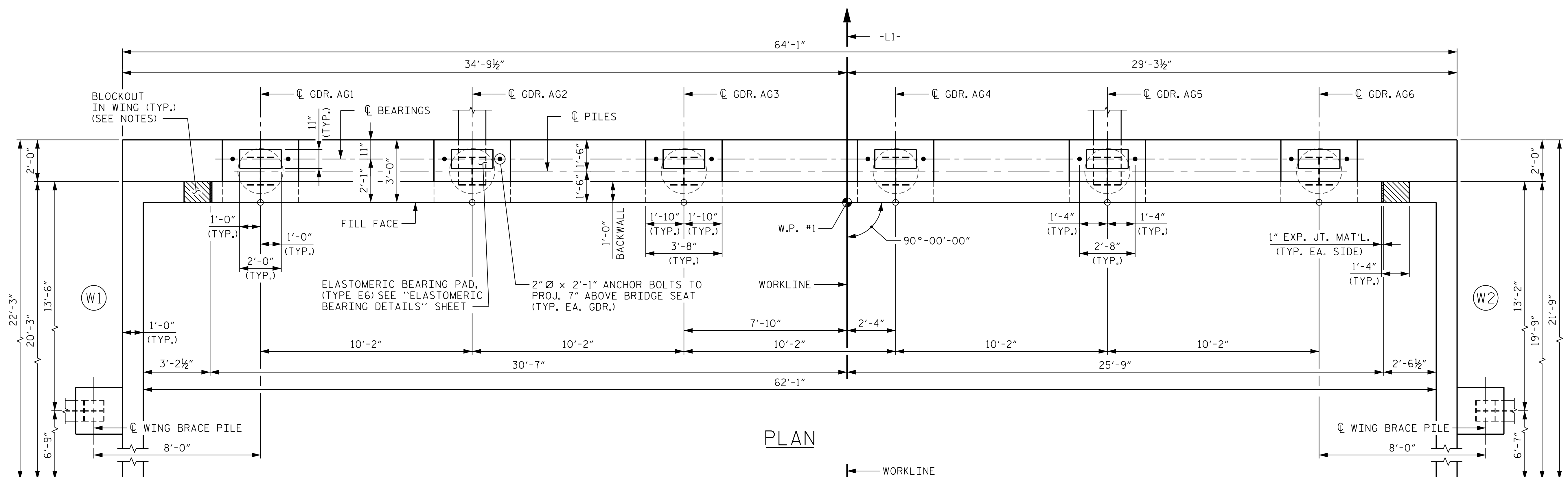
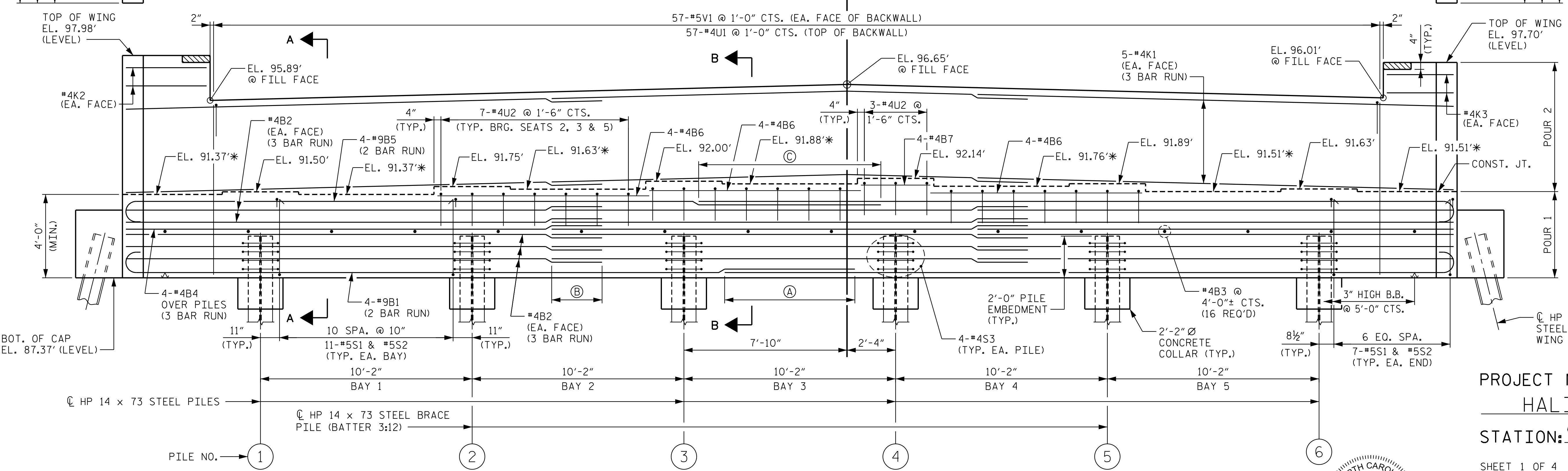


NOTES:
 FOR NOTES, SEE "END BENT 1" SHEET 2 OF 4.
 FOR "SECTION A-A", SEE "END BENT 1" SHEET 4 OF 4.
 FOR "SECTION B-B", SEE "END BENT 1" SHEET 4 OF 4.



PLAN




ELEVATION

* FOR LOCATION OF ELEVATION BETWEEN BRIDGE SEATS, SEE "SECTION A-A", SHEET 4 OF 4.

- (A) 6'-3" MIN. SPLICE (#9B1 BARS)
- (B) 2'-5" MIN. SPLICE (#4B2, #4B4 & #4K1 BARS)
- (C) 8'-9" MIN. SPLICE (#9B5 BARS)

PROJECT NO. R-3822
 HALIFAX COUNTY
 STATION: 99+17.60 -L1-

SHEET 1 OF 4
 STATE OF NORTH CAROLINA
 DEPARTMENT OF TRANSPORTATION
 RALEIGH
 SUBSTRUCTURE
 END BENT 1
 PLAN AND ELEVATION



Kimley-Horn
 421 Fayetteville Street, Suite 600
 Raleigh, NC 27601-1772
 Phone (919) 677-2000 NC LICENSE # F-0102

REVISIONS						SHEET NO.
NO.	BY:	DATE:	NO.	BY:	DATE:	S-40
1			3			TOTAL SHEETS
2			4			58

**DOCUMENT NOT CONSIDERED FINAL
 UNLESS ALL SIGNATURES COMPLETED**

5/14/2018 K:\BIDI_Structures\Bridges\NC\01036392 - R-3822\cadd\Drawn\B3822.SMU_EL-410208.dgn

DRAWN BY: D. D. LOWERY DATE: 03/18
 CHECKED BY: C. I. POOLE DATE: 03/18
 DESIGN ENGINEER OF RECORD: S. A. DENNEY DATE: 03/18

This document, together with the concepts and designs presented herein, is an integral part of the project. It is to be used only for the specific project and site. Any other use, without written authorization and approval by Kimley-Horn and Associates, Inc. shall be without liability to Kimley-Horn and Associates, Inc.
 Copyright Kimley-Horn and Associates, Inc. 2018