

GUARDRAIL ANCHOR ASSEMBLY DETAILS

NOTES

THE GUARDRAIL ANCHOR ASSEMBLY SHALL CONSIST OF A 1/4" HOLD DOWN PLATE AND 7 - 7/8" Ø BOLTS WITH NUTS AND WASHERS.

THE HOLD-DOWN PLATE SHALL CONFORM TO AASHTO M270 GRADE 36. AFTER FABRICATION, THE HOLD-DOWN PLATE SHALL BE HOT-DIP GALVANIZED IN ACCORDANCE WITH AASHTO M111.

BOLTS SHALL CONFORM TO THE REQUIREMENTS OF ASTM A307 AND NUTS SHALL CONFORM TO THE REQUIREMENTS OF AASHTO M291. BOLTS, NUTS AND WASHERS SHALL BE GALVANIZED. AT THE CONTRACTOR'S OPTION, STAINLESS STEEL BOLTS, NUTS AND WASHERS MAY BE USED AS AN ALTERNATE FOR THE 7/8" Ø GALVANIZED BOLTS, NUTS AND WASHERS. THEY SHALL CONFORM TO OR EXCEED THE MECHANICAL REQUIREMENTS OF ASTM A307. THE USE OF THIS ALTERNATE SHALL BE APPROVED BY THE ENGINEER.

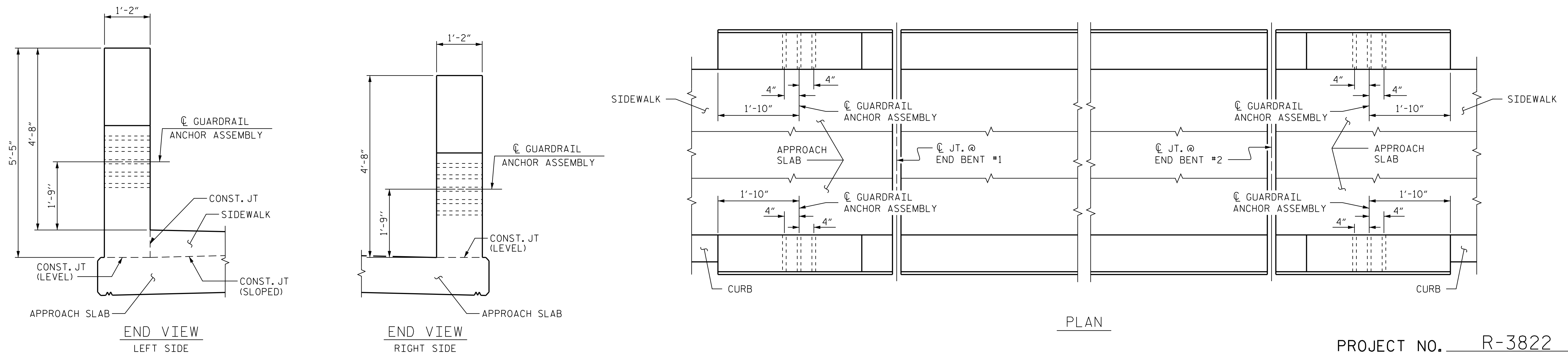
THE GUARDRAIL ANCHOR ASSEMBLY IS REQUIRED AT ALL POINTS WHERE APPROACH GUARDRAIL IS TO BE ATTACHED TO THE END OF THE PARAPET. FOR POINTS OF ATTACHMENT, SEE SKETCH.

AFTER INSTALLATION, THE EXPOSED THREAD OF THE BOLT SHALL BE BURRED WITH A SHARP POINTED TOOL.

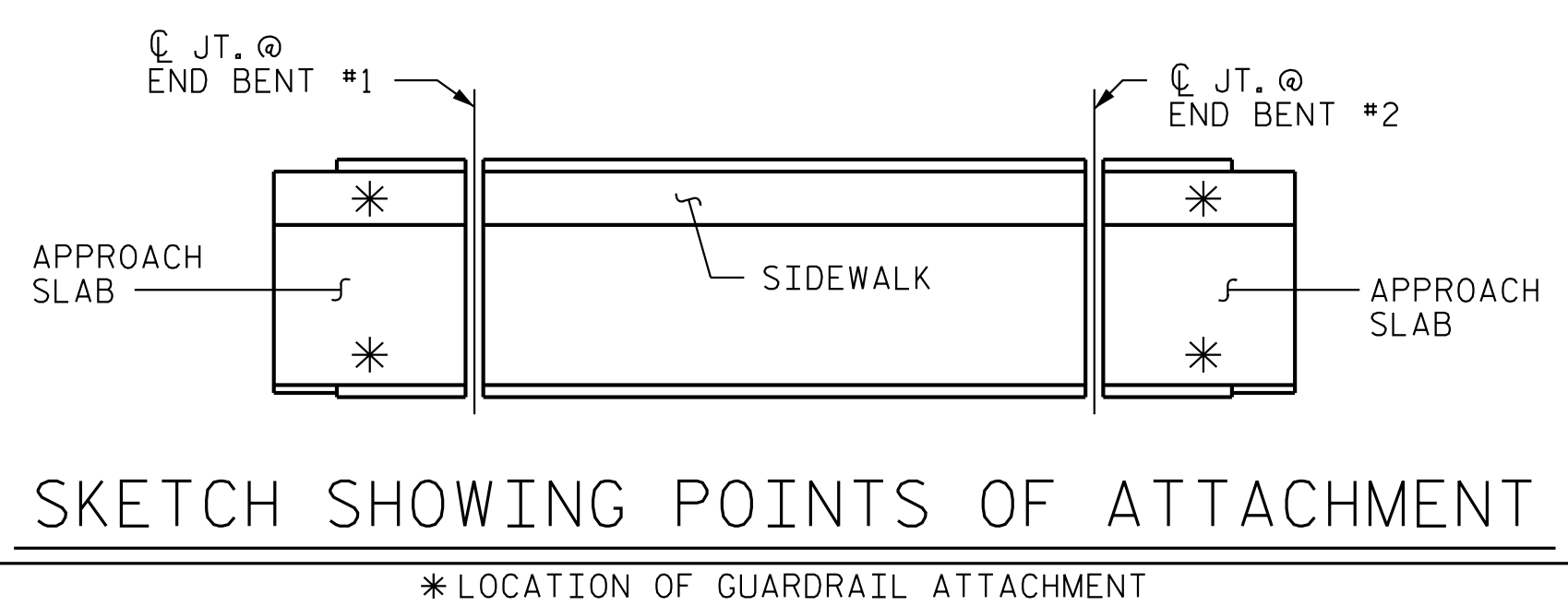
THE COST OF THE GUARDRAIL ANCHOR ASSEMBLIES WITH BOLTS, NUTS AND WASHERS COMPLETE IN PLACE, SHALL BE INCLUDED IN THE VARIOUS PAY ITEMS.

THE VERTICAL REINFORCING BARS MAY BE SHIFTED SLIGHTLY IN THE END POST TO CLEAR ASSEMBLY BOLTS.

THE 1/4" Ø HOLES SHALL BE FORMED OR DRILLED WITH A CORE BIT, IMPACT TOOLS WILL NOT BE PERMITTED. ANY CONCRETE DAMAGED BY THIS WORK SHALL BE REPAIRED TO THE SATISFACTION OF THE ENGINEER.




LOCATION OF GUARDRAIL ANCHOR AT END POST



SKETCH SHOWING POINTS OF ATTACHMENT
* LOCATION OF GUARDRAIL ATTACHMENT

PROJECT NO. R-3822
HALIFAX COUNTY
 STATION: 99+17.60 -L1-



Kimley»Horn
 421 Fayetteville Street, Suite 600
 Raleigh, NC 27601-1772
 Phone (919) 677-2000 NC LICENSE # F-0102

STATE OF NORTH CAROLINA
 DEPARTMENT OF TRANSPORTATION
 RALEIGH
 STANDARD
 GUARDRAIL ANCHORAGE
 DETAILS
 FOR METAL RAILS

REVISIONS						SHEET NO.
NO.	BY:	DATE:	NO.	BY:	DATE:	S-32
1			3			TOTAL SHEETS
2			4			58

**DOCUMENT NOT CONSIDERED FINAL
 UNLESS ALL SIGNATURES COMPLETED**

This document, together with the concepts and designs presented herein, is an integral part of the contract. It is to be used only for the specific project and site. Any written authorization and adoption by Kimley-Horn and Associates, Inc. shall be without liability to Kimley-Horn and Associates, Inc.
 Copyright Kimley-Horn and Associates, Inc. 2018

K:\BIDI_Structures\Bridges\NC\01036392 - R-3822\Cad\Drawn\3822.SMU.GR-410208.dgn 5/14/2018

ASSEMBLED BY : D. D. LOWERY	DATE : 03/18
CHECKED BY : A. L. PHILLIPS	DATE : 03/18
DRAWN BY : MAA 5/10	REV. 6/13 MAA/GM
CHECKED BY : GM 5/10	REV. 1/15 MAA/TMG
	REV. 12/17 MAA/THC