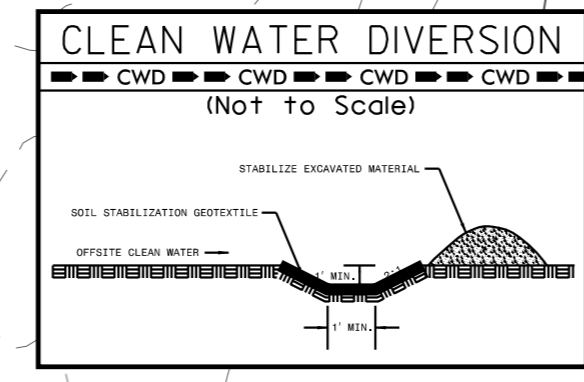


PI Sta 105+22.53
 $\Delta = 18' 46'' 18.0'' (RT)$
 $D = 5' 43' 46.5''$
 $L = 327.63'$
 $T = 165.29'$
 $R = 1,000.00'$
 $e = 3.6$
 $R_w = 108'$

PI Sta 9+39.38
 $\Delta = 2' 58' 37.7'' (LT)$
 $D = 11' 27' 33.0''$
 $L = 25.98'$
 $T = 12.99'$
 $R = 1,500.00'$

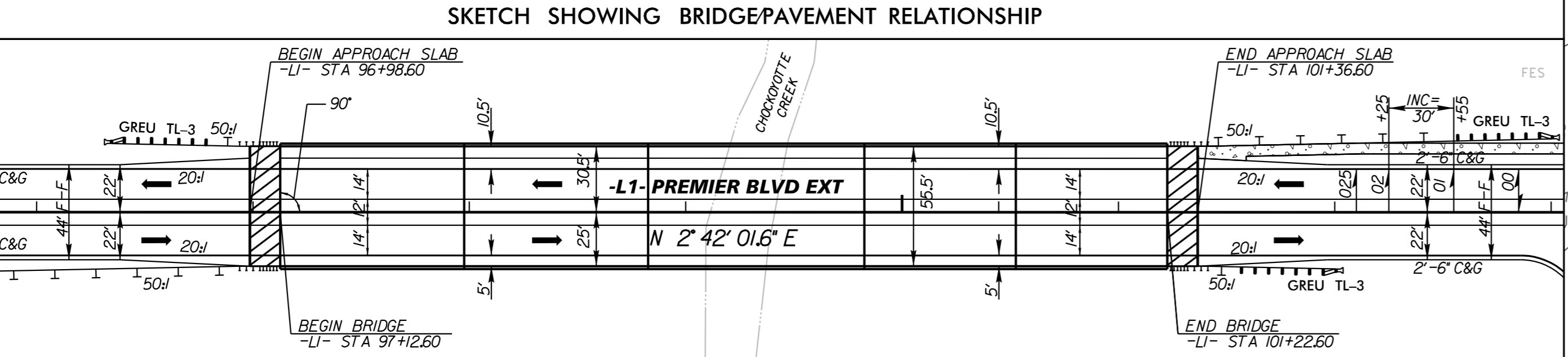
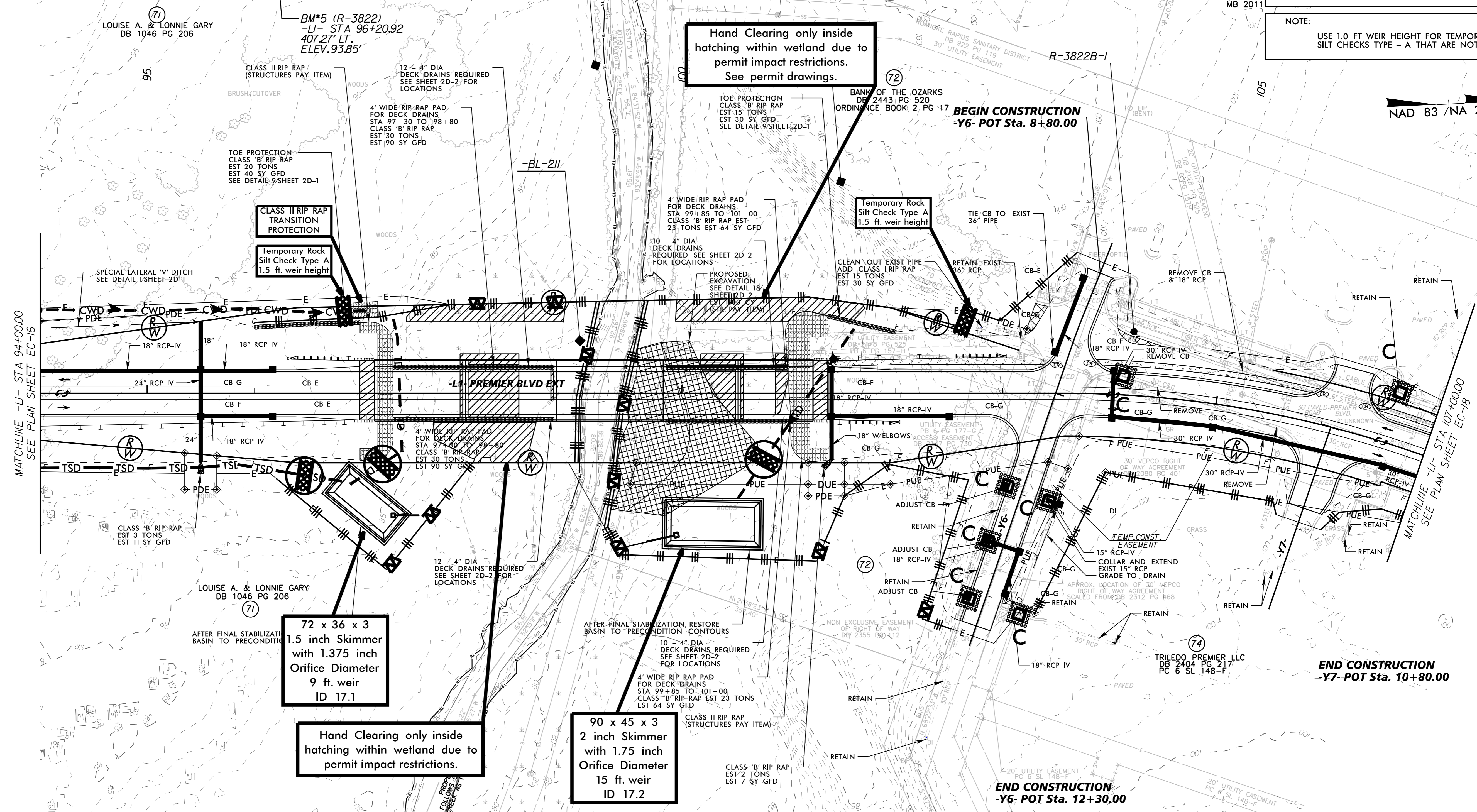


Hand Clearing only inside hatching within wetland due to permit impact restrictions. See permit drawings.

NOTE: PLACE TEMPORARY ROCK SEDIMENT DAMS TYPE - B AND TEMPORARY ROCK SILT CHECKS TYPE - A AT DRAINAGE OUTLETS.

NOTE: USE 1.0 FT WEIR HEIGHT FOR TEMPORARY ROCK SILT CHECKS TYPE - A THAT ARE NOT LABELED.

NAD 83 / NA 2011



SEE SHEET NO. 27 FOR -L1- PROFILE
 SEE SHEET NO. 29 FOR -Y6- PROFILE
 SEE SHEET NO. 29 FOR -Y7- PROFILE

REVISIONS

6/28/2018