

CONFIDENTIAL AND PROPRIETARY PROPERTY OF
EBDG - NC, PLLC
 MAY NOT BE USED FOR CONSTRUCTION OR PROVIDED TO
 ANY THIRD PARTIES WITHOUT PRIOR WRITTEN CONSENT.
 © 2018 ELLIOTT BAY DESIGN GROUP.

REVISION HISTORY					
REV	ZONE	DESCRIPTION	DWN	DATE	APVD
A	2-4A 2-3C	1. REVERSED EOS DOOR SWING 2. REVISED MAIN DECK REFUGE AREA	KAJ	08/03/18	KAJ

- GENERAL NOTES**
1. VESSEL TO BE CONSTRUCTED IN ACCORDANCE WITH 46 CFR SUBCHAPTER H REGULATIONS.
 2. FRAME SPACING IS 24" UNLESS NOTED OTHERWISE.
 3. OWNER TO SUPPLY A CERTIFICATE OF ALTERNATE COMPLIANCE APPROVED BY THE UNITED STATES COAST GUARD WHICH ALLOWS FOR THE USE OF HINGED, DOGGED WATERTIGHT DOORS BELOW THE BULKHEAD DECK IN WAY OF ESCAPE ROUTES.

VESSEL PARTICULARS

LENGTH OVERALL:	183'-7"
LENGTH DESIGN LOAD WATERLINE:	178'-0 3/8"
BEAM, MOLDED:	46'-0"
BEAM OVER GUARDS:	46'-10"
DEPTH AT SIDE:	10'-6"
DRAFT AT DLWL:	4'-6"
FREEBOARD AT SIDE:	6'-0"
TOTAL PASSENGER CAPACITY:	300 MAX.
VEHICLE CAPACITY:	40 SV

- REFERENCES**
1. 18026-200-832-1 TECHNICAL SPECIFICATION
 2. 18026-200-101-0 PROFILES AND DECK ARRANGEMENTS
 3. 46 CFR SUBCHAPTER H
 4. NVIC 9-97 CH.1

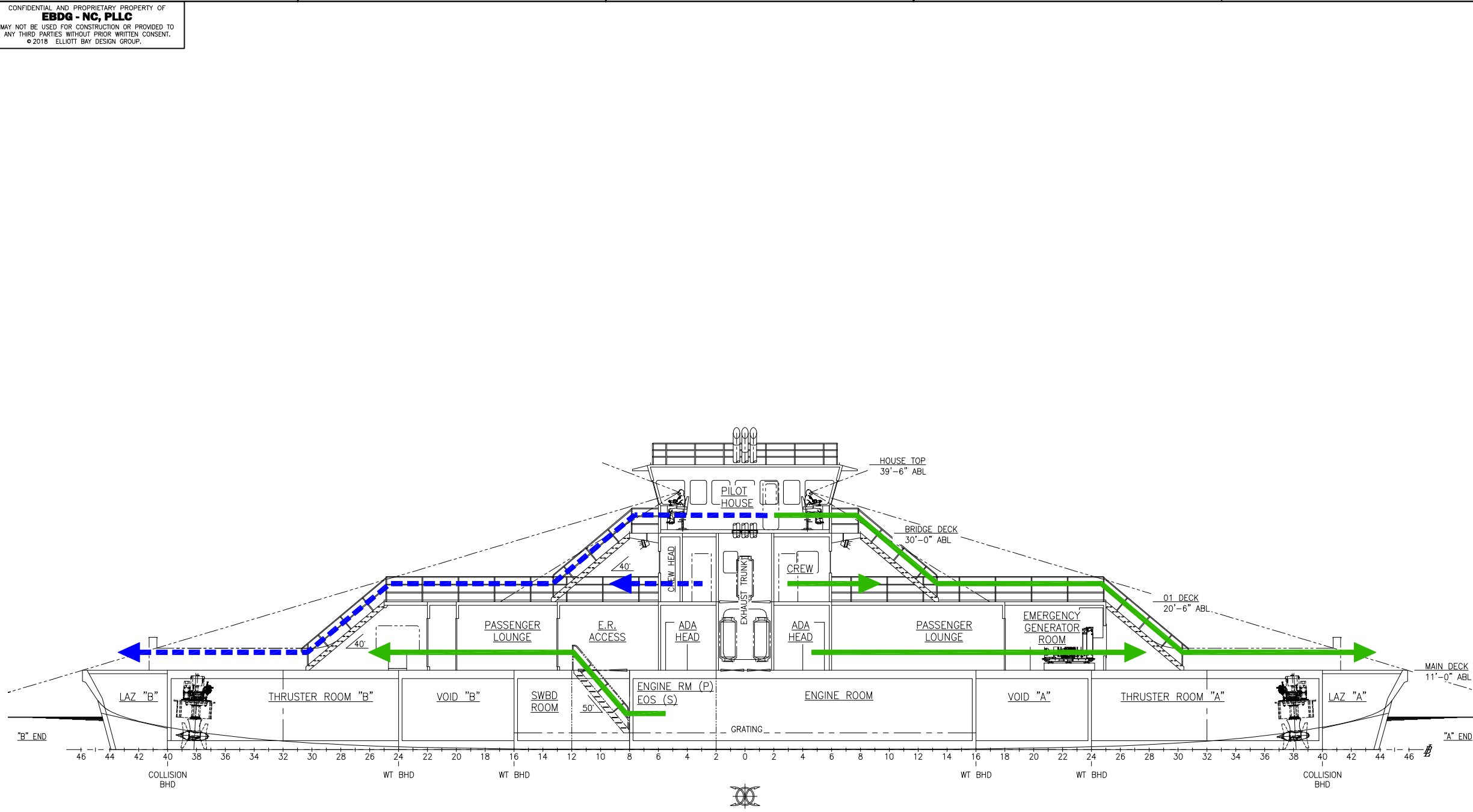


Elliott Bay Design Group
 North Carolina, PLLC

CLIENT: NORTH CAROLINA D.O.T.
 RALEIGH, NORTH CAROLINA
 PROJECT: DOUBLE-ENDED AZIMUTH DRIVE FERRY

EMERGENCY EVACUATION PLAN

SIZE	D	DWG NO.	18026-200-101-8	REV	A
SCALE	1/8"=1'-0"	FILE NAME	18026-200-101-8-	SHEET	1 OF 3
DWN	MWR	MOD	NJB	CD	NJB
APVD	KAJ	APVD DATE	7/25/18		



INBOARD PROFILE

- ← PRIMARY MEANS OF ESCAPE
- ← SECONDARY MEANS OF ESCAPE



8/3/2018 3:06:58 PM

CONFIDENTIAL AND PROPRIETARY PROPERTY OF
EBDG - NC, PLLC
 MAY NOT BE USED FOR CONSTRUCTION OR PROVIDED TO
 ANY THIRD PARTIES WITHOUT PRIOR WRITTEN CONSENT.
 ©2018 ELLIOTT BAY DESIGN GROUP.

GENERAL NOTES

HOLD

THRUSTER ROOM A & B (NORMALLY UNOCCUPIED)
 PRIMARY: W.T. DOORS TO STAIRS
 SECONDARY: V.L. TO ESCAPE HATCH IN MAIN DECK

VOID A & B (NORMALLY UNOCCUPIED)
 PRIMARY: W.T. DOORS TO STAIR
 SECONDARY: V.L. TO ESCAPE HATCH IN MAIN DECK

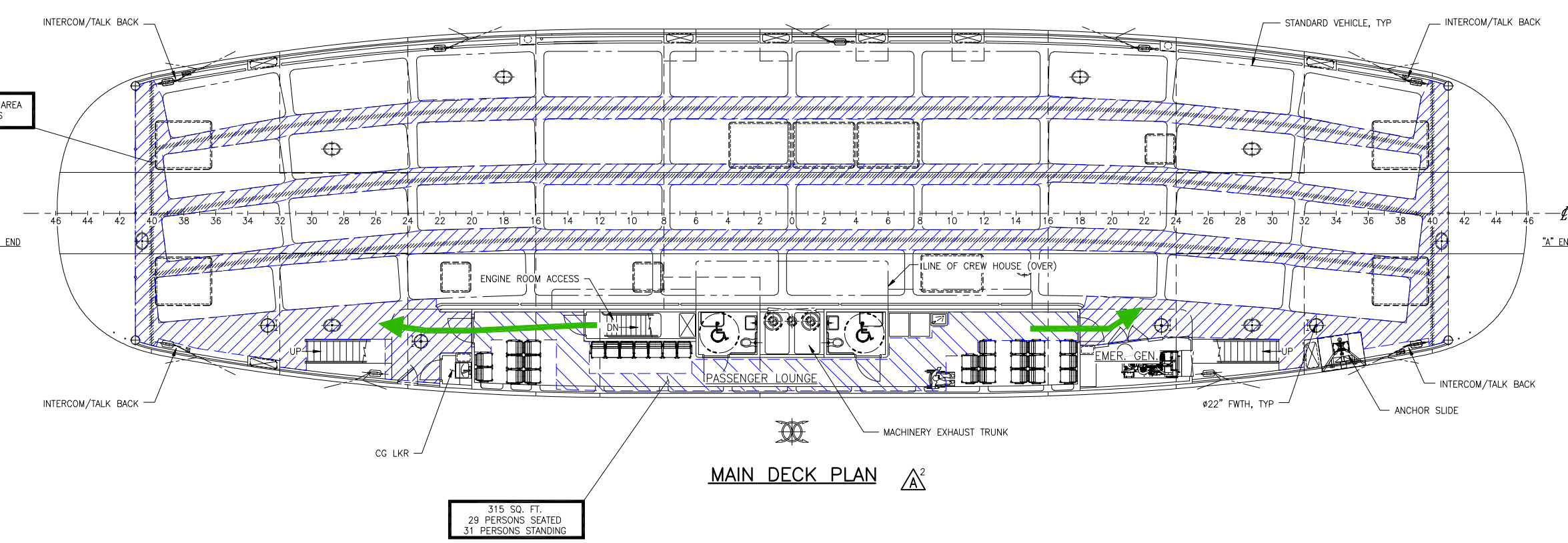
ENGINE ROOM (NORMALLY OCCUPIED)
 PRIMARY: TO SWBD ROOM, UP STAIR
 SECONDARY: W.T. DOOR TO VOID A, UP V.L. TO MAIN DECK

SWITCHBOARD ROOM & EOS (NORMALLY OCCUPIED)
 PRIMARY: UP STAIR
 SECONDARY: W.T. DOORS TO VOID B, UP V.L. TO MAIN DECK

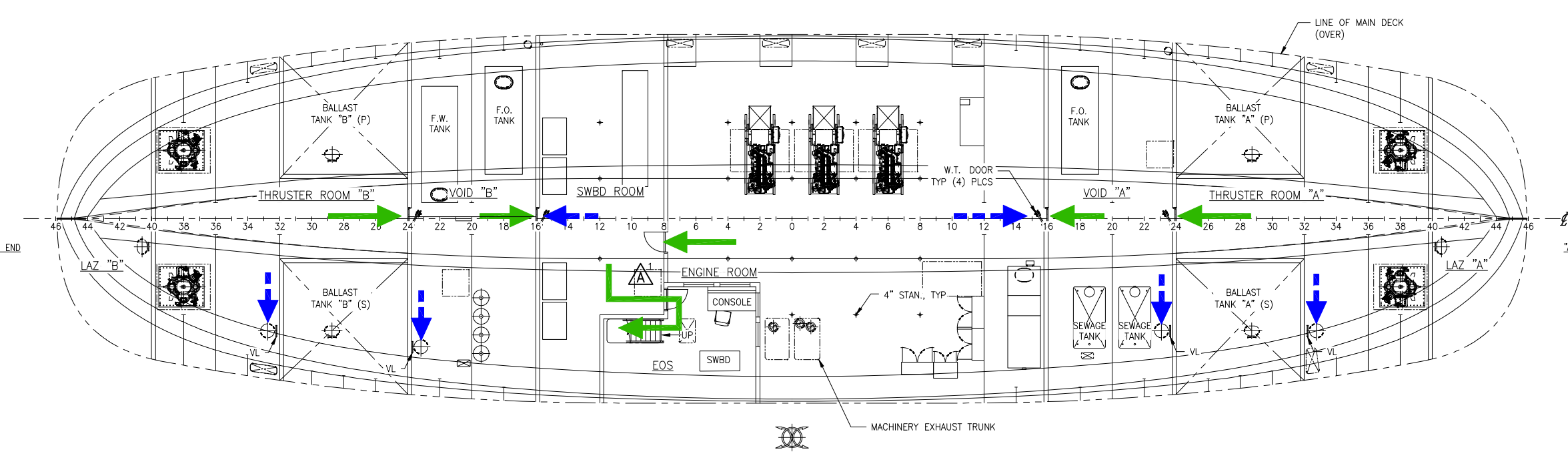
MAIN DECK

PASSENGER LOUNGE
 PRIMARY: THROUGH DOORS TO ASSEMBLY AREAS ON MAIN DECK

ASSEMBLY AREAS
 MAIN DECK OFFERS >1500 SQ FT PROVIDING REFUGE FOR MORE THAN 300 PASSENGERS.



- PRIMARY MEANS OF ESCAPE
- SECONDARY MEANS OF ESCAPE
- ASSEMBLY AREAS
- PASSENGER STANDING



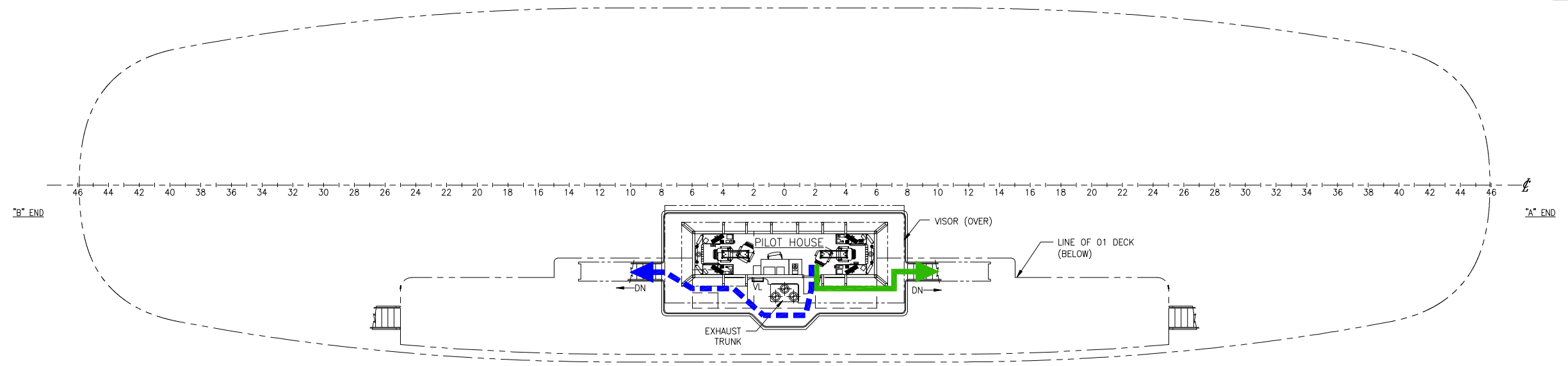
SIZE	D	DWG NO.	18026-200-101-8	REV	A
SCALE	1/8" = 1'-0"	FILE NAME	18026-200-101-8-	SHEET	2 OF 3

8/3/2018 3:05:06 PM

CONFIDENTIAL AND PROPRIETARY PROPERTY OF
EBDG - NC, PLLC
 MAY NOT BE USED FOR CONSTRUCTION OR PROVIDED TO
 ANY THIRD PARTIES WITHOUT PRIOR WRITTEN CONSENT.
 ©2018 ELLIOTT BAY DESIGN GROUP.

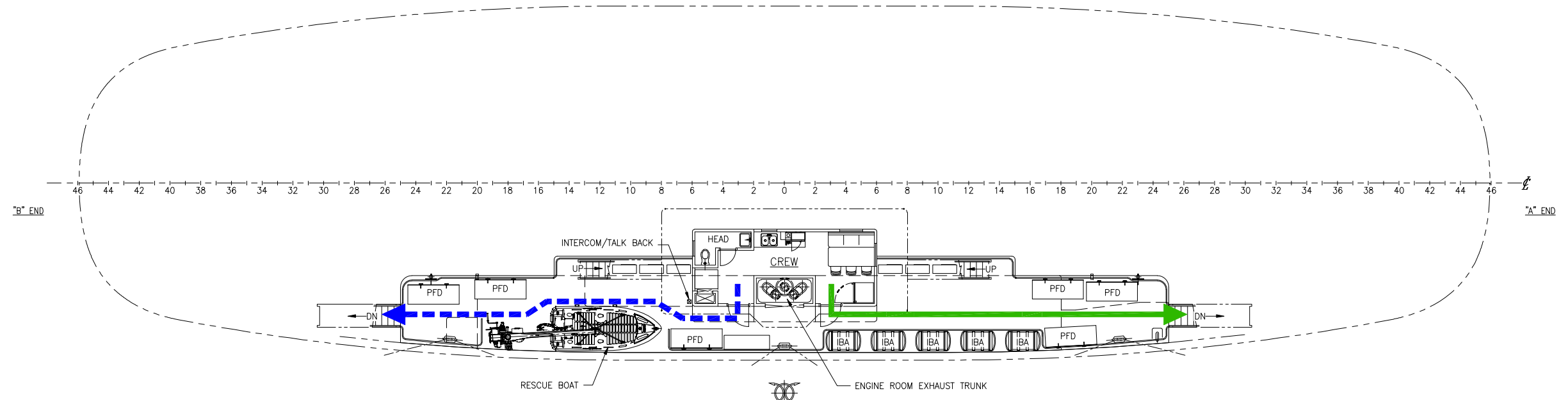
GENERAL NOTES

01 DECK
 CREW LOUNGE
 PRIMARY: DOWN STAIRS TO MAIN DECK
 ASSEMBLY AREAS
 BRIDGE DECK
 PILOT HOUSE
 PRIMARY: DOWN STAIRS TO MAIN DECK
 ASSEMBLY AREAS



BRIDGE DECK PLAN
 CREW ONLY

← PRIMARY MEANS OF ESCAPE
 ← SECONDARY MEANS OF ESCAPE



01 DECK PLAN
 CREW ONLY



SIZE	D	DWG NO.	18026-200-101-8	REV	A
SCALE	1/8" = 1'-0"	FILE NAME	18026-200-101-8-	SHEET	3 OF 3

8/3/2018 3:05:16 PM