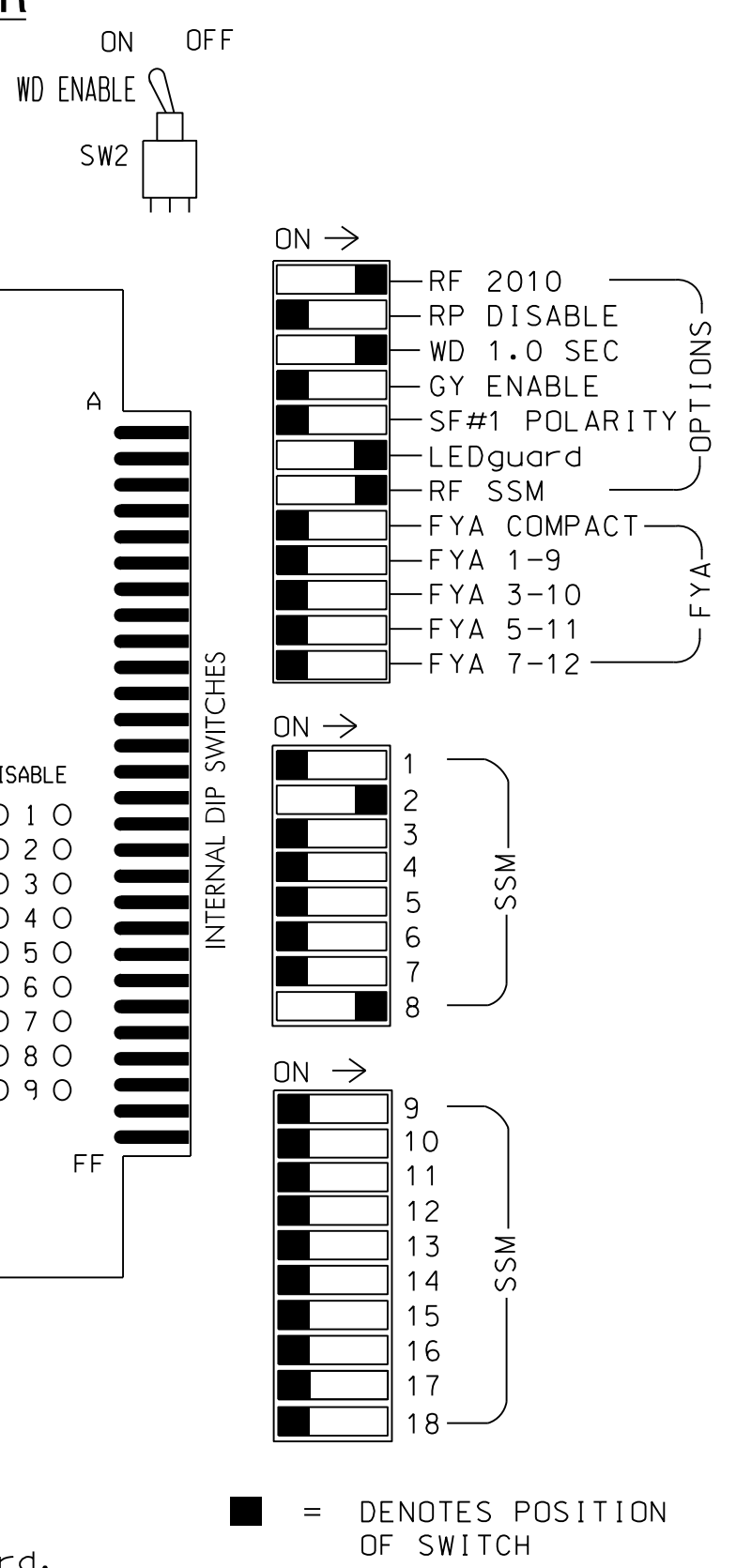



EDI MODEL 2018EClip-NC CONFLICT MONITOR PROGRAMMING DETAIL

(remove jumpers and set switches as shown)



NOTES:

1. Card is provided with all diode jumpers in place. Removal of any jumper allows its channels to run concurrently.
2. Ensure jumpers SEL2-SEL5 and SEL9 are present on the monitor board.
3. Ensure that Red Enable is active at all times during normal operation.
4. Integrate monitor with Ethernet network in cabinet.

NOTES

1. To prevent "flash-conflict" problems, insert red flash program blocks for all unused vehicle load switches in the output file. The installer shall verify that signal heads flash in accordance with the Signal Plans.
2. Program controller to start up in phase 2 Green.
3. Program phase 6 for Red Flash.
4. The cabinet and controller are part of the Fayetteville Signal System.

EQUIPMENT INFORMATION

CONTROLLER.....2070
 CABINET.....332
 SOFTWARE.....ECONOLITE ASC/3-2070
 CABINET MOUNT.....BASE
 OUTPUT FILE POSITIONS...12
 LOAD SWITCHES USED.....S2,S11
 PHASES USED.....2,8
 OVERLAPS.....NONE

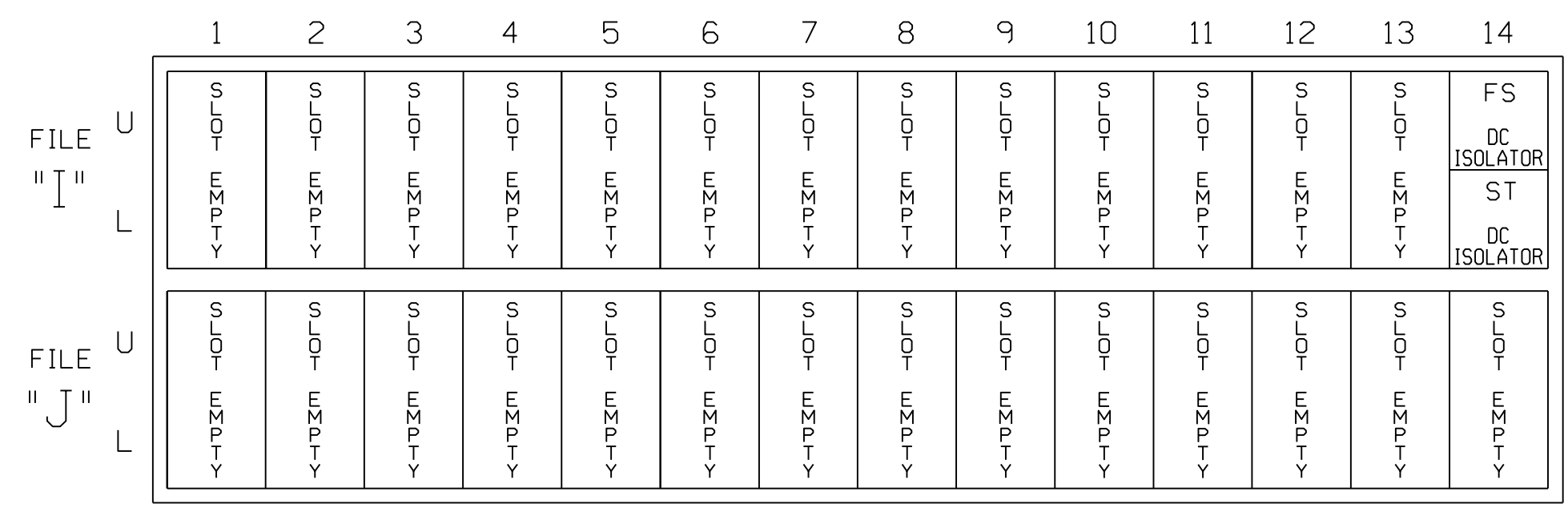
SIGNAL HEAD HOOK-UP CHART

LOAD SWITCH NO.	S1	S2	S3	S4	S5	S6	S7	S8	S9	S10	S11	S12
CMU CHANNEL NO.	1	2	13	3	4	14	5	6	15	7	8	16
PHASE	1	2	2 PED	3	4	4 PED	5	6	6 PED	7	8	8 PED
SIGNAL HEAD NO.	NU	21,22	NU	NU	NU	NU	NU	NU	NU	NU	81,82, 83	NU
RED		128										107
YELLOW		129										
GREEN		130										
RED ARROW												
YELLOW ARROW											108	
GREEN ARROW											109	

NU = Not Used

INPUT FILE POSITION LAYOUT

(front view)



SPECIAL DETECTOR NOTE

Install a video detection system for vehicle detection. Perform installation according to manufacturer's directions and NCDOT engineer-approved mounting locations to accomplish the detection schemes shown on the Signal Design Plans.

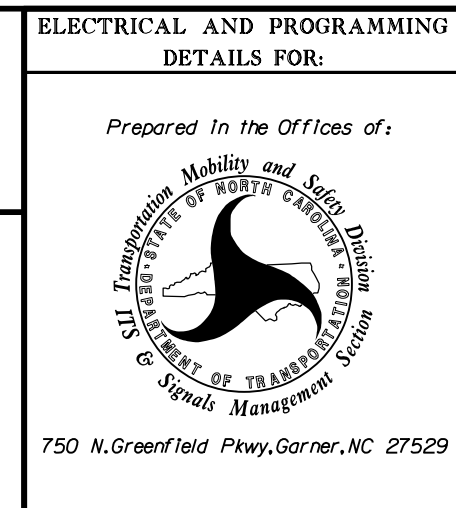
THIS ELECTRICAL DETAIL IS FOR THE SIGNAL DESIGN: 06-0320T3
 DESIGNED: March 2018
 SEALED: 03-29-2018
 REVISED: N/A

Temporary Design 3 - TMP Phase III
 Electrical Detail

DOCUMENT NOT CONSIDERED FINAL
 UNLESS ALL SIGNATURES COMPLETED



Stantec Consulting Services Inc.
 801 Jones Franklin Road-Suite 300
 Raleigh, NC 27606
 Tel. (919) 851-6866
 Fax. (919) 851-7024
 www.stantec.com
 License No. F-0672



**US 401 Bus.(Raeford Road)
 at
 SR 1007 (All American Freeway)
 Southbound Ramps**
 Division 6 Cumberland County Fayetteville
 PLAN DATE: March 2018 REVIEWED BY: L Overn
 PREPARED BY: G B Spell REVIEWED BY:
 REVISIONS INIT. DATE

SEAL
 NORTH CAROLINA
 PROFESSIONAL ENGINEER
 LAWRENCE E. OVERN
 3/29/2018
 DATE
 SIG. INVENTORY NO. 06-0320T3