

**This electronic collection of documents is provided
for the convenience of the user
and is Not a Certified Document –**

**The documents contained herein were originally issued
and sealed by the individuals whose names and license
numbers appear on each page, on the dates appearing
with their signature on that page.**

**This file or an individual page
shall not be considered a certified document.**

T.I.P.: W-5601EV

CONTRACT: C204133

**STATE OF NORTH CAROLINA
DEPARTMENT OF TRANSPORTATION**

**SIGNING PLAN
COLUMBUS COUNTY**

LOCATION: US74 FROM SR 1824 (WATER TANK RD) TO JUST EAST OF THE BRUNSWICK COUNTY LINE

TIP NO. W-5601EV	SHEET NO. SIGN-1
<small>Drawn by: Betsy L. Watson</small> APPROVED: <small>5/24/2018</small> DATE: 5/24/2018	
SEAL 	
DOCUMENT NOT CONSIDERED FINAL UNLESS ALL SIGNATURES COMPLETED	

ROADWAY STANDARD DRAWING

THE FOLLOWING ROADWAY STANDARDS AS APPEAR IN "ROADWAY STANDARD DRAWINGS" - PROJECT SERVICES UNIT - N.C. DEPARTMENT OF TRANSPORTATION - RALEIGH, N.C., DATED JANUARY 2018 ARE APPLICABLE TO THIS PROJECT AND BY REFERENCE HEREBY ARE CONSIDERED A PART OF THESE PLANS:

STD. NO.	TITLE
901.50	ARROWS AND SHIELDS
904.10	ORIENTATION OF GROUND MOUNTED SIGNS
904.50	MOUNTING OF TYPE 'D', 'E' AND 'F' SIGNS ON 'U' CHANNEL POSTS
910.30	SIGNING UNSIGNALIZED SUPERSTREET

GENERAL NOTES

- . SIGNS FURNISHED BY STATE
- . CONFIRM IN WRITING AT LEAST 4 MONTHS IN ADVANCE, THE ACTUAL DATE THE DEPARTMENT FURNISHED SIGNS WILL BE REQUIRED.
- . ALL TYPE 'D' SIGNS SHALL BE MOUNTED ON TWO U-CHANNEL POSTS UNLESS OTHERWISE INDICATED ON THE PLANS.
- . IF REMOVAL OR RELOCATION OF SIGNS ON PRIVATE STREET (NON-STATE MAINTAINED) IS REQUIRED DUE TO CONSTRUCTION, THE CONTRACTOR SHALL INFORM THE ENGINEER. THE WORK WILL BE COMPLETED BY OTHERS.
- . WHEN NOT STATIONED OR DIMENSIONED ON PLANS, ALL 'E' AND 'F' SIGNS SHALL BE FIELD LOCATED BY THE ENGINEER
- . ALL EXISTING SIGNS ON "U" CHANNEL POST WITHIN THE PROJECT LIMITS SHALL BE REMOVED AND DISPOSED OF UNLESS OTHERWISE NOTED ON PLANS.
- . WHEN EXISTING SIGNS ARE REMOVED AND INSTALLED ON NEW SUPPORTS, THE RE-ERECTION SHALL IMMEDIATELY FOLLOW THE REMOVAL.
- . THE BACKGROUND FOR TYPE E & F SIGNS SHALL BE TYPE C REFLECTIVE SHEETING.
- . SEE ROADWAY PLANS FOR GUARD/GUIDE RAIL DETAILS.

SUMMARY OF QUANTITIES


ITEM NO.	ITEM DESCRIPTION	QUANTITY	UNIT
DESC. NO.	SECT. NO.		
4072000000	903	SUPPORTS, 3 LB STEEL U-CHANNEL	2725 L.F.
4096000000	904	SIGN ERECTION, TYPE D	3 EA.
4102000000	904	SIGN ERECTION, TYPE E	143 EA.
4108000000	904	SIGN ERECTION, TYPE F	6 EA.
4116100000	904	SIGN ERECTION, RELOCATE SIGN TYPE D (GROUND MOUNTED)	5 EA.
4141000000	907	DISPOSAL OF SUPPORT, WOOD	1 EA.
4152000000	907	DISPOSAL OF SIGN SYSTEM, STEEL BEAM	2 EA.
4155000000	907	DISPOSAL OF SIGN SYSTEM, U-CHANNEL	96 EA.
4192000000	907	DISPOSAL OF SUPPORT, U-CHANNEL	2 EA.

INDEX

SHEET NO.	DESCRIPTION
SIGN-1	TITLE SHEET
SIGN-2	E AND F SHEETS
SIGN-3	SIGN DESIGNS
SIGN-4-9	SIGNING PLAN SHEETS (EXISTING)
SIGN-10-15	SIGNING PLAN SHEETS (PROPOSED)

PLAN PREPARED FOR THE N.C.D.O.T. SIGNING AND DELINEATION UNIT


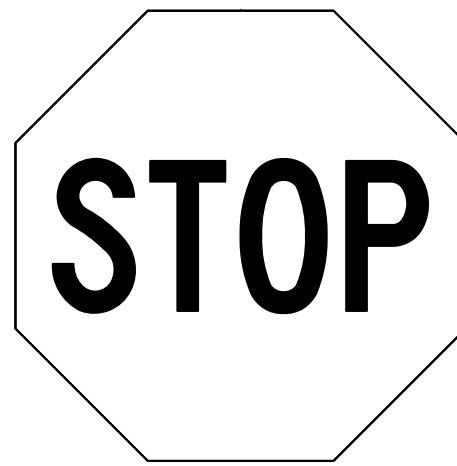




<i>Ayman I. Alqudwah, P.E.</i> Signing & Delineation Regional Engineer	
<i>Walter Johnson</i> Signing & Delineation Design Engineer	



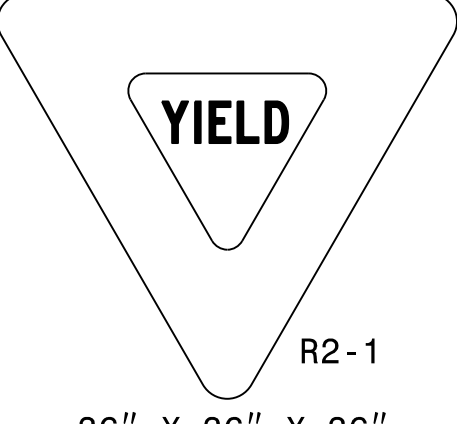
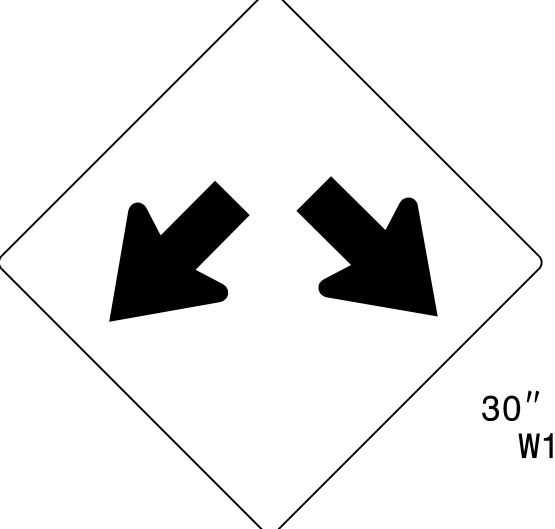



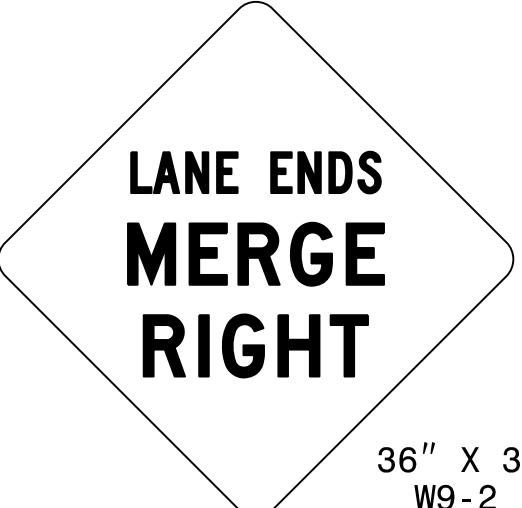
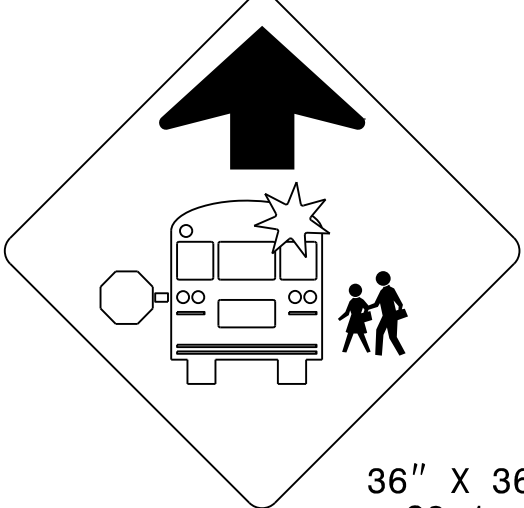



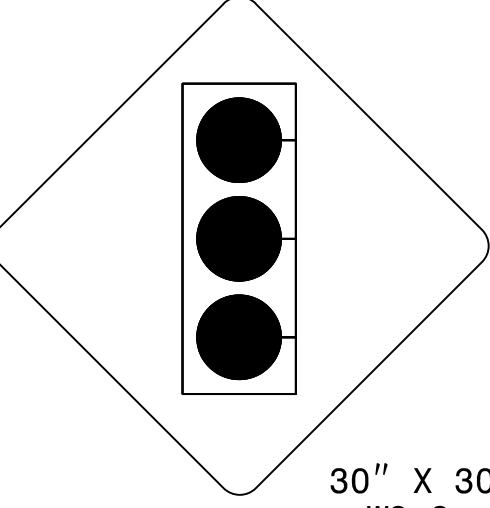
Stantec Consulting Services Inc.
801 Jones Franklin Road
Suite 300
Raleigh, NC 27606
Tel. (919) 851-6866
Fax. (919) 851-7024
www.stantec.com
License No. F-0672

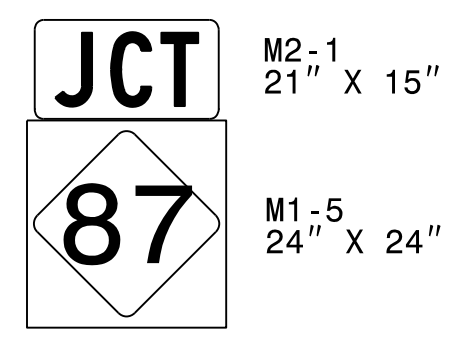
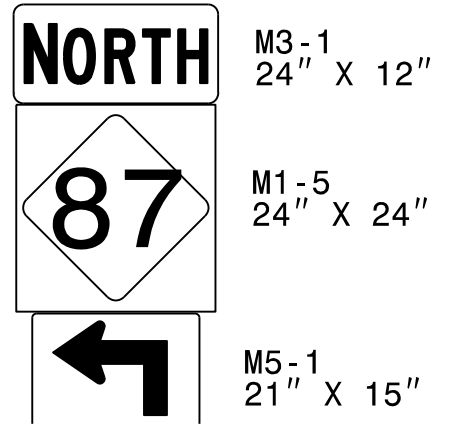
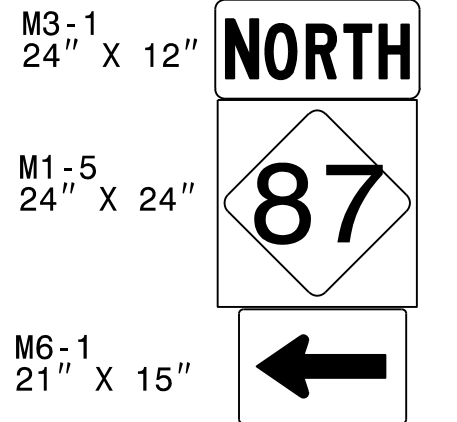
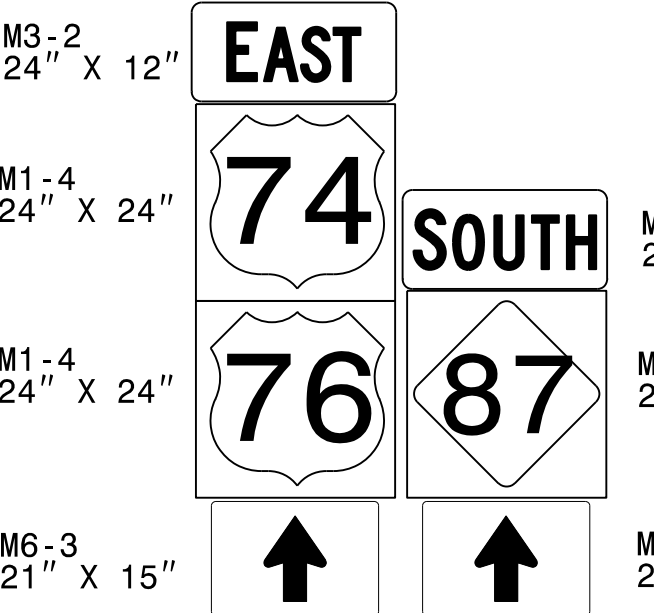
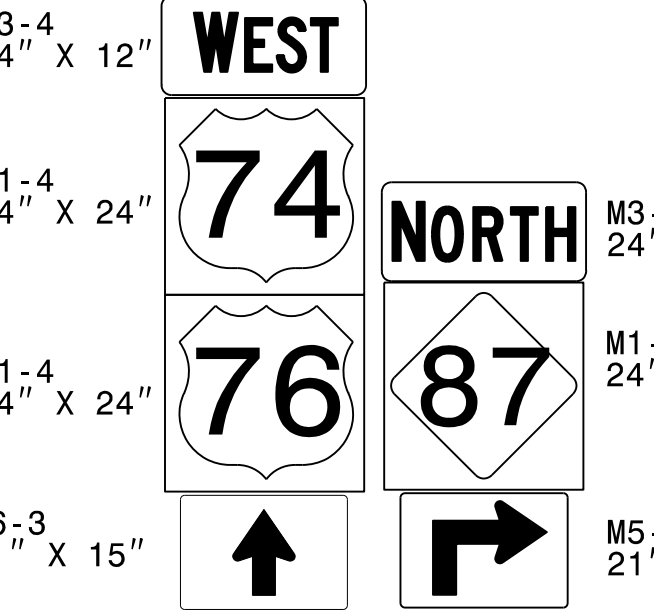
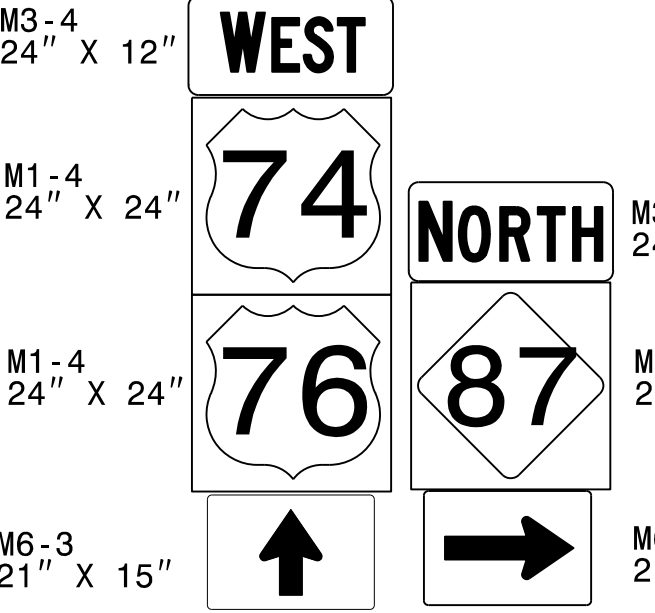
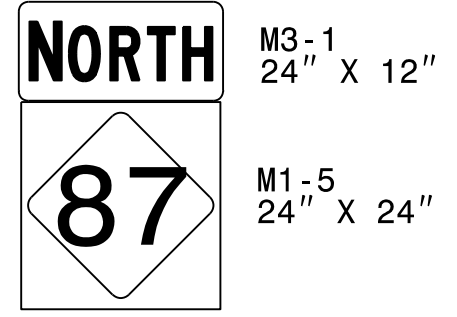
PLAN PREPARED BY: Stantec Consulting Services, Inc.

<i>Betsy L. Watson, PE</i> Senior Principal	
<i>Dean Harris</i> Senior Transportation Designer	
<i>James Hambricht</i> Senior Transportation Technician	


<p>401 QUANTITY REQ'D 35</p>  <p>42" X 30" R5-1a</p> <p>ONE "U" POST PER SIGN</p>	<p>402 QUANTITY REQ'D 14</p>  <p>36" X 36" R1-1</p> <p>TWO "U" POST PER SIGN</p>	<p>403 QUANTITY REQ'D 14</p>  <p>54" X 18" R6-1</p> <p>(MOUNT ABOVE SIGN #402 IN 14 INSTALLATIONS)</p>	<p>404 QUANTITY REQ'D 24</p>  <p>54" X 18" R6-1</p> <p>TWO "U" POST PER SIGN (MOUNT ABOVE SIGN #402 IN 8 INSTALLATIONS)</p>	<p>405 QUANTITY REQ'D 11</p>  <p>24" X 30" R4-7</p> <p>ONE "U" POST PER SIGN</p>	<p>406 QUANTITY REQ'D 11</p>  <p>18" X 18" OM1-3</p> <p>(MOUNT BELOW SIGN #405 IN 11 INSTALLATIONS)</p>
--	--	---	--	---	--

<p>407 QUANTITY REQ'D 28</p>  <p>36" X 36" R5-1</p> <p>ONE "U" POST PER SIGN</p>	<p>408 QUANTITY REQ'D 0</p> <p>SIGN #408 REMOVED FROM PLAN</p>	<p>409 QUANTITY REQ'D 5</p>  <p>30" X 36" R2-1</p> <p>ONE "U" POST PER SIGN</p>	<p>410 QUANTITY REQ'D 4</p>  <p>36" X 36" X 36" R2-1</p> <p>ONE "U" POST PER SIGN</p>	<p>411 QUANTITY REQ'D 19</p>  <p>30" X 30" W12-1</p> <p>ONE "U" POST PER SIGN</p>	<p>412 QUANTITY REQ'D 2</p>  <p>36" X 36" R3-4</p> <p>ONE "U" POST PER SIGN</p>
---	--	--	--	--	--

<p>414 QUANTITY REQ'D 1</p>  <p>36" X 36" W9-2</p> <p>ONE "U" POST PER SIGN</p>	<p>415 QUANTITY REQ'D 1</p>  <p>36" X 36" S3-1</p> <p>ONE "U" POST PER SIGN</p>	<p>416 QUANTITY REQ'D 1</p>  <p>24" X 30" S5-2</p> <p>(MOUNT ABOVE SIGN #409 IN 1 INSTALLATION)</p>	<p>417 QUANTITY REQ'D 1</p>  <p>36" X 36" W4-1</p> <p>ONE "U" POST PER SIGN</p>	<p>418 QUANTITY REQ'D 3</p>  <p>30" X 36" R2-1</p> <p>ONE "U" POST PER SIGN</p>	<p>419 QUANTITY REQ'D 1</p>  <p>30" X 30" W3-3</p> <p>ONE "U" POST PER SIGN</p>
---	--	---	---	---	---

<p>501 QUANTITY REQ'D 1</p>  <p>M2-1 21" X 15" M1-5 24" X 24"</p> <p>ONE "U" POSTS PER SIGN</p>	<p>502 QUANTITY REQ'D 1</p>  <p>M3-1 24" X 12" M1-5 24" X 24" M5-1 21" X 15"</p> <p>ONE "U" POSTS PER SIGN</p>	<p>503 QUANTITY REQ'D 1</p>  <p>M3-1 24" X 12" M1-5 24" X 24" M6-1 21" X 15"</p> <p>ONE "U" POSTS PER SIGN</p>	<p>504 QUANTITY REQ'D 1</p>  <p>M3-2 24" X 12" M1-4 24" X 24" M1-4 24" X 24" M6-3 21" X 15"</p> <p>TWO "U" POSTS PER SIGN</p>	<p>505 QUANTITY REQ'D 1</p>  <p>M3-4 24" X 12" M1-4 24" X 24" M1-4 24" X 24" M6-3 21" X 15"</p> <p>TWO "U" POSTS PER SIGN</p>	<p>506 QUANTITY REQ'D 1</p>  <p>M3-4 24" X 12" M1-4 24" X 24" M1-4 24" X 24" M6-3 21" X 15"</p> <p>TWO "U" POSTS PER SIGN</p>	<p>507 QUANTITY REQ'D 1</p>  <p>M3-1 24" X 12" M1-5 24" X 24"</p> <p>ONE "U" POSTS PER SIGN (MOUNTED ABOVE SIGN #302)</p>
--	--	---	--	--	--	--

TYPE "E" & "F" SIGNS

TIP NO. W-5601EV	SHEET NO. SIGN-2
APPROVED: <i>Ray W. Watson</i> DATE: 5/24/2018	
SEAL 	
DOCUMENT NOT CONSIDERED FINAL UNLESS ALL SIGNATURES COMPLETED	

*****SYSTEMS TIME*****
*****SUBSERIALS*****

TIP NO. W-5601EV	SHEET NO. SIGN-3
APPROVED: <i>Etay L. Watson</i> <small>35E67BB34F8743F...</small>	
DATE: 5/24/2018	
DOCUMENT NOT CONSIDERED FINAL UNLESS ALL SIGNATURES COMPLETED	

SIGN NUMBER: 301

TYPE: D
QUANTITY: 1

BACKG COLOR: Green / Green
COPY COLOR: White

SYMBOL	X	Y	WID	HT
AR_Type D	13.3	29	6	9
AR_Type D	6.5	10	6	9

SIGN WIDTH: 6'-6"
HEIGHT: 3'-6"
TOTAL AREA: 22.8 Sq.Ft.

BORDER TYPE: FLUSH
RECESS: 0"
WIDTH: 0.75"
RADII: 3"

MAT'L: 0.125" (3.2 mm) ALUMINUM

No. Z BARS:
LENGTH:

NOTES:

- Legend and border shall be direct applied, Grade "C" sheeting (except those that are colored black).
- Background shall be Grade "C" reflective sheeting.

PROJECT ID: W-5601EV
DESIGN BY: James Hambright
LOCATION: US 74/76 EB @ -L- STA. 95+55 +/-
CHECKED BY:
DIVISION: 6
DATE: Apr 12, 2018

BORDER R=3" TH=0.75"

Panel Style: Standard 6 Inch_D.ssi
M.U.T.C.D.: 2009 Edition

Spacing Factor is 1 unless specified otherwise

LETTER POSITIONS

Letter spacings are to start of next letter

	W	i	l	m	i	n	g	t	o	n		Series/Size Text Length			
	25.3	6.1	2.2	2.2	7.1	2.2	4.4	4.3	2.8	4.6	3.5	13.3			
		R	i	e	g	e	l	w	o	o	d	D 2000			
	21.5	5	1.9	4.1	4.6	4.4	1.7	7.3	4.4	4.4	3.6	15.2			
		E	l	i	z	o	b	e	t	h	t	o	w	n	
	21.5	4.6	2.2	1.7	3.5	4.6	4.3	3.8	3.1	4.1	2.8	4.1	7.5	3.5	6.5

FILENAME: Proposed Sign Designs

NORTH CAROLINA D.O.T. SIGN DETAIL

SIGN NUMBER: 302

TYPE: D
QUANTITY: 1

BACKG COLOR: Green
COPY COLOR: White

SYMBOL	X	Y	WID	HT

SIGN WIDTH: 5'-6"
HEIGHT: 3'-0"
TOTAL AREA: 16.5 Sq.Ft.

BORDER TYPE: FLUSH
RECESS: 0"
WIDTH: 0.75"
RADII: 3"

MAT'L: 0.125" (3.2 mm) ALUMINUM

No. Z BARS:
LENGTH:

NOTES:

- Legend and border shall be direct applied, Grade "C" sheeting (except those that are colored black).
- Background shall be Grade "C" reflective sheeting.

PROJECT ID: W-5601EV
DESIGN BY: James Hambright
LOCATION: US 74/76 WB & NC 87 NB @ -L- STA. 117+70 +/-
CHECKED BY: Name
DIVISION: 6
DATE: Apr 20, 2018

BORDER R=3" TH=0.75"

Panel Style: Standard 6 Inch_D.ssi
M.U.T.C.D.: 2009 Edition

Spacing Factor is 1 unless specified otherwise

LETTER POSITIONS

Letter spacings are to start of next letter

	R	i	e	g	e	l	w	o	o	d		Series/Size Text Length			
	12.4	5	1.9	4.1	4.6	4.4	1.7	7.3	4.4	4.4	3.6	12.4			
		E	l	i	z	o	b	e	t	h	t	o	w	n	
	8	4.6	2.2	1.7	3.5	4.6	4.3	3.8	3.1	4.1	2.8	4.1	7.5	3.5	8
		S	E	C	O	N	D		R	I	G	H	T		
	12.3	3.6	3.3	3.7	3.9	3.9	2.8	5	3.6	1.7	3.8	3.5	2.6	12.3	

FILENAME: Proposed Sign Designs

NORTH CAROLINA D.O.T. SIGN DETAIL

SIGN NUMBER: 303

TYPE: D
QUANTITY: 1

BACKG COLOR: Green
COPY COLOR: White

SYMBOL	X	Y	WID	HT
AR_Type D	62.5	12	6	9

SIGN WIDTH: 6'-6"
HEIGHT: 2'-6"
TOTAL AREA: 16.3 Sq.Ft.

BORDER TYPE: FLUSH
RECESS: 0"
WIDTH: 0.75"
RADII: 3"

MAT'L: 0.125" (3.2 mm) ALUMINUM

No. Z BARS:
LENGTH:

NOTES:

- Legend and border shall be direct applied, Grade "C" sheeting (except those that are colored black).
- Background shall be Grade "C" reflective sheeting.

PROJECT ID: W-5601EV
DESIGN BY: James Hambright
LOCATION: US 74/76 WB & NC 87 NB @ -L- STA. 105+30 +/-
CHECKED BY:
DIVISION: 6
DATE: Apr 12, 2018

BORDER R=3" TH=0.75"

Panel Style: Standard 6 Inch_D.ssi
M.U.T.C.D.: 2009 Edition

Spacing Factor is 1 unless specified otherwise

LETTER POSITIONS

Letter spacings are to start of next letter



	R	i	e	g	e	l	w	o	o	d		Series/Size Text Length			
	10.9	5	1.9	4.1	4.6	4.4	1.7	7.3	4.4	4.4	3.6	25.9			
		E	l	i	z	o	b	e	t	h	t	o	w	n	
	6.5	4.6	2.2	1.7	3.5	4.6	4.3	3.8	3.1	4.1	2.8	4.1	7.5	3.5	21.5

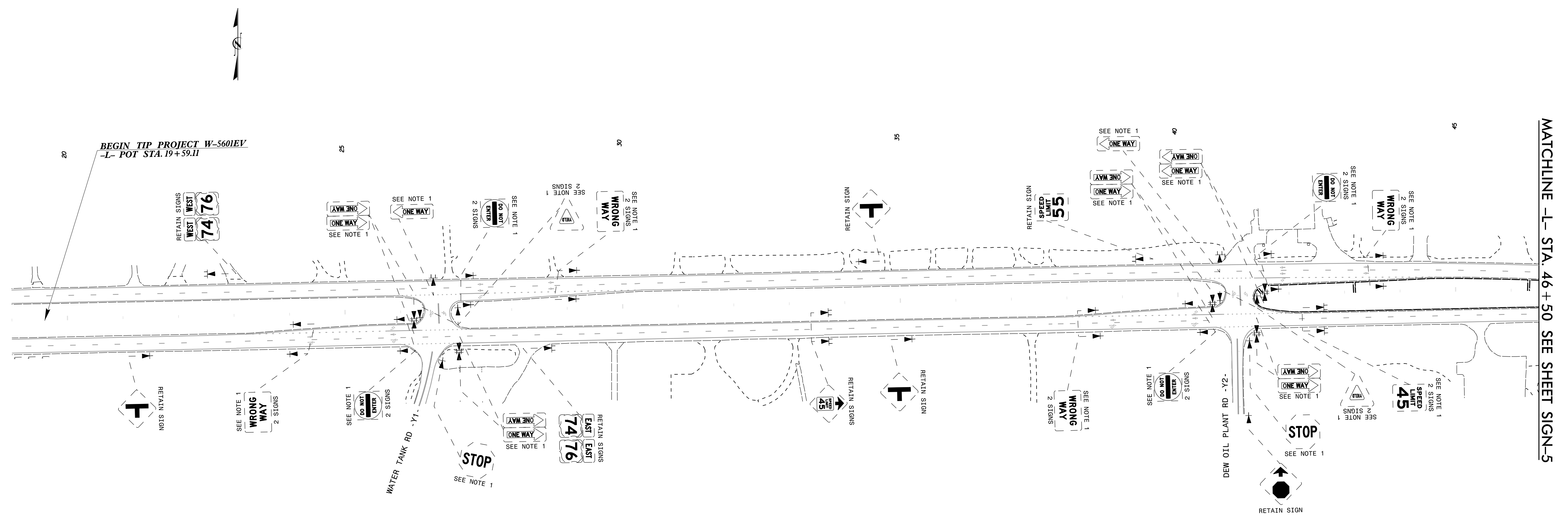
FILENAME: Proposed Sign Designs

NORTH CAROLINA D.O.T. SIGN DETAIL

\$\$\$\$\$SYTIME\$\$\$\$\$
\$\$\$\$\$DGN\$\$\$\$\$
\$\$\$\$\$USERNAME\$\$\$\$\$

SIGN DESIGNS

TIP NO. W-5601EV	SHEET NO. SIGN-4
APPROVED: <i>Etay J. Watson</i> <small>SEE 878034878743P</small> DATE: 5/24/2018	
	
DOCUMENT NOT CONSIDERED FINAL UNLESS ALL SIGNATURES COMPLETED	
	



PROJECT NOTES

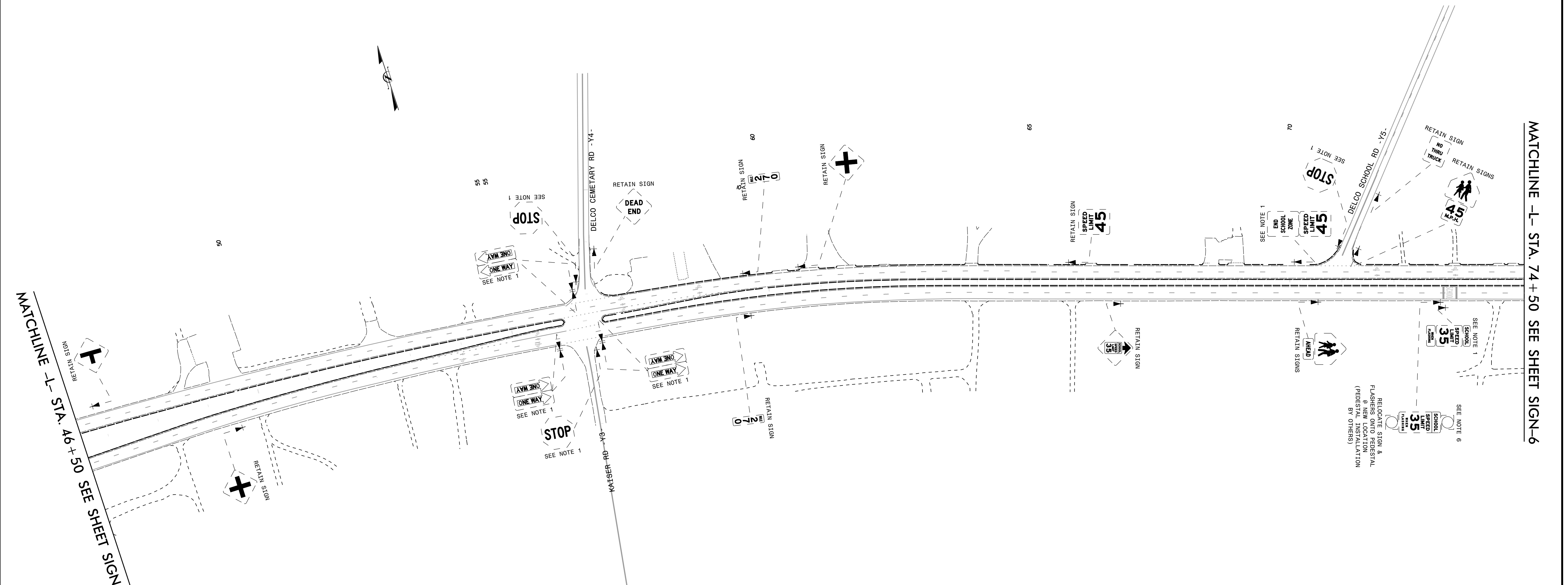
- 1 DISPOSAL OF SIGN SYSTEM, U-CHANNEL
- 2 DISPOSAL OF SIGN SYSTEM, WOOD
- 3 DISPOSAL OF SIGN SYSTEM, STEEL BEAM
- 4 DISPOSAL OF SUPPORT, U-CHANNEL
- 5 DISPOSAL OF SUPPORT, WOOD
- 6 RELOCATE SIGN, TYPE D
- 7 SIGN ERECTION, TYPE D, E, AND F
- 8 SIGN ERECTION, RELOCATE SIGN TYPE D
- 9 SIGN ERECTION, RELOCATE SIGN TYPE E
- 10 SIGN ERECTION, RELOCATE SIGN TYPE F
- 11 SIGN ERECTION, RELOCATE SIGN MILEMARKERS

\$\$\$\$\$SYTIME\$\$\$\$\$
 \$\$\$DDGN\$\$\$\$\$
 \$\$\$USERNAME\$\$\$\$\$

EXISTING SIGNING

MATCHLINE -L- STA. 46 + 50 SEE SHEET SIGN-5

TIP NO. W-5601EV	SHEET NO. SIGN-5
APPROVED: <i>Patsy L. Watson</i> DATE: 5/24/2018	
DOCUMENT NOT CONSIDERED FINAL UNLESS ALL SIGNATURES COMPLETED	



MATCHLINE - L - STA. 46 + 50 SEE SHEET SIGN-4



MATCHLINE - L - STA. 74 + 50 SEE SHEET SIGN-6

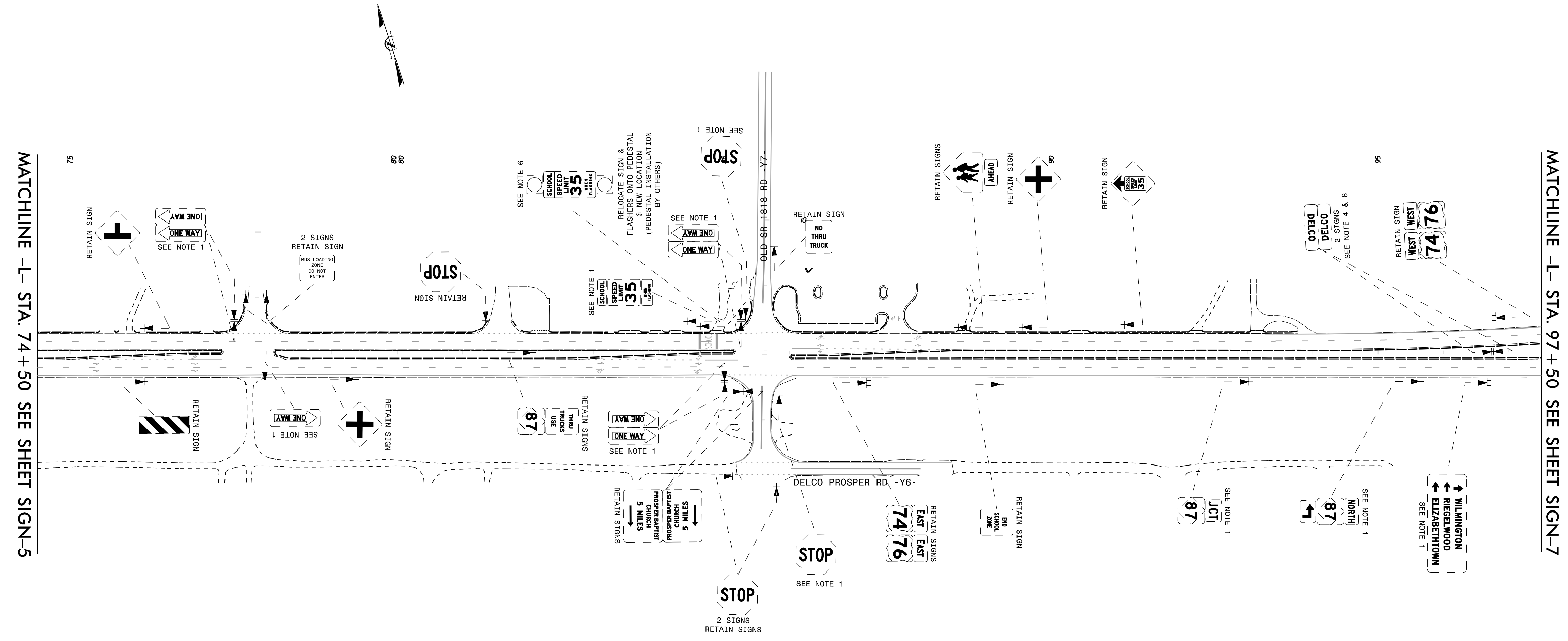
PROJECT NOTES

- 1 DISPOSAL OF SIGN SYSTEM, U-CHANNEL
- 2 DISPOSAL OF SIGN SYSTEM, WOOD
- 3 DISPOSAL OF SIGN SYSTEM, STEEL BEAM
- 4 DISPOSAL OF SUPPORT, U-CHANNEL
- 5 DISPOSAL OF SUPPORT, WOOD
- 6 RELOCATE SIGN, TYPE D
- 7 SIGN ERECTION, TYPE D, E, AND F
- 8 SIGN ERECTION, RELOCATE SIGN TYPE D
- 9 SIGN ERECTION, RELOCATE SIGN TYPE E
- 10 SIGN ERECTION, RELOCATE SIGN TYPE F
- 11 SIGN ERECTION, RELOCATE SIGN MILEMARKERS

EXISTING SIGNING

\$\$\$\$\$SYTIME\$\$\$\$\$
 \$\$\$DDGN\$\$\$\$\$
 \$\$\$USERNAME\$\$\$\$\$

TIP NO. W-5601EV	SHEET NO. SIGN-6
APPROVED: <i>Patsy L. Watson</i> <small>DocuSigned by: Patsy L. Watson 35E870B34F8743F</small> DATE: 5/24/2018	
	
DOCUMENT NOT CONSIDERED FINAL UNLESS ALL SIGNATURES COMPLETED	
	



MATCHLINE -L- STA. 74 + 50 SEE SHEET SIGN-5

MATCHLINE -L- STA. 97 + 50 SEE SHEET SIGN-7

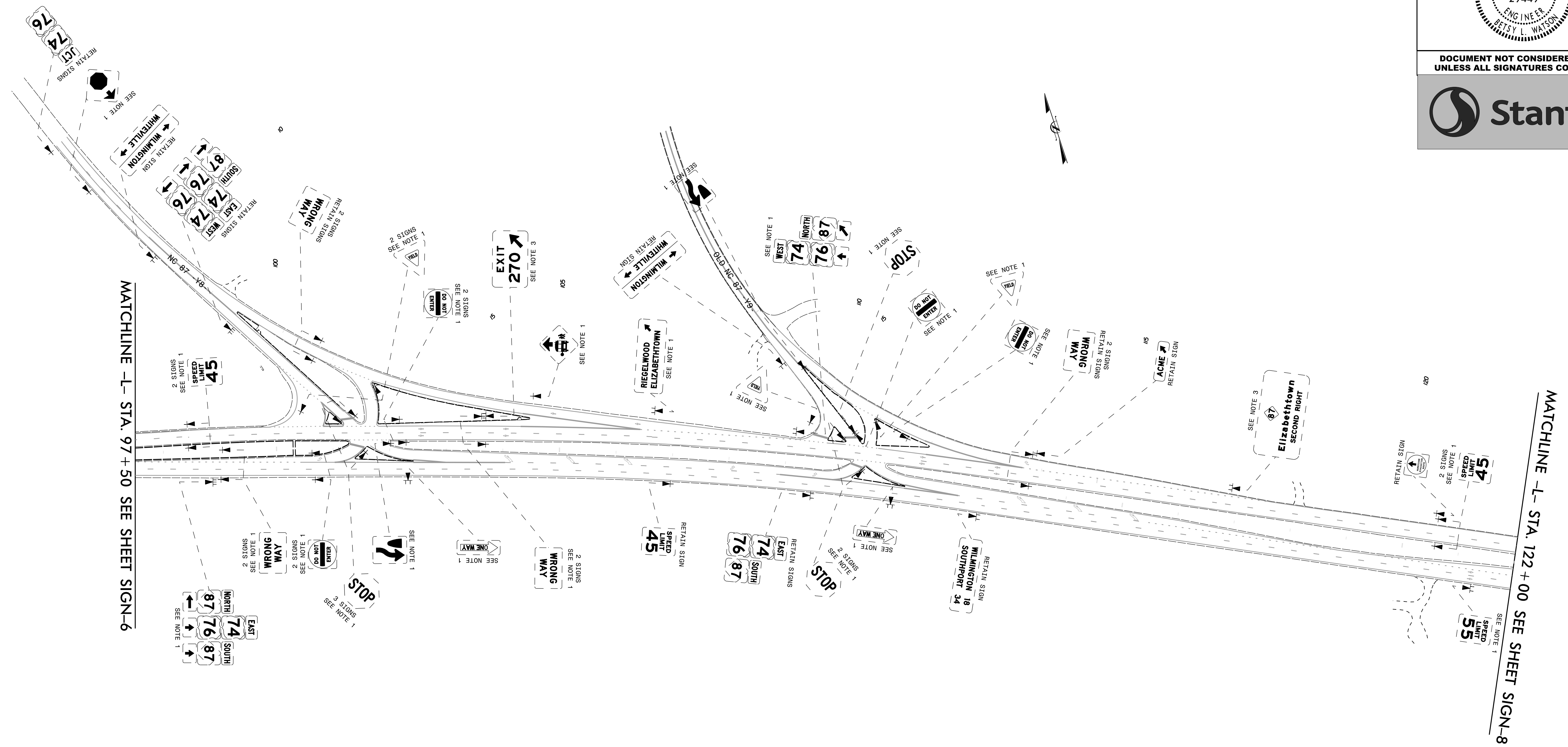
PROJECT NOTES

- 1 DISPOSAL OF SIGN SYSTEM, U-CHANNEL
- 2 DISPOSAL OF SIGN SYSTEM, WOOD
- 3 DISPOSAL OF SIGN SYSTEM, STEEL BEAM
- 4 DISPOSAL OF SUPPORT, U-CHANNEL
- 5 DISPOSAL OF SUPPORT, WOOD
- 6 RELOCATE SIGN, TYPE D
- 7 SIGN ERECTION, TYPE D, E, AND F
- 8 SIGN ERECTION, RELOCATE SIGN TYPE D
- 9 SIGN ERECTION, RELOCATE SIGN TYPE E
- 10 SIGN ERECTION, RELOCATE SIGN TYPE F
- 11 SIGN ERECTION, RELOCATE SIGN MILEMARKERS

EXISTING SIGNING

\$\$\$\$\$SYTIME\$\$\$\$\$
\$\$\$\$\$DDGN\$\$\$\$\$
\$\$\$\$\$USERNAM\$\$\$\$\$

TIP NO. W-5601EV	SHEET NO. SIGN-7
APPROVED: <i>Etay L. Watson</i> DATE: 5/24/2018	
DOCUMENT NOT CONSIDERED FINAL UNLESS ALL SIGNATURES COMPLETED	





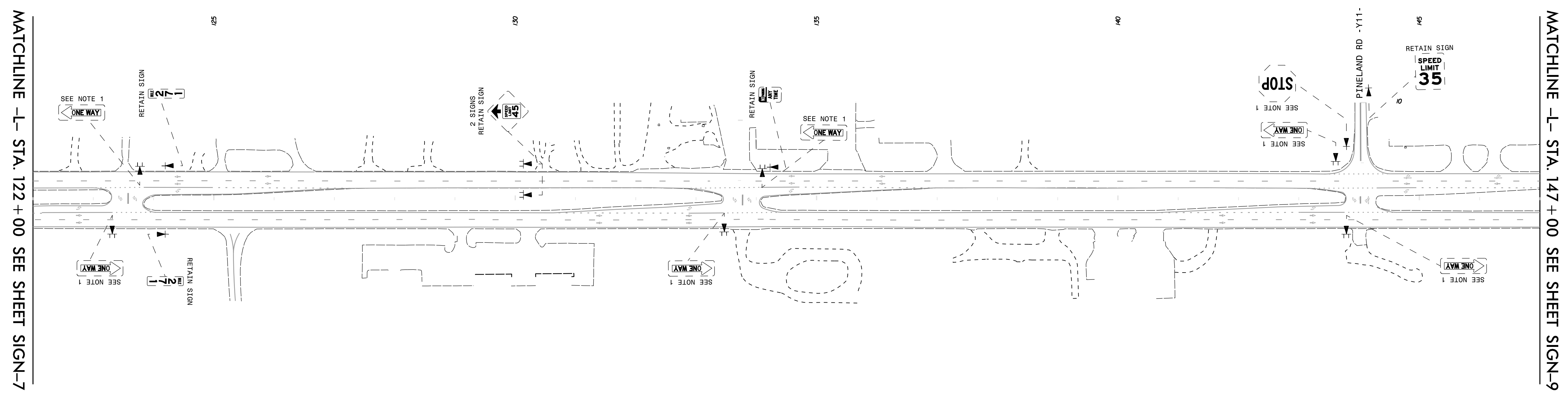
PROJECT NOTES

- 1 DISPOSAL OF SIGN SYSTEM, U-CHANNEL
- 2 DISPOSAL OF SIGN SYSTEM, WOOD
- 3 DISPOSAL OF SIGN SYSTEM, STEEL BEAM
- 4 DISPOSAL OF SUPPORT, U-CHANNEL
- 5 DISPOSAL OF SUPPORT, WOOD
- 6 RELOCATE SIGN, TYPE D
- 7 SIGN ERECTION, TYPE D, E, AND F
- 8 SIGN ERECTION, RELOCATE SIGN TYPE D
- 9 SIGN ERECTION, RELOCATE SIGN TYPE E
- 10 SIGN ERECTION, RELOCATE SIGN TYPE F
- 11 SIGN ERECTION, RELOCATE SIGN MILEMARKERS

EXISTING SIGNING

\$\$\$\$\$SYTIME\$\$\$\$\$
\$\$\$\$\$DDGN\$\$\$\$\$
\$\$\$\$\$USERNAME\$\$\$\$\$

TIP NO. W-5601EV	SHEET NO. SIGN-8
APPROVED: <i>Patsy L. Watson</i> DATE: 5/24/2018	
	
DOCUMENT NOT CONSIDERED FINAL UNLESS ALL SIGNATURES COMPLETED	
	





PROJECT NOTES

- 1 DISPOSAL OF SIGN SYSTEM, U-CHANNEL
- 2 DISPOSAL OF SIGN SYSTEM, WOOD
- 3 DISPOSAL OF SIGN SYSTEM, STEEL BEAM
- 4 DISPOSAL OF SUPPORT, U-CHANNEL
- 5 DISPOSAL OF SUPPORT, WOOD
- 6 RELOCATE SIGN, TYPE D
- 7 SIGN ERECTION, TYPE D, E, AND F
- 8 SIGN ERECTION, RELOCATE SIGN TYPE D
- 9 SIGN ERECTION, RELOCATE SIGN TYPE E
- 10 SIGN ERECTION, RELOCATE SIGN TYPE F
- 11 SIGN ERECTION, RELOCATE SIGN MILEMARKERS

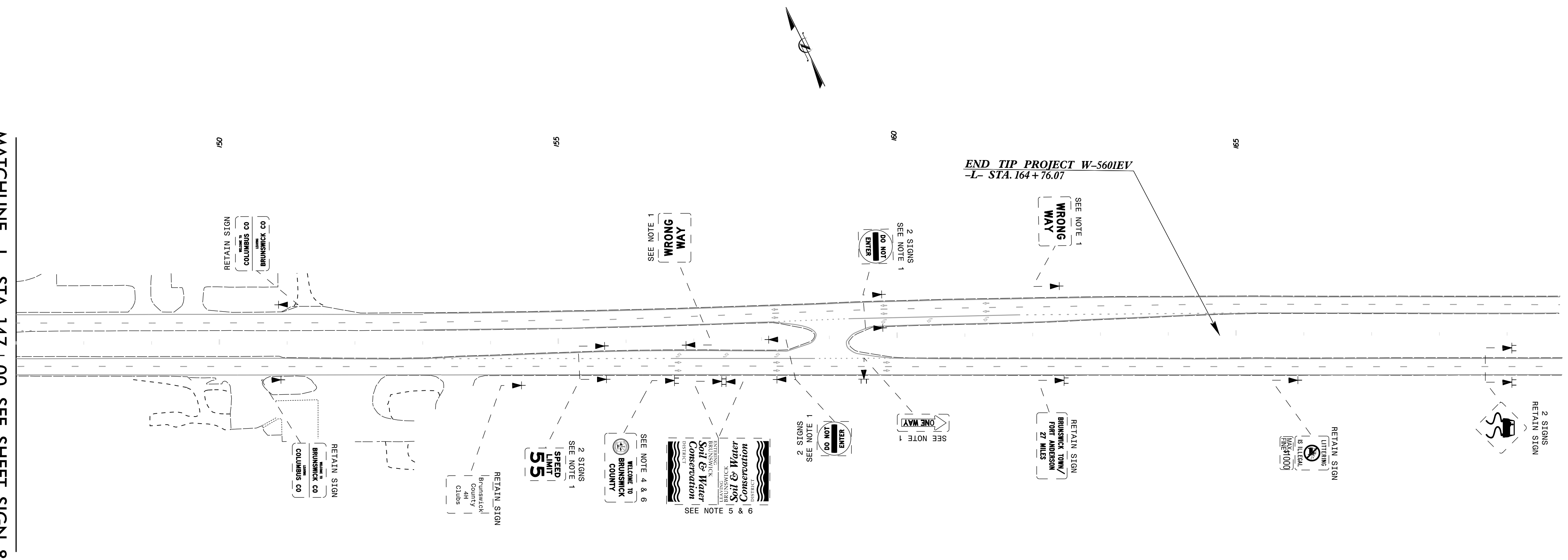
EXISTING SIGNING

\$\$\$\$\$SYTIME\$\$\$\$\$
\$\$\$\$\$DDGN\$\$\$\$\$
\$\$\$\$\$USERNAME\$\$\$\$\$

TIP NO. W-5601EV	SHEET NO. SIGN-9
APPROVED: <i>Patsy L. Watson</i> <small>DocuSigned by: Patsy L. Watson 35E67BB34F8743F...</small>	
DATE: 5/24/2018	
	
DOCUMENT NOT CONSIDERED FINAL UNLESS ALL SIGNATURES COMPLETED	
	

MATCHLINE -L- STA. 147 + 00 SEE SHEET SIGN-8

END TIP PROJECT W-5601EV
-L- STA. 164 + 76.07





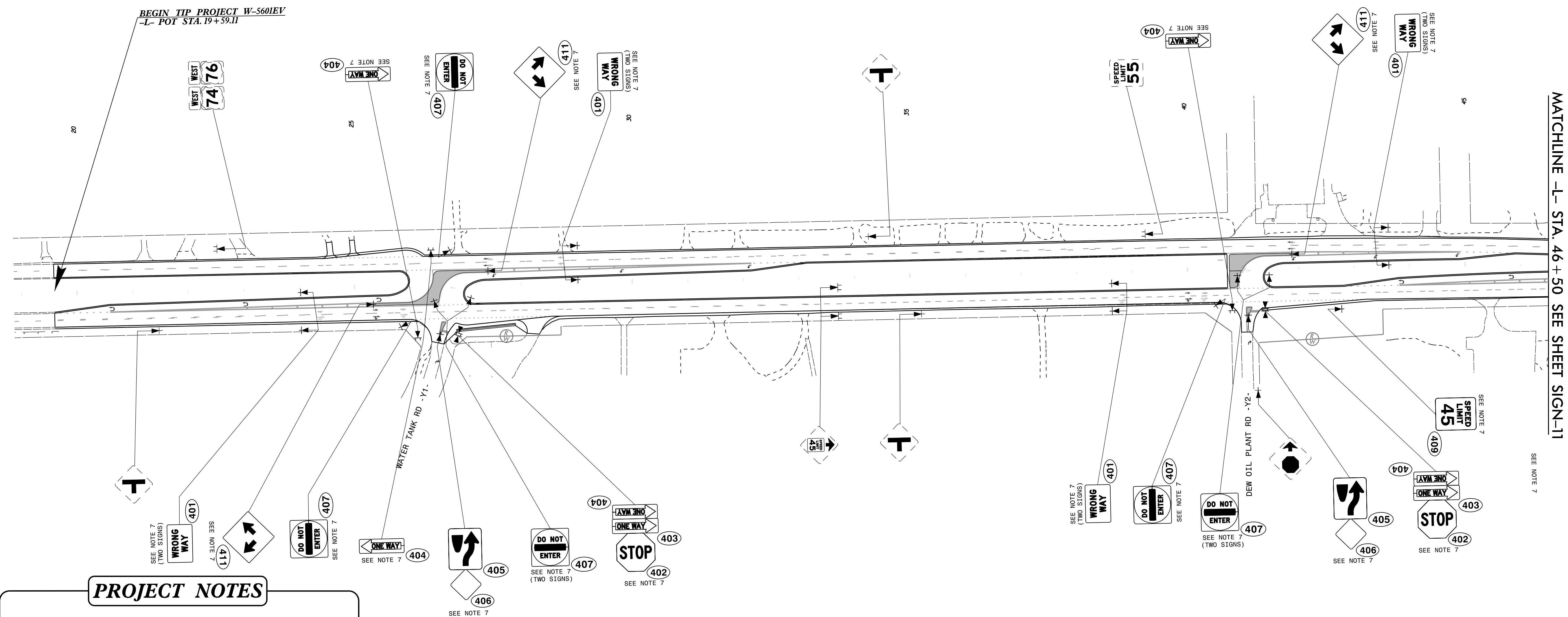
PROJECT NOTES

- 1 DISPOSAL OF SIGN SYSTEM, U-CHANNEL
- 2 DISPOSAL OF SIGN SYSTEM, WOOD
- 3 DISPOSAL OF SIGN SYSTEM, STEEL BEAM
- 4 DISPOSAL OF SUPPORT, U-CHANNEL
- 5 DISPOSAL OF SUPPORT, WOOD
- 6 RELOCATE SIGN, TYPE D
- 7 SIGN ERECTION, TYPE D, E, AND F
- 8 SIGN ERECTION, RELOCATE SIGN TYPE D
- 9 SIGN ERECTION, RELOCATE SIGN TYPE E
- 10 SIGN ERECTION, RELOCATE SIGN TYPE F
- 11 SIGN ERECTION, RELOCATE SIGN MILEMARKERS

EXISTING SIGNING

\$\$\$\$\$SYTIME\$\$\$\$\$
\$\$\$\$\$DDGN\$\$\$\$\$
\$\$\$\$\$USERNAME\$\$\$\$\$

TIP NO. W-5601EV	SHEET NO. SIGN-10
APPROVED: <i>Ettay L. Watson</i> DATE: 5/24/2018	
	
DOCUMENT NOT CONSIDERED FINAL UNLESS ALL SIGNATURES COMPLETED	
	





PROJECT NOTES

- 1 DISPOSAL OF SIGN SYSTEM, U-CHANNEL
- 2 DISPOSAL OF SIGN SYSTEM, WOOD
- 3 DISPOSAL OF SIGN SYSTEM, STEEL BEAM
- 4 DISPOSAL OF SUPPORT, U-CHANNEL
- 5 DISPOSAL OF SUPPORT, WOOD
- 6 RELOCATE SIGN, TYPE D
- 7 SIGN ERECTION, TYPE D, E, AND F
- 8 SIGN ERECTION, RELOCATE SIGN TYPE D
- 9 SIGN ERECTION, RELOCATE SIGN TYPE E
- 10 SIGN ERECTION, RELOCATE SIGN TYPE F
- 11 SIGN ERECTION, RELOCATE SIGN MILEMARKERS

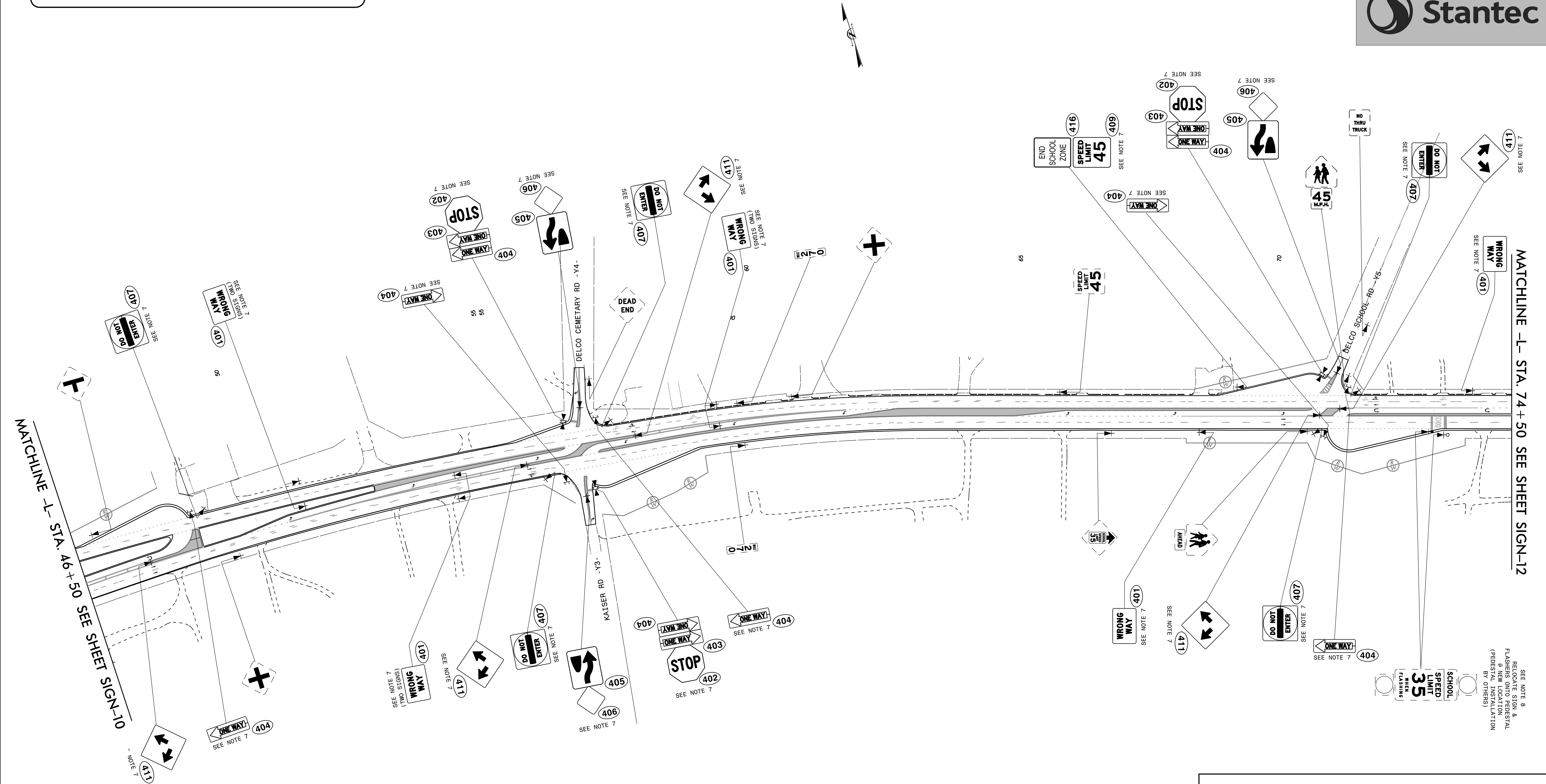
\$\$\$\$\$SYTIME\$\$\$\$\$
 \$\$\$DDGN\$\$\$\$\$
 \$\$\$USERNAME\$\$\$\$\$

PROPOSED SIGNING

TIP NO. W-5601EV	SHEET NO. SIGN-11
APPROVED: <i>Eddy J. Watson</i> <small>5/24/2018</small>	
SEAL 	
DOCUMENT NOT CONSIDERED FINAL UNLESS ALL SIGNATURES COMPLETED	
	

PROJECT NOTES



- 1 DISPOSAL OF SIGN SYSTEM, U-CHANNEL
- 2 DISPOSAL OF SIGN SYSTEM, WOOD
- 3 DISPOSAL OF SIGN SYSTEM, STEEL BEAM
- 4 DISPOSAL OF SUPPORT, U-CHANNEL
- 5 DISPOSAL OF SUPPORT, WOOD
- 6 RELOCATE SIGN, TYPE D
- 7 SIGN ERECTION, TYPE D, E, AND F
- 8 SIGN ERECTION, RELOCATE SIGN TYPE D
- 9 SIGN ERECTION, RELOCATE SIGN TYPE E
- 10 SIGN ERECTION, RELOCATE SIGN TYPE F
- 11 SIGN ERECTION, RELOCATE SIGN MILEMARKERS

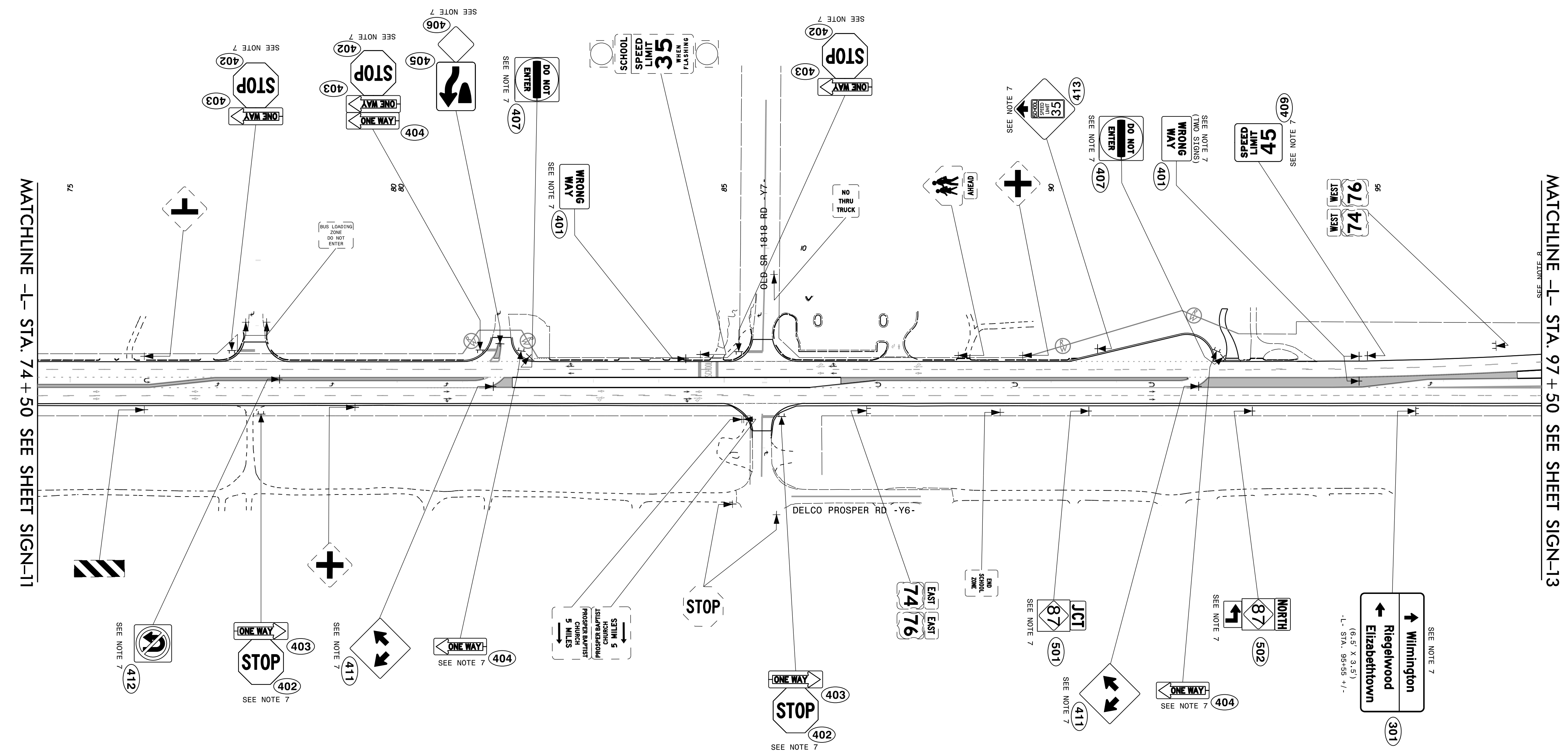


\$\$\$\$\$SYTIME\$\$\$\$\$
 \$\$\$\$\$\$DGN\$\$\$\$\$
 \$\$\$\$\$\$USERNAM\$\$\$\$\$

PROPOSED SIGNING

SEE NOTE 8
 RELOCATE SIGN &
 FLASHERS ONTO PERISTAL
 (PERISTAL INSTALLATION
 BY OTHERS)

TIP NO. W-5601EV	SHEET NO. SIGN-12
APPROVED: <i>Etay L. Watson</i> DATE: 5/24/2018	
SEAL 	
DOCUMENT NOT CONSIDERED FINAL UNLESS ALL SIGNATURES COMPLETED	
	





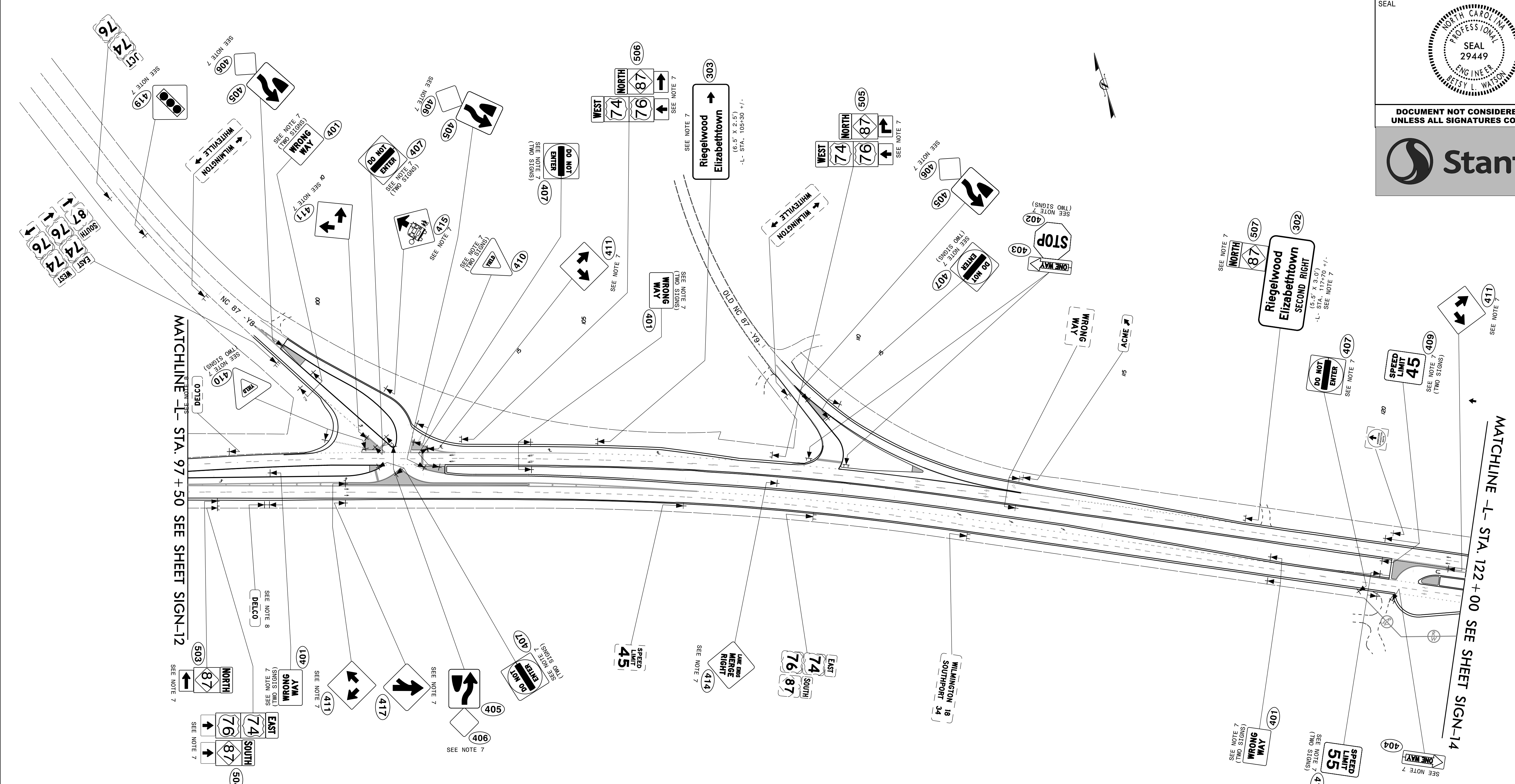
PROJECT NOTES

- 1 DISPOSAL OF SIGN SYSTEM, U-CHANNEL
- 2 DISPOSAL OF SIGN SYSTEM, WOOD
- 3 DISPOSAL OF SIGN SYSTEM, STEEL BEAM
- 4 DISPOSAL OF SUPPORT, U-CHANNEL
- 5 DISPOSAL OF SUPPORT, WOOD
- 6 RELOCATE SIGN, TYPE D
- 7 SIGN ERECTION, TYPE D, E, AND F
- 8 SIGN ERECTION, RELOCATE SIGN TYPE D
- 9 SIGN ERECTION, RELOCATE SIGN TYPE E
- 10 SIGN ERECTION, RELOCATE SIGN TYPE F
- 11 SIGN ERECTION, RELOCATE SIGN MILEMARKERS

PROPOSED SIGNING

\$\$\$\$\$SYTIME\$\$\$\$\$
 \$\$\$DDGN\$\$\$\$\$
 \$\$\$USERNAME\$\$\$\$\$

TIP NO. W-5601EV	SHEET NO. SIGN-13
APPROVED: <i>Erin L. Watson</i> DATE: 5/24/2018	
SEAL 	
DOCUMENT NOT CONSIDERED FINAL UNLESS ALL SIGNATURES COMPLETED	
	





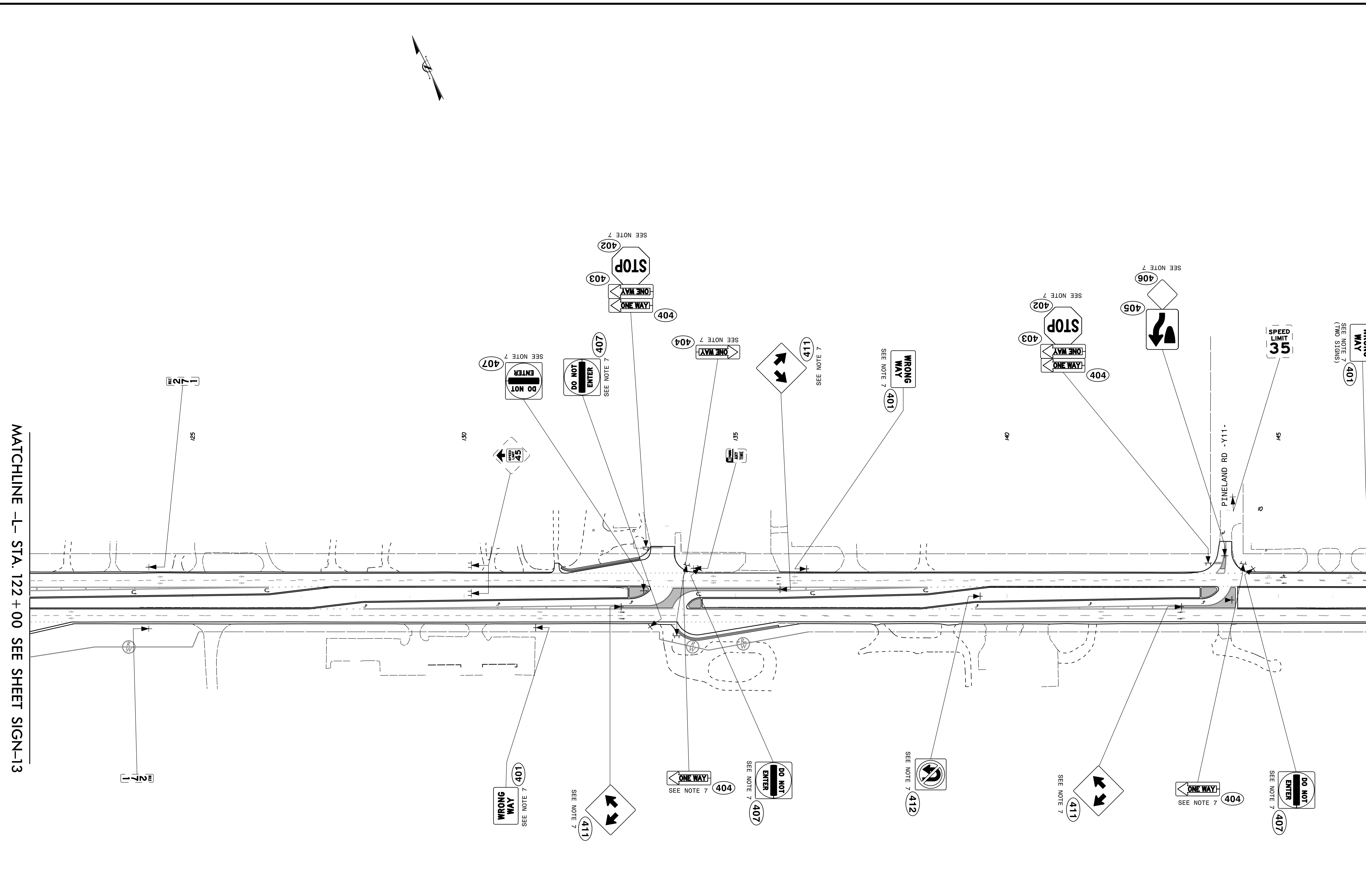
PROJECT NOTES

- 1 DISPOSAL OF SIGN SYSTEM, U-CHANNEL
- 2 DISPOSAL OF SIGN SYSTEM, WOOD
- 3 DISPOSAL OF SIGN SYSTEM, STEEL BEAM
- 4 DISPOSAL OF SUPPORT, U-CHANNEL
- 5 DISPOSAL OF SUPPORT, WOOD
- 6 RELOCATE SIGN, TYPE D
- 7 SIGN ERECTION, TYPE D, E, AND F
- 8 SIGN ERECTION, RELOCATE SIGN TYPE D
- 9 SIGN ERECTION, RELOCATE SIGN TYPE E
- 10 SIGN ERECTION, RELOCATE SIGN TYPE F
- 11 SIGN ERECTION, RELOCATE SIGN MILEMARKERS

PROPOSED SIGNING

\$\$\$\$\$SYTIME\$\$\$\$\$
\$\$\$\$\$DDGN\$\$\$\$\$
\$\$\$\$\$USERNAME\$\$\$\$\$

TIP NO. W-5601EV	SHEET NO. SIGN-14
APPROVED: <i>Patsy L. Watson</i> DATE: 5/24/2018	
SEAL 	
DOCUMENT NOT CONSIDERED FINAL UNLESS ALL SIGNATURES COMPLETED	
	



MATCHLINE -L- STA. 122+00 SEE SHEET SIGN-13



MATCHLINE -R- STA. 147+00 SEE SHEET SIGN-15

PROJECT NOTES

- 1 DISPOSAL OF SIGN SYSTEM, U-CHANNEL
- 2 DISPOSAL OF SIGN SYSTEM, WOOD
- 3 DISPOSAL OF SIGN SYSTEM, STEEL BEAM
- 4 DISPOSAL OF SUPPORT, U-CHANNEL
- 5 DISPOSAL OF SUPPORT, WOOD
- 6 RELOCATE SIGN, TYPE D
- 7 SIGN ERECTION, TYPE D, E, AND F
- 8 SIGN ERECTION, RELOCATE SIGN TYPE D
- 9 SIGN ERECTION, RELOCATE SIGN TYPE E
- 10 SIGN ERECTION, RELOCATE SIGN TYPE F
- 11 SIGN ERECTION, RELOCATE SIGN MILEMARKERS

PROPOSED SIGNING

\$\$\$\$\$SYTIME\$\$\$\$\$
\$\$\$\$\$DDGN\$\$\$\$\$
\$\$\$\$\$USERNAME\$\$\$\$\$

TIP NO. W-5601EV	SHEET NO. SIGN-15
APPROVED: <i>Patsy L. Watson</i> DATE: 5/24/2018	
SEAL 	
DOCUMENT NOT CONSIDERED FINAL UNLESS ALL SIGNATURES COMPLETED	
	

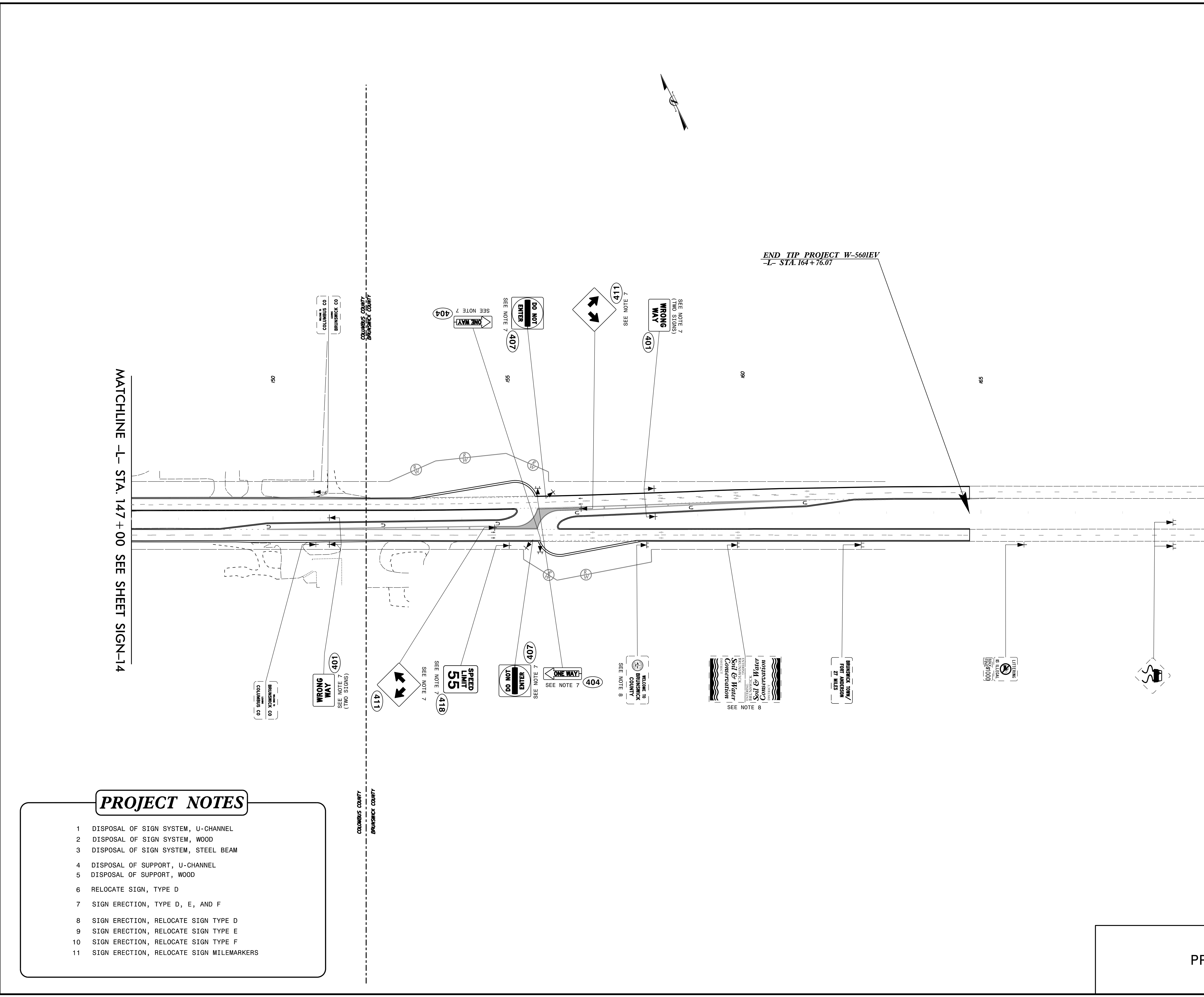
MATCHLINE -L- STA. 147 + 00 SEE SHEET SIGN-14

END TIP PROJECT W-5601EV
-L- STA. 164 + 76.07

PROJECT NOTES

- DISPOSAL OF SIGN SYSTEM, U-CHANNEL
- DISPOSAL OF SIGN SYSTEM, WOOD
- DISPOSAL OF SIGN SYSTEM, STEEL BEAM
- DISPOSAL OF SUPPORT, U-CHANNEL
- DISPOSAL OF SUPPORT, WOOD
- RELOCATE SIGN, TYPE D
- SIGN ERECTION, TYPE D, E, AND F
- SIGN ERECTION, RELOCATE SIGN TYPE D
- SIGN ERECTION, RELOCATE SIGN TYPE E
- SIGN ERECTION, RELOCATE SIGN TYPE F
- SIGN ERECTION, RELOCATE SIGN MILEMARKERS

\$\$\$\$\$SYTIME\$\$\$\$\$
\$\$\$\$\$DDGN\$\$\$\$\$
\$\$\$\$\$USERNAM\$\$\$\$\$



PROPOSED SIGNING