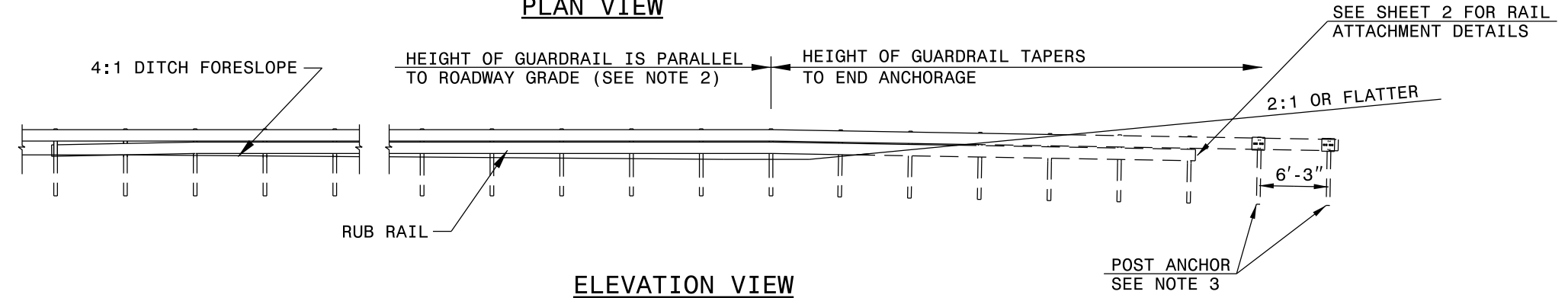
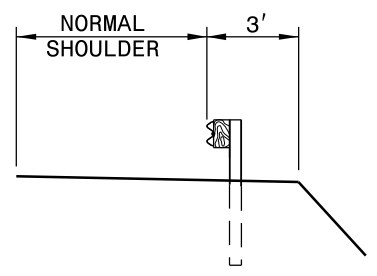


PLAN VIEW

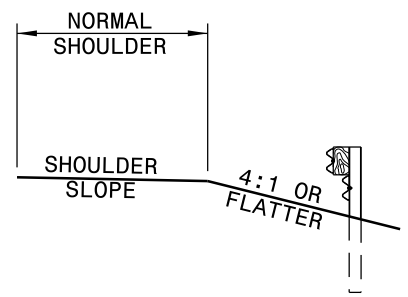
DESIGN SPEED mph	A:B
≥ 60	13:1
55	12:1
50	11:1
45	10:1
40	9:1
30 or less	7:1



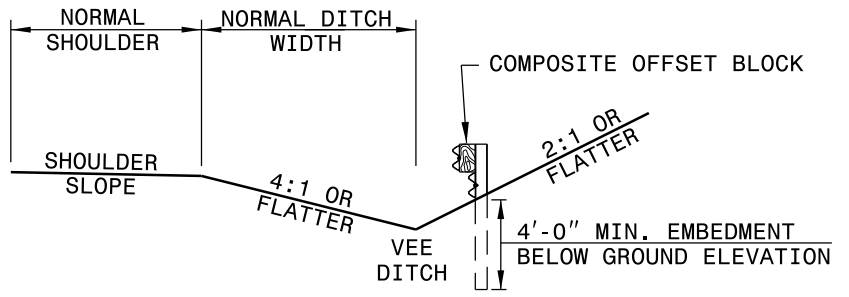
ELEVATION VIEW



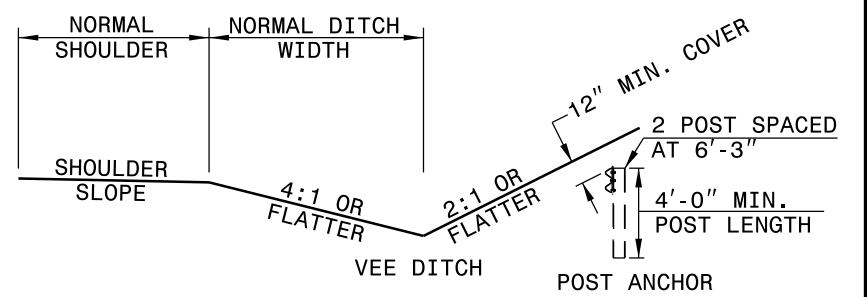
SECTION A-A



SECTION B-B  
(WITH RUBRAIL)



SECTION C-C  
(WITH RUBRAIL)



SECTION D-D

- NOTES:
- VARIABLE DITCH OFFSETS MAY BE USED TO FIT FIELD CONDITIONS.
  - HEIGHT OF GUARDRAIL MAY BE TAPERED DOWN IN ELEVATION TO MAINTAIN 3'-9" MAXIMUM HEIGHT.
  - ALL POSTS ARE 8'-0" IN LENGTH FROM WHERE THE GUARDRAIL FLARES AWAY FROM THE SHOULDER BACK TO THE DITCH FLOW LINE. GUARDRAIL POSTS BEYOND THE DITCH FLOW LINE MAY BE SHORTENED AS LONG AS A MINIMUM OF 4 FT. EMBEDMENT REMAINS BELOW THE EXISTING GROUND LINE. POST FOR POST ANCHOR MAY BE REDUCED TO 4 FT., ALL OF WHICH WILL BE BELOW GROUND.
  - REFER TO NCDOT STANDARD DRAWINGS 862.02 FOR GUARDRAIL INSTALLATION NOT COVERED IN THIS DETAIL AND INSTALL IN ACCORDANCE WITH SECTION 862 OF THE STANDARDS SPECIFICATIONS.
  - PAYMENT FOR ANY RUBRAIL INSTALLATION BEYOND BIC GUARDRAIL ANCHOR UNIT PAY LIMITS WILL BE INCIDENTAL TO PAYMENT FOR BIC ANCHOR UNIT.

**CONTRACT STANDARDS AND DEVELOPMENT UNIT**  
Office 919-707-6950 FAX 919-250-4119

**DETAIL OF GUARDRAIL BURIED IN CUT (BIC)**

ORIGINAL BY: FHWA-G4 SYSTEM DATE: 8-13-98  
MODIFIED BY: E.F. WARD DATE: 12-7-01  
CHECKED BY: DATE:  
FILE SPEC.: epicward/misc\_guardrail/BIC.dwg

5/14/99