


APPROVED: *Charles A. Johnson, III*
98A1595B47F54A6
 DATE: 4/6/2018



**DOCUMENT NOT CONSIDERED FINAL
UNLESS ALL SIGNATURES COMPLETED**

SIGN NUMBER: 17B BACKG COLOR: Green/Yellow
 TYPE: A (OVHD) COPY COLOR: White/Black
 QUANTITY: 1

SYMBOL	X	Y	WID	HT
Type A Arrow	92	5	22.6	35.6

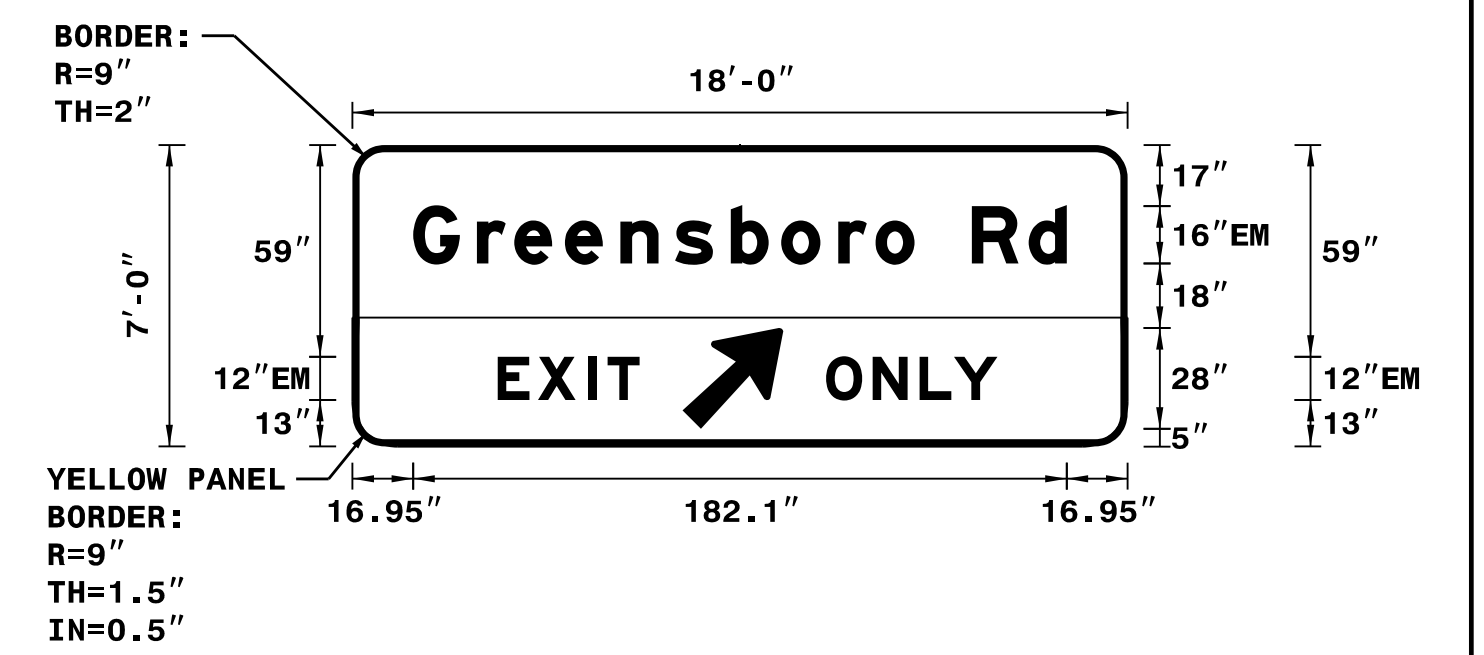
SIGN WIDTH: 18'-0"
 HEIGHT: 7'-0"
 TOTAL AREA: 126.0 Sq.Ft.

BORDER TYPE: VAR.
 RECESS: VAR.
 WIDTH: VAR.
 RADII: VAR.

MAT'L: 0.125" ALUMINUM

NO. Z BARS: 2
 LENGTH: 208.0

DESIGN BY: JAW CHECKED BY: TRT/KLB
 PROJECT ID: U-5169 DIV: 07 DATE: Oct 2017



- NOTES:
- Legend and border shall be direct applied Grade A reflective sheeting.
 - Arrow shall be black non-reflective sheeting on 0.032" aluminum and demountable.
 - Background shall be Grade C reflective sheeting.
 - Bottom panel shall be yellow Grade C sheeting. Legend shall be direct applied black non-reflective sheeting. Yellow panel is 216" X 36". (Border Type = Recessed, Recess = 0.5", Width = 1.5", Radii = 9")

LETTER POSITIONS

Letter spacings are to start of next letter

	G	r	e	e	n	s	b	o	r	o	R	d		Series/Size Text Length		
	17	17.8	10.4	14.1	15.5	15.2	15.5	14.1	15.8	10.4	10.9	16	15.8	10.6	17	EM 2000 182.1
	E	X	I	T												EM 2000 39.5
	40.5	11.2	14	5.4	8.9	136										EM 2000 47.8
	O	N	L	Y												
	132	13	13.1	9.6	12.1	36.2										

SIGN NUMBER: 101,104 BACKG COLOR: Green
 TYPE: A COPY COLOR: White
 QUANTITY: 2

SYMBOL	X	Y	WID	HT
Type A Arrow				

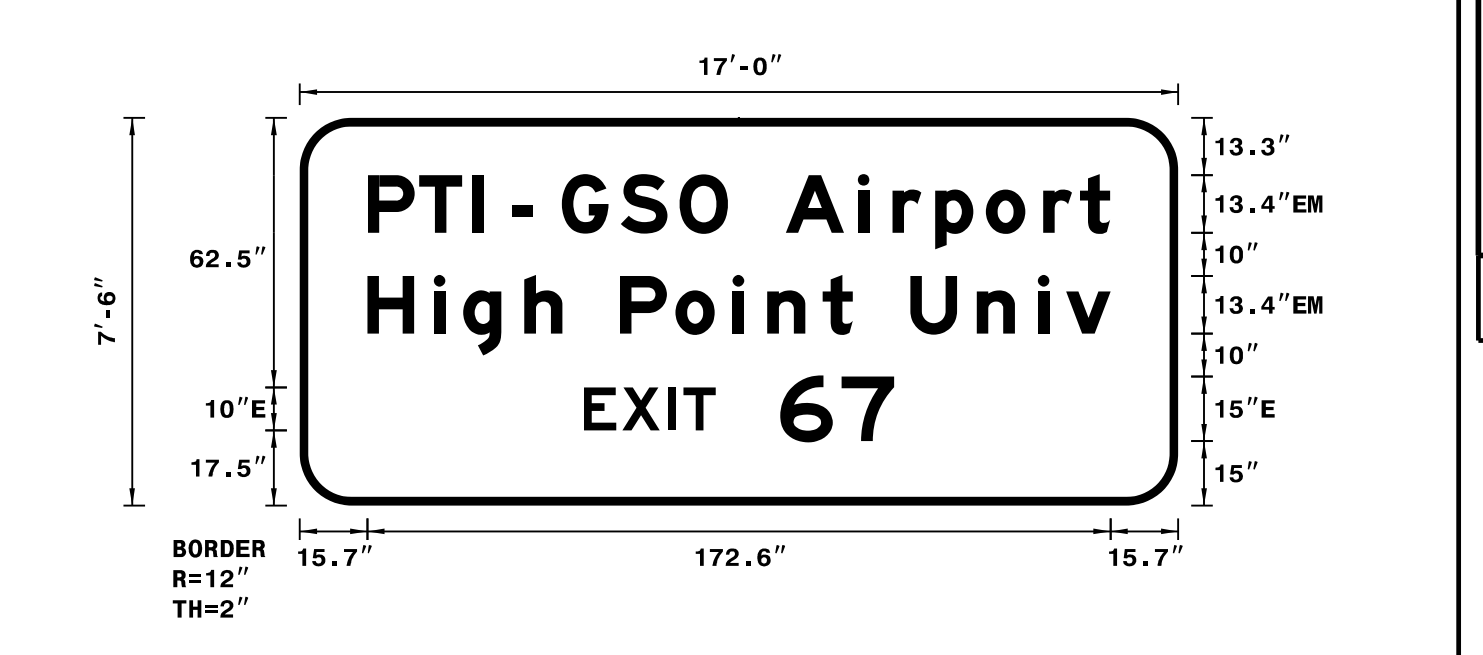
SIGN WIDTH: 17'-0"
 HEIGHT: 7'-6"
 TOTAL AREA: 127.5 Sq.Ft.

BORDER TYPE: FLUSH
 RECESS: 0"
 WIDTH: 2"
 RADII: 12"

MAT'L: 0.125" ALUMINUM

NO. Z BARS: 3
 LENGTH: 196.0

DESIGN BY: JAW CHECKED BY: TRT/KLB
 PROJECT ID: U-5169 DIV: 07 DATE: Oct 2017



- NOTES:
- Legend and border shall be direct applied Grade C reflective sheeting.
 - Background shall be Grade C reflective sheeting.

LETTER POSITIONS

Letter spacings are to start of next letter

	P	T	I	-	G	S	O	A	i	r	p	o	r	t		Series/Size Text Length					
	15.8	11.9	12.3	2.7	6.7	4.7	6.7	13.7	13.7	11.3	13.4	16.8	8	9.9	11.8	13.3	8.6	7	15.8	EM 2000 172.3	
	H	i	g	h	P	o	i	n	t	U	n	i	v								EM 2000 172.6
	15.7	15.4	6.8	14.2	8.8	13.4	12.9	13.3	8	12.9	7	13.4	15.4	14.2	6.6	10.3	15.7			E 2000 72	
	E	X	I	T	6	7															
	66	8.9	10.7	3.5	7.5	15	14.2	12.2	66												

SIGN NUMBER: 102 BACKG COLOR: Green
 TYPE: A COPY COLOR: White
 QUANTITY: 1

SYMBOL	X	Y	WID	HT
M1_1	58.8	98	24	24
Type A Arrow	23.9	95	18.3	30
M1_1	22.7	29.2	24	24
Type A Arrow	112.6	22.8	18.3	30

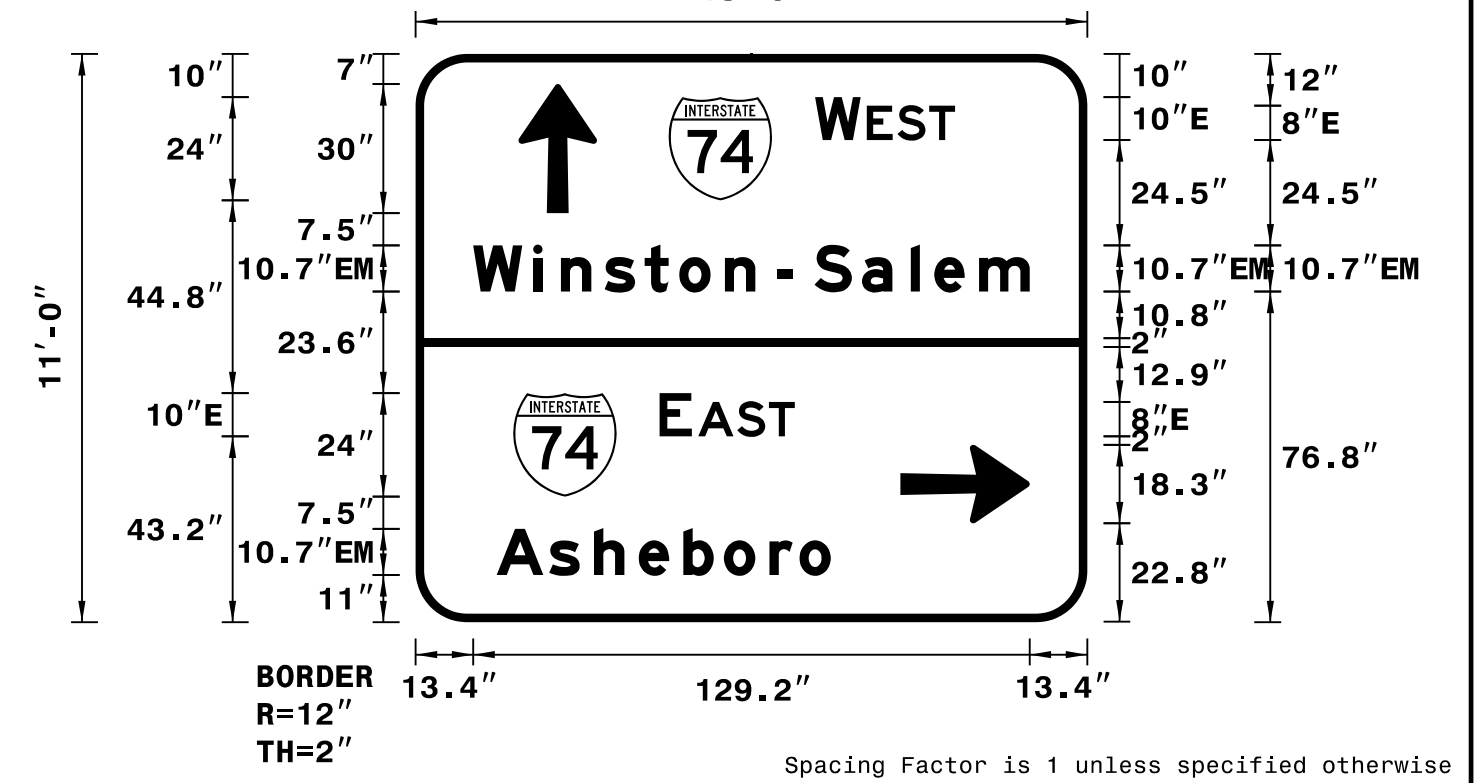
SIGN WIDTH: 13'-0"
 HEIGHT: 11'-0"
 TOTAL AREA: 143.0 Sq.Ft.

BORDER TYPE: FLUSH
 RECESS: 0"
 WIDTH: 2"
 RADII: 12"

MAT'L: 0.125" ALUMINUM

NO. Z BARS: 3
 LENGTH: 148.0

DESIGN BY: JAW CHECKED BY: TRT/KLB
 PROJECT ID: U-5169 DIV: 07 DATE: Oct 2017



- NOTES:
- Legend and border shall be direct applied Grade C reflective sheeting.
 - Arrows and shields shall be Grade C reflective sheeting on 0.032" aluminum and demountable.
 - Background shall be Grade C reflective sheeting.

LETTER POSITIONS

Letter spacings are to start of next letter

	W	E	S	T												Series/Size Text Length				
	92.8	10.6	1.4	7.1	7.4	6	30.7									E 2000 32.5				
	W	i	n	s	t	o	n	-	S	a	l	e	m			EM 2000 129.2				
	13.4	13.9	6.4	10.2	9.3	8	10.6	7.1	5	3.7	5	11	11.3	5.5	10.4	11.8	13.4			
	E	A	S	T												E 2000 31.4				
	56.7	7.5	1.5	9	7.4	6	67.9									E 2000 32.5				
	A	s	h	e	b	o	r	o								EM 2000 77.6				
	18.8	12.2	10.4	10.4	10.4	9.4	10.6	7	7.3	59.6										

SIGN NUMBER: 103 BACKG COLOR: Green
 TYPE: A COPY COLOR: White
 QUANTITY: 1

SYMBOL	X	Y	WID	HT
M1_1	58.8	98	24	24
Type A Arrow	23.9	84.4	18.3	30
Type A Arrow	112.6	32.1	18.3	30
M1_1	22.7	29.2	24	24

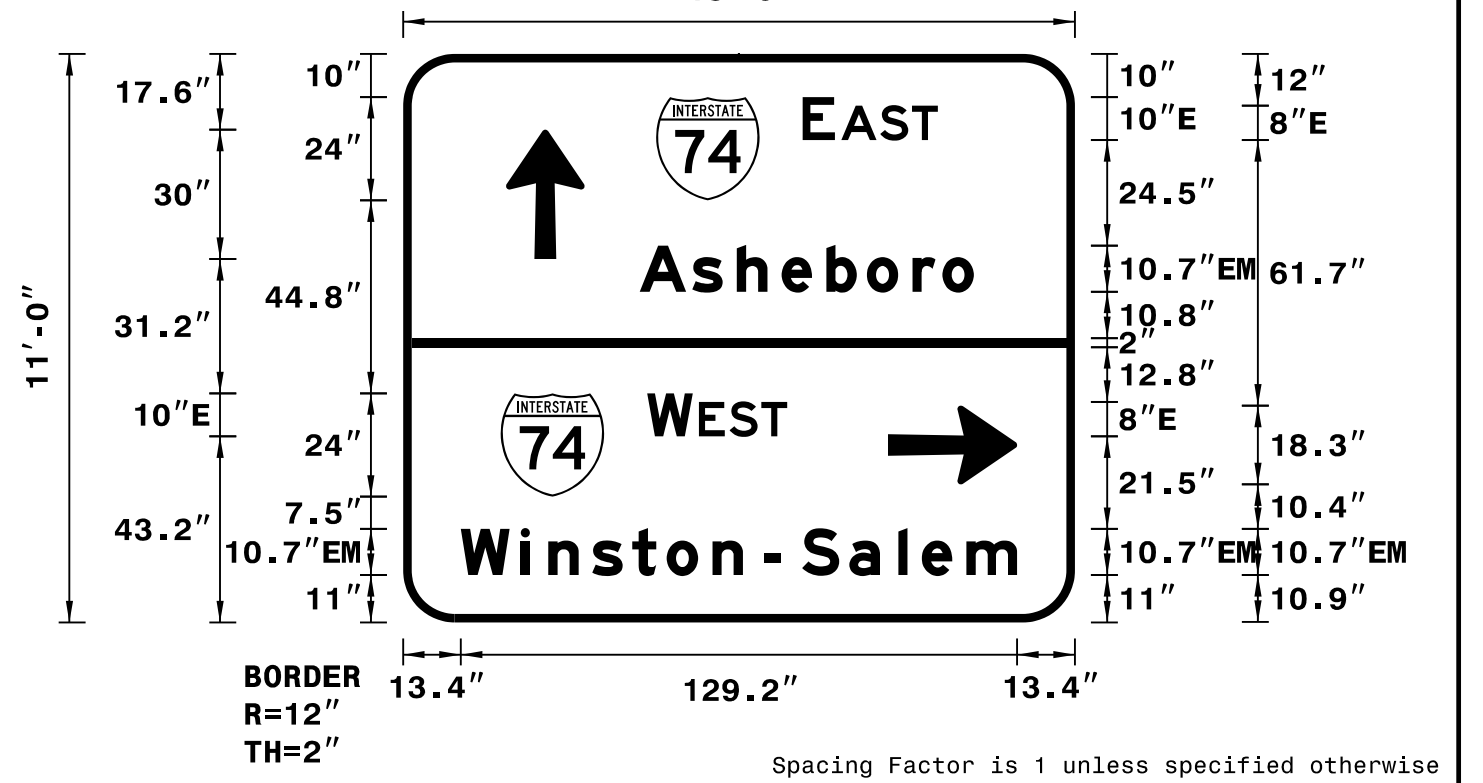
SIGN WIDTH: 13'-0"
 HEIGHT: 11'-0"
 TOTAL AREA: 143.0 Sq.Ft.

BORDER TYPE: FLUSH
 RECESS: 0"
 WIDTH: 2"
 RADII: 12"

MAT'L: 0.125" ALUMINUM

NO. Z BARS: 3
 LENGTH: 148.0

DESIGN BY: JAW CHECKED BY: TRT/KLB
 PROJECT ID: U-5169 DIV: 07 DATE: Oct 2017



- NOTES:
- Legend and border shall be direct applied Grade C reflective sheeting.
 - Arrows and shields shall be Grade C reflective sheeting on 0.032" aluminum and demountable.
 - Background shall be Grade C reflective sheeting.

LETTER POSITIONS

Letter spacings are to start of next letter

	E	A	S	T												Series/Size Text Length				
	92.8	7.5	1.5	9	7.4	6	31.8									E 2000 31.4				
	A	s	h	e	b	o	r	o								EM 2000 77.6				
	54.9	12.2	10.4	10.4	10.4	9.4	10.6	7	7.3	23.5						E 2000 32.5				
	W	E	S	T												E 2000 31.4				
	56.7	10.6	1.4	7.1	7.4	6	66.8									E 2000 32.5				
	W	i	n	s	t	o	n	-	S	a	l	e	m			EM 2000 129.2				
	13.4	13.9	6.4	10.2	9.3	8	10.6	7.1	5	3.7	5	11	11.3	5.5	10.4	11.8	13.4			