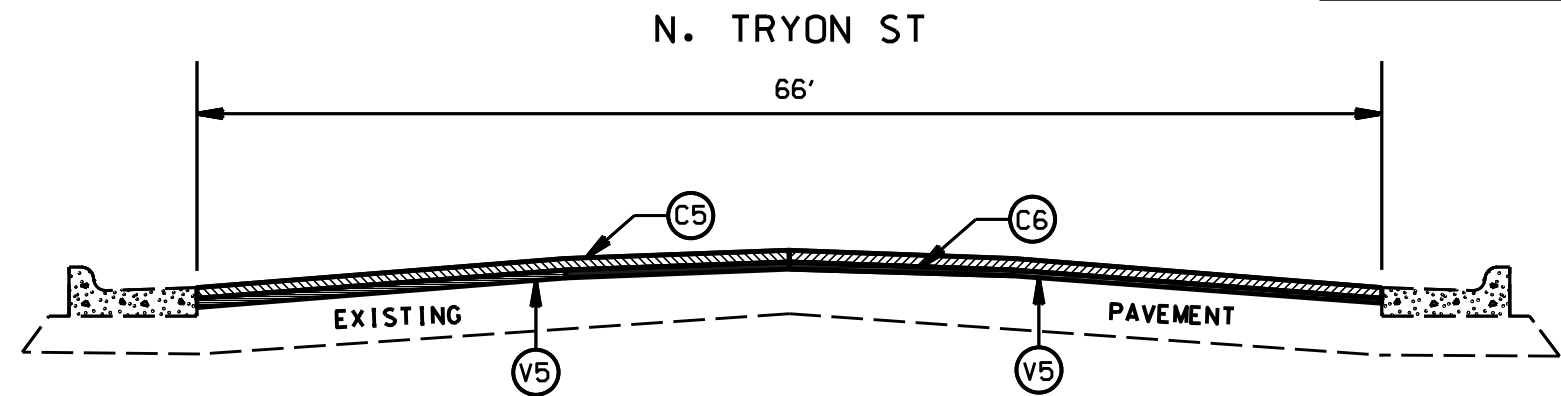


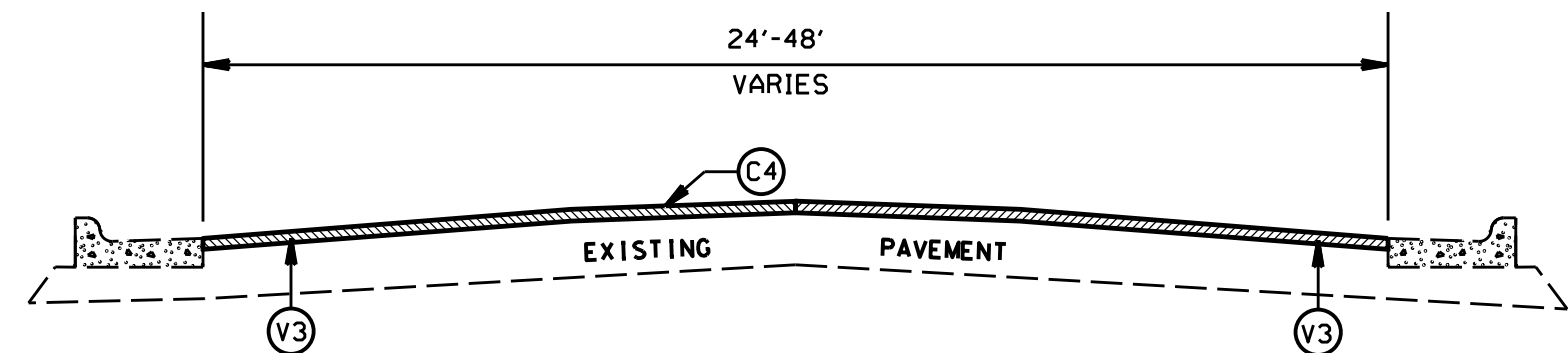
STATE	PROJECT NO.	SHEET NO.	TOTAL SHEETS
N.C.		14	
WBS NO. 2018CPT.10.11.10601.1, etc.			

PAVEMENT SCHEDULE	
C2	PROP. APPROX. 1.5" ASPHALT CONCRETE SURFACE COURSE, TYPE S9.5B, AT AN AVERAGE RATE OF 165 LBS. PER SQ. YD.
C3	PROP. APPROX. 2.0" ASPHALT CONCRETE SURFACE COURSE, TYPE S9.5B, TWO LAYER AT AN AVERAGE RATE OF 110 LBS., PER SQ.YD..
C4	PROP. APPROX. 1.5" ASPHALT CONCRETE SURFACE COURSE, TYPE S9.5C, AT AN AVERAGE RATE OF 168 LBS. PER SQ. YD.
C5	PROP. APPROX. 2.0" ASPHALT CONCRETE SURFACE COURSE, TYPE S9.5C, AT AN AVERAGE RATE OF 224 LBS. PER SQ. YD.
C6	PROP. ASPHALT SURFACE TREATMENT, MATCOAT #67, AT AN AVERAGE RATE OF 25 LBS. PER SQ. YD. (STONE) AND 0.35 GALLONS PER SQ. YD. (LIQUID ASPHALT)
C8	PROP. ASPHALT SURFACE TREATMENT, DOUBLE SEAL: TOP LAYER #78 STONE AT 12 LBS./SY, AND 0.25 GALS./SY EMULSION BOTTOM LAYER #78 AT 18 LBS/SY, AND 0.30 GALS./SY EMULSION
D2	PROP. APPROX. 2.5" ASPHALT CONCRETE INTERMEDIATE COURSE, TYPE I19.0C AT AN AVERAGE RATE OF 285 LBS. PER SQ. YD.
F	PROPOSED FULL DEPTH RECLAMATION AT A DEPTH OF 12 INCHES WITH PORTLAND CEMENT TREATED BASE AT AN AVERAGE RATE OF 73 LBS/SY
J	ABC STONE 12" DEPTH
V1	INCIDENTAL MILLING
V2	MILLING 1.0" DEPTH
V3	MILLING 1.5" DEPTH
V4	MILLING 2.0" DEPTH
V5	MILLING 2.5" DEPTH
V6	MILLING 4.0" DEPTH
T	SHOULDER RECONSTRUCTION

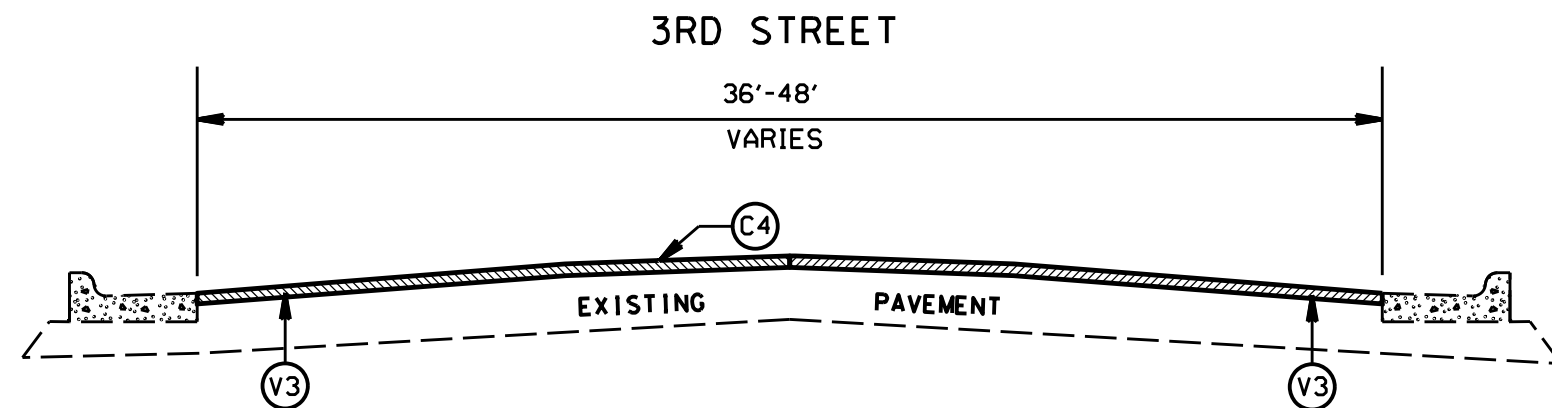


TYPICAL SECTION NO. 7

3RD-4TH ST CONNECTOR



TYPICAL SECTION NO. 8



TYPICAL SECTION NO. 9

2018/2019 MECKLENBURG COUNTY
RESURFACING

SCALE	-NA-		REVISIONS	
DATE	3/18		4/4/18	
DWG. BY	JHE			
DESIGN BY	JHE			
APPROVED				