

**This electronic collection of documents is provided
for the convenience of the user
and is Not a Certified Document –**

**The documents contained herein were originally issued
and sealed by the individuals whose names and license
numbers appear on each page, on the dates appearing
with their signature on that page.**

**This file or an individual page
shall not be considered a certified document.**

**STATE OF NORTH CAROLINA
DEPARTMENT OF TRANSPORTATION**

**SIGNING PLAN
STANLY COUNTY**

LOCATION: BRIDGE No. 44 OVER LONG CREEK ON SR1435

PROJECT REFERENCE NO. B-5373	SHEET NO. SIGN-01
APPROVED: <small>RENEE B. ROACH 33C6C8F7CF4848D...</small>	
DATE: 12/4/2017	
DOCUMENT NOT CONSIDERED FINAL UNLESS ALL SIGNATURES COMPLETED	

T.I.P.: B-5373

CONTRACT: C204065

PROJECT NOTES

- 1 DISPOSAL OF SIGN SYSTEM, U-CHANNEL

SUMMARY OF QUANTITIES

ITEM NO.		ITEM DESCRIPTION	QUANTITY	UNIT
DESC. NO.	SECT. NO.			
4025000000	901	CONTRACTOR FURNISHED, TYPE E SIGN	14.75	S.F.
4072000000	903	SUPPORTS, 3 LB STEEL U-CHANNEL	30	L.F.
4102000000	904	SIGN ERECTION, TYPE E	3	EA.
4155000000	907	DISPOSAL OF SIGN SYSTEM, U-CHANNEL	10	EA.

GENERAL NOTES

- . SIGNS FURNISHED BY CONTRACTOR
- . IF REMOVAL OR RELOCATION OF SIGNS ON PRIVATE STREET (NON-STATE MAINTAINED) IS REQUIRED DUE TO CONSTRUCTION, THE CONTRACTOR SHALL INFORM THE ENGINEER. THE WORK WILL BE COMPLETED BY OTHERS.
- . WHEN NOT STATIONED OR DIMENSIONED ON PLANS, ALL 'E' AND 'F' SIGNS SHALL BE FIELD LOCATED BY THE ENGINEER
- . ALL EXISTING SIGNS ON "U" CHANNEL POST WITHIN THE PROJECT LIMITS SHALL BE REMOVED AND DISPOSED OF UNLESS OTHERWISE NOTED ON PLANS.
- . THE BACKGROUND FOR TYPE E & F SIGNS SHALL BE TYPE C REFLECTIVE SHEETING.
- . SEE ROADWAY PLANS FOR GUARD/GUIDE RAIL DETAILS.

ROADWAY STANDARD DRAWING


THE FOLLOWING ROADWAY STANDARDS AS APPEAR IN "ROADWAY STANDARD DRAWINGS" - PROJECT SERVICES UNIT - N.C. DEPARTMENT OF TRANSPORTATION - RALEIGH, N.C., DATED JANUARY 2018 ARE APPLICABLE TO THIS PROJECT AND BY REFERENCE HEREBY ARE CONSIDERED A PART OF THESE PLANS:

STD. NO.	TITLE
904.10	ORIENTATION OF GROUND MOUNTED SIGNS
904.50	MOUNTING OF TYPE 'D', 'E' AND 'F' SIGNS ON 'U' CHANNEL POSTS

INDEX

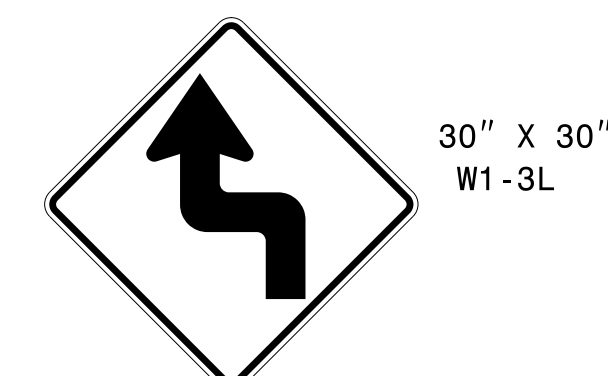
SHEET NO.	DESCRIPTION
SIGN-1	TITLE SHEET
SIGN-2	SIGNING PLAN SHEETS

401 QUANTITY REQ'D 1



ONE "U" POST PER SIGN

402 QUANTITY REQ'D 1



ONE "U" POST PER SIGN


403 QUANTITY REQ'D 1



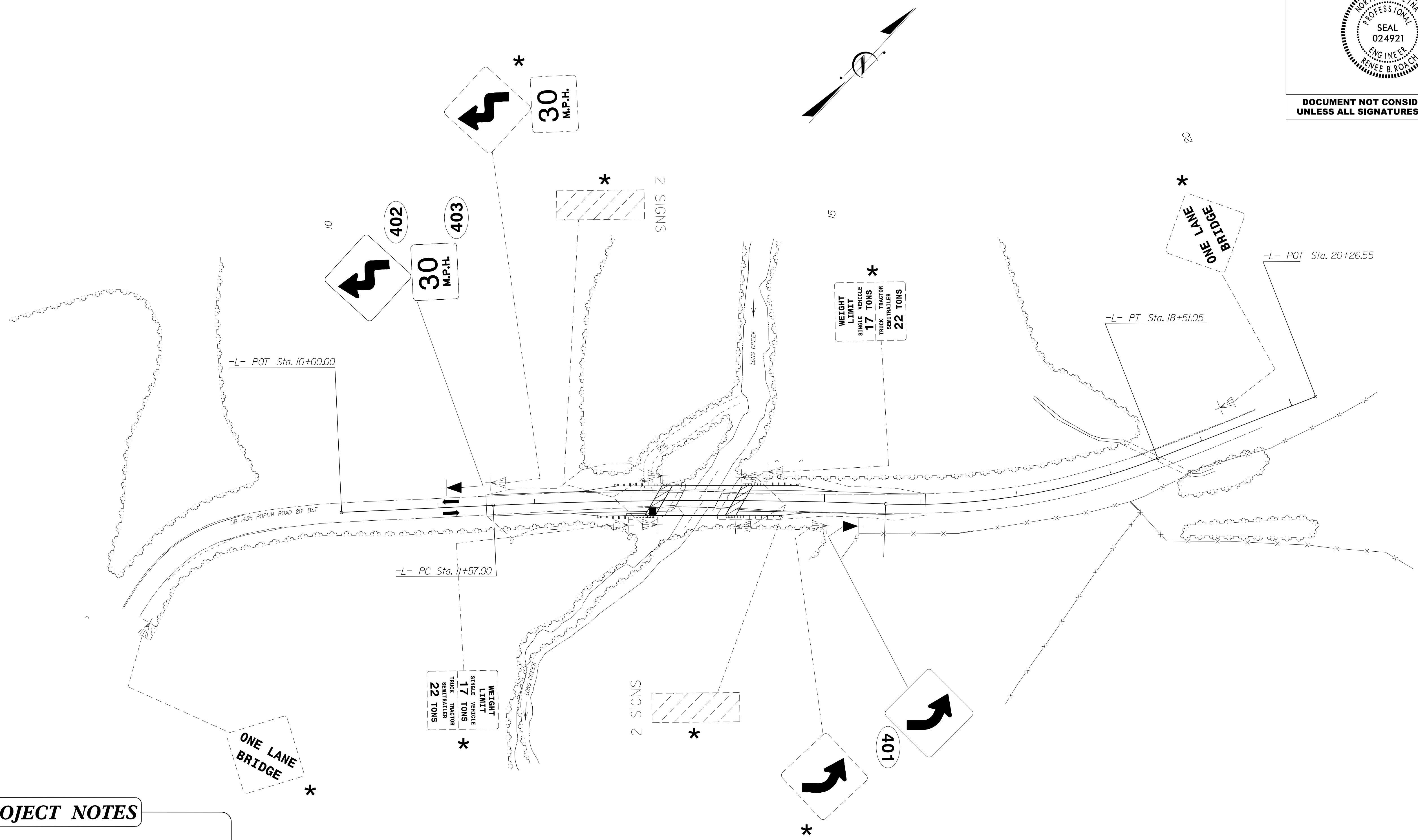
MOUNT BELOW SIGN 402
IN 1 INSTALLATIONS

PLAN PREPARED BY: N.C.D.O.T. SIGNING AND DELINEATION UNIT

K. L. JORDAN SIGNING & DELINEATION REGIONAL ENGINEER
J. G. MARTINEZ SIGNING & DELINEATION PROJECT DESIGN ENGINEER



C:\TIP\2017\CONTRACTS\B-5373\DRAWINGS\STANLY\CONTRACT: C204065.DWG



PROJECT NOTES

1 DISPOSAL OF SIGN SYSTEM, U-CHANNEL

* SEE NOTE 1

**EXISTING & PROPOSED SIGNS
POPLIN RD**

SYSTEMS
SERVICES