

**This electronic collection of documents is provided
for the convenience of the user
and is Not a Certified Document –**

**The documents contained herein were originally issued
and sealed by the individuals whose names and license
numbers appear on each page, on the dates appearing
with their signature on that page.**

**This file or an individual page
shall not be considered a certified document.**

**STATE OF NORTH CAROLINA
DEPARTMENT OF TRANSPORTATION**

**SIGNING PLAN
COLUMBUS COUNTY**

**LOCATION: US 7476 AT SR 1001 (HALLSBORO ROAD)
CONVERT AT GRADE INTERSECTION TO
INTERCHANGE**

TIP NO. R-5749	SHEET NO. SIGN-1
DocuSigned by: Joseph Kopaskie 9C0EAEF80A5FA...	
APPROVED:	
DATE: 12/8/2017	
DOCUMENT NOT CONSIDERED FINAL UNLESS ALL SIGNATURES COMPLETED	

T.I.P.: R-5749

CONTRACT: C204115

ROADWAY STANDARD DRAWING

THE FOLLOWING ROADWAY STANDARDS AS APPEAR IN "ROADWAY STANDARD DRAWINGS" - PROJECT SERVICES UNIT - N.C. DEPARTMENT OF TRANSPORTATION - RALEIGH, N.C., DATED JANUARY 2018 ARE APPLICABLE TO THIS PROJECT AND BY REFERENCE HEREBY ARE CONSIDERED A PART OF THESE PLANS:

STD. NO.	TITLE
901.10	TYPE 'A' SIGNS
901.20	TYPE 'B' SIGNS
901.70	SIGN STRINGERS AND SUPPORT SPACING
901.50	ARROWS AND SHIELDS
901.80	SIGN MOUNTING DETAILS - FOR TYPE A AND TYPE B SIGNS
903.10	GROUND MOUNTED SIGN SUPPORTS
904.10	ORIENTATION OF GROUND MOUNTED SIGNS
904.20	SECONDARY SIGN MOUNTING
904.30	SUPPLEMENTAL SIGN MOUNTING
904.40	MILEPOST AND PLACEMENT
904.50	MOUNTING OF TYPE 'D', 'E' AND 'F' SIGNS ON 'U' CHANNEL POSTS

SUMMARY OF QUANTITIES

ITEM NO.	ITEM DESCRIPTION	QUANTITY	UNIT
DESC. NO.	SECT. NO.		
4048000000	902	3	C.Y.
4054000000	902	1	C.Y.
4060000000	903	2701	LBS
4066000000	903	657	LBS
4072000000	903	1170	L.F.
4078000000	903	2	EA
4096000000	904	6	EA
4102000000	904	28	EA
4108000000	904	8	EA
4110000000	904	6	EA
4110000000	904	4	EA
4114000000	904	2	EA
4155000000	907	1	EA

PAY ITEM NOTES

- SIGN ERECTION, TYPE D, E, AND F
- SIGN ERECTION, TYPE A (GROUND MOUNTED)
- SIGN ERECTION, TYPE B (GROUND MOUNTED)
- SIGN ERECTION, MILE MARKERS
- DISPOSAL OF SIGN SYSTEM, U-CHANNEL

PROJECT NOTES

- DISPOSAL OF SIGN SYSTEM, U-CHANNEL

GENERAL NOTES


- SIGNS FURNISHED BY STATE
- ALL TYPE 'D' SIGNS SHALL BE MOUNTED ON TWO U-CHANNEL POSTS UNLESS OTHERWISE INDICATED ON THE PLANS.
- WHEN NOT STATIONED OR DIMENSIONED ON PLANS, ALL 'E' AND 'F' SIGNS SHALL BE FIELD LOCATED BY THE ENGINEER.
- ALL EXISTING SIGNS ON "U" CHANNEL POST WITHIN THE PROJECT LIMITS SHALL BE REMOVED AND DISPOSED OF UNLESS OTHERWISE NOTED ON PLANS.
- WHEN EXISTING SIGNS ARE REMOVED AND INSTALLED ON NEW SUPPORTS, THE RE-ERECTION SHALL IMMEDIATELY FOLLOW THE REMOVAL.
- THE BACKGROUND FOR TYPE E & F SIGNS SHALL BE TYPE C REFLECTIVE SHEETING.
- DO NOT BEGIN FABRICATION FOR TYPES A & B SIGNS MOUNTED ON STEEL SUPPORTS UNTIL "S" DIMENSIONS HAVE BEEN FIELD VERIFIED.
- SEE ROADWAY PLANS FOR GUARD/GUIDE RAIL DETAILS.

INDEX

SHEET NO.	DESCRIPTION
SIGN-1	TITLE SHEET
SIGN-2	SUPPORT CHART
SIGN-3	SIGN DESIGNS TYPE E & F SIGNS AND MILEMARKERS SHEETS
SIGN-4-4B	SIGN DESIGNS
SIGN-5-12	EXISTING & PROPOSED SIGN DETAIL SHEETS

CONTACTS: N.C.D.O.T. SIGNING AND DELINEATION UNIT



<u>Ayman I. Alqudwah, PE</u>	SIGNING & DELINEATION REGIONAL ENGINEER
<u>D. Mitchell Eaton, PE</u>	SIGNING & DELINEATION PROJECT DESIGN ENGINEER



SEPI
ENGINEERING & CONSTRUCTION
1025 Wade Avenue
Raleigh, NC 27605
Tel: 919-789-9977
Fax: 919-789-9591
License: C-2197

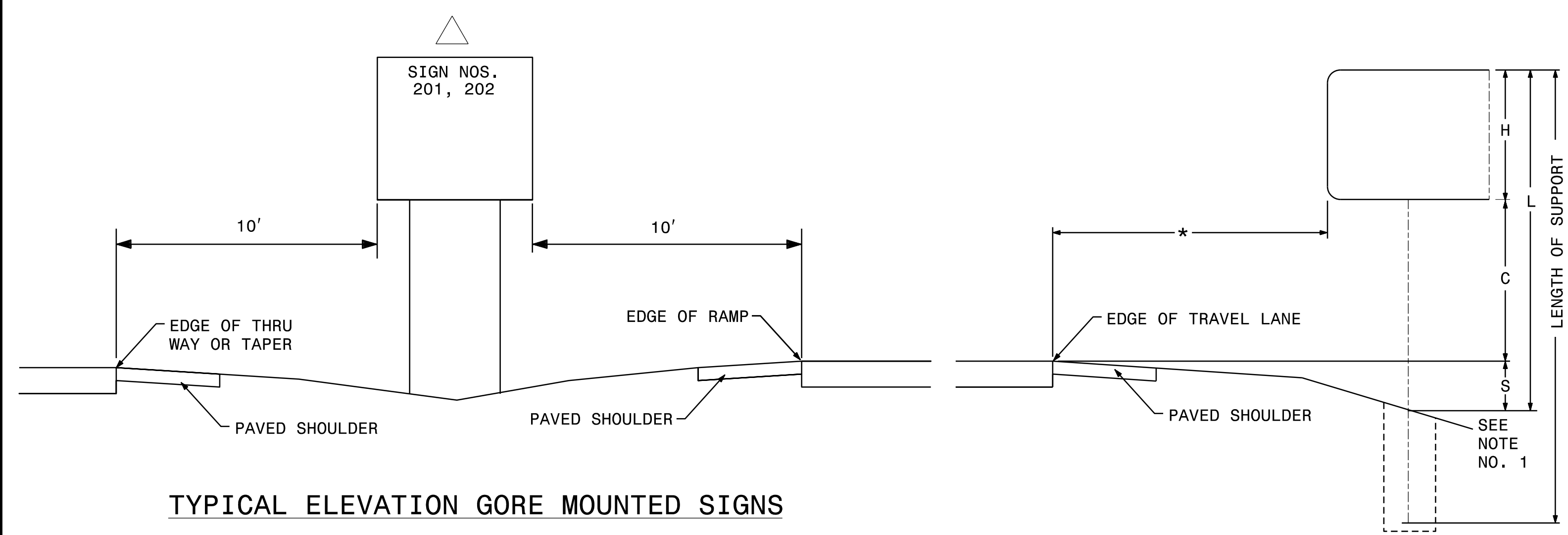
**PLAN PREPARED BY:
SEPI ENGINEERING & CONSTRUCTION**

<u>Joseph Kopaskie, P.E.</u>	PROJECT MANAGER
<u>Tyler J. Neal, E.I.</u>	DESIGN ENGINEER

TIP NO. R-5749	SHEET NO. SIGN-2
APPROVED:  DATE: 12/8/2017	
	
DOCUMENT NOT CONSIDERED FINAL UNLESS ALL SIGNATURES COMPLETED	

Version: 3.0 Posted: 9/14/2016

NUMBER	SIGN TYPE	SIGN SIZE (in.)			ROADWAY STATION	NUMBER OF SUPPORTS	BEAM SECTION	SUPPORT TYPE BA or S	OMNI COUPLER	ATTACHMENT METHOD	MOUNTING METHOD	HORIZONTAL CLEARANCE* (ft.)	SUPPORT SPACING	LENGTH (ft)			LEFT SUPPORT (ft)			CENTER SUPPORT (ft)			RIGHT SUPPORT (ft)			SUPPORT WEIGHTS		FOOTINGS				FIELD VERIFIED SEE NOTE 2 (mm/dd/yy)												
		w	x	h										SNS HT "H"	MTG HT "C"	EMBED-MENT	S	L	LENGTH	S	L	LENGTH	S	L	LENGTH	B/A (lbs.)	SIMPLE (lbs.)	DIAMETER (ft.)	DEPTH (ft.)	REINFORCED (c.y.)	PLAIN (c.y.)													
101A	B	132	x	30	-16+71 -L-	2	W6x16	BA	N/A	1-R	N/A	20.00	9.38	7.00	7.00	4.0	2.00	16.00	20.00	0.00	0.00	0.00	3.00	17.00	21.00	750.00	0	1.5	4.5	0.59	0.00													
101B	A	192	x	84																																								
102A	B	132	x	30	28+50 -L-	2	W6x16	BA	N/A	1-R	N/A	20.00	9.38	8.00	7.00	4.5	2.00	17.00	21.50	0.00	0.00	0.00	3.00	18.00	22.50	798.00	0	1.5	5	0.65	0.00													
102B	A	192	x	96																																								
103A	B	132	x	30	119+37 -L-	2	W6x16	BA	N/A	1-R	N/A	20.00	9.38	7.00	7.00	4.0	2.00	16.00	20.00	0.00	0.00	0.00	3.00	17.00	21.00	750.00	0	1.5	4.5	0.59	0.00													
103B	A	192	x	84																																								
104A	B	132	x	30	72+47 -L-	2	W6x16	S	N/A	1-R	N/A	14.00	9.38	8.00	7.00	4.0	1.00	16.00	20.00	0.00	0.00	0.00	2.00	17.00	21.00	0.00	656	1.5	4.5	0.59	0.00													
104B	A	192	x	96																																								
201	A	96	x	60	37+04 -L-	2	S3x5.7	BA	N/A	N/A	N/A	Δ	4.69	5.00	7.00	2.5	0.00	12.00	14.50	0.00	0.00	0.00	0.00	12.00	0.00	201.30	0	1.0	3	0.00	0.17													
202	A	96	x	60	65+51 -L-	2	S3x5.7	BA	N/A	N/A	N/A	Δ	4.69	5.00	7.00	2.5	0.00	12.00	14.50	0.00	0.00	0.00	0.00	12.00	0.00	201.30	0	1.0	3	0.00	0.17													
																							TOTAL	2700.60	TOTAL	656.00	TOTAL	2.42	TOTAL	0.35														
																							USE:	2701.00	657.00	3.00	1.00																	



TYPICAL ELEVATION GORE MOUNTED SIGNS

TYPICAL ELEVATION GROUND MOUNTED SIGNS








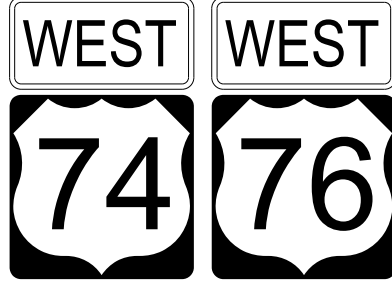


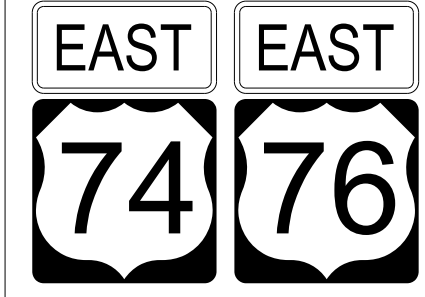







NOTES


- DIMENSION "S" REPRESENTS AN INCREASE (+), OR A DECREASE (-) IN POLE LENGTH, RELATIVE TO THE ELEVATION OF THE EDGE OF PAVEMENT.
- FIELD VERIFICATIONS SHALL BE REQUIRED FOR ALL SUPPORTS, SEE (*) ARTICLE 903-3. FABRICATORS SHALL BE AISC CERTIFIED IN CATEGORY 1, SEE (*) ARTICLE 1072-1. (*) = N.C.D.O.T. STANDARD SPECIFICATIONS FOR ROADS AND STRUCTURES.
- PLAN LOCATIONS FOR EXISTING UTILITIES ARE BASED ON THE BEST AVAILABLE INFORMATION AND, THEREFORE MAY NOT BE PRECISELY ACCURATE. THEREFORE, IT IS INCUMBENT UPON THE CONTRACTOR TO DETERMINE THE EXACT LOCATION OF UTILITIES BEFORE BEGINNING WORK IN A LOCATION.

12/8/2017 11:51:10 AM C:\signing\Plans\SIGN-2.dgn

SEPI
ENGINEERING & CONSTRUCTION
1025 Wade Avenue
Raleigh, NC 27605
Tel: 919-789-9977
Fax: 919-789-9591
License: C-2197

**TYPE "A" AND TYPE "B"
GROUND MOUNTED SIGNS**

<p>401 QUANTITY REQ'D <u>3</u></p>  <p>36 X 48 R2-1</p> <p>TWO "U" POSTS PER SIGN</p>	<p>406 QUANTITY REQ'D <u>2</u></p>  <p>54 X 18 R6-1</p> <p>MOUNT BEHIND SIGN 405 IN 2 INSTALLATIONS</p>			<p>501</p>  <p>1 - 24" X 12" 1 - 24" X 24" 1 - 24" X 15" 1 - 24" X 15"</p> <p>ONE "U" POST PER SIGN</p>	<p>506</p>  <p>2 - 24" X 12" 2 - 24" X 24" 2 - 24" X 24" 2 - 24" X 15"</p> <p>TWO "U" POSTS PER SIGN</p>
<p>402 QUANTITY REQ'D <u>4</u></p>  <p>30 X 30 R1-1</p> <p>ONE "U" POSTS PER SIGN</p>	<p>407 QUANTITY REQ'D <u>2</u></p>  <p>48 X 48 W4-1</p> <p>TWO "U" POSTS PER SIGN</p>			<p>502</p>  <p>2 - 24" X 12" 2 - 24" X 24" 2 - 24" X 24" 2 - 24" X 15"</p> <p>TWO "U" POSTS PER SIGN</p>	<p>507</p>  <p>2 - 36" X 18" 2 - 36" X 36"</p> <p>TWO "U" POSTS PER SIGN</p>
<p>403 QUANTITY REQ'D <u>2</u></p>  <p>36 X 36 X 36 R1-2</p> <p>ONE "U" POSTS PER SIGN</p>	<p>408 QUANTITY REQ'D <u>4</u></p>  <p>30 X 30 R5-1</p> <p>MOUNT BEHIND SIGN 402 IN 4 INSTALLATIONS</p>			<p>503</p>  <p>2 - 36" X 18" 2 - 36" X 36"</p> <p>TWO "U" POSTS PER SIGN</p>	
<p>404 QUANTITY REQ'D <u>4</u></p>  <p>42 X 30 R5-1a</p> <p>TWO "U" POSTS PER SIGN XXXX</p>	<p>409 QUANTITY REQ'D <u>3</u></p>  <p>36" X 48" R2-1</p> <p>TWO "U" POSTS PER SIGN</p>			<p>504</p>  <p>1 - 24" X 12" 1 - 24" X 24" 1 - 24" X 24" 1 - 24" X 15"</p> <p>ONE "U" POST PER SIGN</p>	<p>QUANTITY REQ'D <u>2</u></p>  <p>12" X 48"</p> <p>ONE "U" POST PER SIGN</p>
<p>405 QUANTITY REQ'D <u>2</u></p>  <p>54 X 18 R6-1</p> <p>TWO "U" POSTS PER SIGN</p>	<p>410 QUANTITY REQ'D <u>2</u></p>  <p>48" X 48" W3-5</p> <p>TWO "U" POSTS PER SIGN</p>			<p>505 508</p>  <p>1 - 21" X 15" 1 - 24" X 24" 1 - 24" X 24"</p> <p>ONE "U" POST PER SIGN</p>	

TIP NO. R-5749	SHEET NO. SIGN-3
Approved by: <i>Joseph Kapanick</i> 908REAF8045FA	
DATE: 12/8/2017	
SEAL 	
DOCUMENT NOT CONSIDERED FINAL UNLESS ALL SIGNATURES COMPLETED	

 <p>SEPI ENGINEERING & CONSTRUCTION</p>	1025 Wade Avenue Raleigh, NC 27605 Tel: 919-789-9977 Fax: 919-789-9591 License: C-2197
<p>TYPE "E" & "F" SIGNS</p>	

12/8/2017 10:00 AM
 I:\SEPI\Projects\12-8-17\12-8-17-10-00-AM\12-8-17-10-00-AM.dgn

TIP NO. R-5749	SHEET NO. SIGN-4
Approved by: <i>Joseph Kopaske</i> DATE: 12/8/2017	
DOCUMENT NOT CONSIDERED FINAL UNLESS ALL SIGNATURES COMPLETED	

SIGN NUMBER: 101B, 103B TYPE: A QUANTITY: 2 SIGN WIDTH: 16'-0" HEIGHT: 7'-0" TOTAL AREA: 112.0 Sq.Ft. BORDER TYPE: FLUSH RECESS: 0" WIDTH: 2" RADII: 11" NO. Z BARS: 2 LENGTH: 184.0	BACKG COLOR: Green COPY COLOR: White SYMBOl: [Table with columns X, Y, WID, HT]	DESIGN BY: JBK PROJECT ID: R-5749 CHECKED BY: TJN LOCATION: Columbus County Feb 10, 2017 DIV: 06
---	---	---

Spacing Factor is 1 unless specified otherwise

LETTER POSITIONS

Letter spacings are to start of next letter

	H	a	l	l	s	b	o	r	o	R	d		Series/Size Text Length		
	15.8	17	17	9.6	7.8	15.5	14.1	15.8	10.4	10.9	16	15.8	10.6	15.8	EM 2000 160.5
	1														E 2000 47.6

FILENAME: Sign Designs NORTH CAROLINA D.O.T. SIGN DETAIL

SIGN NUMBER: 101A, 102A, 103A, 104A TYPE: B QUANTITY: 4 SIGN WIDTH: 11'-0" HEIGHT: 2'-6" TOTAL AREA: 27.5 Sq.Ft. BORDER TYPE: FLUSH RECESS: 0" WIDTH: 2" RADII: 3" NO. Z BARS: 2 LENGTH: 124.0	BACKG COLOR: Green COPY COLOR: White SYMBOl: [Table with columns X, Y, WID, HT]	DESIGN BY: JBK PROJECT ID: R-5749 CHECKED BY: TJN LOCATION: Columbus County Oct 20, 2016 DIV: 06
---	---	---

Spacing Factor is 1 unless specified otherwise
Spacing Factor is 1.2 for 'EXIT'

LETTER POSITIONS

Letter spacings are to start of next letter

	E	X	I	T		Series/Size Text Length	
	21.5	9.2	11.1	3.8	7.5	78.9	E 2000 31.6
	2	4	8				E 2000 42.6

FILENAME: Sign Designs NORTH CAROLINA D.O.T. SIGN DETAIL

SIGN NUMBER: 102B, 104B TYPE: A QUANTITY: 2 SIGN WIDTH: 16'-0" HEIGHT: 8'-0" TOTAL AREA: 128.0 Sq.Ft. BORDER TYPE: FLUSH RECESS: 0" WIDTH: 2" RADII: 12" NO. Z BARS: 3 LENGTH: 184.0	BACKG COLOR: Green COPY COLOR: White SYMBOl: [Table with columns X, Y, WID, HT]	DESIGN BY: JBK PROJECT ID: R-5749 CHECKED BY: TJN LOCATION: Columbus County Feb 10, 2017 DIV: 06
---	---	---

Spacing Factor is 1 unless specified otherwise

LETTER POSITIONS

Letter spacings are to start of next letter

	H	a	l	l	s	b	o	r	o	R	d		Series/Size Text Length		
	15.8	17	17	9.6	7.8	15.5	14.1	15.8	10.4	10.9	16	15.8	10.6	15.8	EM 2000 160.5

FILENAME: Sign Designs NORTH CAROLINA D.O.T. SIGN DETAIL

SIGN NUMBER: 201, 202 TYPE: A QUANTITY: 2 SIGN WIDTH: 8'-0" HEIGHT: 5'-0" TOTAL AREA: 40.0 Sq.Ft. BORDER TYPE: FLUSH RECESS: 0" WIDTH: 1.5" RADII: 6" NO. Z BARS: 2 LENGTH: 88.0	BACKG COLOR: Green COPY COLOR: White SYMBOl: [Table with columns X, Y, WID, HT]	DESIGN BY: JBK PROJECT ID: R-5749 CHECKED BY: TJN LOCATION: Columbus County Oct 20, 2016 DIV: 06
---	---	---

Spacing Factor is 1 unless specified otherwise
Spacing Factor for EXIT is 2.25

LETTER POSITIONS

Letter spacings are to start of next letter

	E	X	I	T		Series/Size Text Length	
	25.8	12.8	15.8	6.8	9	25.8	E 2000 44.4
	12	16.6	20	14.6	32.9		E 2000 51.1

FILENAME: Sign Designs NORTH CAROLINA D.O.T. SIGN DETAIL

12/8/2017 11:51:15 AM Signing Plans SIGN-4.dgn

	1025 Wade Avenue Raleigh, NC 27605 Tel: 919-789-9977 Fax: 919-789-9591 License: C-2197	SIGN DESIGNS
--	--	--------------

TIP NO. R-5749	SHEET NO. SIGN-4A
Approved by: <i>Joseph Kopaske</i> APPROVED: _____ DATE: 12/8/2017	
DOCUMENT NOT CONSIDERED FINAL UNLESS ALL SIGNATURES COMPLETED	

SIGN NUMBER: 301 TYPE: D QUANTITY: 1 SIGN WIDTH: 6'-0" HEIGHT: 2'-6" TOTAL AREA: 15.0 Sq.Ft. BORDER TYPE: FLUSH RECESS: 0" WIDTH: 0.75" RADII: 3" NO. Z BARS: _____ LENGTH: _____	BACKG COLOR: Green COPY COLOR: White <table border="1"> <tr> <th>SYMBOL</th> <th>X</th> <th>Y</th> <th>WID</th> <th>HT</th> </tr> <tr> <td>AR_Type D</td> <td>6.7</td> <td>17.8</td> <td>6</td> <td>9</td> </tr> <tr> <td>AR_Type D</td> <td>56.3</td> <td>4.8</td> <td>6</td> <td>9</td> </tr> </table> MAT'L: 0.125" (3.2 mm) ALUMINUM	SYMBOL	X	Y	WID	HT	AR_Type D	6.7	17.8	6	9	AR_Type D	56.3	4.8	6	9	DESIGN BY: JBK PROJECT ID: R-5749 CHECKED BY: TJN LOCATION: Columbus County Dec 14, 2016 DIV: 06
SYMBOL	X	Y	WID	HT													
AR_Type D	6.7	17.8	6	9													
AR_Type D	56.3	4.8	6	9													

Spacing Factor is 1.5 unless specified otherwise

Letter spacings are to start of next letter											Series/Size	
											Text Length	
L	a	u	r	i	n	b	u	r	g		D 2000	
22.2	4.4	5	5.3	3.4	2.8	5.3	4.9	5.3	3	3.6	6.7	43.1
W	i	l	m	i	n	g	t	o	n		D 2000	
6.7	6.5	2.8	2.8	7.6	2.8	4.9	4.6	3	5.1	3.5	21.7	43.6

FILENAME: Sign Designs NORTH CAROLINA D.O.T. SIGN DETAIL

SIGN NUMBER: 303 TYPE: D QUANTITY: 1 SIGN WIDTH: 6'-0" HEIGHT: 2'-6" TOTAL AREA: 15.0 Sq.Ft. BORDER TYPE: FLUSH RECESS: 0" WIDTH: 0.75" RADII: 3" NO. Z BARS: _____ LENGTH: _____	BACKG COLOR: Green COPY COLOR: White <table border="1"> <tr> <th>SYMBOL</th> <th>X</th> <th>Y</th> <th>WID</th> <th>HT</th> </tr> <tr> <td>AR_Type D</td> <td>6.7</td> <td>17.8</td> <td>6</td> <td>9</td> </tr> <tr> <td>AR_Type D</td> <td>56.3</td> <td>4.8</td> <td>6</td> <td>9</td> </tr> </table> MAT'L: 0.125" (3.2 mm) ALUMINUM	SYMBOL	X	Y	WID	HT	AR_Type D	6.7	17.8	6	9	AR_Type D	56.3	4.8	6	9	DESIGN BY: JBK PROJECT ID: R-5749 CHECKED BY: TJN LOCATION: Columbus County Dec 14, 2016 DIV: 06
SYMBOL	X	Y	WID	HT													
AR_Type D	6.7	17.8	6	9													
AR_Type D	56.3	4.8	6	9													

Spacing Factor is 1.5 unless specified otherwise

Letter spacings are to start of next letter											Series/Size	
											Text Length	
W	i	l	m	i	n	g	t	o	n		D 2000	
21.7	6.5	2.8	2.8	7.6	2.8	4.9	4.6	3	5.1	3.5	6.7	43.6
L	a	u	r	i	n	b	u	r	g		D 2000	
6.7	6.5	2.8	2.8	7.6	2.8	4.9	4.6	3	5.1	3.5	21.7	43.1

FILENAME: Sign Designs NORTH CAROLINA D.O.T. SIGN DETAIL

SIGN NUMBER: 302 TYPE: D QUANTITY: 1 SIGN WIDTH: 6'-0" HEIGHT: 1'-6" TOTAL AREA: 9.0 Sq.Ft. BORDER TYPE: FLUSH RECESS: 0" WIDTH: 0.75" RADII: 1.5" NO. Z BARS: _____ LENGTH: _____	BACKG COLOR: Green COPY COLOR: White <table border="1"> <tr> <th>SYMBOL</th> <th>X</th> <th>Y</th> <th>WID</th> <th>HT</th> </tr> <tr> <td>AR_Type D</td> <td>7</td> <td>6</td> <td>6</td> <td>9</td> </tr> </table> MAT'L: 0.125" (3.2 mm) ALUMINUM	SYMBOL	X	Y	WID	HT	AR_Type D	7	6	6	9	DESIGN BY: JBK PROJECT ID: R-5749 CHECKED BY: TJN LOCATION: Columbus County Dec 14, 2016 DIV: 06
SYMBOL	X	Y	WID	HT								
AR_Type D	7	6	6	9								

Spacing Factor is 1.5 unless specified otherwise

Letter spacings are to start of next letter											Series/Size	
											Text Length	
L	a	u	r	i	n	b	u	r	g		D 2000	
22	4.4	5	5.3	3.4	2.8	5.3	5	5.3	3	3.6	7	43.1

FILENAME: Sign Designs NORTH CAROLINA D.O.T. SIGN DETAIL

SIGN NUMBER: 304 TYPE: D QUANTITY: 1 SIGN WIDTH: 6'-0" HEIGHT: 2'-6" TOTAL AREA: 15.0 Sq.Ft. BORDER TYPE: FLUSH RECESS: 0" WIDTH: 0.75" RADII: 3" NO. Z BARS: _____ LENGTH: _____	BACKG COLOR: Green COPY COLOR: White <table border="1"> <tr> <th>SYMBOL</th> <th>X</th> <th>Y</th> <th>WID</th> <th>HT</th> </tr> <tr> <td>AR_Type D</td> <td>10.2</td> <td>17.8</td> <td>6</td> <td>9</td> </tr> <tr> <td>AR_Type D</td> <td>6.7</td> <td>4.8</td> <td>6</td> <td>9</td> </tr> </table> MAT'L: 0.125" (3.2 mm) ALUMINUM	SYMBOL	X	Y	WID	HT	AR_Type D	10.2	17.8	6	9	AR_Type D	6.7	4.8	6	9	DESIGN BY: JBK PROJECT ID: R-5749 CHECKED BY: TJN LOCATION: Columbus County Feb 10, 2017 DIV: 06
SYMBOL	X	Y	WID	HT													
AR_Type D	10.2	17.8	6	9													
AR_Type D	6.7	4.8	6	9													



Spacing Factor is 1 unless specified otherwise

Letter spacings are to start of next letter											Series/Size	
											Text Length	
H	a	l	l	s	b	o	r	o			D 2000	
25.7	5.6	5.1	2.8	2.2	4	4.7	5.1	3	3.7	10.2	36.2	
W	i	l	m	i	n	g	t	o	n		D 2000	
21.7	6.5	2.8	2.8	7.7	2.8	4.9	4.6	3	5.1	3.5	6.7	43.6

FILENAME: Sign Designs NORTH CAROLINA D.O.T. SIGN DETAIL

12/8/2017 11:51:10 AM Signing Plans SIGN-4A.dgn J.B. Kopaske

	1025 Wade Avenue Raleigh, NC 27605 Tel: 919-789-9977 Fax: 919-789-9591 License: C-2197	<h1>SIGN DESIGNS</h1>
--	--	-----------------------

TIP NO.	SHEET NO.
R-5749	SIGN-4B
APPROVED: 	
DATE: 12/8/2017	
SEAL	
	
DOCUMENT NOT CONSIDERED FINAL UNLESS ALL SIGNATURES COMPLETED	

SIGN NUMBER: 305 TYPE: D QUANTITY: 1 SIGN WIDTH: 5'-6" HEIGHT: 1'-6" TOTAL AREA: 8.3 Sq.Ft. BORDER TYPE: FLUSH RECESS: 0" WIDTH: 0.75" RADII: 1.5" NO. Z BARS: _____ LENGTH: _____	BACKG COLOR: Green COPY COLOR: White SYMBOL <table border="1"> <tr> <th>SYMBOL</th> <th>X</th> <th>Y</th> <th>WID</th> <th>HT</th> </tr> <tr> <td>AR_Type D</td> <td>49.6</td> <td>6</td> <td>6</td> <td>9</td> </tr> </table> MAT'L: 0.125" (3.2 mm) ALUMINUM	SYMBOL	X	Y	WID	HT	AR_Type D	49.6	6	6	9	DESIGN BY: JBK PROJECT ID: R-5749 CHECKED BY: TJN LOCATION: Columbus County Feb 10, 2017 DIV: 06
SYMBOL	X	Y	WID	HT								
AR_Type D	49.6	6	6	9								

Spacing Factor is 1 unless specified otherwise

LETTER POSITIONS

Letter spacings are to start of next letter													Series/Size
	H	a	l	l	s	b	o	r	o				Text Length
	7.4	5.6	5.1	2.8	2.2	4	4.7	5.1	3	3.7	22.4		D 2000
													36.2

FILENAME: Sign Designs NORTH CAROLINA D.O.T. SIGN DETAIL

SIGN NUMBER: 306 TYPE: D QUANTITY: 1 SIGN WIDTH: 5'-6" HEIGHT: 1'-6" TOTAL AREA: 8.3 Sq.Ft. BORDER TYPE: FLUSH RECESS: 0" WIDTH: 0.75" RADII: 1.5" NO. Z BARS: _____ LENGTH: _____	BACKG COLOR: Green COPY COLOR: White SYMBOL <table border="1"> <tr> <th>SYMBOL</th> <th>X</th> <th>Y</th> <th>WID</th> <th>HT</th> </tr> <tr> <td>AR_Type D</td> <td>7.4</td> <td>6</td> <td>6</td> <td>9</td> </tr> </table> MAT'L: 0.125" (3.2 mm) ALUMINUM	SYMBOL	X	Y	WID	HT	AR_Type D	7.4	6	6	9	DESIGN BY: JBK PROJECT ID: R-5749 CHECKED BY: TJN LOCATION: Columbus County Feb 10, 2017 DIV: 06
SYMBOL	X	Y	WID	HT								
AR_Type D	7.4	6	6	9								

Spacing Factor is 1 unless specified otherwise


LETTER POSITIONS

Letter spacings are to start of next letter													Series/Size
	H	a	l	l	s	b	o	r	o				Text Length
	22.4	5.6	5.1	2.8	2.2	4	4.7	5.1	3	3.7	7.4		D 2000
													36.2

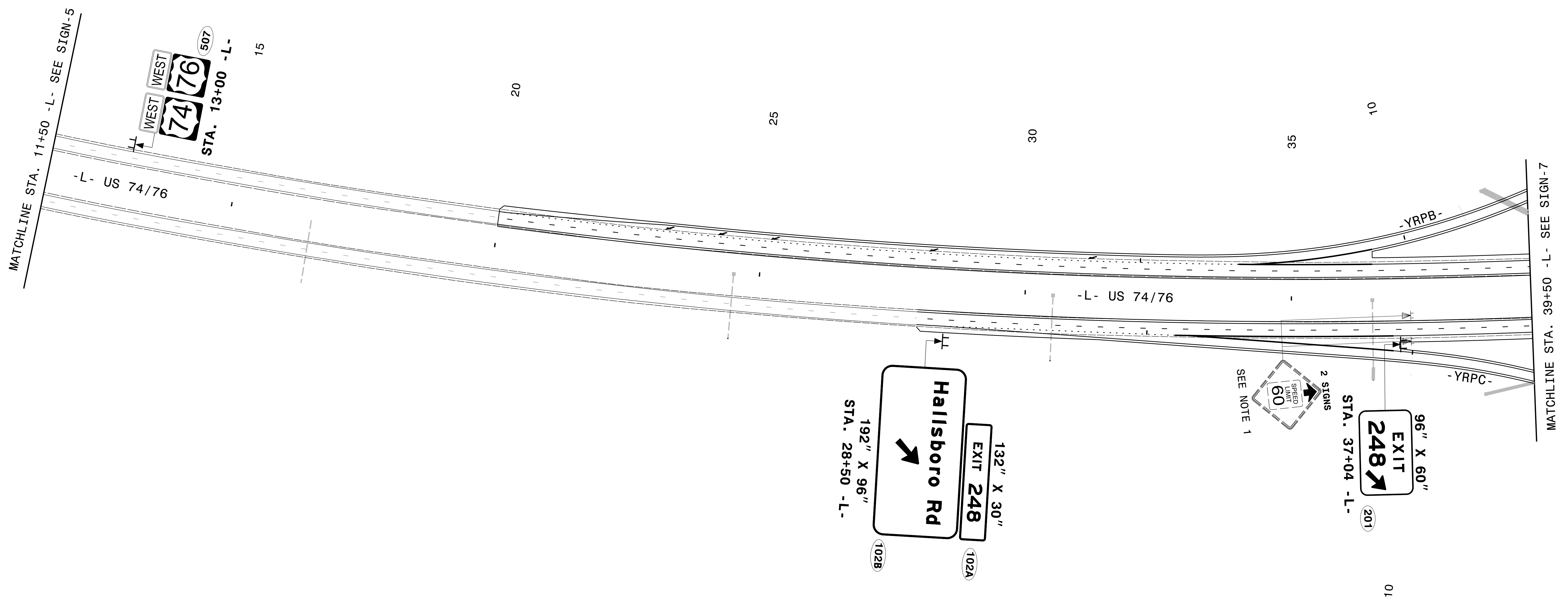
FILENAME: Sign Designs NORTH CAROLINA D.O.T. SIGN DETAIL

12/8/2017 11:51:16 AM Signing Plans SIGN-4B.edgn J:\B\Kojasik

	1025 Wade Avenue Raleigh, NC 27605 Tel: 919-789-9977 Fax: 919-789-9591 License: C-2197	SIGN DESIGNS
---	--	--------------

TIP NO. R-5749	SHEET NO. SIGN-6
APPROVED: <i>Joseph Kopaskie</i> <small>DocuSigned by: JOSEPH B. KOPASKIE 0000EAEFB084FA</small>	
DATE: 12/8/2017	
SEAL 	
DOCUMENT NOT CONSIDERED FINAL UNLESS ALL SIGNATURES COMPLETED	

NAD 83/NSRS 2007




NOTES:
1. DISPOSAL OF SIGN SYSTEM, U-CHANNEL

12/8/2017 12:38:10 PM I:\Signage Plans\SIGN-6.dgn J:\JKopaskie

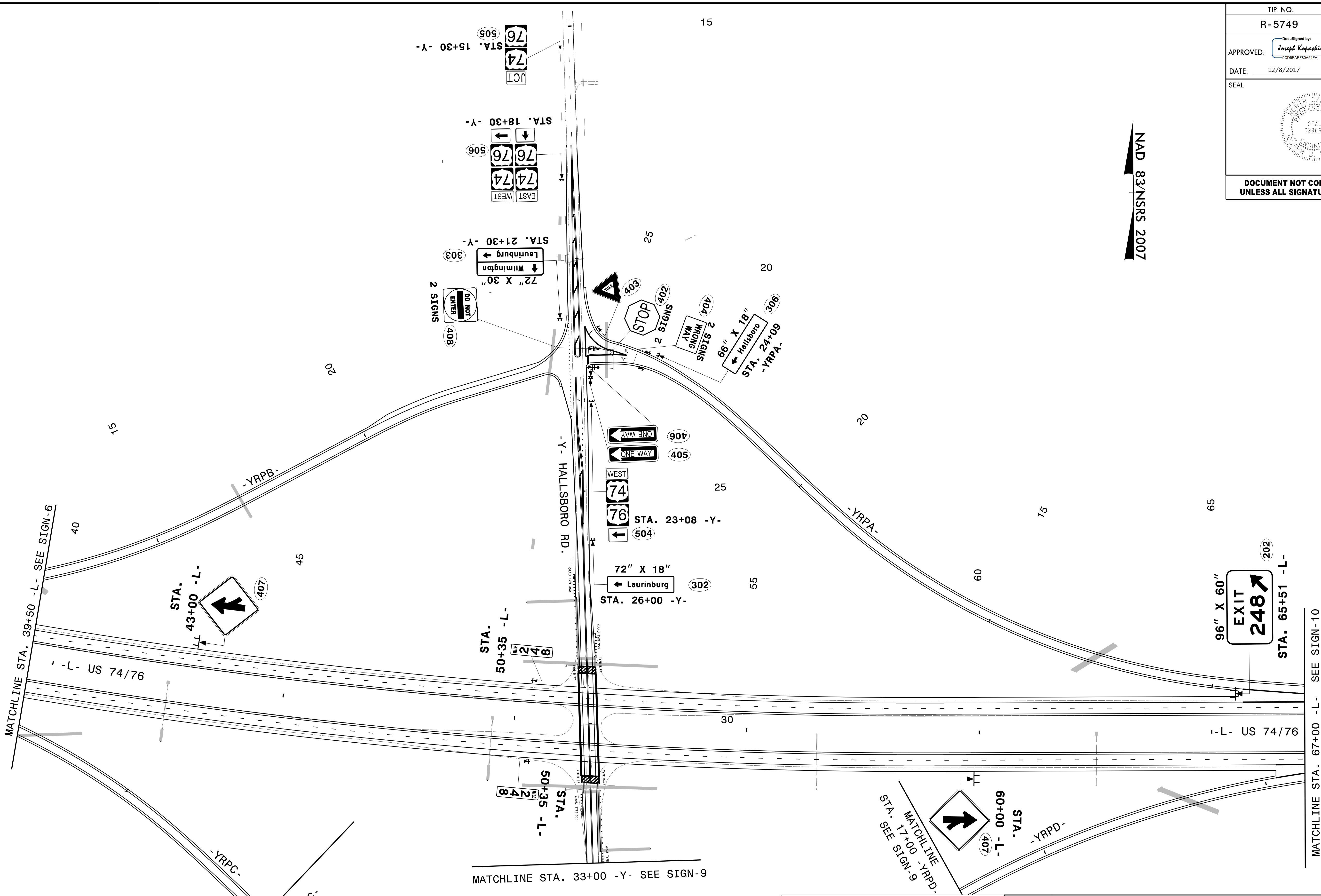
SEPI
ENGINEERING & CONSTRUCTION

1025 Wade Avenue
Raleigh, NC 27605
Tel: 919-789-9977
Fax: 919-789-9591
License: C-2197

**PROPOSED & EXISTING
SIGNING DETAIL**

TIP NO. R-5749	SHEET NO. SIGN-7
Approved by: <i>Joseph Kopaskie</i> <small>SC09EAEB0A5AFA</small>	
DATE: 12/8/2017	
SEAL 	
DOCUMENT NOT CONSIDERED FINAL UNLESS ALL SIGNATURES COMPLETED	

NAD 83/NSRS 2007




12/8/2017 11:51:13 AM C:\Users\j.kopaskie\Documents\12\8\2017\Signing Plans\SIGN-7.dgn j.kopaskie

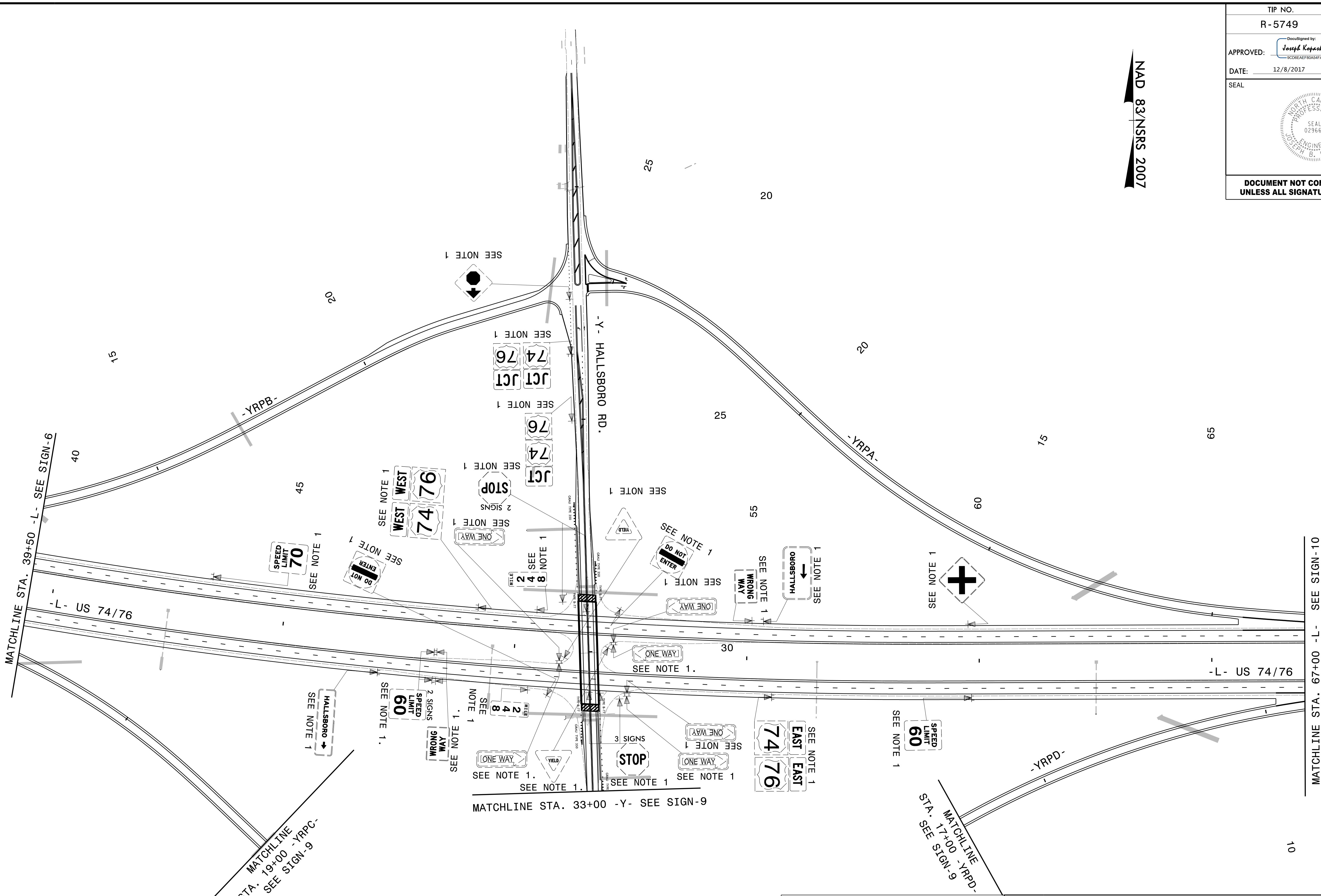
SEPI
 ENGINEERING &
 CONSTRUCTION

1025 Wade Avenue
 Raleigh, NC 27605
 Tel: 919-789-9977
 Fax: 919-789-9591
 License: C-2197

PROPOSED SIGNING DETAIL

TIP NO. R-5749	SHEET NO. SIGN-8
APPROVED: <i>Joseph Kojaskie</i> <small>DocuSigned by: Joseph Kojaskie 9C0D8AEF80A54FA</small>	
DATE: 12/8/2017	
SEAL	
	
DOCUMENT NOT CONSIDERED FINAL UNLESS ALL SIGNATURES COMPLETED	

NAD 83/NSRS 2007





NOTES:
 1. DISPOSAL OF SIGN SYSTEM, U-CHANNEL

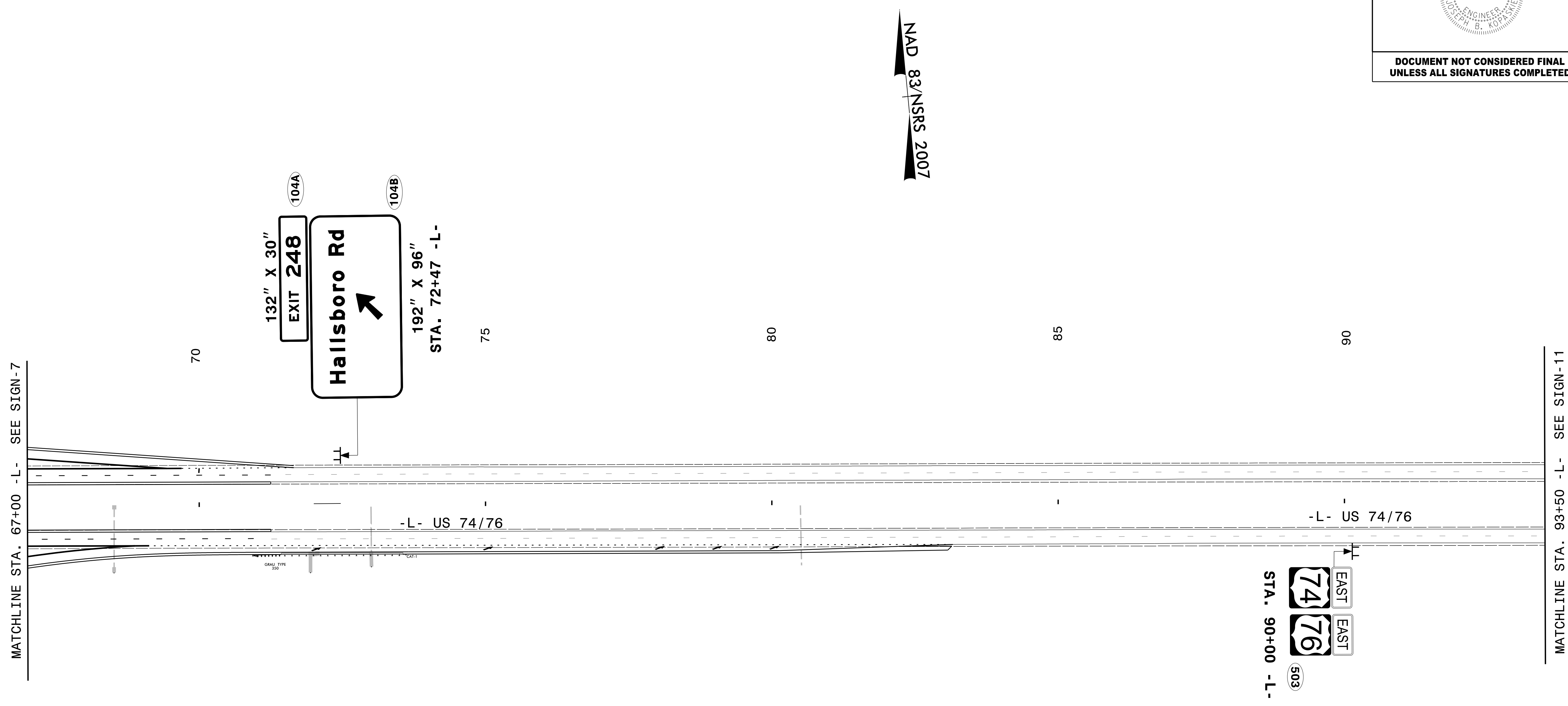
12/8/2017
 I:\Signing Plans\SIGN-8.dgn
 J.Kojaskie

SEPI
 ENGINEERING &
 CONSTRUCTION

1025 Wade Avenue
 Raleigh, NC 27605
 Tel: 919-789-9977
 Fax: 919-789-9591
 License: C-2197

EXISTING SIGNING DETAIL

TIP NO. R - 5749	SHEET NO. SIGN - 10
APPROVED:  <small>DocuSigned by: Joseph Kojasik</small>	
DATE: 12/8/2017	
SEAL 	
DOCUMENT NOT CONSIDERED FINAL UNLESS ALL SIGNATURES COMPLETED	



12/8/2017
I:\Signage Plans\SIGN-10.dgn
JKojasik

SEPI
ENGINEERING &
CONSTRUCTION

1025 Wade Avenue
Raleigh, NC 27605
Tel: 919-789-9977
Fax: 919-789-9591
License: C-2197

PROPOSED SIGNING DETAIL

TIP NO. R - 5749	SHEET NO. SIGN - 11
APPROVED: <i>Joseph Kopaskie</i> <small>DocuSigned by: Joseph Kopaskie</small>	
DATE: 12/8/2017	
SEAL	
DOCUMENT NOT CONSIDERED FINAL UNLESS ALL SIGNATURES COMPLETED	

NAD 83/NSRS 2007

MATCHLINE STA. 93+50 -L- SEE SIGN-10



-L- US 74/76

-L- US 74/76

100

105

110

115

STA. 100+00 -L-

70
SPEED
LIMIT
(401)

RETAIN
2
4
9

RETAIN
2
4
9

120" X 30"
EXIT 248
(103A)

Hallsboro Rd
1 MILE


192" X 84"
STA. 119+37 -L-
(103B)

12/8/2017
I:\Signing Plans\SIGN-11.dgn
JFK

SEPI
ENGINEERING &
CONSTRUCTION

1025 Wade Avenue
Raleigh, NC 27605
Tel: 919-789-9977
Fax: 919-789-9591
License: C-2197

**PROPOSED & EXISTING
SIGNING DETAIL**

TIP NO. R - 5749	SHEET NO. SIGN - 12
APPROVED: <i>Joseph Kopaskie</i> <small>DocuSigned by: Joseph Kopaskie</small>	
DATE: 12/8/2017	
SEAL	
	
DOCUMENT NOT CONSIDERED FINAL UNLESS ALL SIGNATURES COMPLETED	

NAD 83/NSRS 2007



12/8/2017 11:51:11 AM I:\SEPI\kopskie

SEPI
ENGINEERING & CONSTRUCTION

1025 Wade Avenue
Raleigh, NC 27605
Tel: 919-789-9977
Fax: 919-789-9591
License: C-2197

PROPOSED SIGNING DETAIL