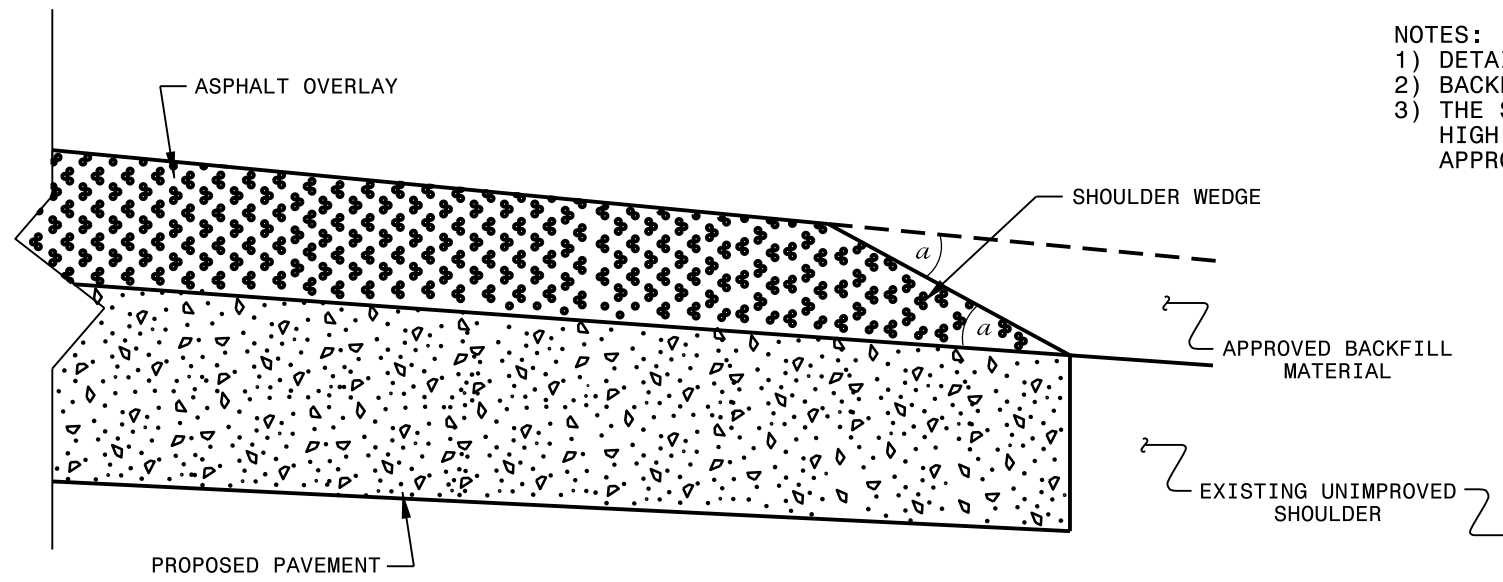
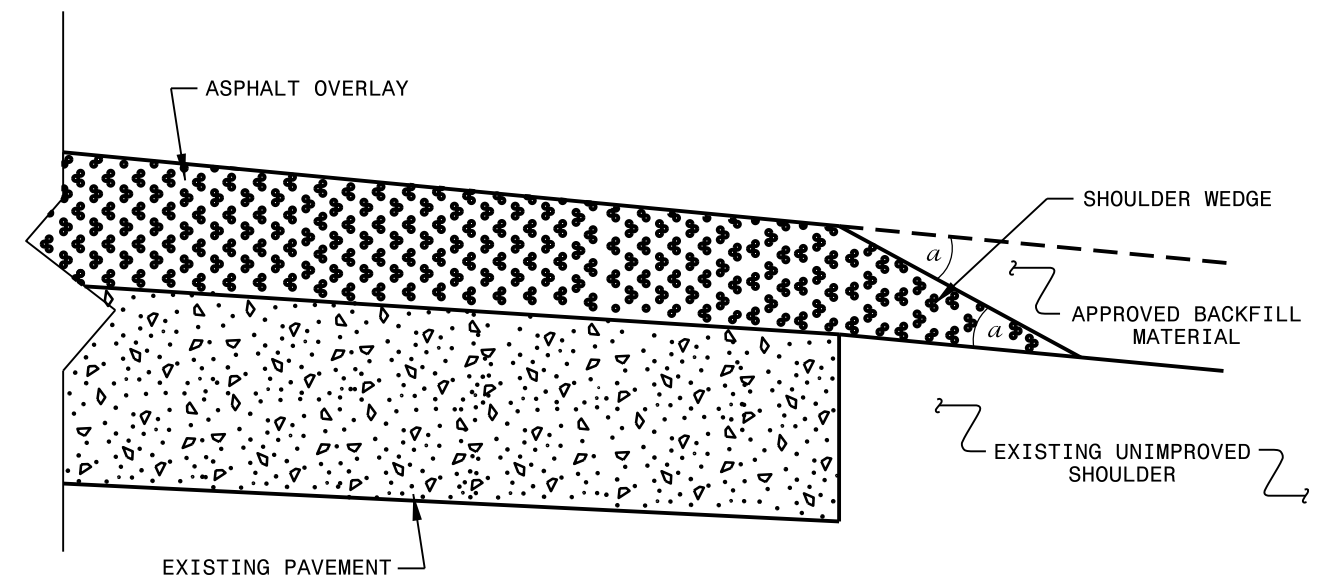


- NOTES:
- 1) DETAIL DOES NOT APPLY TO OGAFB AND ULTRA-THIN BONDED WEARING COURSE.
  - 2) BACKFILL SHOULDER WITH APPROVED MATERIAL.
  - 3) THE SHOULDER WEDGE DEVICE MAY BE DISENGAGED AT PAVED DRIVEWAYS, SIDE STREETS, HIGH SHOULDERS, AND OTHER LOCATIONS NOT FEASIBLE TO CONSTRUCT AS APPROVED BY THE ENGINEER.



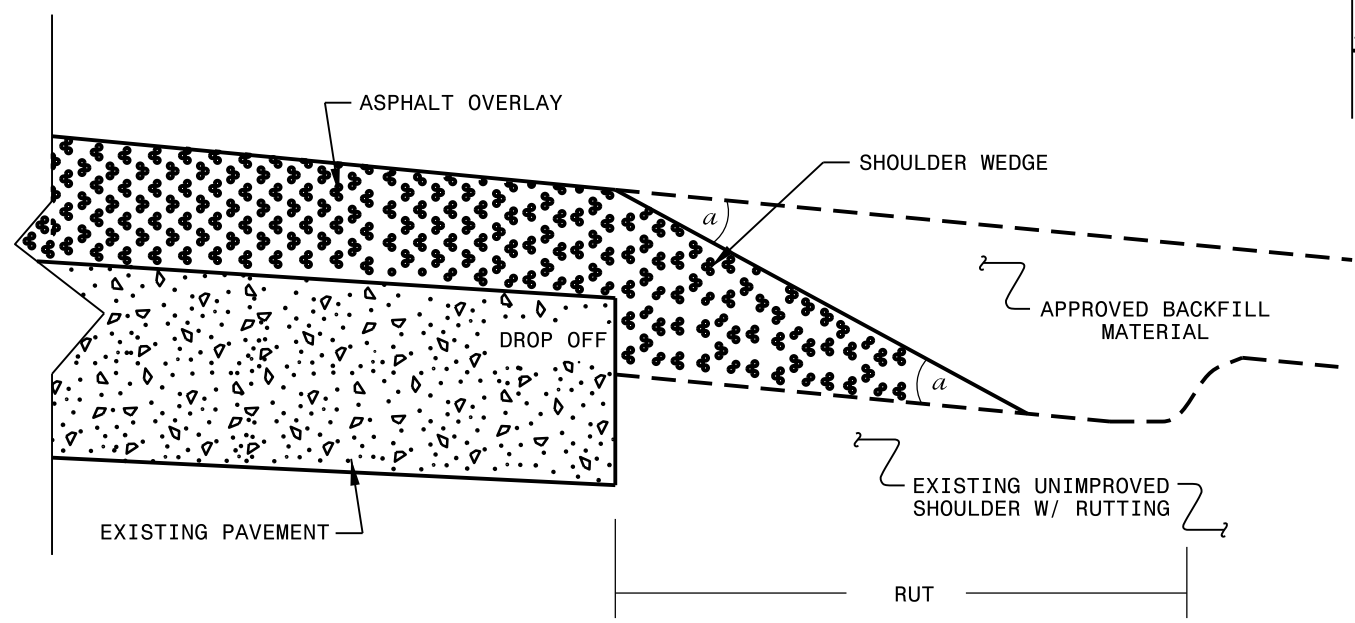
### SHOULDER WEDGE DETAIL

(Resurfacing Projects w/ Widening or with Existing Paved Shoulder having no dropoffs)



### SHOULDER WEDGE DETAIL

(Resurfacing Projects w/ NO Widening)



### SHOULDER WEDGE DETAIL

(Resurfacing Adjacent to Rutted Shoulder)

- SHOULDER WEDGE ANGLE = 30°

CONTRACT STANDARDS AND DEVELOPMENT UNIT  
Office 919-707-6950 FAX 919-250-4119

### SHOULDER WEDGE DETAILS

ORIGINAL BY: T.SPELL DATE: 7-19-11  
 MODIFIED BY: DATE: 2/2/16  
 CHECKED BY: DATE:  
 FILE SPEC.: s:\usr\details\stand\shoulderwedge\detail.dgn

12-JAN-2016 12:58  
 s:\usr\details\stand\shoulderwedge\detail.dgn  
 P:\porter\_01\_CSP\_2016.dwg