

**This electronic collection of documents is provided
for the convenience of the user
and is Not a Certified Document –**

**The documents contained herein were originally issued
and sealed by the individuals whose names and license
numbers appear on each page, on the dates appearing
with their signature on that page.**

**This file or an individual page
shall not be considered a certified document.**


T.I.P.: R-2707F

CONTRACT: C203845

**STATE OF NORTH CAROLINA
DEPARTMENT OF TRANSPORTATION**

**SIGNING PLAN
CLEVELAND COUNTY**

**LOCATION: US 74 (SHELBY BYPASS) FROM EAST OF SR 1162 (PEACHTREE RD)
TO EAST OF NC 226**

TIP NO. R-2707F	SHEET NO. SIGN-1
APPROVED: <u>Charles A. Johnson, III</u> <small>DocuSigned by: Charles A. Johnson, III 50A15550A7F544E</small>	
DATE: 11/29/2017	
	
DOCUMENT NOT CONSIDERED FINAL UNLESS ALL SIGNATURES COMPLETED	

ROADWAY STANDARD DRAWING

THE FOLLOWING ROADWAY STANDARDS AS APPEAR IN "ROADWAY STANDARD DRAWINGS" - PROJECT SERVICES UNIT - N.C. DEPARTMENT OF TRANSPORTATION - RALEIGH, N.C., DATED JANUARY 2018 ARE APPLICABLE TO THIS PROJECT AND BY REFERENCE HEREBY ARE CONSIDERED A PART OF THESE PLANS:

STD. NO.	TITLE
901.10	TYPE 'A' SIGNS
901.20	TYPE 'B' SIGNS
901.50	ARROWS AND SHIELDS
901.70	SIGN STRINGERS AND SUPPORT SPACING
901.80	SIGN MOUNTING DETAILS - FOR TYPE A AND TYPE B SIGNS
903.10	GROUND MOUNTED SIGN SUPPORTS
904.10	ORIENTATION OF GROUND MOUNTED SIGNS
904.20	SECONDARY SIGN MOUNTING
904.30	SUPPLEMENTAL SIGN MOUNTING
904.40	MILEPOST AND PLACEMENT
904.50	MOUNTING OF TYPE 'D', 'E' AND 'F' SIGNS ON 'U' CHANNEL POSTS

PAY ITEM NOTES

- 1 SIGN ERECTION, TYPE D, E AND F
- 2 SIGN ERECTION, TYPE A (OVERHEAD)
- 3 SIGN ERECTION, TYPE B (OVERHEAD)
- 4 SIGN ERECTION, TYPE A (GROUND MOUNTED)
- 5 SIGN ERECTION, TYPE B (GROUND MOUNTED)
- 6 SIGN ERECTION, MILEMARKERS
- 7 DISPOSAL OF SIGN SYSTEM, U-CHANNEL
- 8 DISPOSAL OF SIGN, A OR B (OVERHEAD)
- 9 SIGN ERECTION, RELOCATE, TYPE F
- 10 SIGN ERECTION, RELOCATE, TYPE MILEMARKER (GROUND MOUNTED)
- 11 DISPOSAL OF SUPPORT, U-CHANNEL

SUMMARY OF QUANTITIES


ITEM NO.	ITEM DESCRIPTION	QUANTITY	UNIT
DESC. NO.	SECT. NO.		
4025000000	901	3156	S.F.
4025000000	901	419	S.F.
4025000000	901	169	S.F.
4025000000	901	1040	S.F.
4025000000	901	61	S.F.
4025000000	901	48	S.F.
4048000000	902	22	C.Y.
4054000000	902	2	C.Y.
4060000000	903	11855	LB.
4066000000	903	9349	LB.
4072000000	903	3365	L.F.
4078000000	903	12	EA.
4096000000	904	19	EA.
4102000000	904	105	EA.
4108000000	904	7	EA.
4109000000	904	8	EA.
4109000000	904	2	EA.
4110000000	904	23	EA.
4110000000	904	15	EA.
4114000000	904	12	EA.
4116100000	904	1	EA.
4116100000	904	2	EA.
4155000000	907	3	EA.
4192000000	907	3	EA.
4234000000	907	1	EA.

GENERAL NOTES

- . SIGNS FURNISHED BY CONTRACTOR.
- . ALL PROPOSED SIGNS SEE PAY ITEM NOTE 1 UNLESS OTHERWISE NOTED.
- . NOTIFY THE RESIDENT ENGINEER IN WRITING AT LEAST 4 MONTHS IN ADVANCE OF THE ACTUAL DATE THE CONTRACTOR FURNISHED SIGNS WILL BE REQUIRED.
- . ALL TYPE D SIGNS SHALL BE MOUNTED ON TWO U-CHANNEL POSTS UNLESS OTHERWISE INDICATED ON THE PLANS.
- . IF REMOVAL OR RELOCATION OF SIGNS ON PRIVATE STREET (NON-STATE MAINTAINED) IS REQUIRED DUE TO CONSTRUCTION, THE CONTRACTOR SHALL INFORM THE ENGINEER. THE WORK WILL BE COMPLETED BY OTHERS.
- . WHEN NOT STATIONED OR DIMENSIONED ON PLANS, ALL TYPE E AND F SIGNS SHALL BE FIELD LOCATED BY THE ENGINEER.
- . WHEN EXISTING SIGNS ARE REMOVED AND INSTALLED ON NEW SUPPORTS, THE RE-ERECTION SHALL IMMEDIATELY FOLLOW THE REMOVAL.
- . THE BACKGROUND FOR TYPE E AND F SIGNS SHALL BE GRADE C REFLECTIVE SHEETING UNLESS OTHERWISE.
- . DO NOT BEGIN FABRICATION FOR TYPES A AND B SIGNS MOUNTED ON OVERHEAD STRUCTURES OR STEEL SUPPORTS UNTIL "S" DIMENSIONS HAVE BEEN FIELD VERIFIED.
- . SEE ROADWAY PLANS FOR GUARD/GUIDE RAIL DETAILS.
- . RETAIN ALL EXISTING SIGNS UNLESS OTHERWISE NOTED.

PLANS REVIEWED BY: N.C.D.O.T. SIGNING AND DELINEATION UNIT

KELVIN JORDAN SIGNING & DELINEATION WESTERN REGIONAL ENGINEER
BOBBY NAVARRETE SIGNING & DELINEATION PROJECT DESIGN ENGINEER




PLANS PREPARED BY :

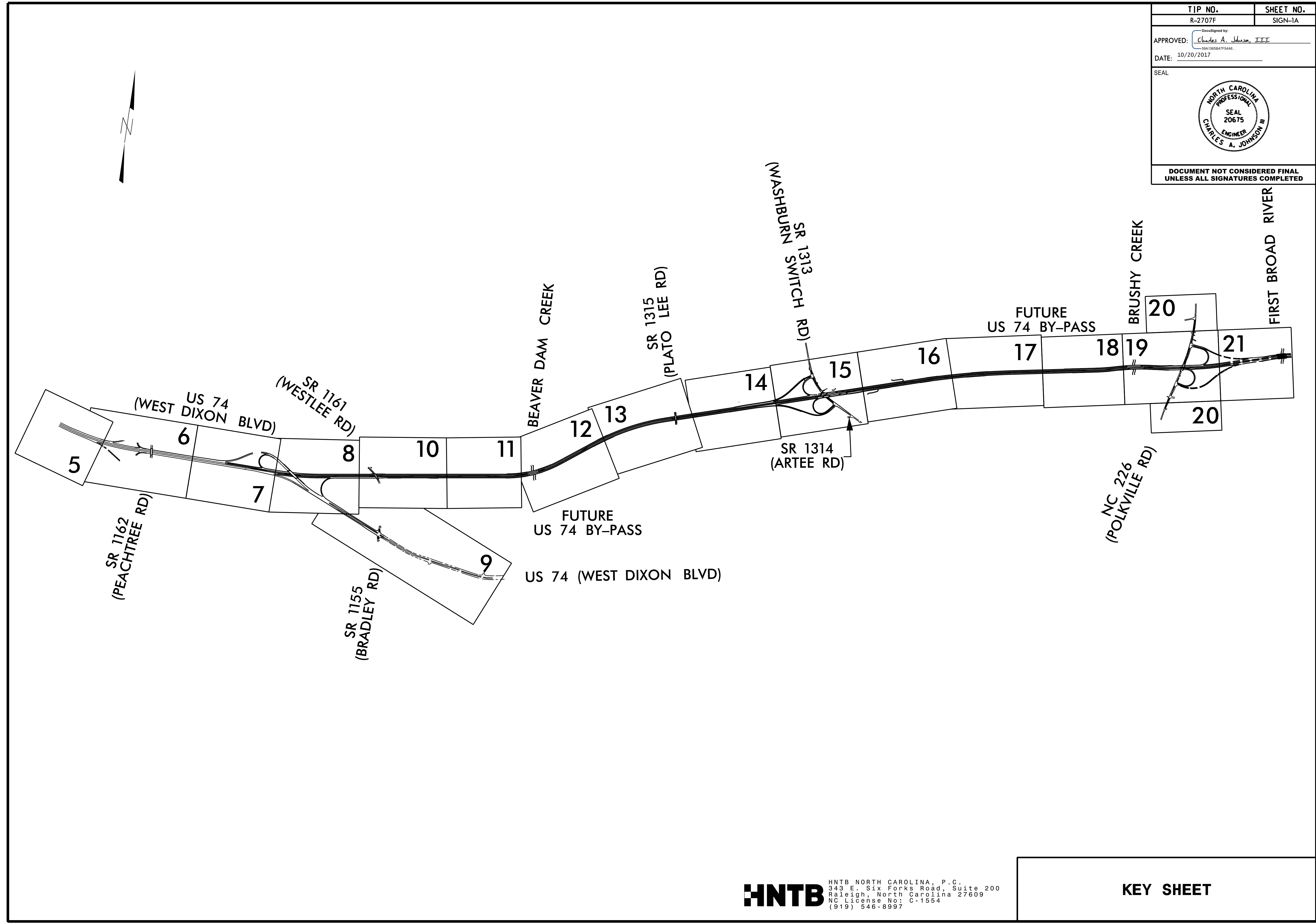
HNTB HNTB NORTH CAROLINA, P.C.
 343 E. Six Forks Road, Suite 200
 Raleigh, North Carolina 27609
 NC License No: C-1554
 (919) 546-8997

C.A. JOHNSON, III, PE SIGNING PROJECT ENGINEER
A.D. KLINKSIEK, PE, PTOE SIGNING DESIGN ENGINEER
T.R. TERRELL SIGNING DESIGN TECHNICIAN

INDEX

SHEET NO.	DESCRIPTION
SIGN-1	TITLE SHEET
SIGN-1A	KEY SHEET
SIGN-2	SUPPORT INFORMATION
SIGN-3-3C	OVERHEAD SIGN STRUCTURES
SIGN-4-4L	SIGN DESIGNS, TYPE E, TYPE F AND MILEMARKER SHEETS
SIGN-5-21	SIGNING PLAN SHEETS

TIP NO. R-2707F	SHEET NO. SIGN-1A
APPROVED: <i>Charles A. Johnson, III</i> <small>98A1985B47F54A6</small>	
DATE: 10/20/2017	
SEAL	
	
DOCUMENT NOT CONSIDERED FINAL UNLESS ALL SIGNATURES COMPLETED	



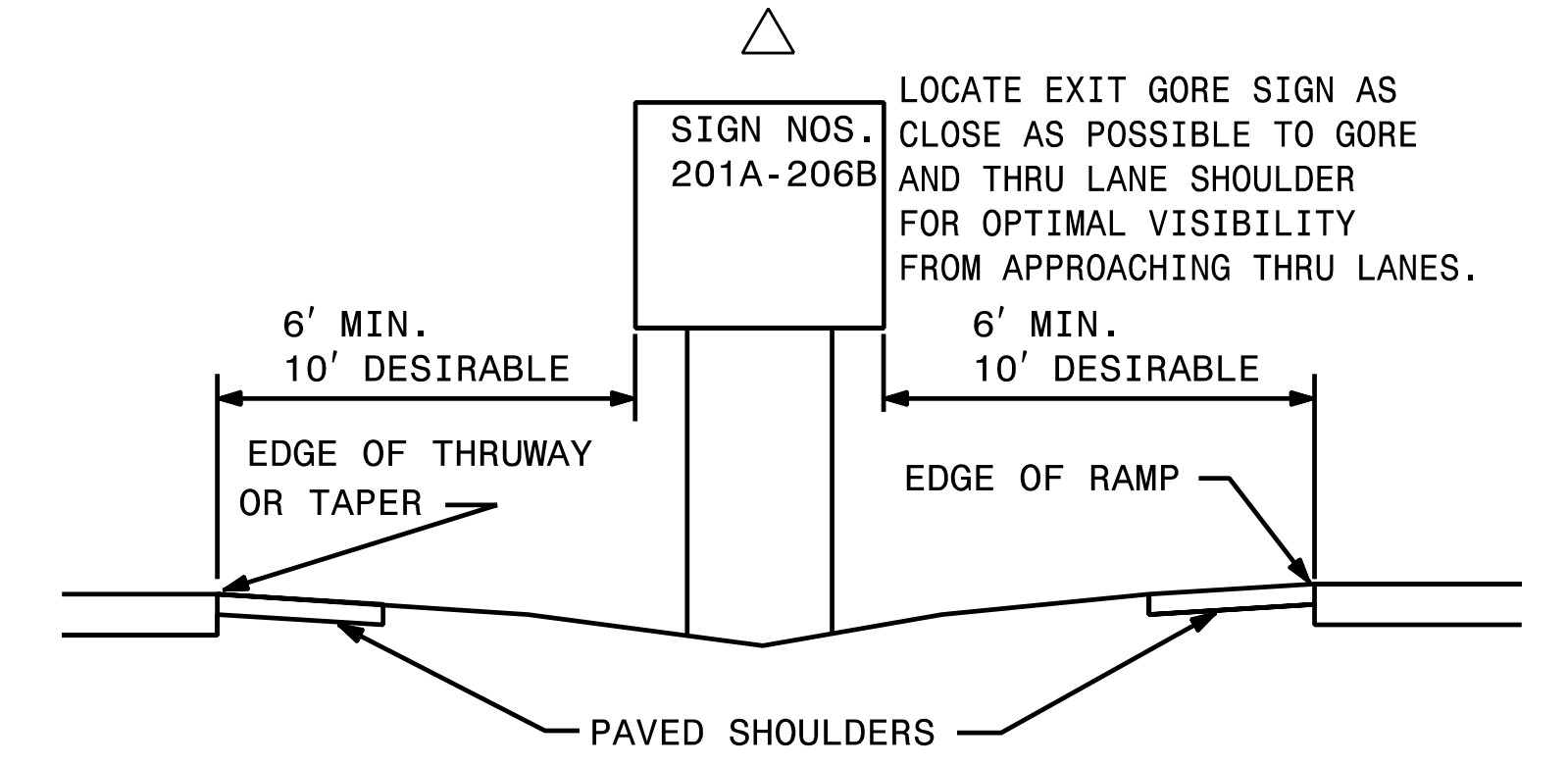
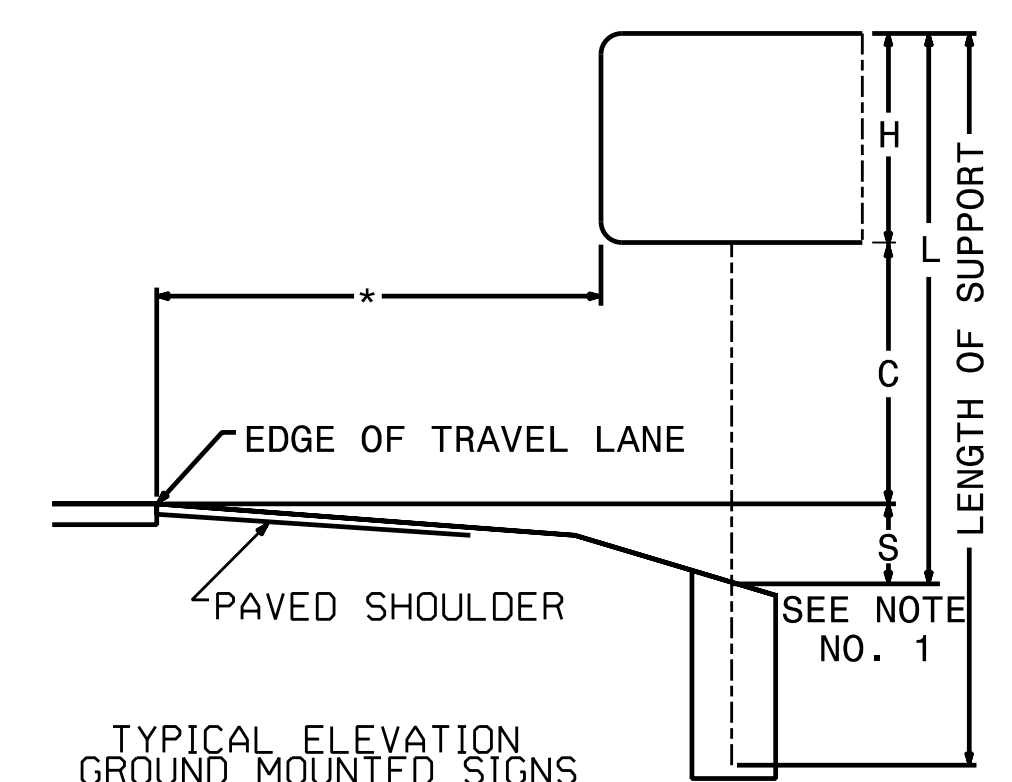
Version: 3.1 Posted: 6/2/2017

NUMBER	TYPE	SIGN SIZE (in.)			ROADWAY STATION	NUMBER OF SUPPORTS	BEAM SECTION	SUPPORT TYPE BA or S	OMNI COUPLER	ATTACHMENT METHOD	MOUNTING METHOD	HORIZONTAL CLEARANCE (ft.)	SUPPORT SPACING	LENGTH (ft)			LEFT SUPPORT (ft)			CENTER SUPPORT (ft)			RIGHT SUPPORT (ft)			SUPPORT WEIGHTS		FOOTINGS				FIELD VERIFIED SEE NOTE 2 (mm/dd/yy)	
		w	x	h										SNS HT "H"	MTG HT "C"	EMBED-MENT	S	L	LENGTH	S	L	LENGTH	S	L	LENGTH	B/A (lbs.)	SIMPLE (lbs.)	DIAMETER (ft.)	DEPTH (ft.)	REINFORCED (c.y.)	PLAIN (c.y.)		
		7.618 NON-STD. SPACING	7.618 NON-STD. SPACING	7.618 NON-STD. SPACING										7.5 NON-STD. SPACING	7.5 NON-STD. SPACING	7.5 NON-STD. SPACING	7.5 NON-STD. SPACING	7.5 NON-STD. SPACING	7.5 NON-STD. SPACING	7.5 NON-STD. SPACING	7.5 NON-STD. SPACING	7.5 NON-STD. SPACING	7.5 NON-STD. SPACING	7.5 NON-STD. SPACING	7.5 NON-STD. SPACING	7.5 NON-STD. SPACING	7.5 NON-STD. SPACING	7.5 NON-STD. SPACING	7.5 NON-STD. SPACING	7.5 NON-STD. SPACING	7.5 NON-STD. SPACING		7.5 NON-STD. SPACING
101	A	144	x	114	US 74 West	2	W8x21	BA	N/A	N/A	N/A	25.50	7.618 NON-STD. SPACING	9.50	9.20	4.5	3.99	22.69	27.19	0.00	0.00	0.00	-2.20	16.50	21.00	1157.99	0	2.0	5	1.16	0.00	_____	
102	A	144	x	114	-Y6_AA- 24+50 LT	2	W6x16	BA	N/A	N/A	N/A	30.50	7.618 NON-STD. SPACING	9.50	7.00	4.5	3.03	19.53	24.03	0.00	0.00	0.00	1.47	17.97	22.47	838.00	0	1.5	5	0.65	0.00	_____	
103	A	144	x	114	-Y6_AA- 16+00 LT	2	W6x16	BA	N/A	N/A	N/A	30.50	7.618 NON-STD. SPACING	9.50	7.00	4.5	3.04	19.54	24.04	0.00	0.00	0.00	0.34	16.84	21.34	820.08	0	1.5	5	0.65	0.00	_____	
104A	B	132	x	30	-L- STA. 117+50 LT	2	W8x18	BA	N/A	II	N/A	30.00	7.5 NON-STD. SPACING	13.00	7.00	4.0	3.77	23.77	27.77	0.00	0.00	0.00	5.02	25.02	29.02	1162.22	0	2.0	4.5	1.05	0.00	_____	
104B	A	132	x	126																													
105A	B	132	x	30	-L- STA. 160+00 LT	2	W8x21	S	N/A	II	N/A	18.00	6.45	13.00	7.00	4.0	3.54	23.54	27.54	0.00	0.00	0.00	6.76	26.76	30.76	0.00	1224.3	2.0	4.5	1.05	0.00	_____	
105B	A	132	x	126																													
106A	B	132	x	30	-L- STA. 178+00	3	W6x16	BA	N/A	1-R	N/A	30.00	8.88	6.50	7.95	4.0	2.88	17.33	21.33	0.28	14.73	18.73	-0.95	13.50	17.50	1061.96	0	1.5	4.5	0.88	0.00	_____	
106B	A	300	x	78																													
107A	B	132	x	30	-L- STA. 200+00	3	W8x18	BA	N/A	1-R	N/A	25.00	8.88	6.50	9.71	4.0	3.25	19.46	23.46	1.73	17.94	21.94	-2.71	13.50	17.50	1342.20	0	2.0	4.5	1.57	0.00	_____	
107B	A	300	x	78																													
108A	B	132	x	30	-L- STA. 227+00	3	W10x26	S	N/A	1-R	N/A	18.00	8.88	7.00	7.00	4.0	3.92	17.92	21.92	8.35	22.35	26.35	12.79	26.79	30.79	0.00	2055.56	2.5	4.5	2.45	0.00	_____	
108B	A	300	x	84																													
109A	B	132	x	30	-L- STA. 254+00 LT	3	W10x26	S	N/A	1-R	N/A	18.00	8.88	7.00	7.00	4.0	3.92	17.92	21.92	8.35	22.35	26.35	12.79	26.79	30.79	0.00	2055.56	2.5	4.5	2.45	0.00	_____	
109B	A	300	x	84																													
110A	B	132	x	30	-L- STA. 271+00 LT	3	W6x16	BA	N/A	1-R	N/A	30.00	8.88	6.50	7.00	4.0	2.69	16.19	20.19	2.85	16.35	20.35	3.06	16.56	20.56	1118.60	0	1.5	4.5	0.88	0.00	_____	
110B	A	300	x	78																													
111A	B	132	x	30	-L- STA. 303+00	2	W12x26	BA	N/A	1-R	N/A	30.00	9.08	10.00	9.67	5.0	1.88	21.55	26.55	0.00	0.00	0.00	-2.67	17.00	22.00	1614.30	0	2.5	5.5	2.00	0.00	_____	
111B	A	186	x	36																													
111C	A	186	x	120																													
112A	B	132	x	30	-L- STA. 297+50 LT	3	W6x16	BA	N/A	1-R	N/A	30.00	8.88	6.50	8.21	4.5	4.08	18.79	23.29	3.23	17.94	22.44	-1.21	13.50	18.00	1160.68	0	1.5	5	0.98	0.00	_____	
112B	A	300	x	78																													
113A	B	132	x	30	-L- STA. 329+50	2	W14x30	S	N/A	1-R	N/A	18.00	9.08	10.00	7.00	4.5	3.68	20.68	25.18	0.00	0.00	0.00	8.22	25.22	29.72	0.00	1647	3.0	5	2.62	0.00	_____	
113B	A	186	x	36																													
113C	A	186	x	120																													
114A	B	132	x	30	-L- STA. 349+00	2	W18x40	S	N/A	1-R	N/A	19.00	9.08	11.00	7.00	4.5	4.80	22.80	27.30	0.00	0.00	0.00	9.34	27.34	31.84	0.00	2365.6	3.0	5	2.62	0.00	_____	
114B	A	186	x	36																													
114C	A	186	x	132																													
201A	A	96	x	60	-L- STA. 76+42 +/- LT	2	S4x7.7	BA	N/A	N/A	N/A	Δ	4.69	7.00	7.00	3.0	0.50	14.50	17.50	0.00	0.00	0.00	0.50	14.50	17.50	309.50	0	1.0	3.5	0.00	0.20	_____	
201B	B	96	x	24																													
202	A	96	x	60	-L- STA. 82+12 +/-	2	S3x5.7	BA	N/A	N/A	N/A	Δ	4.69	5.00	7.00	2.5	0.50	12.50	15.00	0.00	0.00	0.00	0.50	12.50	15.00	207.00	0	1.0	3	0.00	0.17	_____	
203A	A	78	x	60	-Y6_AA- 6+50 +/- LT	2	S3x5.7	BA	N/A	N/A	N/A	Δ	3.81	7.00	7.00	3.0	0.50	14.50	17.50	0.00	0.00	0.00	0.50	14.50	17.50	235.50	0	1.0	3.5	0.00	0.20	_____	
203B	B	78	x	24																													
204	A	96	x	60	-L- STA. 234+30 +/-	2	S3x5.7	BA	N/A	N/A	N/A	Δ	4.69	5.00	7.00	2.5	0.50	12.50	15.00	0.00	0.00	0.00	0.50	12.50	15.00	207.00	0	1.0	3	0.00	0.17	_____	
205A	A	96	x	60	-L- STA. 242+95 +/- LT	2	S4x7.7	BA	N/A	N/A	N/A	Δ	4.69	7.00	7.00	3.0	0.50	14.50	17.50	0.00	0.00	0.00	0.50	14.50	17.50	309.50	0	1.0	3.5	0.00	0.20	_____	
205B	B	96	x	24																													
206A	A	96	x	60	-L- STA. 357+39 +/-	2	S4x7.7	BA	N/A	N/A	N/A	Δ	4.69	7.00	7.00	3.0	0.50	14.50	17.50	0.00	0.00	0.00	0.50	14.50	17.50	309.50	0	1.0	3.5	0.00	0.20	_____	
206B	B	96	x	24																													

TOTAL 11854.03 TOTAL 9348.02 TOTAL 21.03 TOTAL 1.16
 USE: 11855.00 9349.00 22.00 2.00

NOTES:


- DIMENSION "S" REPRESENTS AN INCREASE (+), OR A DECREASE (-) IN POLE LENGTH, RELATIVE TO THE ELEVATION OF THE EDGE OF PAVEMENT.
- FIELD VERIFICATIONS SHALL BE REQUIRED FOR ALL SUPPORTS, SEE (*) ARTICLE 903-3. FABRICATORS SHALL BE AISC CERTIFIED IN CATEGORY 1, SEE (*) ARTICLE 1072-1. (*) = N.C.D.O.T. STANDARD SPECIFICATIONS FOR ROADS AND STRUCTURES
- PLAN LOCATIONS FOR EXISTING UTILITIES ARE BASED ON THE BEST AVAILABLE INFORMATION AND, THEREFORE MAY NOT BE PRECISELY ACCURATE. THEREFORE, IT IS INCUMBENT UPON THE CONTRACTOR TO DETERMINE THE EXACT LOCATION OF UTILITIES BEFORE BEGINNING WORK IN A LOCATION.

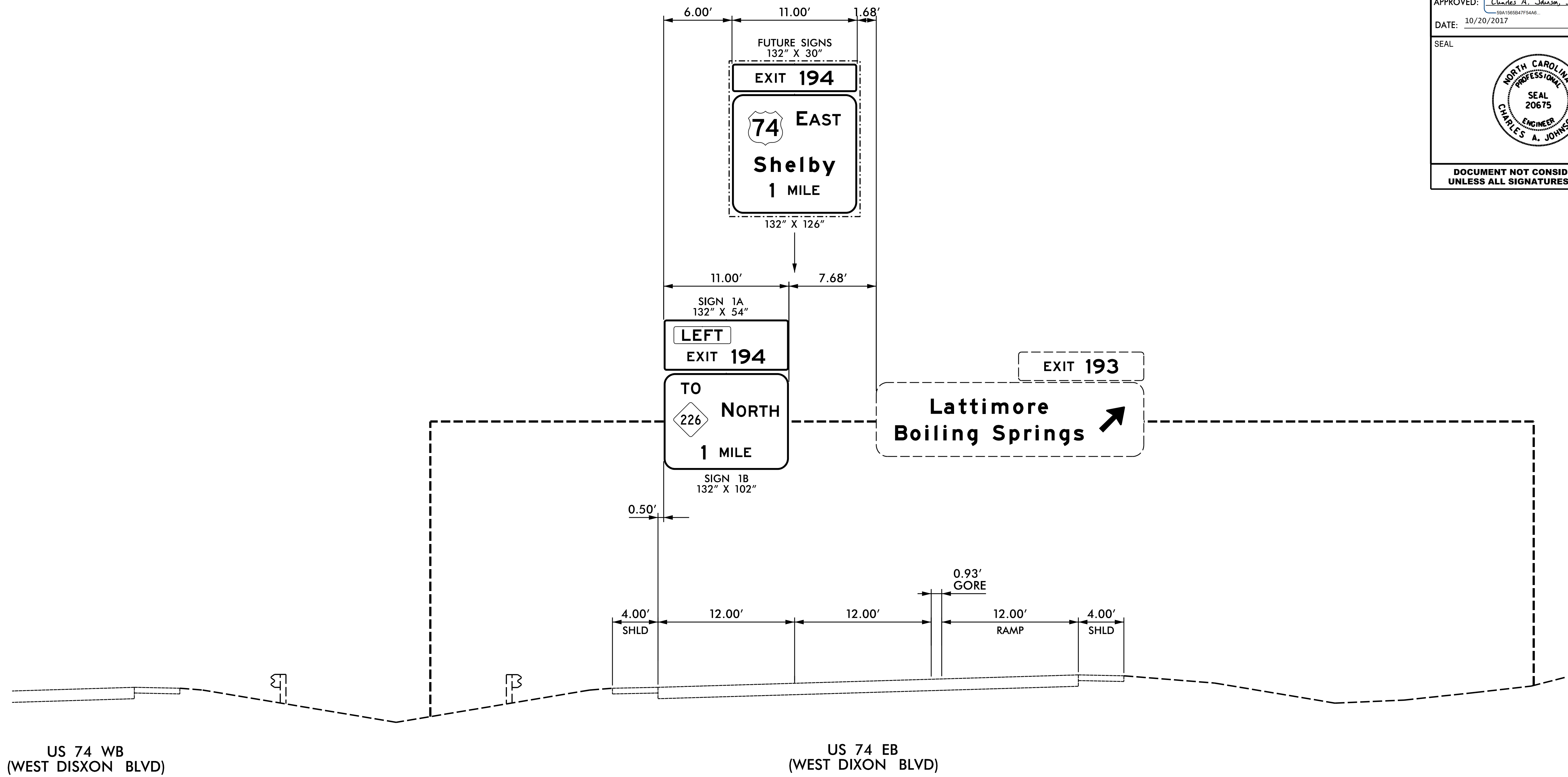


HNTB
 HNTB NORTH CAROLINA, P.C.
 343 E. Six Forks Road, Suite 200
 Raleigh, North Carolina 27609
 NC License No: C-1554
 (919) 546-8997

TYPE A AND TYPE B GROUND MOUNTED SIGNS

TIP NO. R-2707F SHEET NO. SIGN-2
 APPROVED: Charles A. Johnson, III
 DATE: 10/20/2017
 SEAL
 NORTH CAROLINA PROFESSIONAL ENGINEER
 SEAL 20675
 CHARLES A. JOHNSON III
 DOCUMENT NOT CONSIDERED FINAL UNLESS ALL SIGNATURES COMPLETED

TIP NO. R-2707F	SHEET NO. SIGN-3
APPROVED: <i>Charles A. Johnson, III</i> <small>5841958475446</small>	
DATE: 10/20/2017	
SEAL	
	
DOCUMENT NOT CONSIDERED FINAL UNLESS ALL SIGNATURES COMPLETED	



US 74 WB
(WEST DIXON BLVD)

US 74 EB
(WEST DIXON BLVD)


R-2707AA
OVERHEAD SIGN STRUCTURE 'A'

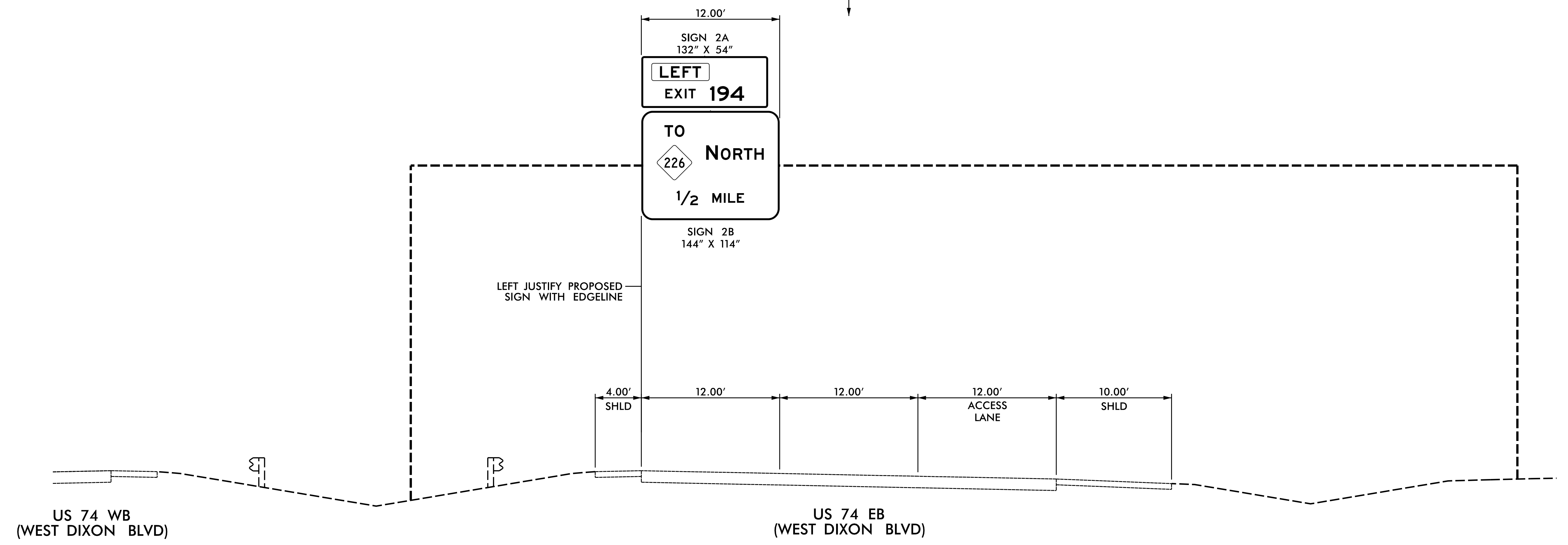
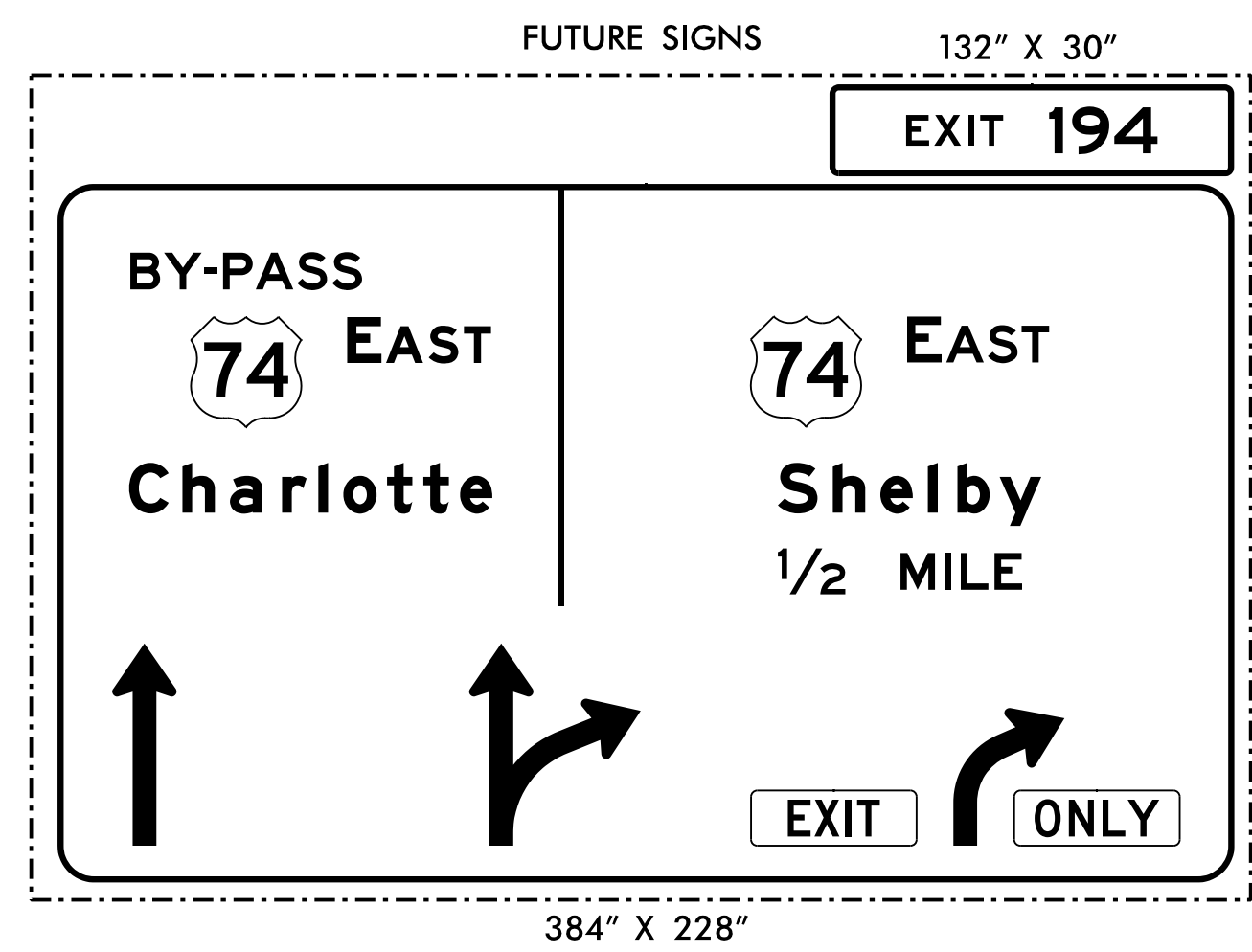
NOTES:

- SEE STANDARD 904-3(B)(3) FOR REQUIREMENTS OF NEW STRUCTURAL MEMBERS, MOUNTING HARDWARE FOR NEW SIGNS, SHOP DRAWINGS, BRACING AND ACCESSORY HARDWARE FOR ATTACHMENTS.
- MOUNT SIGNS VERTICALLY CENTERED ON HORIZONTAL MEMBER OF STRUCTURE AND MAINTAIN 17' MINIMUM CLEARANCE.

HNTB
HNTB NORTH CAROLINA, P.C.
 343 E. Six Forks Road, Suite 200
 Raleigh, North Carolina 27609
 NC License No: C-1554
 (919) 546-8997

EXISTING
OVERHEAD SIGN STRUCTURE 'AA'
-L- STA. 24+67

TIP NO. R-2707F	SHEET NO. SIGN-3A
APPROVED: <i>Charles A. Johnson, III</i> <small>58A1958B47F5446</small>	
DATE: 10/20/2017	
SEAL	
	
DOCUMENT NOT CONSIDERED FINAL UNLESS ALL SIGNATURES COMPLETED	




**R-2707AA
OVERHEAD SIGN STRUCTURE 'B'**

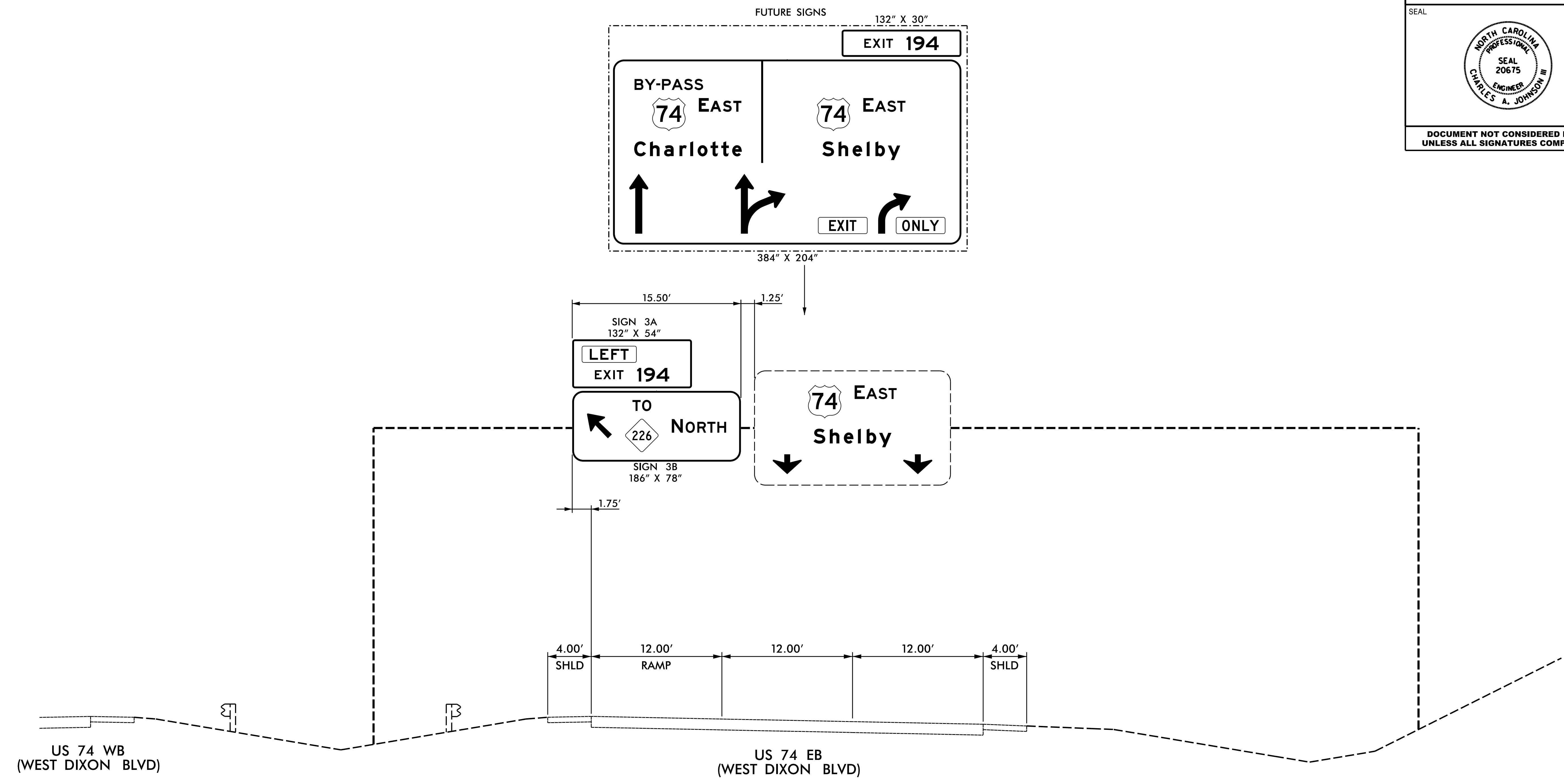
NOTES:

- SEE STANDARD 904-3(B)(3) FOR REQUIREMENTS OF NEW STRUCTURAL MEMBERS, MOUNTING HARDWARE FOR NEW SIGNS, SHOP DRAWINGS, BRACING AND ACCESSORY HARDWARE FOR ATTACHMENTS.
- MOUNT SIGNS VERTICALLY CENTERED ON HORIZONTAL MEMBER OF STRUCTURE AND MAINTAIN 17' MINIMUM CLEARANCE.

HNTB
HNTB NORTH CAROLINA, P.C.
 343 E. Six Forks Road, Suite 200
 Raleigh, North Carolina 27609
 NC License No: C-1554
 (919) 546-8997

**EXISTING
OVERHEAD SIGN STRUCTURE 'BB'
-L- STA. 43+20**

TIP NO. R-2707F	SHEET NO. SIGN-3B
APPROVED: <i>Charles A. Johnson, III</i> <small>58A1958B47F54A6</small>	
DATE: 10/20/2017	
SEAL	
	
DOCUMENT NOT CONSIDERED FINAL UNLESS ALL SIGNATURES COMPLETED	




R-2707AA
OVERHEAD SIGN STRUCTURE 'D'

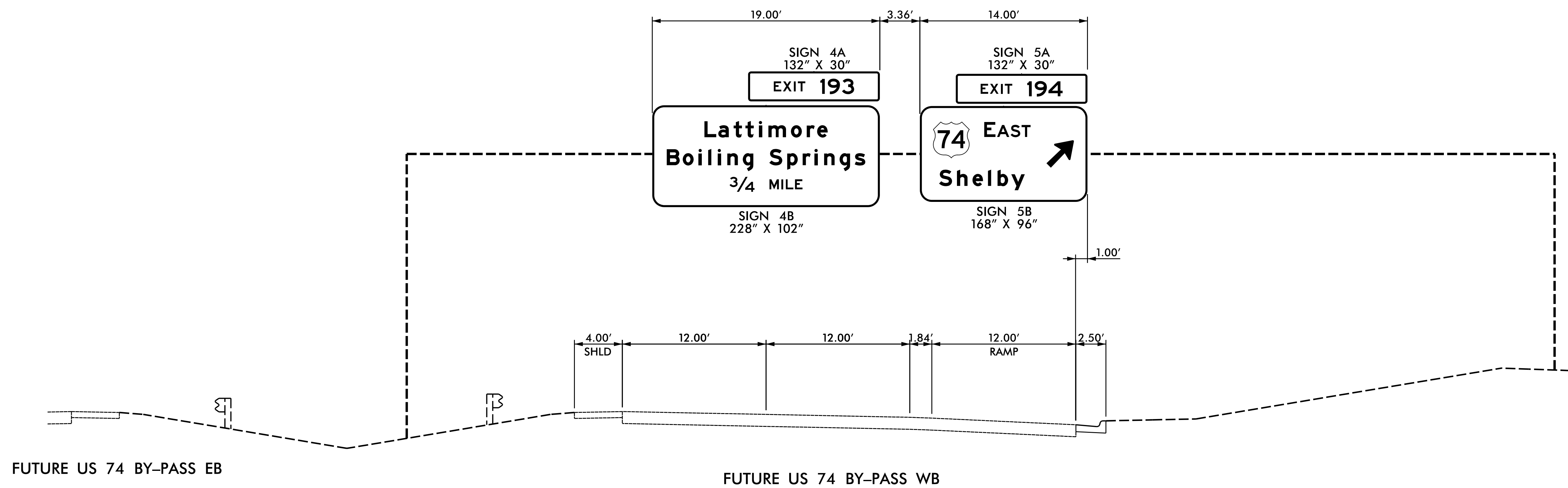
NOTES:

- SEE STANDARD 904-3(B)(3) FOR REQUIREMENTS OF NEW STRUCTURAL MEMBERS, MOUNTING HARDWARE FOR NEW SIGNS, SHOP DRAWINGS, BRACING AND ACCESSORY HARDWARE FOR ATTACHMENTS.
- MOUNT SIGNS VERTICALLY CENTERED ON HORIZONTAL MEMBER OF STRUCTURE AND MAINTAIN 17' MINIMUM CLEARANCE.

HNTB
HNTB NORTH CAROLINA, P.C.
 343 E. Six Forks Road, Suite 200
 Raleigh, North Carolina 27609
 NC License No: C-1554
 (919) 546-8997

EXISTING
OVERHEAD SIGN STRUCTURE 'CC'
-L- STA. 74+50

TIP NO. R-2707F	SHEET NO. SIGN-3C
APPROVED: <i>Charles A. Johnson, III</i> <small>58A1958B47F54A6</small>	
DATE: 10/20/2017	
SEAL	
	
DOCUMENT NOT CONSIDERED FINAL UNLESS ALL SIGNATURES COMPLETED	



**R-2707AA
OVERHEAD SIGN STRUCTURE 'E'**


NOTES:

- SEE STANDARD 904-3(B)(3) FOR REQUIREMENTS OF NEW STRUCTURAL MEMBERS, MOUNTING HARDWARE FOR NEW SIGNS, SHOP DRAWINGS, BRACING AND ACCESSORY HARDWARE FOR ATTACHMENTS.
- MOUNT SIGNS VERTICALLY CENTERED ON HORIZONTAL MEMBER OF STRUCTURE AND MAINTAIN 17' MINIMUM CLEARANCE.

HNTB HNTB NORTH CAROLINA, P.C.
343 E. Six Forks Road, Suite 200
Raleigh, North Carolina 27609
NC License No: C-1554
(919) 546-8997

**EXISTING
OVERHEAD SIGN STRUCTURE 'DD'
-L- STA. 78+00 LT**

APPROVED: Charles A. Johnson, III
58A1565847F5446
 DATE: 10/20/2017



**DOCUMENT NOT CONSIDERED FINAL
UNLESS ALL SIGNATURES COMPLETED**

SIGN NUMBER: 1A,2A,3A BACKG COLOR: Green
 TYPE: A (OVHD) COPY COLOR: White
 QUANTITY: 3

SYMBOL	X	Y	WID	HT
LEFT	8.8	28.5	60	18

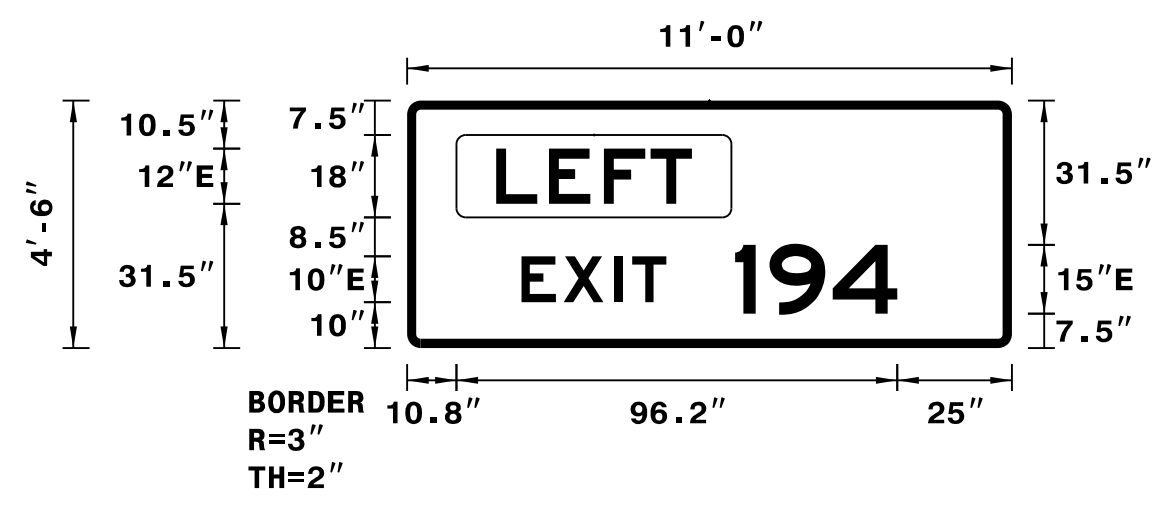
SIGN WIDTH: 11'-0"
 HEIGHT: 4'-6"
 TOTAL AREA: 49.5 Sq.Ft.

BORDER TYPE: FLUSH
 RECESS: 0"
 WIDTH: 2"
 RADII: 3"

NO. Z BARS: 2
 LENGTH: 124.0

MAT'L: 0.125" ALUMINUM

DESIGN BY: ADK CHECKED BY: ADK/CAJ
 PROJECT ID: R-2707F DIV: 12 DATE: June 2017



Spacing Factor is 1 unless specified otherwise
 Spacing Factor for "EXIT" is 1.2
 Spacing Factor for "LEFT" is 1.25

- NOTES:
- Legend and border shall be direct applied Grade A reflective sheeting.
 - Background shall be Grade C reflective sheeting.
 - "LEFT" panel shall be yellow Grade C sheeting on 0.032" aluminum and demountable. Legend shall be direct applied black non-reflective sheeting.

LETTER POSITIONS

Letter spacings are to start of next letter

	L	E	F	T		Series/Size
	19.4	11.6	12	10.2	9	69.8
						E 2000
						42.8
						E 2000
	25	9.2	11.1	3.8	7.5	75.4
						E 2000
						31.6
						E 2000
						35.4

SIGN NUMBER: 1B BACKG COLOR: Green
 TYPE: A (OVHD) COPY COLOR: White
 QUANTITY: 1

SYMBOL	X	Y	WID	HT
M1-5-3-24-7C	10.5	35	36	36

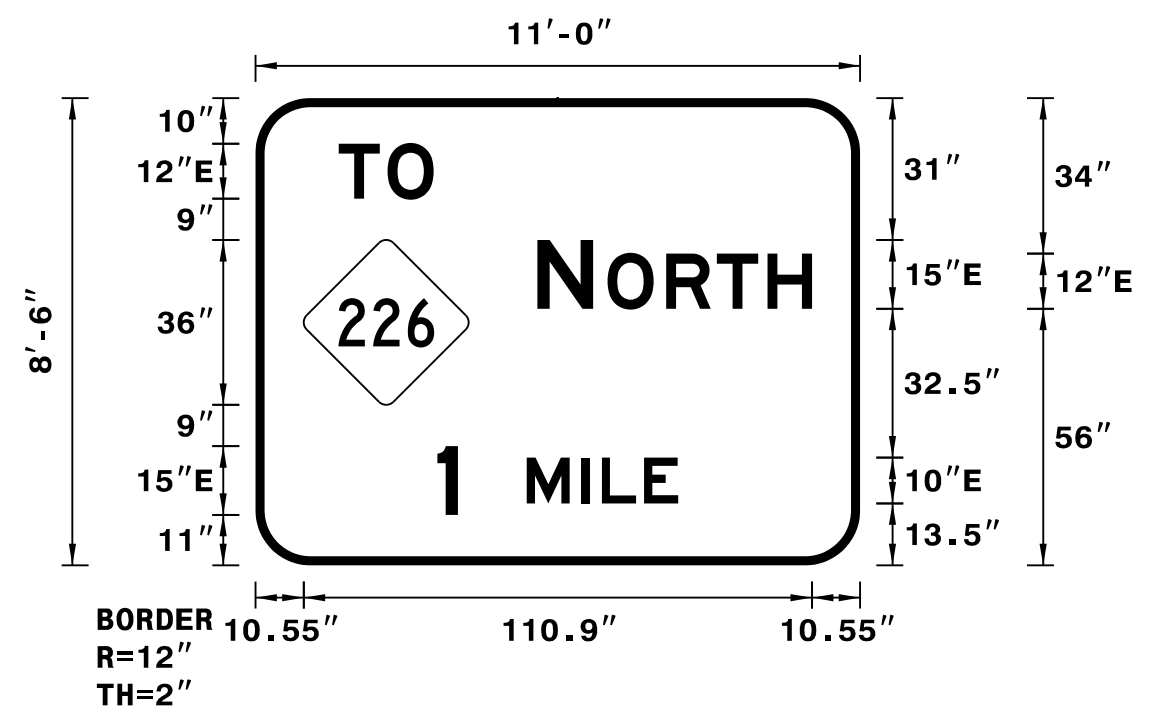
SIGN WIDTH: 11'-0"
 HEIGHT: 8'-6"
 TOTAL AREA: 93.5 Sq.Ft.

BORDER TYPE: FLUSH
 RECESS: 0"
 WIDTH: 2"
 RADII: 12"

NO. Z BARS: 3
 LENGTH: 124.0

MAT'L: 0.125" ALUMINUM

DESIGN BY: ADK CHECKED BY: ADK/CAJ
 PROJECT ID: R-2707F DIV: 12 DATE: June 2017



Spacing Factor is 1 unless specified otherwise

- NOTES:
- Legend and border shall be direct applied Grade A reflective sheeting.
 - Arrows and shields shall be Grade A reflective sheeting on 0.032" aluminum and demountable.
 - Background shall be Grade C reflective sheeting.

LETTER POSITIONS

Letter spacings are to start of next letter

	T	O				Series/Size
	18.2	10.7	10.1	93.1		E 2000
						20.8
						E 2000
						59.9
						E 2000
						52.6

SIGN NUMBER: 2B BACKG COLOR: Green
 TYPE: A (OVHD) COPY COLOR: White
 QUANTITY: 1

SYMBOL	X	Y	WID	HT
M1-5-3-24-7C	16.5	42	36	36

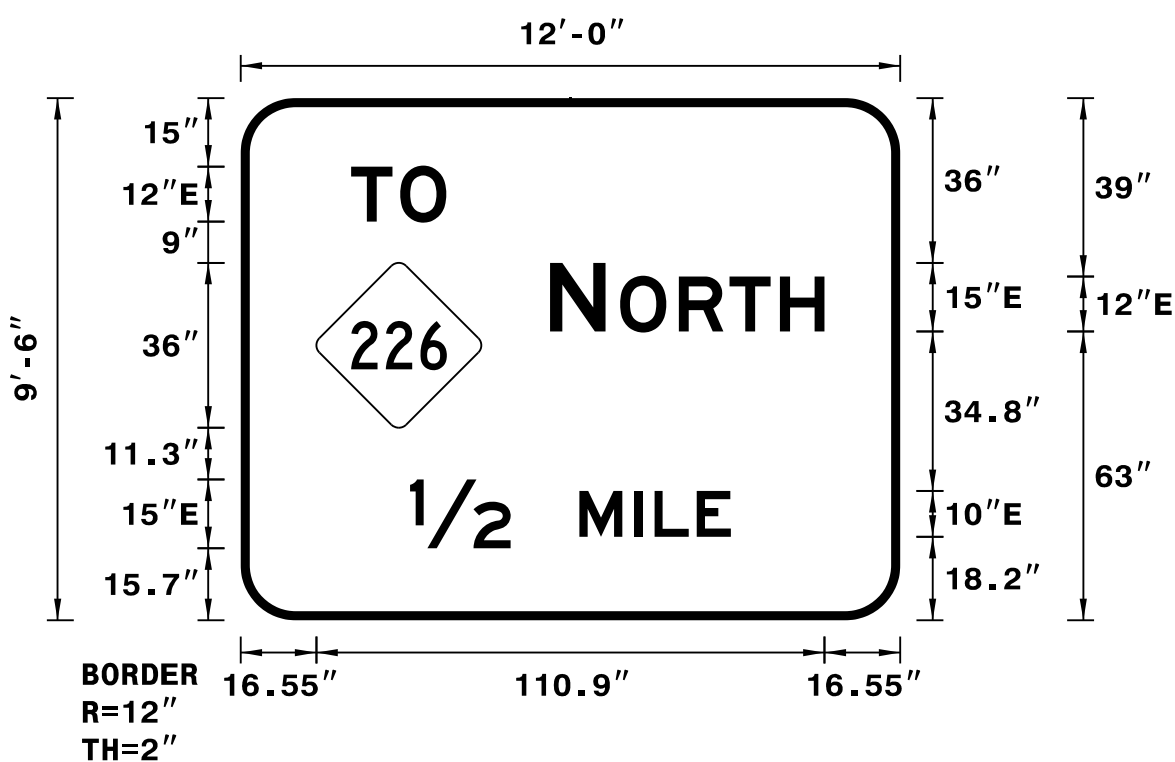
SIGN WIDTH: 12'-0"
 HEIGHT: 9'-6"
 TOTAL AREA: 114.0 Sq.Ft.

BORDER TYPE: FLUSH
 RECESS: 0"
 WIDTH: 2"
 RADII: 12"

NO. Z BARS: 3
 LENGTH: 136.0

MAT'L: 0.125" ALUMINUM

DESIGN BY: ADK CHECKED BY: ADK/CAJ
 PROJECT ID: R-2707F DIV: 12 DATE: June 2017



Spacing Factor is 1 unless specified otherwise

- NOTES:
- Legend and border shall be direct applied Grade A reflective sheeting.
 - Shields shall be Grade A reflective sheeting on 0.032" aluminum and demountable.
 - Background shall be Grade C reflective sheeting.

LETTER POSITIONS

Letter spacings are to start of next letter

	T	O				Series/Size
	24.1	10.7	10.1	99.1		E 2000
						20.8
						E 2000
						59.9
						E 2000
						70.1

SIGN NUMBER: 3B BACKG COLOR: Green
 TYPE: A (OVHD) COPY COLOR: White
 QUANTITY: 1

SYMBOL	X	Y	WID	HT
Type A Arrow	16.3	25.6	22.4	35.3
M1-5-3-24-7C	58.8	10.9	36	36

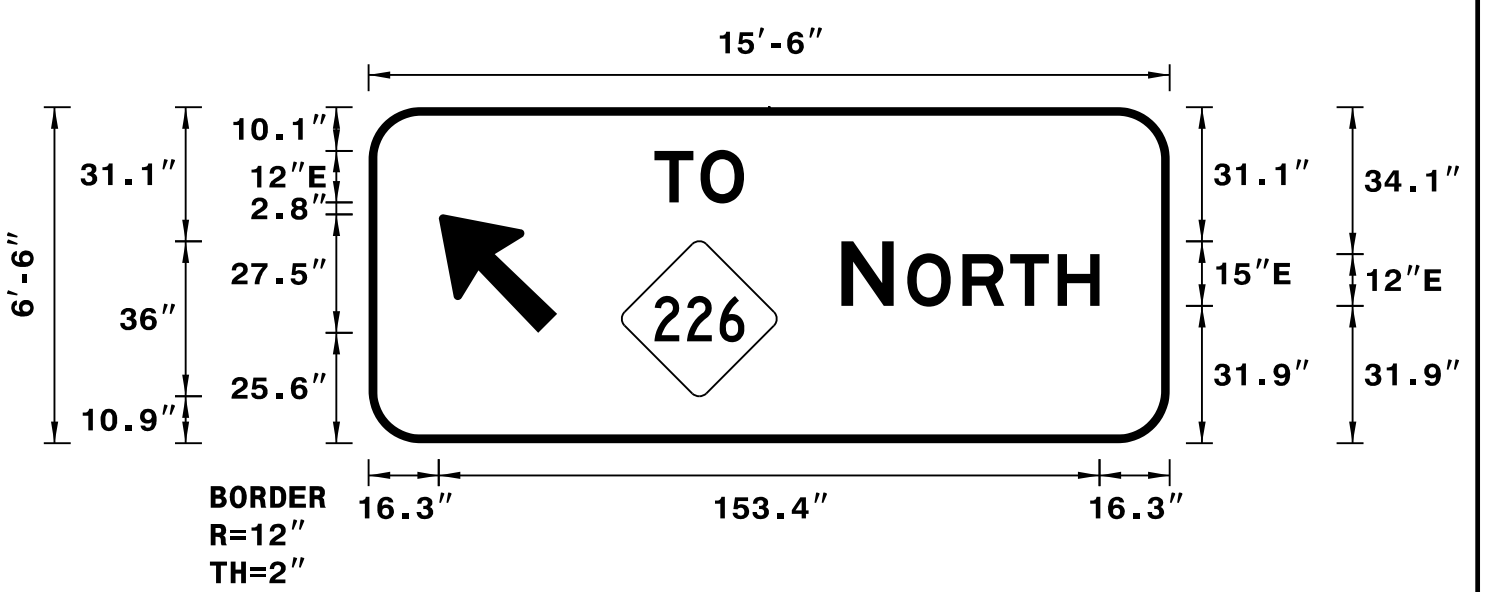
SIGN WIDTH: 15'-6"
 HEIGHT: 6'-6"
 TOTAL AREA: 100.8 Sq.Ft.

BORDER TYPE: FLUSH
 RECESS: 0"
 WIDTH: 2"
 RADII: 12"

NO. Z BARS: 2
 LENGTH: 178.0

MAT'L: 0.125" ALUMINUM

DESIGN BY: NKV CHECKED BY: ADK/CAJ
 PROJECT ID: R-2707F DIV: 12 DATE: June 2017



Spacing Factor is 1 unless specified otherwise


- NOTES:
- Legend and border shall be direct applied Grade A reflective sheeting.
 - Arrows and Shields shall be Grade A reflective sheeting on 0.032" aluminum and demountable.
 - Background shall be Grade C reflective sheeting.

LETTER POSITIONS

Letter spacings are to start of next letter

	T	O				Series/Size
	66.4	10.7	10.1	98.9		E 2000
						20.8
						E 2000
						59.9

APPROVED: Charles A. Johnson, III
58A1565847F5446
 DATE: 10/20/2017



**DOCUMENT NOT CONSIDERED FINAL
UNLESS ALL SIGNATURES COMPLETED**

SIGN NUMBER: 104B BACKG COLOR: Green
 TYPE: A COPY COLOR: White
 QUANTITY: 1

SYMBOL	X	Y	WID	HT
M1_4	17.2	72.3	36	36

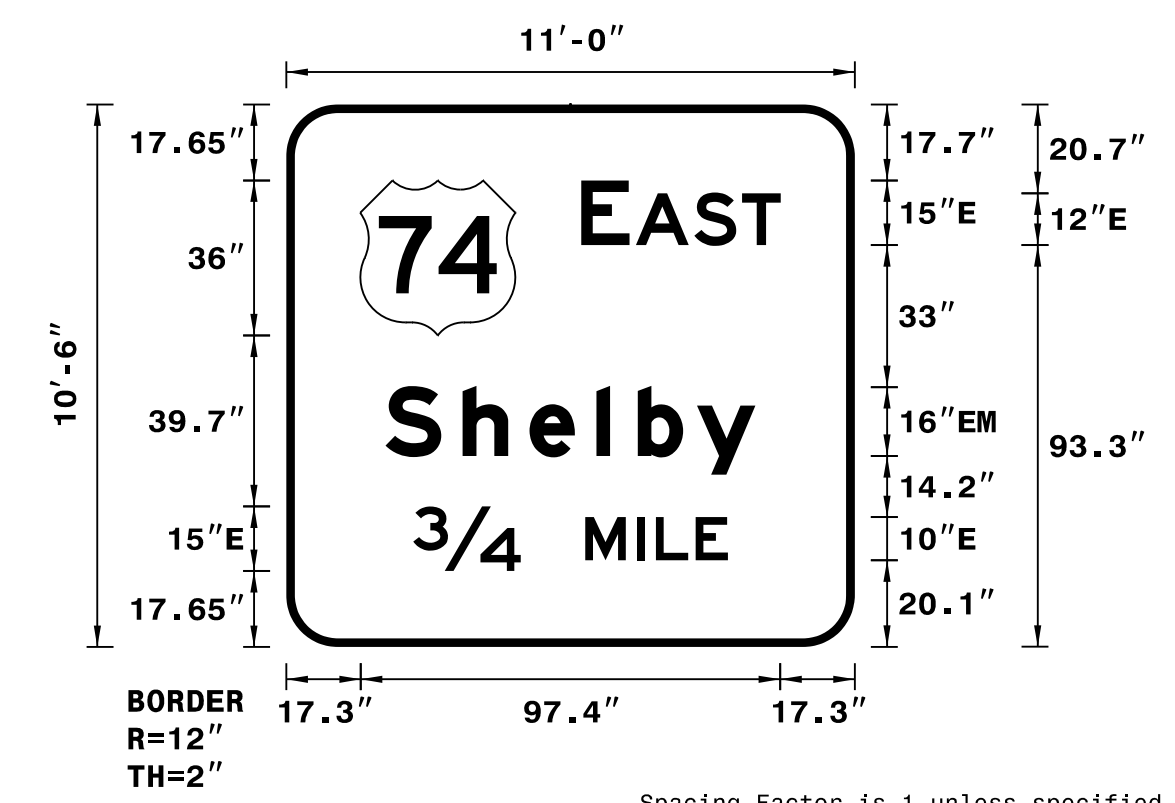
SIGN WIDTH: 11'-0"
 HEIGHT: 10'-6"
 TOTAL AREA: 115.5 Sq.Ft.

BORDER TYPE: FLUSH
 RECESS: 0"
 WIDTH: 2"
 RADII: 12"

MAT'L: 0.125" ALUMINUM

NO. Z BARS: 3
 LENGTH: 124.0

DESIGN BY: TRT CHECKED BY: ADK/CAJ
 PROJECT ID: R-2707F DIV: 12 DATE: June 2017



NOTES:
 1. Legend and border shall be direct applied Grade C reflective sheeting.
 2. Shields shall be Grade C reflective sheeting on 0.032" aluminum and demountable.
 3. Background shall be Grade C reflective sheeting.

SIGN NUMBER: 105B BACKG COLOR: Green
 TYPE: A COPY COLOR: White
 QUANTITY: 1

SYMBOL	X	Y	WID	HT
M1_4	17.3	72.3	36	36

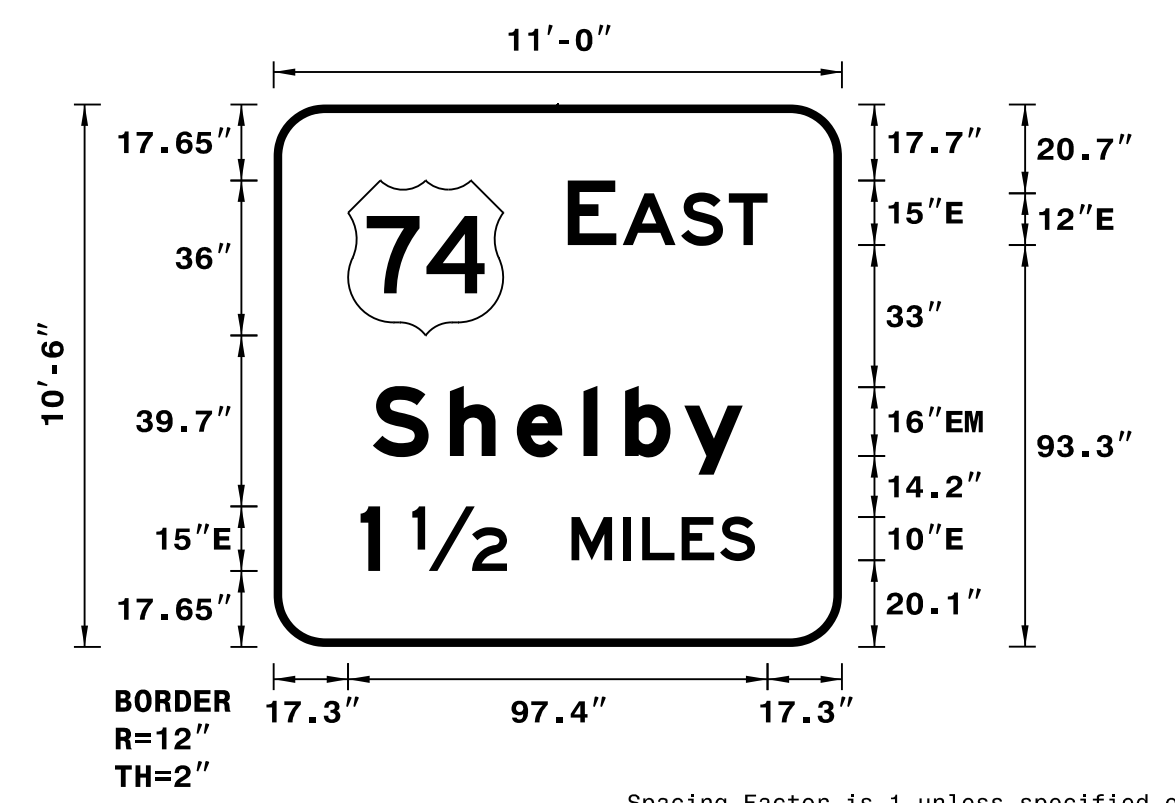
SIGN WIDTH: 11'-0"
 HEIGHT: 10'-6"
 TOTAL AREA: 115.5 Sq.Ft.

BORDER TYPE: FLUSH
 RECESS: 0"
 WIDTH: 2"
 RADII: 12"

MAT'L: 0.125" ALUMINUM

NO. Z BARS: 3
 LENGTH: 124.0

DESIGN BY: TRT CHECKED BY: ADK/CAJ
 PROJECT ID: R-2707F DIV: 12 DATE: June 2017



NOTES:
 1. Legend and border shall be direct applied Grade C reflective sheeting.
 2. Shields shall be Grade C reflective sheeting on 0.032" aluminum and demountable.
 3. Background shall be Grade C reflective sheeting.

LETTER POSITIONS

Letter spacings are to start of next letter

	E	A	S	T						Series/Size Text Length
	68.5	11.2	1.5	13.6	11	9	17.2			E 2000 46.3
		S	h	e	l	b	y			EM 2000 85.9
	23	17.9	15.5	15.5	9.6	13.8	13.6	23		
		3/4		M	I	L	E			E 2000 73.1
	29.5	25	15	12	4.4	9.2	7.5	29.5		

LETTER POSITIONS

Letter spacings are to start of next letter

	E	A	S	T						Series/Size Text Length	
	68.3	11.3	1.5	13.6	11	9	17.3			E 2000 46.4	
		S	h	e	l	b	y			EM 2000 85.9	
	23	17.9	15.5	15.5	9.6	13.8	13.6	23			
		1		1/2		M	I	L	E	S	E 2000 91.6
	20.2	4.5	7.5	22	15	12	4.4	9.2	8.9	8.1	20.2

SIGN NUMBER: 106A,107A,108A,109A,110A,112A BACKG COLOR: Green
 TYPE: B COPY COLOR: White
 QUANTITY: 6

SYMBOL	X	Y	WID	HT

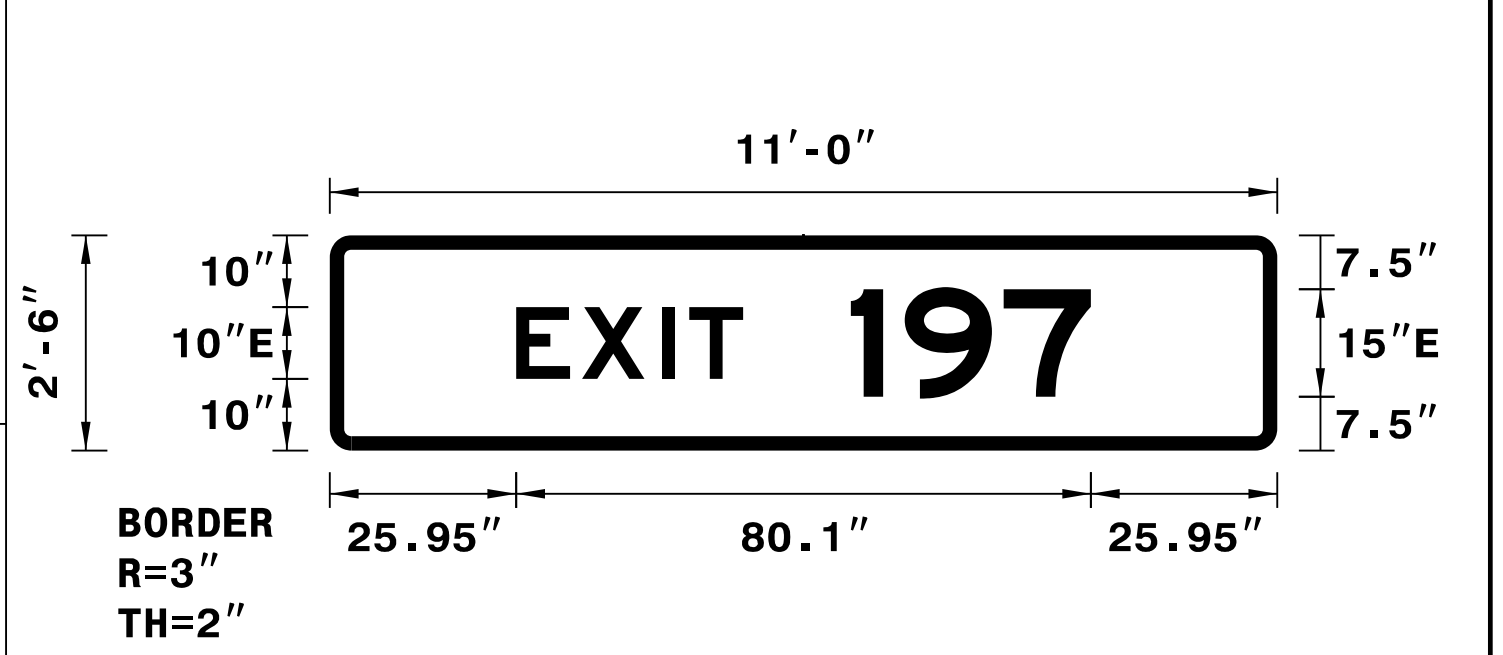
SIGN WIDTH: 11'-0"
 HEIGHT: 2'-6"
 TOTAL AREA: 27.5 Sq.Ft.

BORDER TYPE: FLUSH
 RECESS: 0"
 WIDTH: 2"
 RADII: 3"

MAT'L: 0.125" ALUMINUM

NO. Z BARS: 2
 LENGTH: 124.0

DESIGN BY: TRT CHECKED BY: ADK/CAJ
 PROJECT ID: R-2707F DIV: 12 DATE: June 2017



NOTES:
 1. Legend and border shall be direct applied Grade C reflective sheeting.
 2. Background shall be Grade C reflective sheeting.

SIGN NUMBER: 106B,112B BACKG COLOR: Green
 TYPE: A COPY COLOR: White
 QUANTITY: 2

SYMBOL	X	Y	WID	HT


SIGN WIDTH: 25'-0"
 HEIGHT: 6'-6"
 TOTAL AREA: 162.5 Sq.Ft.

BORDER TYPE: FLUSH
 RECESS: 0"
 WIDTH: 2"
 RADII: 12"

MAT'L: 0.125" ALUMINUM

NO. Z BARS: 2
 LENGTH: 292.0

DESIGN BY: TRT CHECKED BY: ADK/CAJ
 PROJECT ID: R-2707F DIV: 12 DATE: June 2017



NOTES:
 1. Legend and border shall be direct applied Grade C reflective sheeting.
 2. Background shall be Grade C reflective sheeting.

LETTER POSITIONS

Letter spacings are to start of next letter


	E	X	I	T						Series/Size Text Length
	26	9.2	11.1	3.8	7.5	74.4				E 2000 31.6
		1	9	7						E 2000 33.5
	72.6	7.5	13.8	12.2	26					

LETTER POSITIONS

Letter spacings are to start of next letter

	W	a	s	h	b	u	r	n	S	w	i	t	c	h	R	d			Series/Size Text Length		
	18.2	19.4	15.2	15.5	17	15.5	17	11.8	10.6	16	16.2	21	8	12	15.5	10.6	16	15.8	10.6	18.2	EM 2000 263.5
		1		M	I	L	E														E 2000 52.6
	123.7	4.5	15	12	4.4	9.2	7.5	123.7													

APPROVED: Charles A. Johnson, III
58A1955847F54A6
 DATE: 10/20/2017



**DOCUMENT NOT CONSIDERED FINAL
UNLESS ALL SIGNATURES COMPLETED**

SIGN NUMBER: 111C BACKG COLOR: Green
 TYPE: A COPY COLOR: White
 QUANTITY: 1

SYMBOL	X	Y	WID	HT
NC363B	75	66	36	36

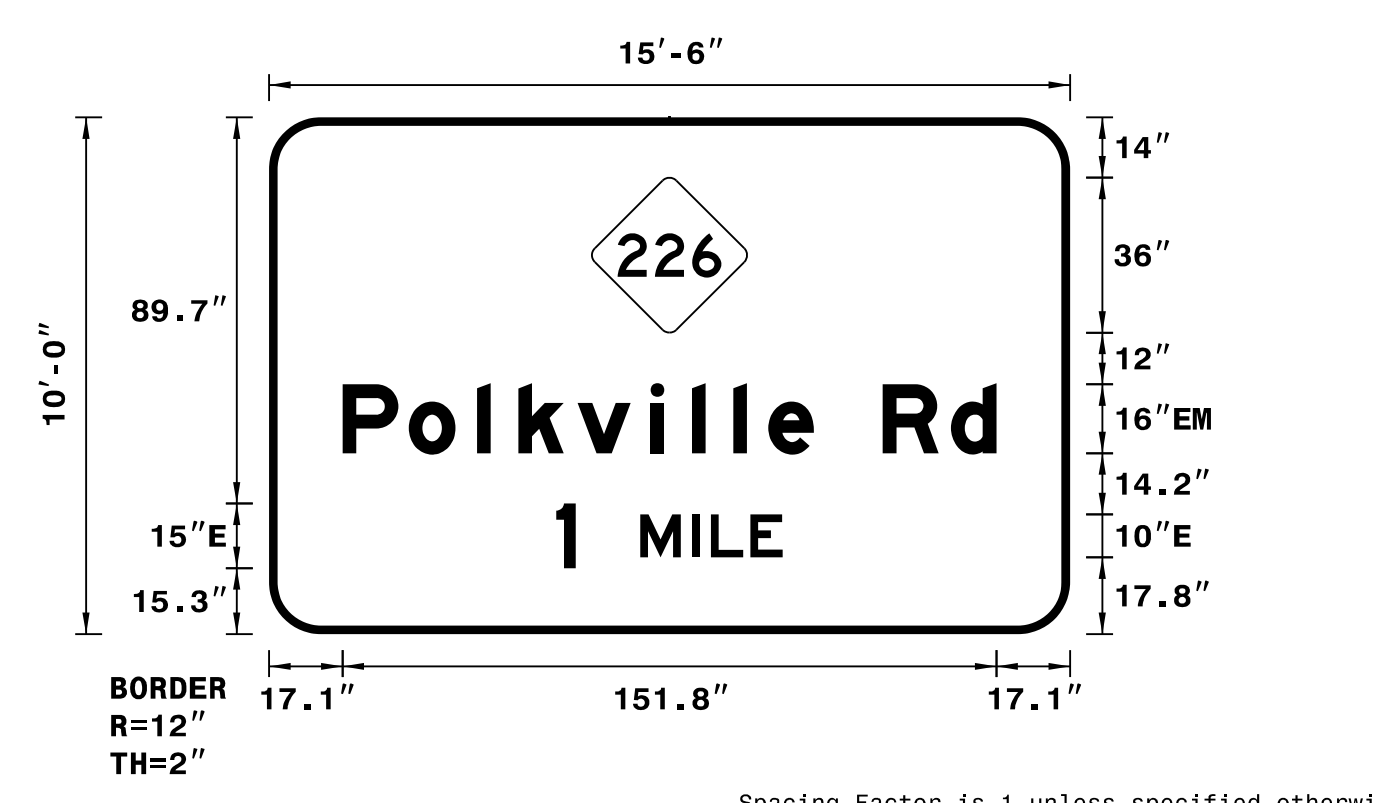
SIGN WIDTH: 15'-6"
 HEIGHT: 10'-0"
 TOTAL AREA: 155 Sq.Ft.

BORDER TYPE: FLUSH
 RECESS: 0"
 WIDTH: 2"
 RADII: 12"

MAT'L: 0.125" ALUMINUM

NO. Z BARS: 3
 LENGTH: 178.0

DESIGN BY: TRT CHECKED BY: ADK/CAJ
 PROJECT ID: R-2707F DIV: 12 DATE: June 2017



NOTES:
 1. Legend and border shall be direct applied Grade C reflective sheeting.
 2. Shields shall be Grade C reflective sheeting on 0.032" aluminum and demountable.
 3. Background shall be Grade C reflective sheeting.

LETTER POSITIONS

Letter spacings are to start of next letter

	P	o	l	k	v	i	l	l	e	R	d		Series/Size Text Length		
	17.1	15.4	15.8	9.6	13.8	17	9.6	9.6	8.2	10.6	16	15.8	10.6	17.1	EM 2000 151.8
	1		M	I	L	E									E 2000 52.6
	66.7	4.5	15	12	4.4	9.2	7.5	66.7							

SIGN NUMBER: 113C BACKG COLOR: Green
 TYPE: A COPY COLOR: White
 QUANTITY: 1

SYMBOL	X	Y	WID	HT
NC363B	75	66	36	36

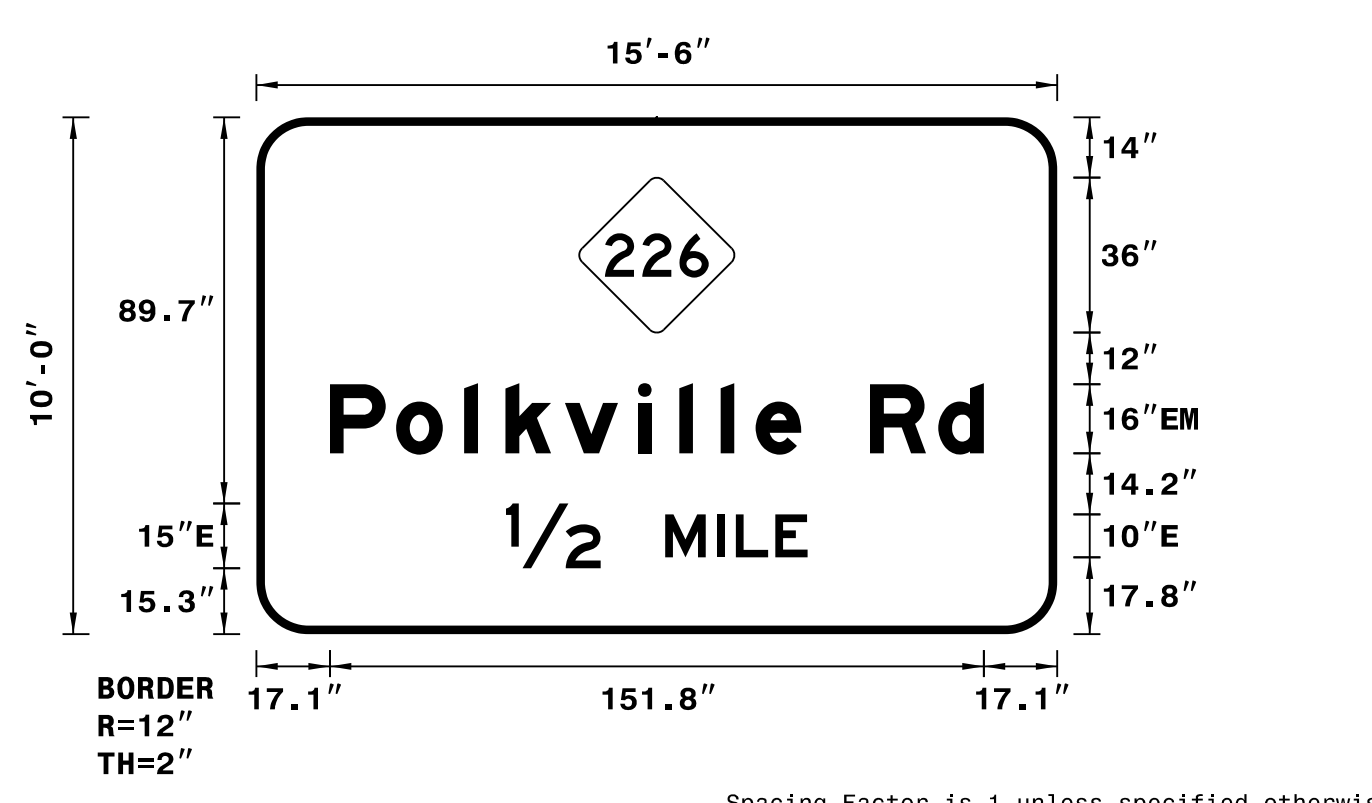
SIGN WIDTH: 15'-6"
 HEIGHT: 10'-0"
 TOTAL AREA: 155 Sq.Ft.

BORDER TYPE: FLUSH
 RECESS: 0"
 WIDTH: 2"
 RADII: 12"

MAT'L: 0.125" ALUMINUM

NO. Z BARS: 3
 LENGTH: 178.0

DESIGN BY: TRT CHECKED BY: ADK/CAJ
 PROJECT ID: R-2707F DIV: 12 DATE: June 2017



NOTES:
 1. Legend and border shall be direct applied Grade C reflective sheeting.
 2. Shields shall be Grade C reflective sheeting on 0.032" aluminum and demountable.
 3. Background shall be Grade C reflective sheeting.

LETTER POSITIONS

Letter spacings are to start of next letter

	P	o	l	k	v	i	l	l	e	R	d		Series/Size Text Length		
	17.1	15.4	15.8	9.6	13.8	17	9.6	9.6	8.2	10.6	16	15.8	10.6	17.1	EM 2000 151.8
	1/2		M	I	L	E									E 2000 70.1
	58	22	15	12	4.4	9.2	7.5	58							

SIGN NUMBER: 114C BACKG COLOR: Green
 TYPE: A COPY COLOR: White
 QUANTITY: 1

SYMBOL	X	Y	WID	HT
NC363B	75	77.7	36	36
Type A Arrow	79.3	12.3	22.4	35.3

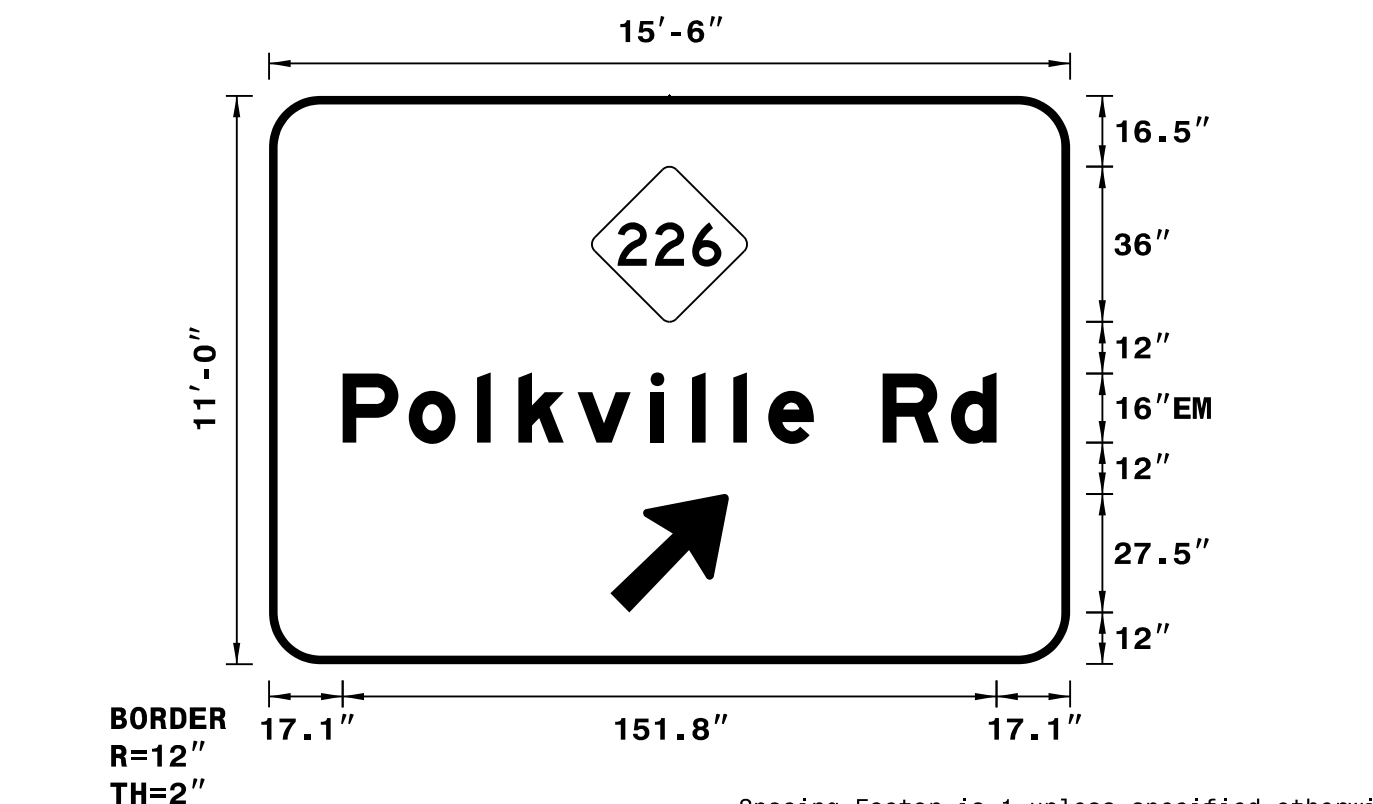
SIGN WIDTH: 15'-6"
 HEIGHT: 11'-0"
 TOTAL AREA: 170.5 Sq.Ft.

BORDER TYPE: FLUSH
 RECESS: 0"
 WIDTH: 2"
 RADII: 12"

MAT'L: 0.125" ALUMINUM

NO. Z BARS: 3
 LENGTH: 178.0

DESIGN BY: TRT CHECKED BY: ADK/CAJ
 PROJECT ID: R-2707F DIV: 12 DATE: June 2017



NOTES:
 1. Legend and border shall be direct applied Grade C reflective sheeting.
 2. Arrows and shields shall be Grade C reflective sheeting on 0.032" aluminum and demountable.
 3. Background shall be Grade C reflective sheeting.

LETTER POSITIONS

Letter spacings are to start of next letter

	P	o	l	k	v	i	l	l	e	R	d		Series/Size Text Length		
	17.1	15.4	15.8	9.6	13.8	17	9.6	9.6	8.2	10.6	16	15.8	10.6	17.1	EM 2000 151.8

SIGN NUMBER: 201A BACKG COLOR: Green
 TYPE: A COPY COLOR: White
 QUANTITY: 1

SYMBOL	X	Y	WID	HT
Type A Arrow	67.7	6.6	18.3	29.25


SIGN WIDTH: 8'-0"
 HEIGHT: 5'-0"
 TOTAL AREA: 40.0 Sq.Ft.

BORDER TYPE: FLUSH
 RECESS: 0"
 WIDTH: 1.5"
 RADII: 6"

MAT'L: 0.125" ALUMINUM

NO. Z BARS: 2
 LENGTH: 88.0

DESIGN BY: TRT CHECKED BY: ADK/CAJ
 PROJECT ID: R-2707F DIV: 12 DATE: June 2017




NOTES:
 1. Legend and border shall be direct applied Grade C reflective sheeting.
 2. Arrow shall be Grade C reflective sheeting on 0.032" aluminum and demountable.
 3. Background shall be Grade C reflective sheeting.

LETTER POSITIONS

Letter spacings are to start of next letter

	E	X	I	T									Series/Size Text Length
	25.8	12.8	15.8	6.8	9	25.8							E 2000 44.4
	1	9	4										E 2000 42.5
	12.6	9	16.6	16.9	40.9								

APPROVED: Charles A. Johnson, III
58A1565847F54A6
 DATE: 10/20/2017



**DOCUMENT NOT CONSIDERED FINAL
UNLESS ALL SIGNATURES COMPLETED**

SIGN NUMBER: 201B BACKG COLOR: Yellow
 TYPE: B COPY COLOR: Black
 QUANTITY: 1

SYMBOL	X	Y	WID	HT

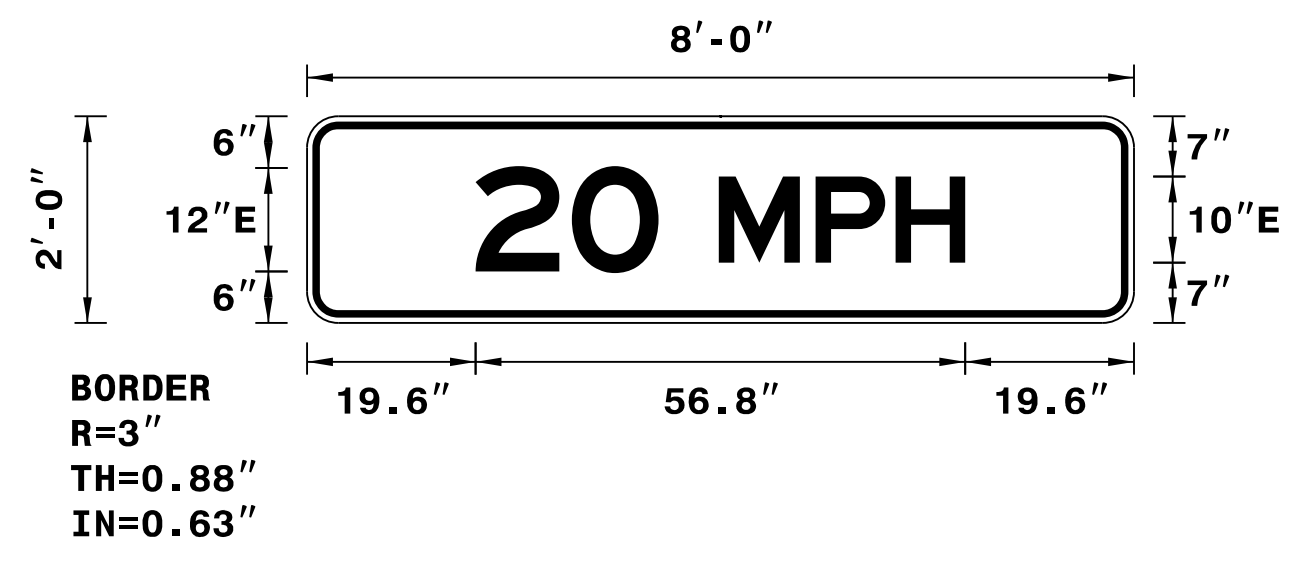
SIGN WIDTH: 8'-0"
 HEIGHT: 2'-0"
 TOTAL AREA: 16.0 Sq.Ft.

BORDER TYPE: RECESSED
 RECESS: 0.63"
 WIDTH: 0.88"
 RADII: 3"

MAT'L: 0.125" ALUMINUM

NO. Z BARS: 2
 LENGTH: 88.0

DESIGN BY: TRT CHECKED BY: ADK/CAJ
 PROJECT ID: R-2707F DIV: 12 DATE: June 2017



NOTES:
 1. Legend, border, and arrows shall be direct applied non-reflective sheeting.
 2. Background shall be Grade C reflective sheeting.

Spacing Factor is 1 unless specified otherwise

LETTER POSITIONS

Letter spacings are to start of next letter										Series/Size
										Text Length
19.6	11.1	10.1	7	11.2	9.3	8.1	19.6			E 2000
										59.8

SIGN NUMBER: 202 BACKG COLOR: Green
 TYPE: A COPY COLOR: White
 QUANTITY: 1

SYMBOL	X	Y	WID	HT
Type A Arrow	6	6.7	18.3	28.7

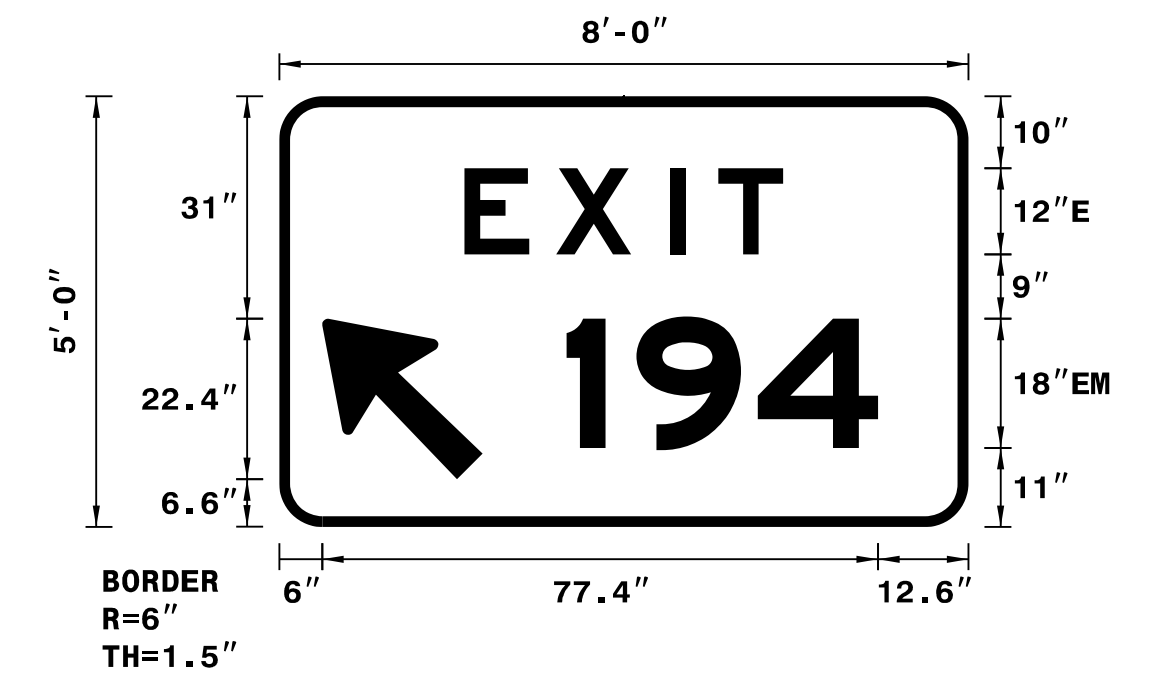
SIGN WIDTH: 8'-0"
 HEIGHT: 5'-0"
 TOTAL AREA: 40.0 Sq.Ft.

BORDER TYPE: FLUSH
 RECESS: 0"
 WIDTH: 1.5"
 RADII: 6"

MAT'L: 0.125" ALUMINUM

NO. Z BARS: 2
 LENGTH: 88.0

DESIGN BY: NKV CHECKED BY: ADK/CAJ
 PROJECT ID: R-2707F DIV: 12 DATE: June 2017



NOTES:
 1. Legend and border shall be direct applied Grade C reflective sheeting.
 2. Arrow shall be Grade C reflective sheeting on 0.032" aluminum and demountable.
 3. Background shall be Grade C reflective sheeting.

Spacing Factor is 1 unless specified otherwise
 Spacing Factor for "EXIT" is 2.25

LETTER POSITIONS

Letter spacings are to start of next letter										Series/Size
										Text Length
25.8	12.8	15.8	6.8	9	25.8					E 2000
										44.4
										EM 2000
										43.4

SIGN NUMBER: 203A BACKG COLOR: Green
 TYPE: A COPY COLOR: White
 QUANTITY: 1

SYMBOL	X	Y	WID	HT
Type A Arrow	27.8	6.6	18.3	29.25

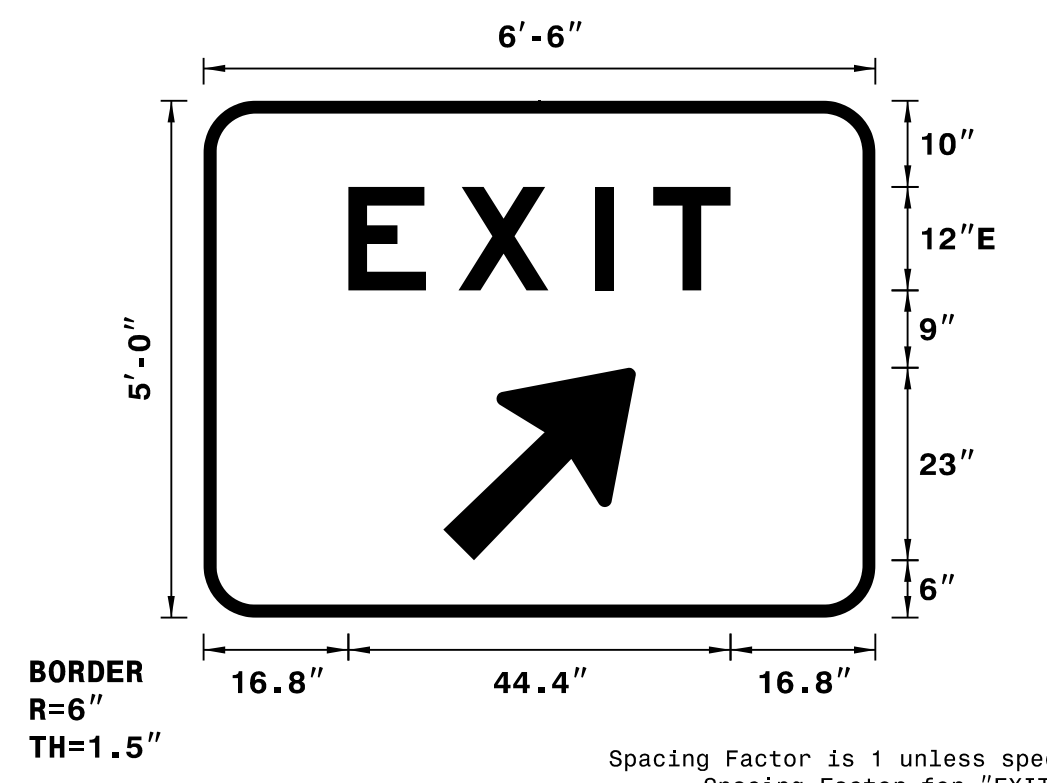
SIGN WIDTH: 6'-6"
 HEIGHT: 5'-0"
 TOTAL AREA: 32.5 Sq.Ft.

BORDER TYPE: FLUSH
 RECESS: 0"
 WIDTH: 1.5"
 RADII: 6"

MAT'L: 0.125" ALUMINUM

NO. Z BARS: 2
 LENGTH: 70.0

DESIGN BY: TRT CHECKED BY: ADK/CAJ
 PROJECT ID: R-2707F DIV: 12 DATE: June 2017



NOTES:
 1. Legend and border shall be direct applied Grade C reflective sheeting.
 2. Arrow shall be Grade C reflective sheeting on 0.032" aluminum and demountable.
 3. Background shall be Grade C reflective sheeting.

Spacing Factor is 1 unless specified otherwise
 Spacing Factor for "EXIT" is 2.25

LETTER POSITIONS

Letter spacings are to start of next letter										Series/Size
										Text Length
16.8	12.8	15.8	6.8	9	16.8					E 2000
										44.4

SIGN NUMBER: 203B BACKG COLOR: Yellow
 TYPE: B COPY COLOR: Black
 QUANTITY: 1

SYMBOL	X	Y	WID	HT

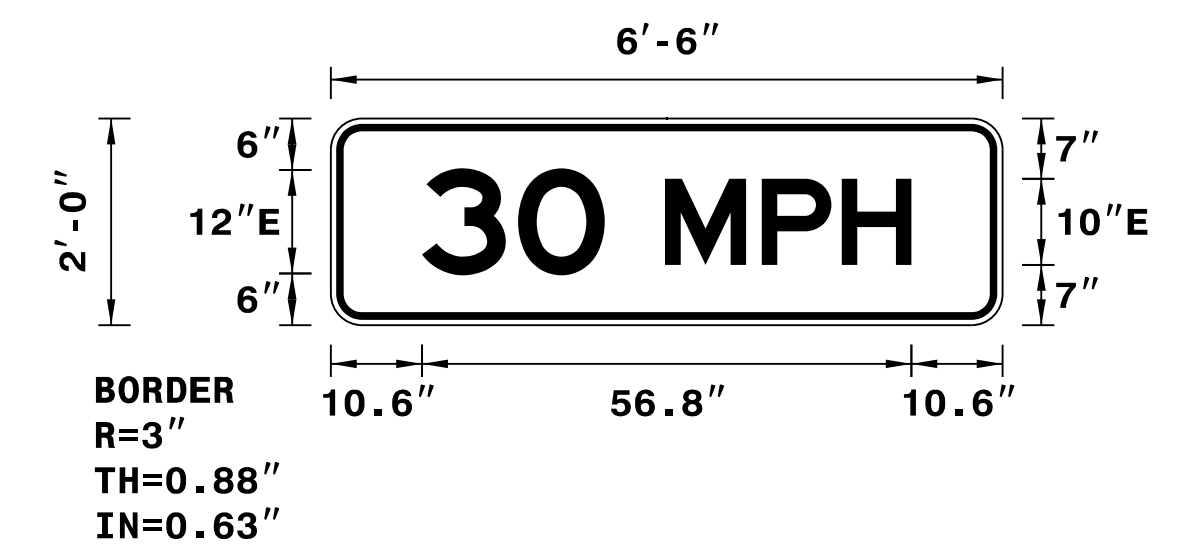
SIGN WIDTH: 6'-6"
 HEIGHT: 2'-0"
 TOTAL AREA: 13.0 Sq.Ft.

BORDER TYPE: RECESSED
 RECESS: 0.63"
 WIDTH: 0.88"
 RADII: 3"

MAT'L: 0.125" ALUMINUM

NO. Z BARS: 2
 LENGTH: 88.0

DESIGN BY: TRT CHECKED BY: ADK/CAJ
 PROJECT ID: R-2707F DIV: 12 DATE: June 2017




NOTES:
 1. Legend, border, and arrows shall be direct applied non-reflective sheeting.
 2. Background shall be Grade C reflective sheeting.

Spacing Factor is 1 unless specified otherwise

LETTER POSITIONS

Letter spacings are to start of next letter										Series/Size
										Text Length
10.6	11.1	10.1	7	11.2	9.3	8.1	10.6			E 2000
										59.8

APPROVED: Charles A. Johnson, III
58A1565847F54A6
 DATE: 10/20/2017



**DOCUMENT NOT CONSIDERED FINAL
UNLESS ALL SIGNATURES COMPLETED**

SIGN NUMBER: 204,205A BACKG COLOR: Green
 TYPE: A COPY COLOR: White
 QUANTITY: 2

SYMBOL	X	Y	WID	HT
Type A Arrow	67.7	6.6	18.3	29.25

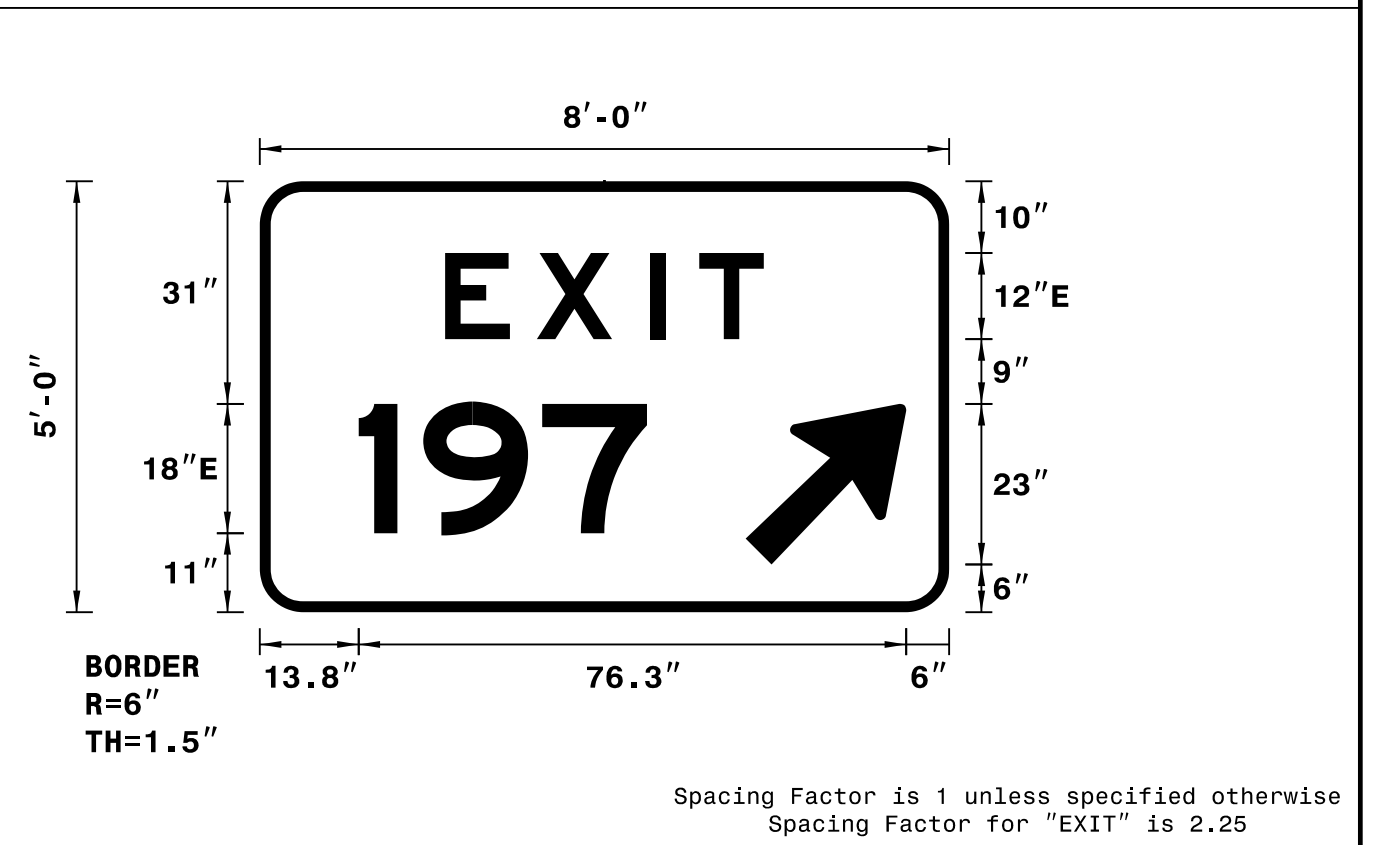
SIGN WIDTH: 8'-0"
 HEIGHT: 5'-0"
 TOTAL AREA: 40.0 Sq.Ft.

BORDER TYPE: FLUSH
 RECESS: 0"
 WIDTH: 1.5"
 RADII: 6"

MAT'L: 0.125" ALUMINUM

NO. Z BARS: 2
 LENGTH: 88.0

DESIGN BY: TRT CHECKED BY: ADK/CAJ
 PROJECT ID: R-2707F DIV: 12 DATE: June 2017



NOTES:
 1. Legend and border shall be direct applied Grade C reflective sheeting.
 2. Arrow shall be Grade C reflective sheeting on 0.032" aluminum and demountable.
 3. Background shall be Grade C reflective sheeting.

LETTER POSITIONS

Letter spacings are to start of next letter										Series/Size
										Text Length
25.8	12.8	15.8	6.8	9	25.8					E 2000
										44.4
										E 2000
13.8	9	16.6	14.6	42.1						40.1

SIGN NUMBER: 205B,206B BACKG COLOR: Yellow
 TYPE: B COPY COLOR: Black
 QUANTITY: 2

SYMBOL	X	Y	WID	HT
Type A Arrow	67.7	6.6	18.3	29.25

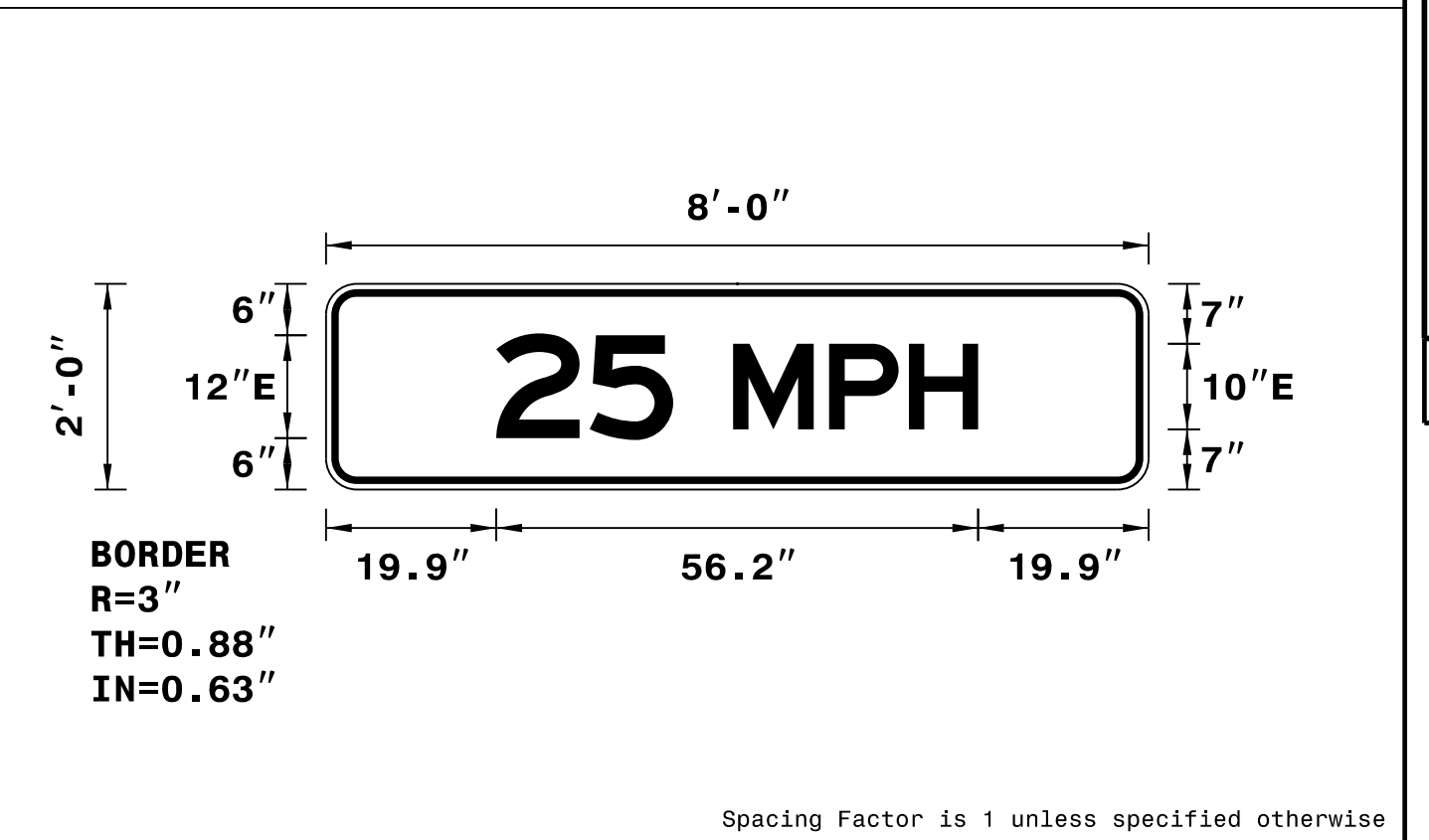
SIGN WIDTH: 8'-0"
 HEIGHT: 2'-0"
 TOTAL AREA: 16.0 Sq.Ft.

BORDER TYPE: RECESSED
 RECESS: 0.63"
 WIDTH: 0.88"
 RADII: 3"

MAT'L: 0.125" ALUMINUM

NO. Z BARS: 2
 LENGTH: 88.0

DESIGN BY: TRT CHECKED BY: ADK/CAJ
 PROJECT ID: R-2707F DIV: 12 DATE: June 2017



NOTES:
 1. Legend, border, and arrows shall be direct applied non-reflective sheeting.
 2. Background shall be Grade C reflective sheeting.

LETTER POSITIONS

Letter spacings are to start of next letter										Series/Size
										Text Length
19.9	10.9	9.7	7	11.2	9.3	8.1	19.9			E 2000
										59.2

SIGN NUMBER: 206A BACKG COLOR: Green
 TYPE: A COPY COLOR: White
 QUANTITY: 1

SYMBOL	X	Y	WID	HT
Type A Arrow	67.7	6.6	18.3	29.25

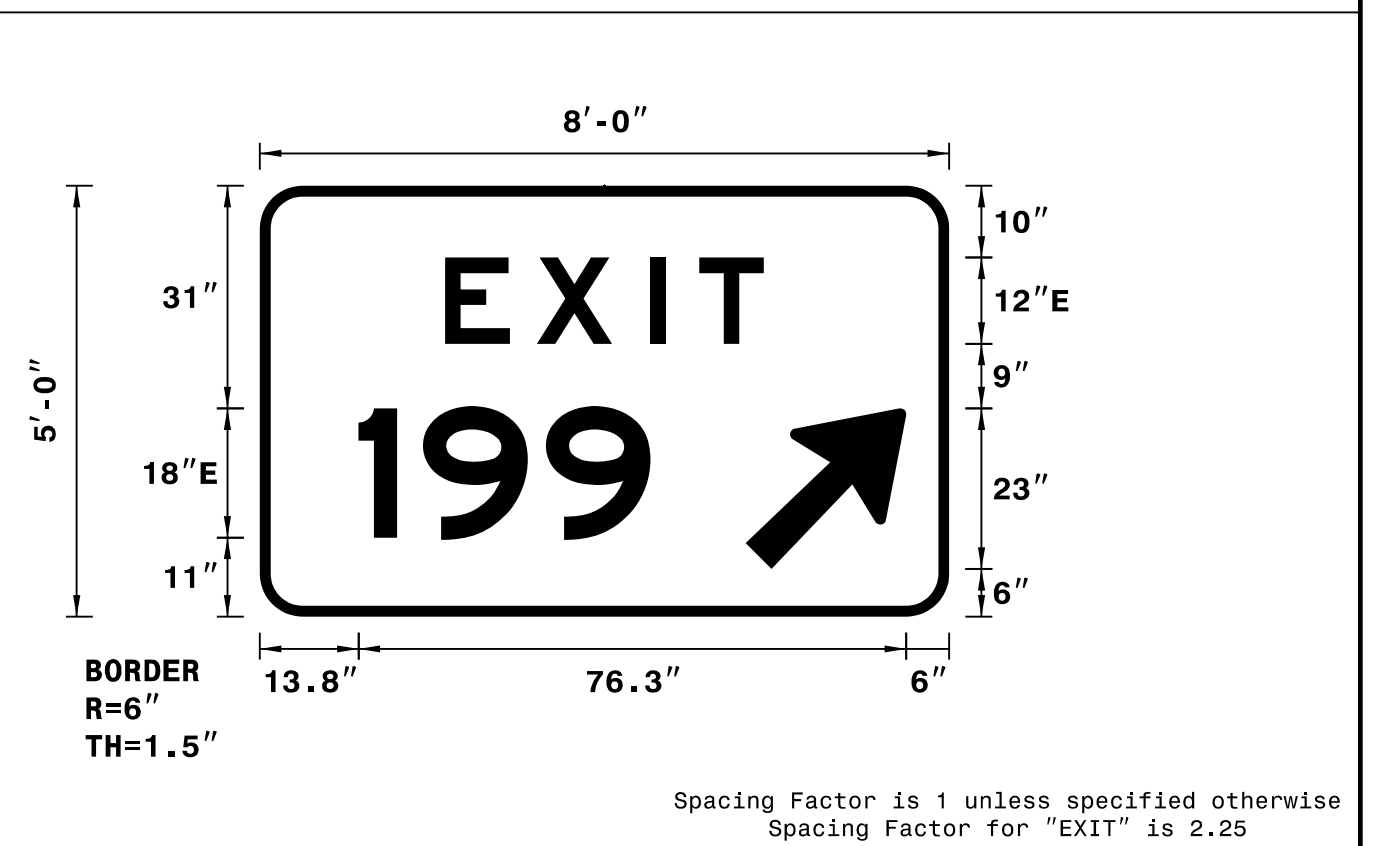
SIGN WIDTH: 8'-0"
 HEIGHT: 5'-0"
 TOTAL AREA: 40.0 Sq.Ft.

BORDER TYPE: FLUSH
 RECESS: 0"
 WIDTH: 1.5"
 RADII: 6"

MAT'L: 0.125" ALUMINUM

NO. Z BARS: 2
 LENGTH: 88.0

DESIGN BY: TRT CHECKED BY: ADK/CAJ
 PROJECT ID: R-2707F DIV: 12 DATE: June 2017



NOTES:
 1. Legend and border shall be direct applied Grade C reflective sheeting.
 2. Arrow shall be Grade C reflective sheeting on 0.032" aluminum and demountable.
 3. Background shall be Grade C reflective sheeting.

LETTER POSITIONS

Letter spacings are to start of next letter										Series/Size
										Text Length
25.8	12.8	15.8	6.8	9	25.8					E 2000
										44.4
										E 2000
13.8	9	17.1	14.6	41.6						40.7

SIGN NUMBER: 301,302 BACKG COLOR: Green
 TYPE: D COPY COLOR: White
 QUANTITY: 2

SYMBOL	X	Y	WID	HT
Type A Arrow	67.7	6.6	18.3	29.25

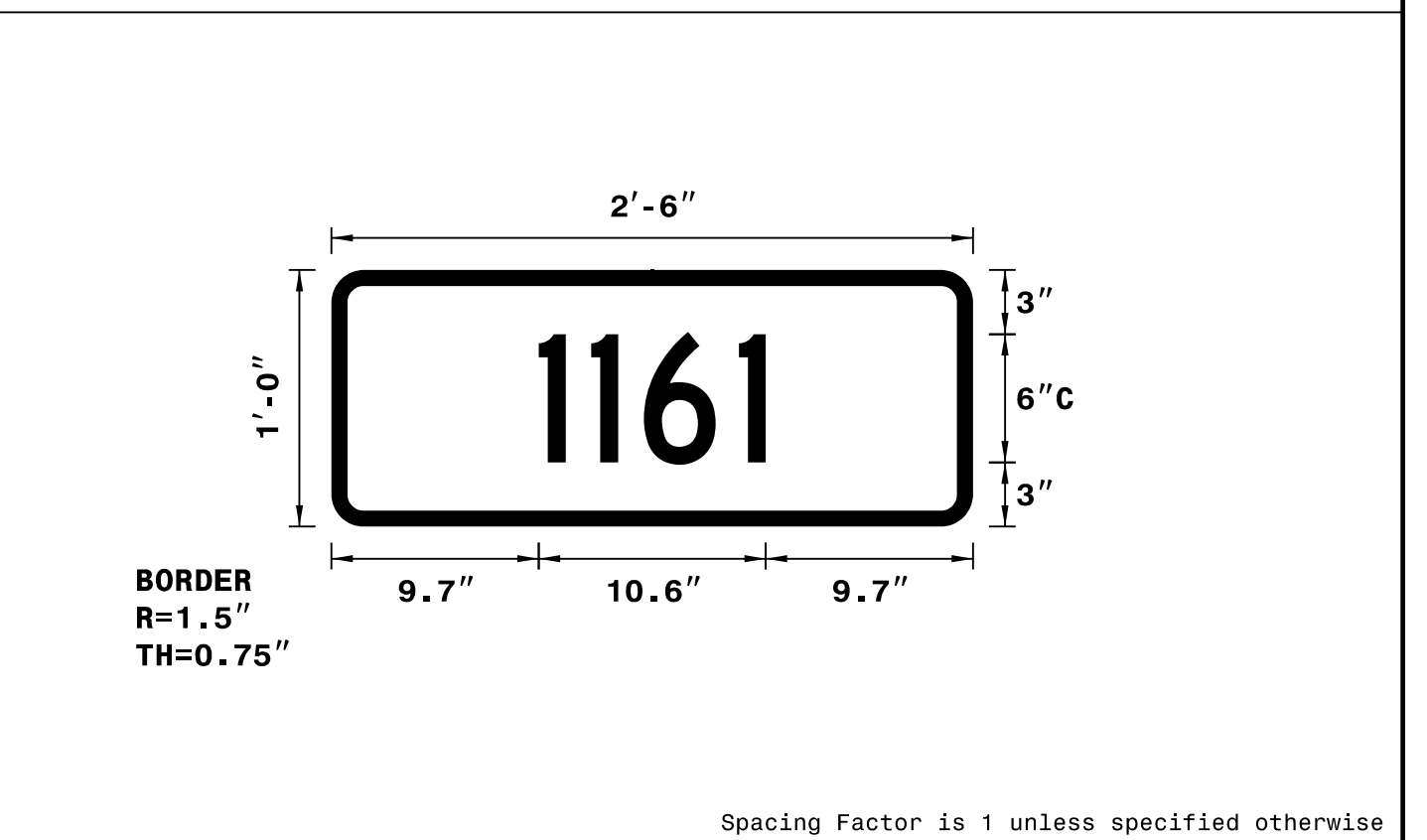
SIGN WIDTH: 2'-6"
 HEIGHT: 1'-0"
 TOTAL AREA: 2.5 Sq.Ft.

BORDER TYPE: FLUSH
 RECESS: 0"
 WIDTH: 0.75"
 RADII: 1.5"

MAT'L: 0.125" ALUMINUM

NO. Z BARS: N/A
 LENGTH: N/A

DESIGN BY: TRT CHECKED BY: ADK/CAJ
 PROJECT ID: R-2707F DIV: 12 DATE: June 2017




NOTES:
 1. Legend and border shall be direct applied Grade C reflective sheeting.
 2. Background shall be Grade C reflective sheeting.
 3. Erect sign on one U-Channel post.

LETTER POSITIONS

Letter spacings are to start of next letter										Series/Size
										Text Length
9.7	2.5	2.5	4.4	1.3	9.7					C 2000
										10.6

APPROVED: Charles A. Johnson, III
58A1955847F54A6
 DATE: 10/20/2017



**DOCUMENT NOT CONSIDERED FINAL
UNLESS ALL SIGNATURES COMPLETED**

SIGN NUMBER: 303,304 BACKG COLOR: Green
 TYPE: D COPY COLOR: White
 QUANTITY: 2

SYMBOL	X	Y	WID	HT

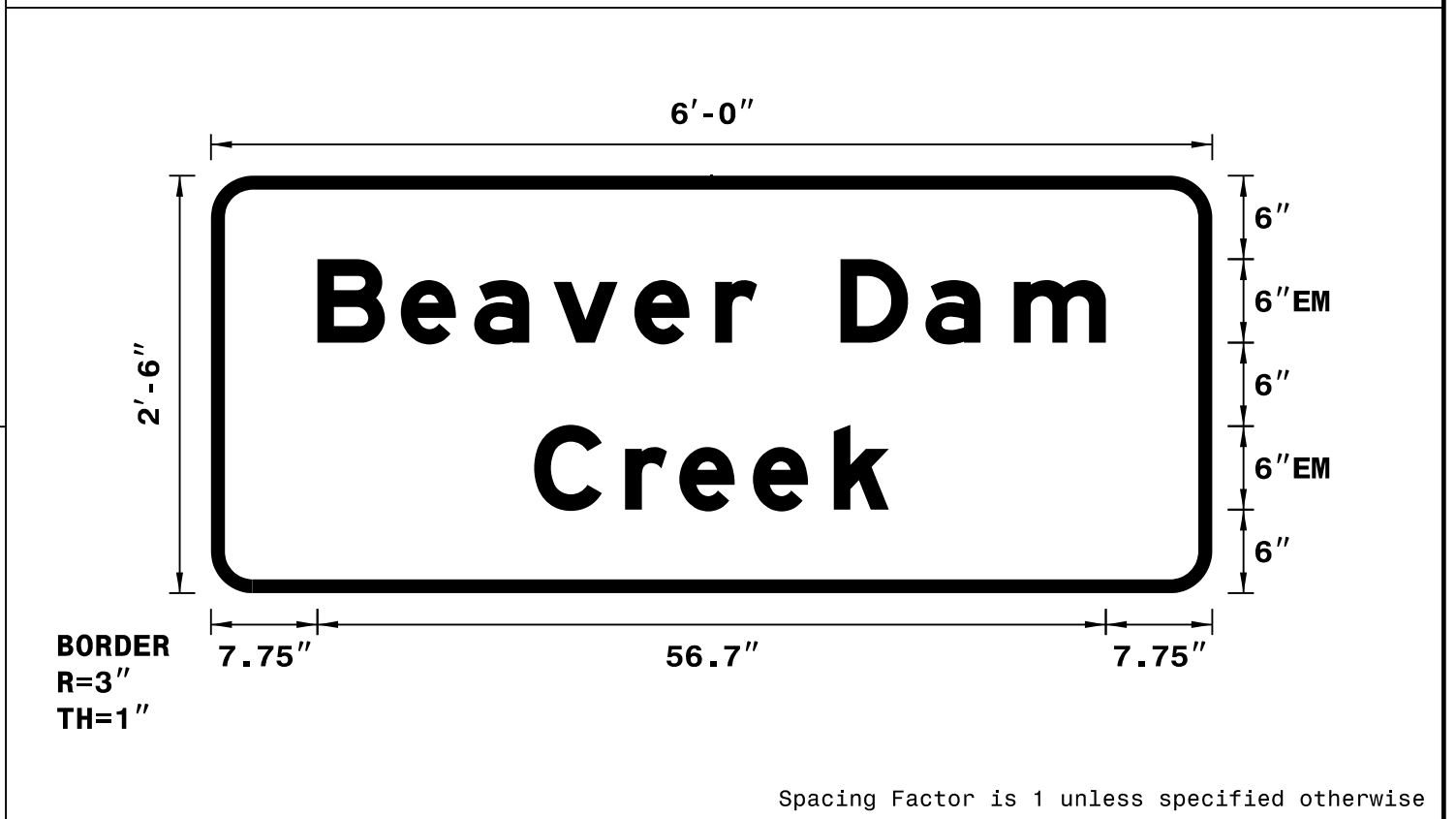
SIGN WIDTH: 6'-0"
 HEIGHT: 2'-6"
 TOTAL AREA: 15.0 Sq.Ft.

BORDER TYPE: FLUSH
 RECESS: 0"
 WIDTH: 1"
 RADII: 3"

MAT'L: 0.125" ALUMINUM

NO. Z BARS: N/A
 LENGTH: N/A

DESIGN BY: TRT CHECKED BY: ADK/CAJ
 PROJECT ID: R-2707F DIV: 12 DATE: June 2017



NOTES:
 1. Legend and border shall be direct applied Grade C reflective sheeting.
 2. Background shall be Grade C reflective sheeting.

LETTER POSITIONS

Letter spacings are to start of next letter													Series/Size Text Length
7.7	6	5.3	5.7	5.8	5.8	3	6	6.1	6.4	6.6	7.6		EM 2000
													56.7
													EM 2000
23.3	6.5	3.9	5.3	5.8	4	23.3							25.5

SIGN NUMBER: 305,306 BACKG COLOR: Green
 TYPE: D COPY COLOR: White
 QUANTITY: 2

SYMBOL	X	Y	WID	HT

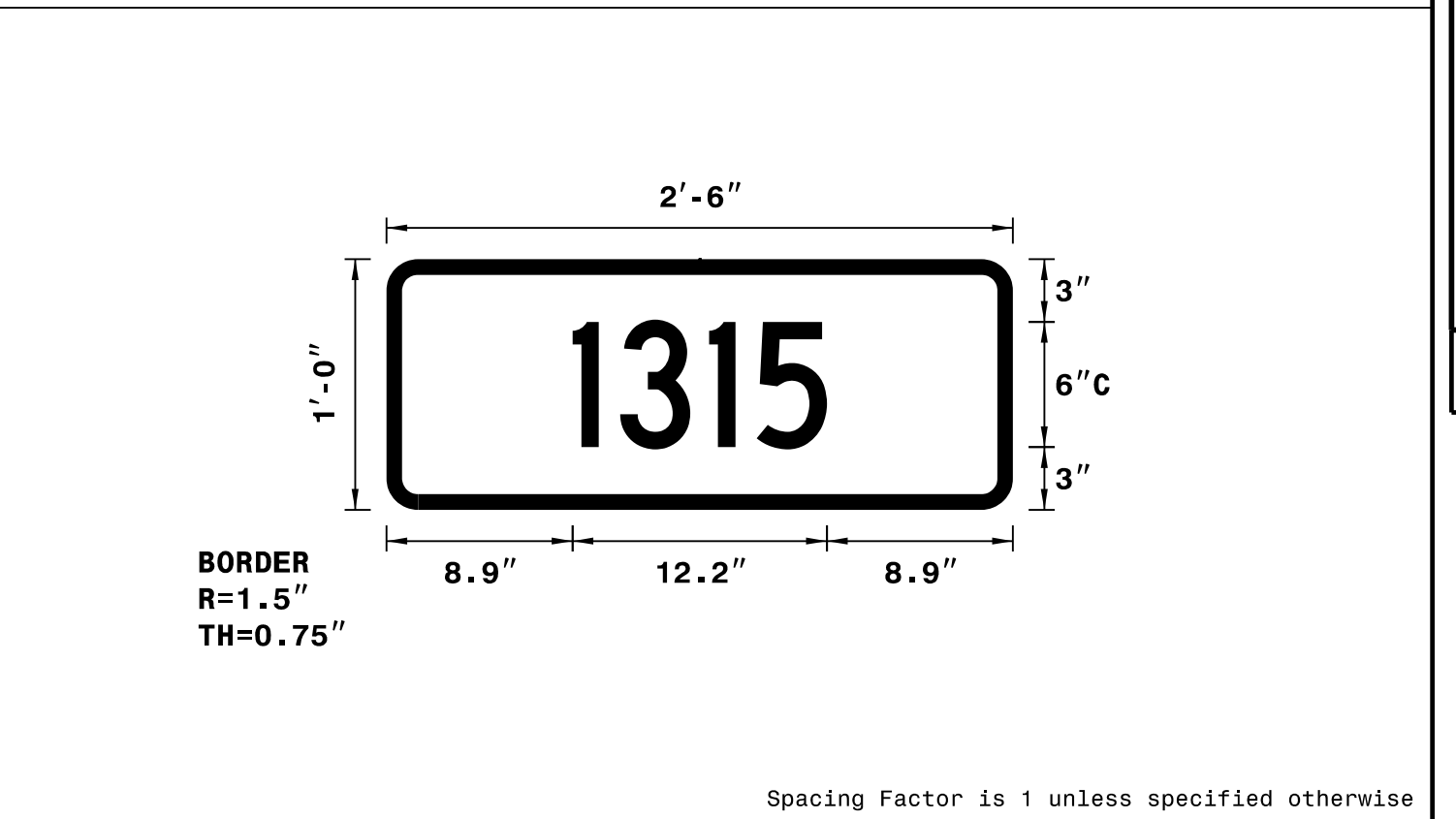
SIGN WIDTH: 2'-6"
 HEIGHT: 1'-0"
 TOTAL AREA: 2.5 Sq.Ft.

BORDER TYPE: FLUSH
 RECESS: 0"
 WIDTH: 0.75"
 RADII: 1.5"

MAT'L: 0.125" ALUMINUM

NO. Z BARS: N/A
 LENGTH: N/A

DESIGN BY: TRT CHECKED BY: ADK/CAJ
 PROJECT ID: R-2707F DIV: 12 DATE: June 2017



NOTES:
 1. Legend and border shall be direct applied Grade C reflective sheeting.
 2. Background shall be Grade C reflective sheeting.
 3. Erect sign on one U-Channel post.

LETTER POSITIONS

Letter spacings are to start of next letter								Series/Size Text Length
8.9	2.3	4.3	2.3	3.4	8.9			C 2000
								12.2

SIGN NUMBER: 307,308 BACKG COLOR: Green
 TYPE: D COPY COLOR: White
 QUANTITY: 2

SYMBOL	X	Y	WID	HT
Type D Arrow	6.9	24	6	9
Type D Arrow	43.8	6	6	9

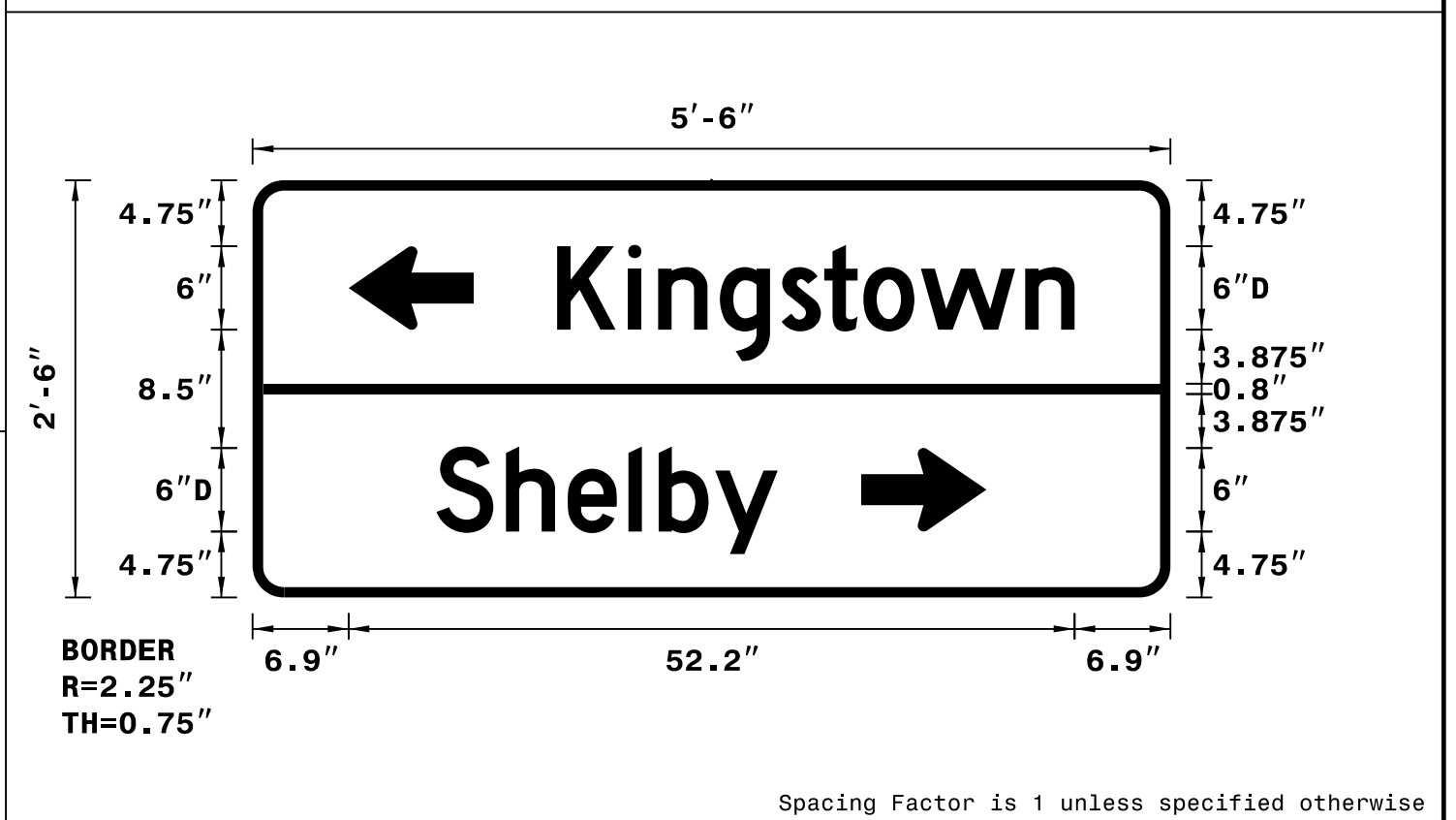
SIGN WIDTH: 5'-6"
 HEIGHT: 2'-6"
 TOTAL AREA: 13.75 Sq.Ft.

BORDER TYPE: FLUSH
 RECESS: 0"
 WIDTH: 0.75"
 RADII: 2.25"

MAT'L: 0.125" ALUMINUM

NO. Z BARS: N/A
 LENGTH: N/A

DESIGN BY: TRT CHECKED BY: ADK/CAJ
 PROJECT ID: R-2707F DIV: 12 DATE: June 2017



NOTES:
 1. Legend and border shall be direct applied Grade C reflective sheeting.
 2. Arrows shall be Grade C reflective sheeting on 0.032" aluminum and demountable.
 3. Background shall be Grade C reflective sheeting.

LETTER POSITIONS

Letter spacings are to start of next letter													Series/Size Text Length
21.9	5.1	2.2	4.4	4.4	3.1	2.8	4.1	7.5	3.5	6.9			D 2000
													37.2
													D 2000
13.2	5	4.4	4.4	2.2	4.1	4.5	28.2						24.5

SIGN NUMBER: 309,316 BACKG COLOR: Green
 TYPE: D COPY COLOR: White
 QUANTITY: 2

SYMBOL	X	Y	WID	HT
Type D Arrow	7.9	4.5	6	9

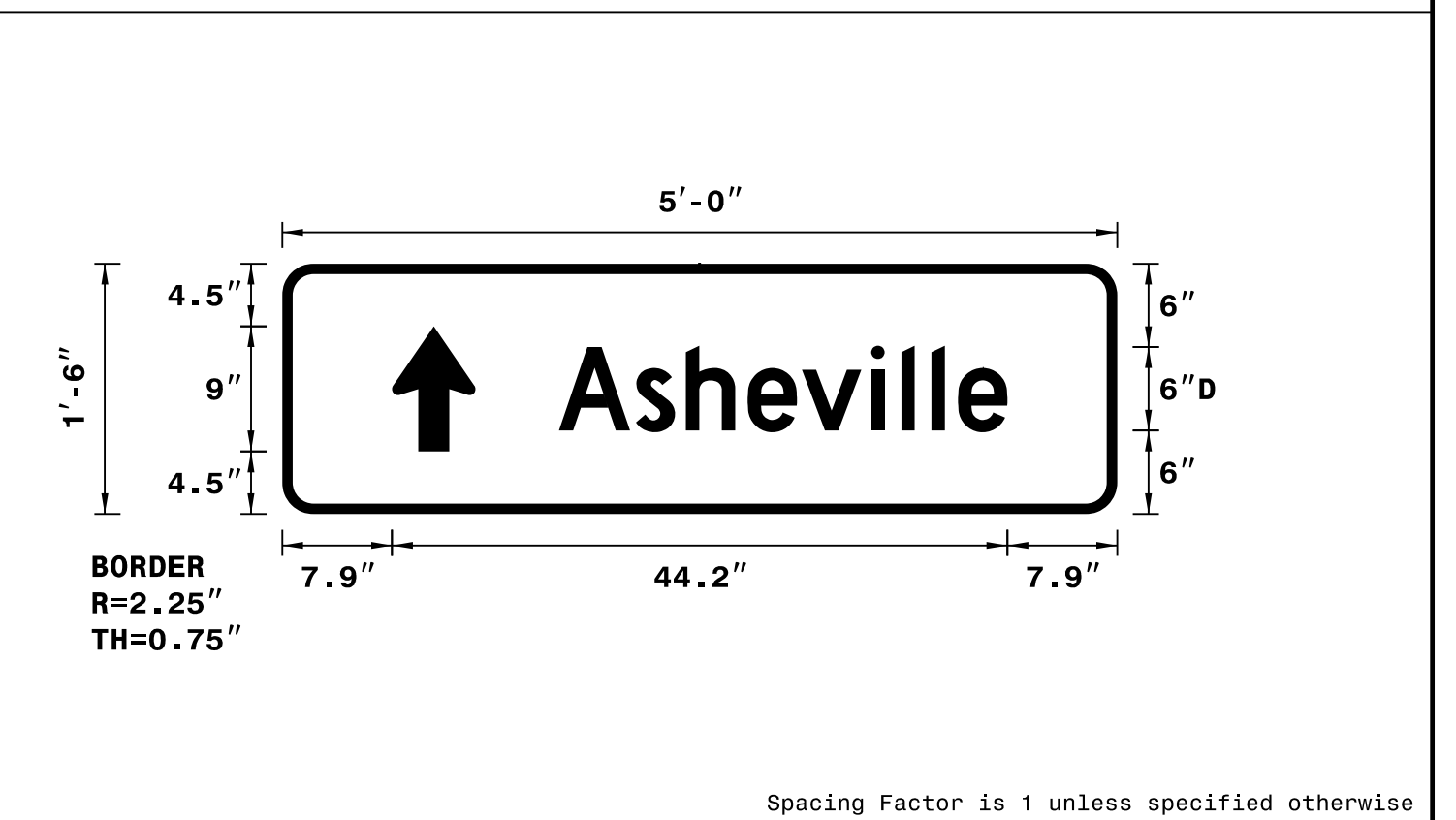
SIGN WIDTH: 5'-0"
 HEIGHT: 1'-6"
 TOTAL AREA: 7.5 Sq.Ft.

BORDER TYPE: FLUSH
 RECESS: 0"
 WIDTH: 0.75"
 RADII: 2.25"

MAT'L: 0.125" ALUMINUM

NO. Z BARS: N/A
 LENGTH: N/A

DESIGN BY: TRT CHECKED BY: ADK/CAJ
 PROJECT ID: R-2707F DIV: 12 DATE: June 2017




NOTES:
 1. Legend and border shall be direct applied Grade C reflective sheeting.
 2. Arrow shall be Grade C reflective sheeting on 0.032" aluminum and demountable.
 3. Background shall be Grade C reflective sheeting.

LETTER POSITIONS

Letter spacings are to start of next letter											Series/Size Text Length	
19.9	5.5	3.6	4.4	3.9	5	2.2	2.2	1.9	3.5	7.9		D 2000
												32.2

APPROVED: Charles A. Johnson, III
58A1958B47F54A6
 DATE: 10/20/2017

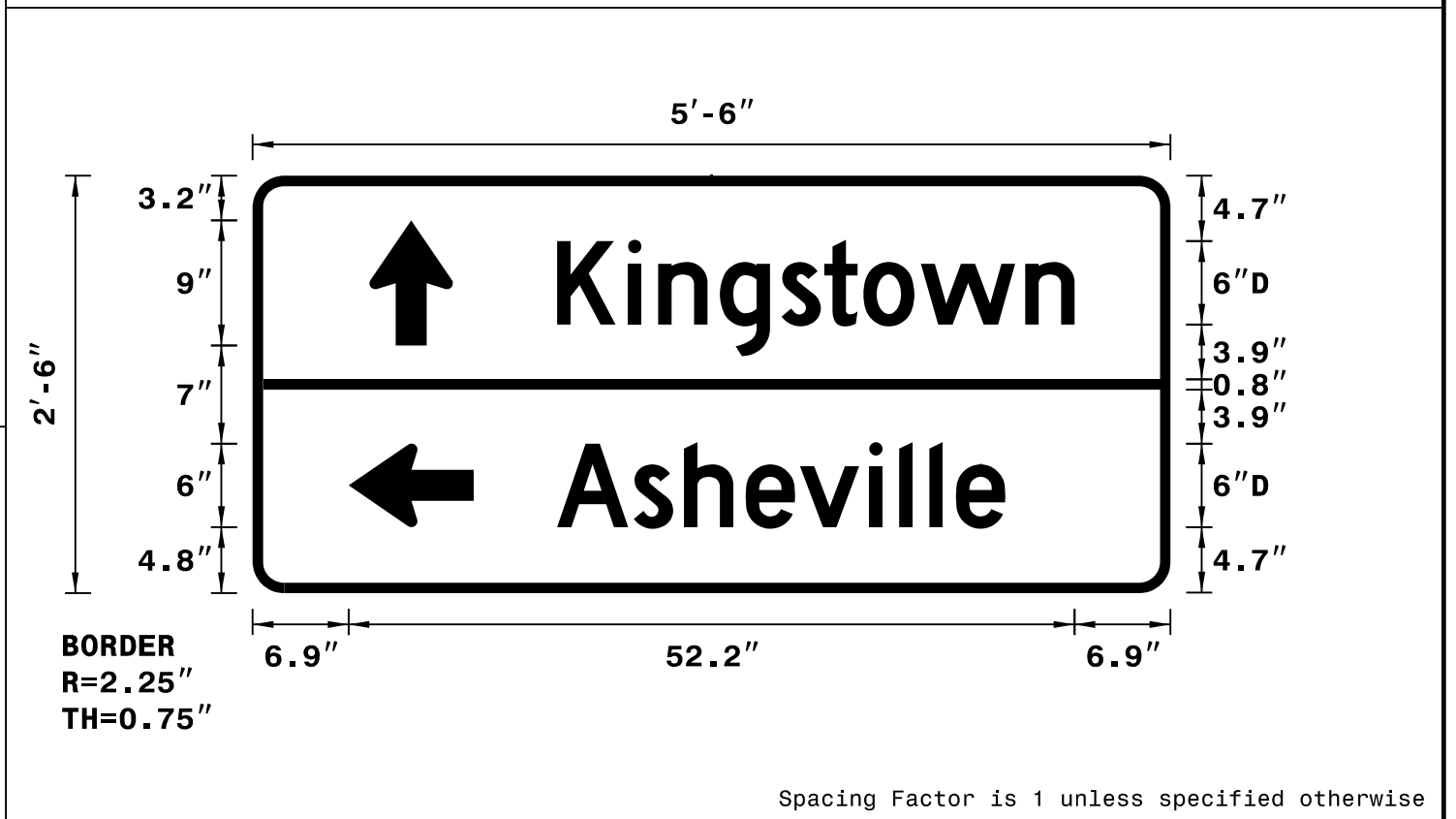


**DOCUMENT NOT CONSIDERED FINAL
UNLESS ALL SIGNATURES COMPLETED**

SIGN NUMBER: 310
 TYPE: D
 QUANTITY: 1
 SIGN WIDTH: 5'-6"
 HEIGHT: 2'-6"
 TOTAL AREA: 13.8 Sq.Ft.
 BORDER TYPE: FLUSH
 RECESS: 0"
 WIDTH: 0.75"
 RADII: 2.25"
 NO. Z BARS: N/A
 LENGTH: N/A

SYMBOL	X	Y	WID	HT
Type D Arrow	8.4	17.8	6	9
Type D Arrow	6.9	4.8	6	9

DESIGN BY: NKV
 PROJECT ID: R-2707F
 CHECKED BY: ADK/CAJ
 DIV: 10
 DATE: June 2017



NOTES:
 1. Legend and border shall be direct applied Grade C reflective sheeting.
 2. Arrows shall be Grade C reflective sheeting on 0.032" aluminum and demountable.
 3. Background shall be Grade C reflective sheeting.

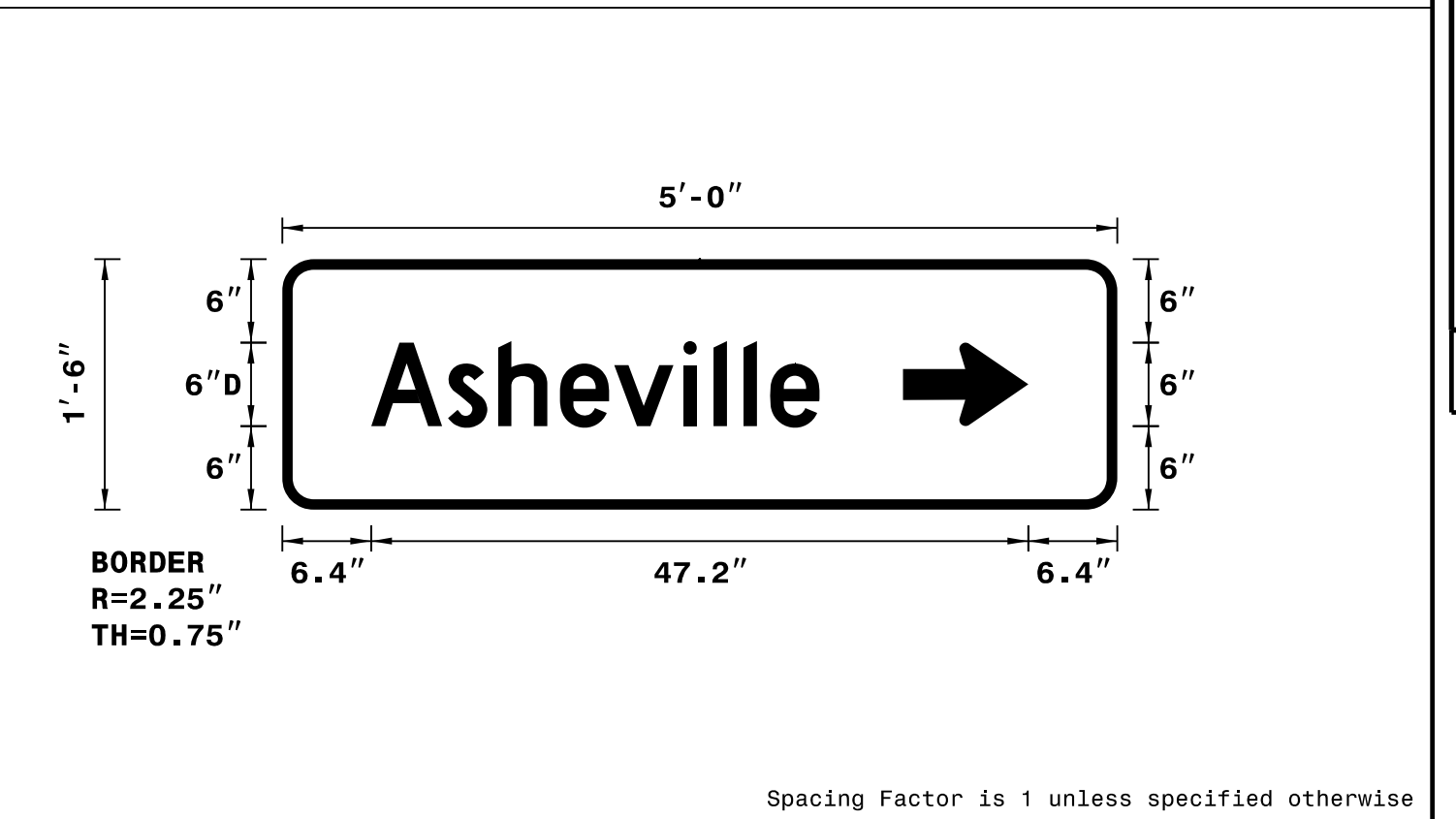
LETTER POSITIONS

Letter spacings are to start of next letter											Series/Size
											Text Length
	K	i	n	g	s	t	o	w	n		D 2000
21.9	5.1	2.2	4.4	4.4	3.1	2.8	4.1	7.5	3.5	6.9	37.2
	A	s	h	e	v	i	l	l	e		D 2000
21.9	5.5	3.6	4.4	3.9	5	2.2	2.2	1.9	3.5	11.9	32.2

SIGN NUMBER: 311
 TYPE: D
 QUANTITY: 1
 SIGN WIDTH: 5'-0"
 HEIGHT: 1'-6"
 TOTAL AREA: 7.5 Sq.Ft.
 BORDER TYPE: FLUSH
 RECESS: 0"
 WIDTH: 0.75"
 RADII: 2.25"
 NO. Z BARS: N/A
 LENGTH: N/A

SYMBOL	X	Y	WID	HT
Type D Arrow	44.6	6	6	9

DESIGN BY: TRT
 PROJECT ID: R-2707F
 CHECKED BY: ADK/CAJ
 DIV: 12
 DATE: June 2017



NOTES:
 1. Legend and border shall be direct applied Grade C reflective sheeting.
 2. Arrow shall be Grade C reflective sheeting on 0.032" aluminum and demountable.
 3. Background shall be Grade C reflective sheeting.

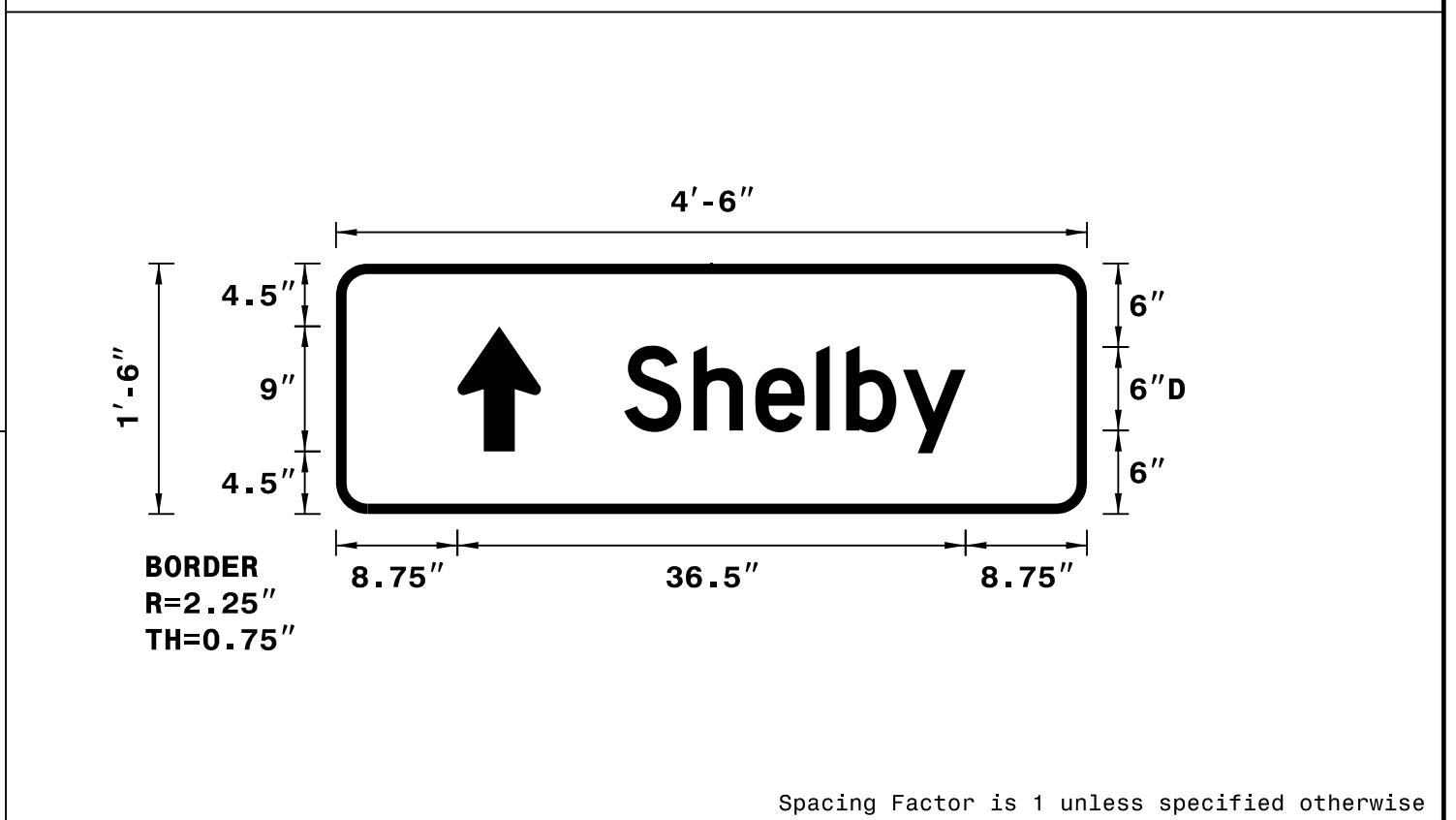
LETTER POSITIONS

Letter spacings are to start of next letter											Series/Size
											Text Length
	A	s	h	e	v	i	l	l	e		D 2000
6.4	5.5	3.6	4.4	3.9	5	2.2	2.2	1.9	3.5	21.4	32.2

SIGN NUMBER: 312,319
 TYPE: D
 QUANTITY: 2
 SIGN WIDTH: 4'-6"
 HEIGHT: 1'-6"
 TOTAL AREA: 6.8 Sq.Ft.
 BORDER TYPE: FLUSH
 RECESS: 0"
 WIDTH: 0.75"
 RADII: 2.25"
 NO. Z BARS: N/A
 LENGTH: N/A

SYMBOL	X	Y	WID	HT
Type D Arrow	8.7	4.5	6	9

DESIGN BY: TRT
 PROJECT ID: R-2707F
 CHECKED BY: ADK/CAJ
 DIV: 12
 DATE: June 2017



NOTES:
 1. Legend and border shall be direct applied Grade C reflective sheeting.
 2. Arrow shall be Grade C reflective sheeting on 0.032" aluminum and demountable.
 3. Background shall be Grade C reflective sheeting.


LETTER POSITIONS

Letter spacings are to start of next letter											Series/Size
											Text Length
	S	h	e	l	b	y					D 2000
20.7	5	4.4	4.4	2.2	4.1	4.5	8.7				24.5

SIGN NUMBER: 313,314
 TYPE: D
 QUANTITY: 2
 SIGN WIDTH: 6'-6"
 HEIGHT: 1'-6"
 TOTAL AREA: 9.75 Sq.Ft.
 BORDER TYPE: FLUSH
 RECESS: 0"
 WIDTH: 1"
 RADII: 1.5"
 NO. Z BARS: N/A
 LENGTH: N/A

SYMBOL	X	Y	WID	HT
--------	---	---	-----	----

DESIGN BY: TRT
 PROJECT ID: R-2707F
 CHECKED BY: ADK/CAJ
 DIV: 12
 DATE: June 2017




NOTES:
 1. Legend and border shall be direct applied Grade C reflective sheeting.
 2. Background shall be Grade C reflective sheeting.

LETTER POSITIONS

Letter spacings are to start of next letter											Series/Size			
											Text Length			
	B	r	u	s	h	y	C	r	e	e	k	EM 2000		
6.6	6.5	4.4	5.7	5.8	5.7	5.1	6	6.5	3.9	5.3	5.8	4	6.6	64.8

APPROVED: Charles A. Johnson, III
58A1565847F54A6
 DATE: 10/20/2017

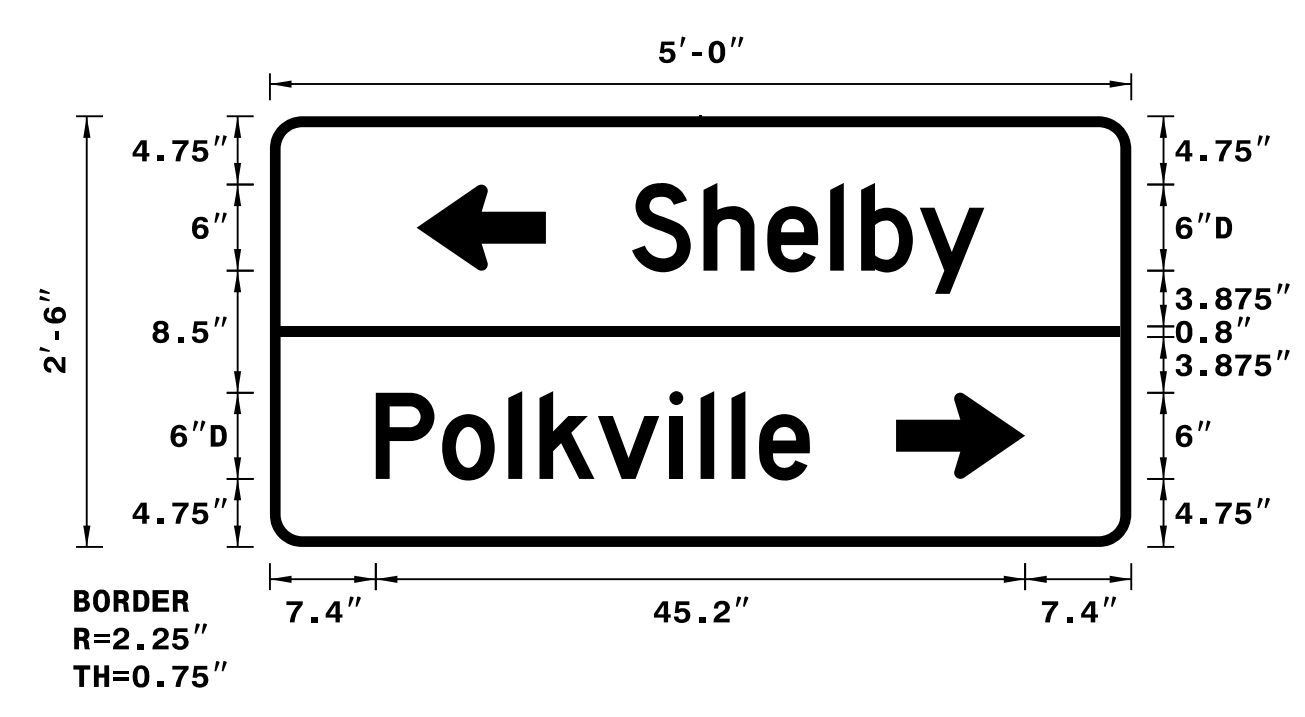


**DOCUMENT NOT CONSIDERED FINAL
UNLESS ALL SIGNATURES COMPLETED**

SIGN NUMBER: 315
 TYPE: D
 QUANTITY: 1
 SIGN WIDTH: 5'-0"
 HEIGHT: 2'-6"
 TOTAL AREA: 12.5 Sq.Ft.
 BORDER TYPE: FLUSH
 RECESS: 0"
 WIDTH: 0.75"
 RADII: 2.25"
 NO. Z BARS: N/A
 LENGTH: N/A

BACKG COLOR: Green COPY COLOR: White				
SYMBOL	X	Y	WID	HT
Type D Arrow	10.2	24	6	9
Type D Arrow	43.6	6	6	9
MAT'L: 0.125" ALUMINUM				

DESIGN BY: TRT
 PROJECT ID: R-2707F
 CHECKED BY: ADK/CAJ
 DIV: 12
 DATE: June 2017



Spacing Factor is 1 unless specified otherwise

NOTES:
 1. Legend and border shall be direct applied Grade C reflective sheeting.
 2. Arrows shall be Grade C reflective sheeting on 0.032" aluminum and demountable.
 3. Background shall be Grade C reflective sheeting.

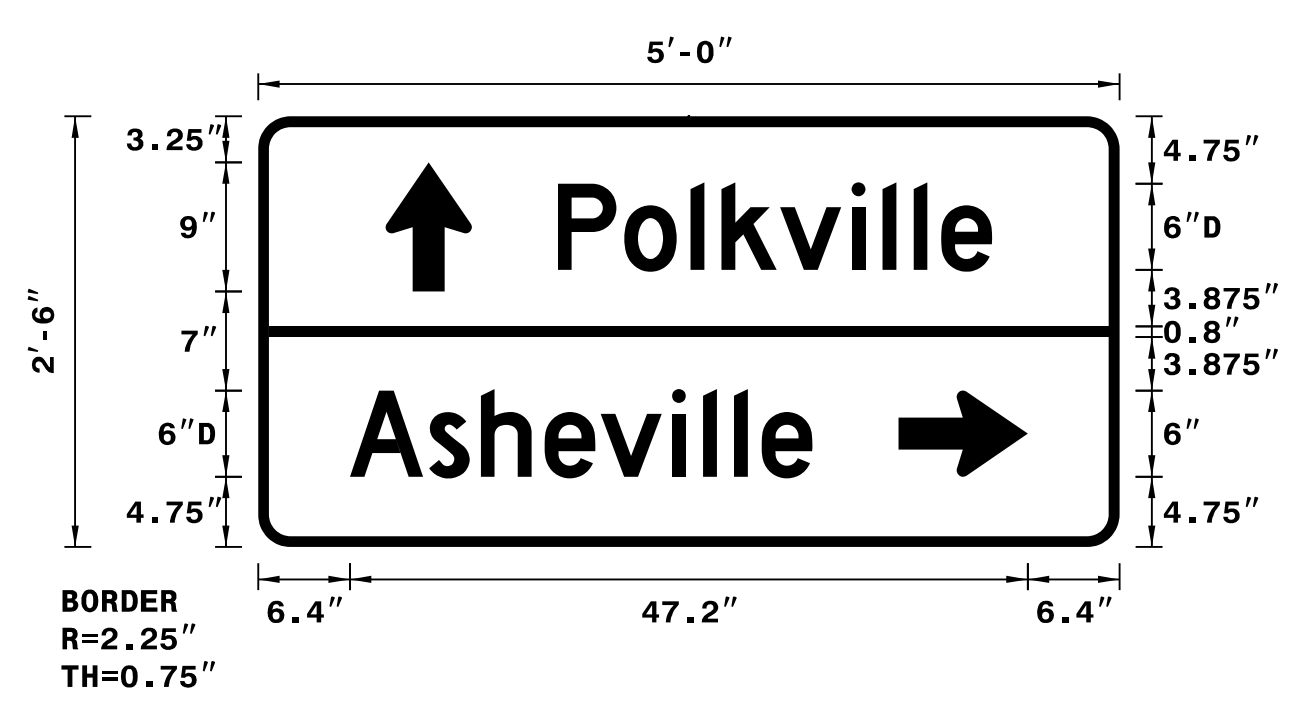
LETTER POSITIONS

Letter spacings are to start of next letter													Series/Size Text Length
	S	h	e	l	b	y							D 2000
25.2	5	4.4	4.4	2.2	4.1	4.5	10.2						24.5
	P	o	l	k	v	i	l	l	e				D 2000
7.4	4.6	4.6	2.2	4.1	5	2.2	2.2	1.9	3.5	22.4			30.2

SIGN NUMBER: 317
 TYPE: D
 QUANTITY: 1
 SIGN WIDTH: 5'-0"
 HEIGHT: 2'-5"
 TOTAL AREA: 12.5 Sq.Ft.
 BORDER TYPE: FLUSH
 RECESS: 0"
 WIDTH: 0.75"
 RADII: 2.25"
 NO. Z BARS: N/A
 LENGTH: N/A

BACKG COLOR: Green COPY COLOR: White				
SYMBOL	X	Y	WID	HT
Type D Arrow	8.9	22.5	6	9
Type D Arrow	44.6	6	6	9
MAT'L: 0.125" ALUMINUM				

DESIGN BY: TRT
 PROJECT ID: R-2707F
 CHECKED BY: ADK/CAJ
 DIV: 12
 DATE: June 2017



Spacing Factor is 1 unless specified otherwise

NOTES:
 1. Legend and border shall be direct applied Grade C reflective sheeting.
 2. Arrows shall be Grade C reflective sheeting on 0.032" aluminum and demountable.
 3. Background shall be Grade C reflective sheeting.

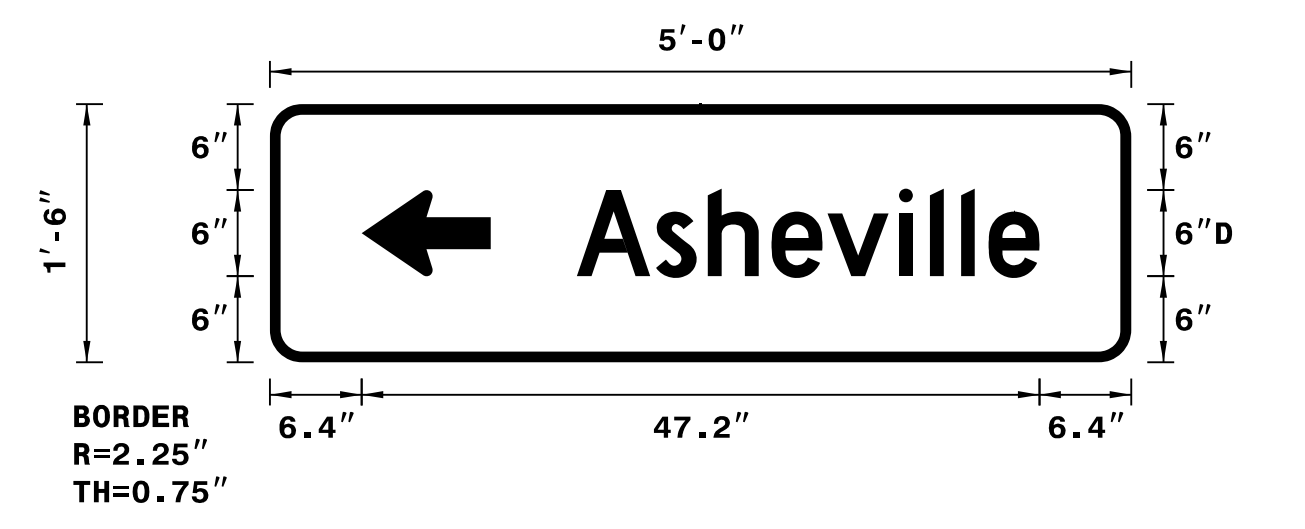
LETTER POSITIONS

Letter spacings are to start of next letter													Series/Size Text Length
	P	o	l	k	v	i	l	l	e				D 2000
20.9	4.6	4.6	2.2	4.1	5	2.2	2.2	1.9	3.5	8.9			30.2
	A	s	h	e	v	i	l	l	e				D 2000
6.4	5.5	3.6	4.4	3.9	5	2.2	2.2	1.9	3.5	21.4			32.2

SIGN NUMBER: 318
 TYPE: D
 QUANTITY: 1
 SIGN WIDTH: 5'-0"
 HEIGHT: 1'-6"
 TOTAL AREA: 7.5 Sq.Ft.
 BORDER TYPE: FLUSH
 RECESS: 0"
 WIDTH: 0.75"
 RADII: 2.25"
 NO. Z BARS: N/A
 LENGTH: N/A

BACKG COLOR: Green COPY COLOR: White				
SYMBOL	X	Y	WID	HT
Type D Arrow	6.4	6	6	9
MAT'L: 0.125" ALUMINUM				

DESIGN BY: TRT
 PROJECT ID: R-2707F
 CHECKED BY: ADK/CAJ
 DIV: 12
 DATE: June 2017



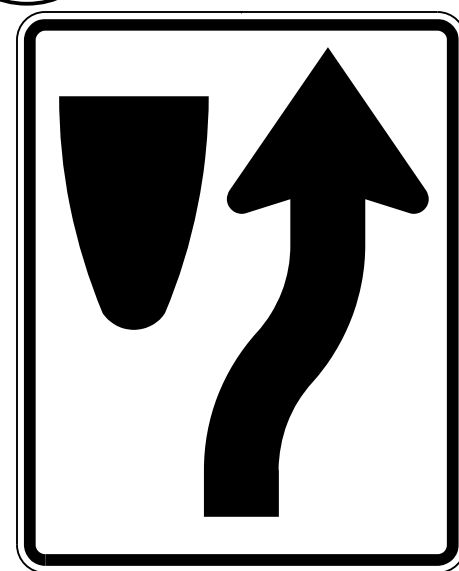





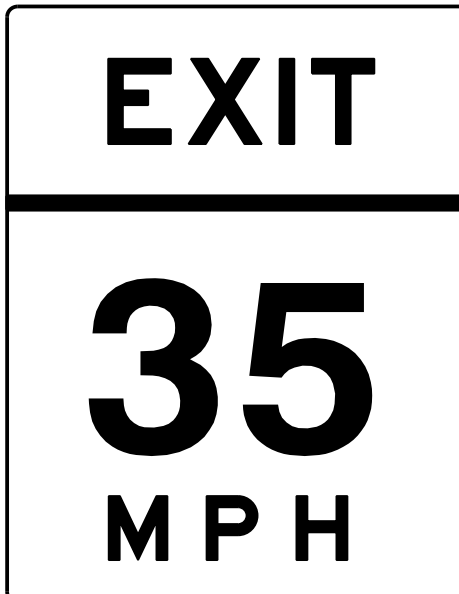



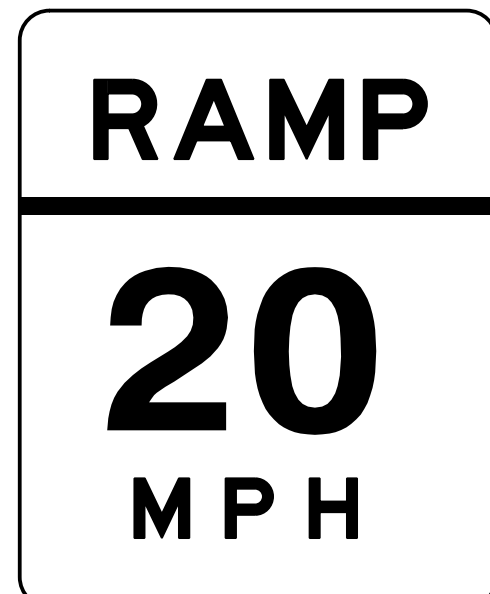





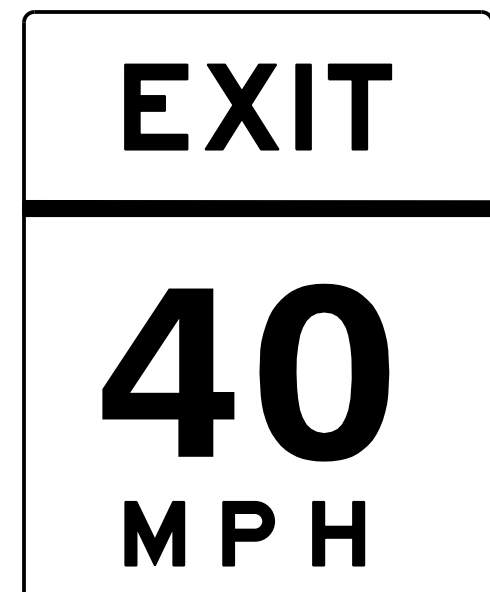



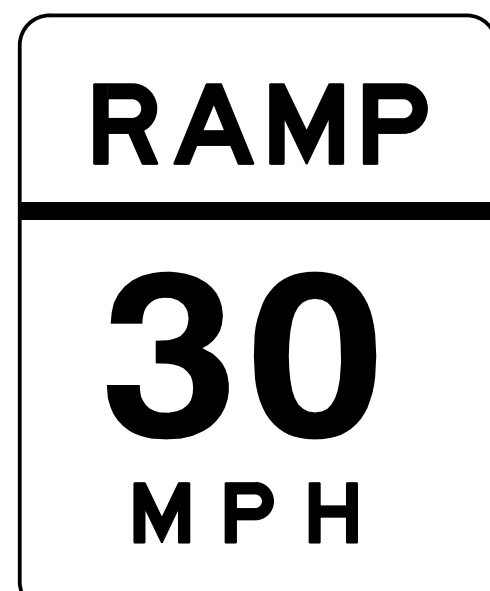






Spacing Factor is 1 unless specified otherwise


NOTES:
 1. Legend and border shall be direct applied Grade C reflective sheeting.
 2. Arrow shall be Grade C reflective sheeting on 0.032" aluminum and demountable.
 3. Background shall be Grade C reflective sheeting.


LETTER POSITIONS

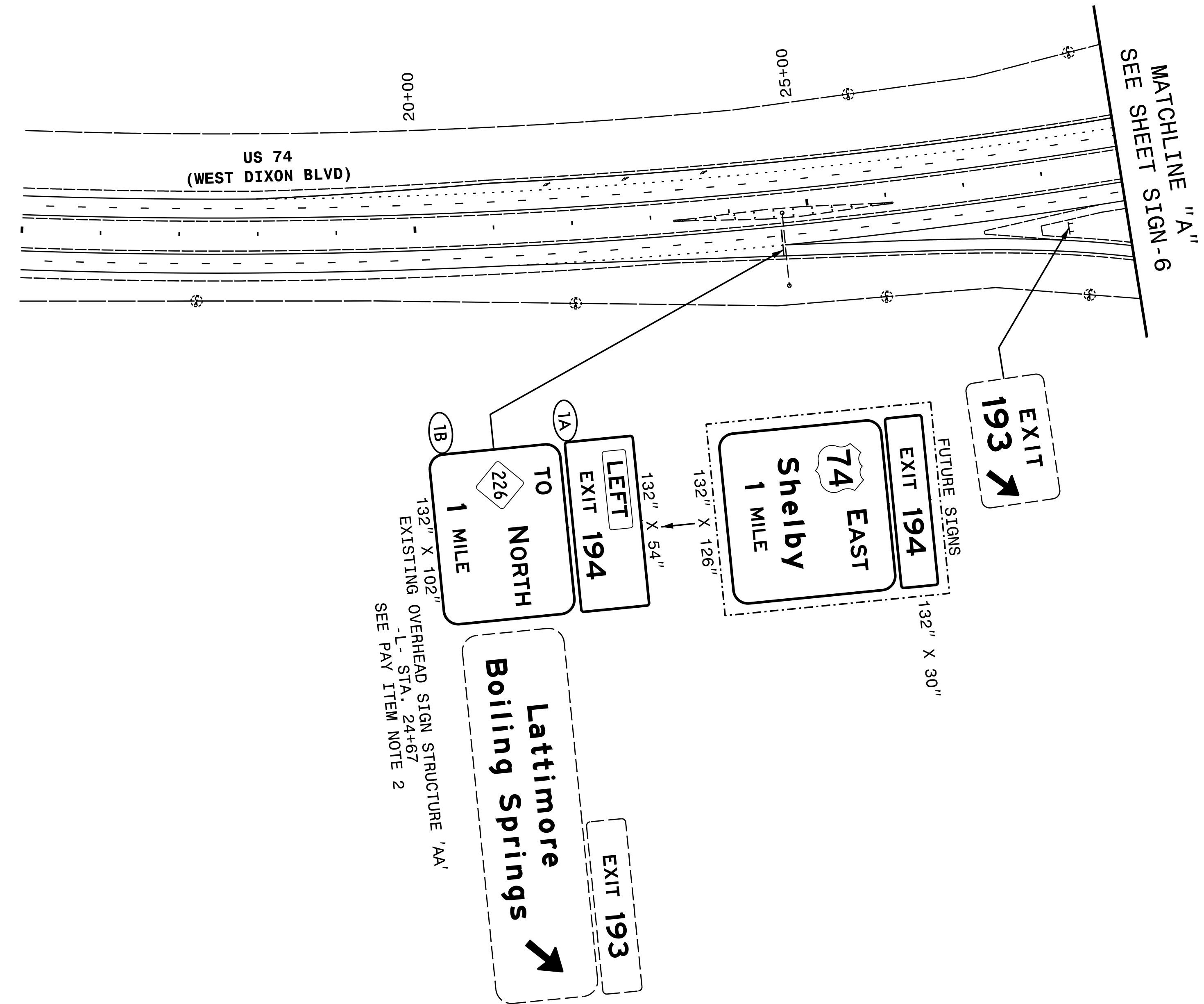

Letter spacings are to start of next letter													Series/Size Text Length
	A	s	h	e	v	i	l	l	e				D 2000
21.4	5.5	3.6	4.4	3.9	5	2.2	2.2	1.9	3.5	6.4			32.2


<p>401 QUANTITY REQ'D 1</p>  <p>48" X 48" W4-3(R)</p> <p>TWO "U" POSTS PER SIGN</p>	<p>406 QUANTITY REQ'D 4</p>  <p>48" X 60" R2-1</p> <p>TWO "U" POSTS PER SIGN</p>	<p>411 QUANTITY REQ'D 17</p>  <p>24" X 30" R4-7(R)</p> <p>ONE "U" POST PER SIGN MOUNT BACK TO BACK WITH SIGN 409 IN 2 INSTALLATIONS</p>	<p>416 QUANTITY REQ'D 2</p>  <p>48" X 48" W9-1(L)</p> <p>TWO "U" POSTS PER SIGN</p>	<p>420 QUANTITY REQ'D 1</p>  <p>48" X 48" W4-3(L)</p> <p>TWO "U" POSTS PER SIGN</p>	<p>424 QUANTITY REQ'D 1</p>  <p>48" X 48" W4-1(L)</p> <p>TWO "U" POSTS PER SIGN</p>
<p>402 QUANTITY REQ'D 1</p>  <p>36" X 48" W13-2</p> <p>TWO "U" POSTS PER SIGN</p>	<p>407 QUANTITY REQ'D 6</p>  <p>36" X 24" R5-1a</p> <p>ONE "U" POST PER SIGN</p>	<p>412 QUANTITY REQ'D 2</p>  <p>36" X 48" W13-2</p> <p>TWO "U" POSTS PER SIGN</p>	<p>417 QUANTITY REQ'D 2</p>  <p>48" X 48" W4-2(L)</p> <p>TWO "U" POSTS PER SIGN</p>	<p>421 QUANTITY REQ'D 2</p>  <p>48" X 48" W4-2(R)</p> <p>TWO "U" POSTS PER SIGN</p>	<p>425 QUANTITY REQ'D 2</p>  <p>30" X 12" W16-3aP</p> <p>MOUNT BELOW SIGN 422 IN 2 INSTALLATIONS</p>
<p>403 QUANTITY REQ'D 1</p>  <p>36" X 48" W13-3</p> <p>TWO "U" POSTS PER SIGN</p>	<p>408 QUANTITY REQ'D 3</p>  <p>54" X 18" R6-1(R)</p> <p>TWO "U" POSTS PER SIGN</p>	<p>413 QUANTITY REQ'D 2</p>  <p>36" X 48" W13-3</p> <p>TWO "U" POSTS PER SIGN</p>	<p>418 QUANTITY REQ'D 6</p>  <p>48" X 24" W1-7</p> <p>TWO "U" POSTS PER SIGN</p>	<p>422 QUANTITY REQ'D 4</p>  <p>48" X 48" W9-1(R)</p> <p>TWO "U" POSTS PER SIGN</p>	<p>426 QUANTITY REQ'D 2</p>  <p>30" X 12" W16-3aP</p> <p>MOUNT BELOW SIGN 422 IN 2 INSTALLATIONS</p>
<p>404 QUANTITY REQ'D 1</p>  <p>36" X 48" W13-2</p> <p>TWO "U" POSTS PER SIGN</p>	<p>409 QUANTITY REQ'D 4</p>  <p>36" X 36" R1-1</p> <p>ONE "U" POST PER SIGN</p>	<p>414 QUANTITY REQ'D 27</p>  <p>36" X 48" W1-8 (R)</p> <p>INSTALL ON TWO "U" POSTS PER SIGN SPACED APPROX 24 INCHES APART ON SUPPORT CENTERS INSTALL 34 INCH HORIZONTAL CROSS BRACING LEAVING A 1 INCH MARGIN FROM LEFT AND RIGHT EDGES OF SIGN INSTALLATION HEIGHT: BOTTOM OF SIGN SHALL BE 4 FEET ABOVE THE EDGE OF TRAVEL LANE ELEVATION (LEFT EDGELINE OF RAMP) ALL OTHER PORTIONS OF ROADWAY STANDARD DRAWING 904.50 APPLY</p>	<p>423 QUANTITY REQ'D 2</p>  <p>24" X 30" R2-1</p> <p>ONE "U" POST PER SIGN</p>		
<p>405 QUANTITY REQ'D 1</p>  <p>36" X 48" W13-3</p> <p>TWO "U" POSTS PER SIGN</p>	<p>410 QUANTITY REQ'D 3</p>  <p>36" X 36" R5-1</p> <p>MOUNT BACK TO BACK WITH SIGN 409 IN 2 INSTALLATIONS</p>	<p>415 QUANTITY REQ'D 3</p>  <p>48" X 48" W4-1(R)</p> <p>TWO "U" POSTS PER SIGN</p>	<p>419 QUANTITY REQ'D 5</p>  <p>18" X 18" OM1-3</p> <p>MOUNT BELOW SIGN 411 IN 5 INSTALLATIONS</p>		

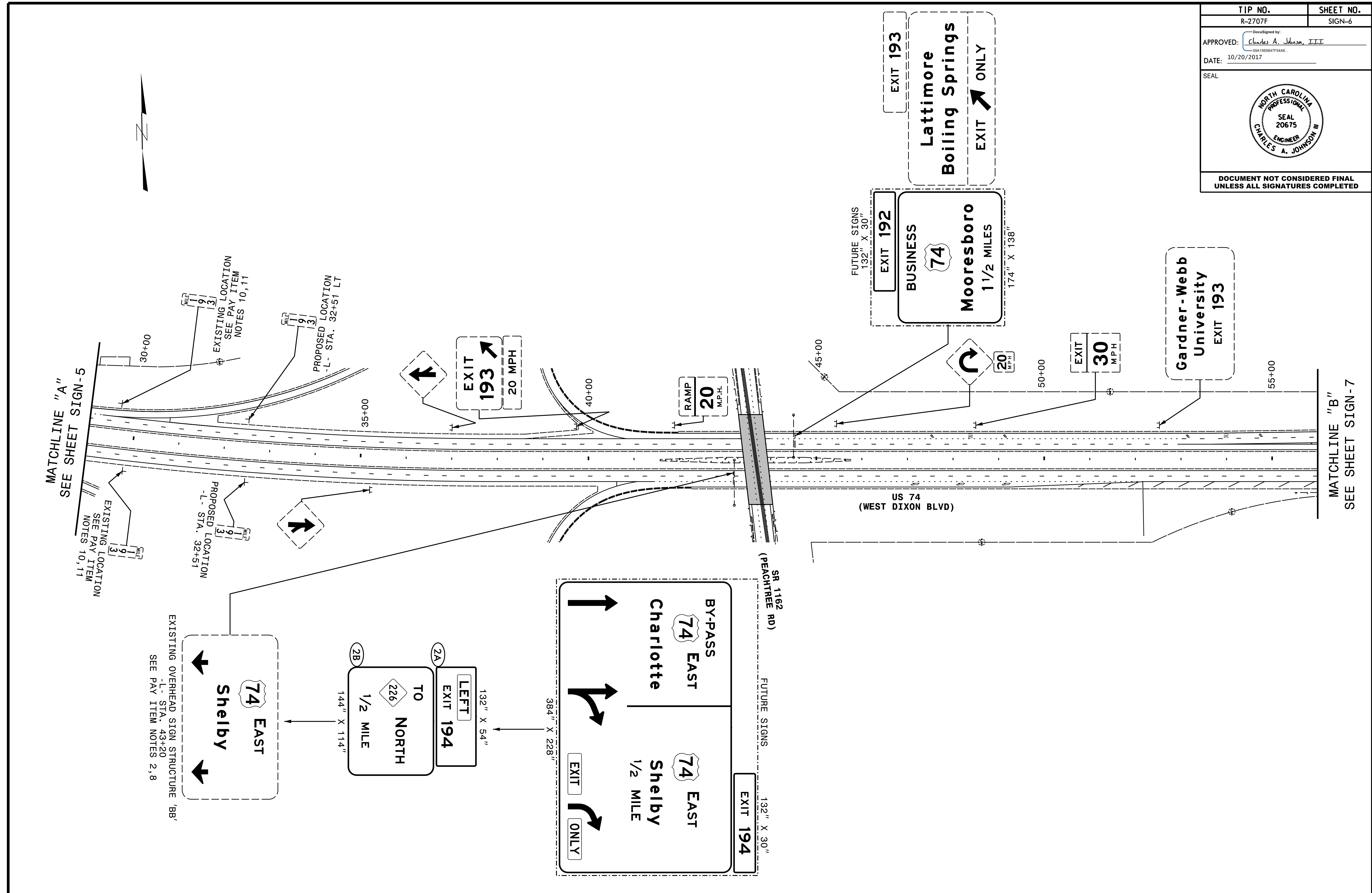
TIP NO. R-2707F	SHEET NO. SIGN-4K
APPROVED: <i>Charles A. Johnson, III</i> 98A1985B47F5466	
DATE: 10/20/2017	
SEAL	
	
DOCUMENT NOT CONSIDERED FINAL UNLESS ALL SIGNATURES COMPLETED	

		TIP NO. R-2707F	SHEET NO. SIGN-4L			
<p>(501) (502)</p> <p>NORTH 1 - 24" X 12"</p> <p>226 1 - 24" X 24"</p> <p>↑ 1 - 21" X 15"</p> <p>ONE "U" POST PER ASSEMBLY</p>			<p>QUANTITY REQ'D 2</p> <p>MILE 194 12" X 48"</p> <p>ONE 2-LB "U" POST PER SIGN</p>	<p>QUANTITY REQ'D 2</p> <p>MILE 198 12" X 48"</p> <p>ONE 2-LB "U" POST PER SIGN</p>		<p>DocuSigned by: <i>Charles A. Johnson, III</i></p> <p>APPROVED: _____</p> <p>DATE: 10/20/2017</p> <p>SEAL</p>  <p>DOCUMENT NOT CONSIDERED FINAL UNLESS ALL SIGNATURES COMPLETED</p>
<p>(503)</p> <p>NORTH 1 - 24" X 12"</p> <p>226 1 - 24" X 24"</p> <p>ONE "U" POST PER ASSEMBLY</p>			<p>QUANTITY REQ'D 2</p> <p>MILE 195 12" X 48"</p> <p>ONE 2-LB "U" POST PER SIGN</p>	<p>QUANTITY REQ'D 2</p> <p>MILE 199 12" X 48"</p> <p>ONE 2-LB "U" POST PER SIGN</p>		
<p>(504) (505)</p> <p>SOUTH 1 - 24" X 12"</p> <p>226 1 - 24" X 24"</p> <p>↑ 1 - 21" X 15"</p> <p>ONE "U" POST PER ASSEMBLY</p>			<p>QUANTITY REQ'D 2</p> <p>MILE 196 12" X 48"</p> <p>ONE 2-LB "U" POST PER SIGN</p>			
<p>(506)</p> <p>SOUTH 1 - 24" X 12"</p> <p>226 1 - 24" X 24"</p> <p>ONE "U" POST PER ASSEMBLY</p>			<p>QUANTITY REQ'D 2</p> <p>MILE 197 12" X 48"</p> <p>ONE 2-LB "U" POST PER SIGN</p>			
<p>(507)</p> <p>SOUTH NORTH 2-24" X 12"</p> <p>226 226 2-24" X 24"</p> <p>← → 2-21" X 15"</p> <p>TWO "U" POSTS PER ASSEMBLY</p>						

TIP NO. R-2707F	SHEET NO. SIGN-5
APPROVED: <i>Charles A. Johnson, III</i> <small>59A1565B47F54A6</small>	
DATE: 10/20/2017	
SEAL	
	
DOCUMENT NOT CONSIDERED FINAL UNLESS ALL SIGNATURES COMPLETED	



TIP NO. R-2707F	SHEET NO. SIGN-6
APPROVED: <i>Charles A. Johnson, III</i> <small>59A1565B47F54A6</small>	
DATE: 10/20/2017	
SEAL	
	
DOCUMENT NOT CONSIDERED FINAL UNLESS ALL SIGNATURES COMPLETED	




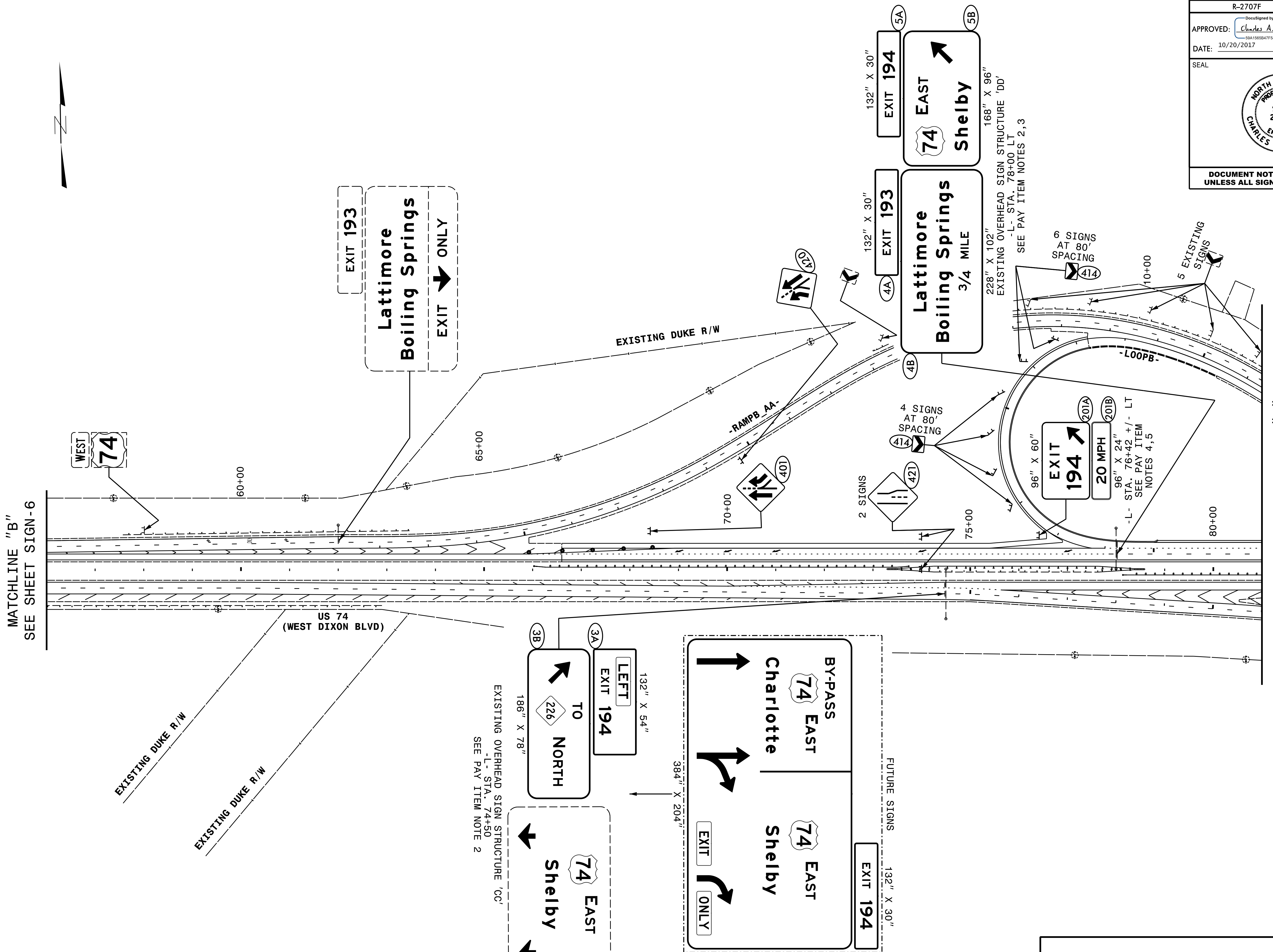
MATCHLINE "A"
SEE SHEET SIGN-5

MATCHLINE "B"
SEE SHEET SIGN-7

HNTB
 HNTB NORTH CAROLINA, P.C.
 343 E. Six Forks Road, Suite 200
 Raleigh, North Carolina 27609
 NC License No: C-1554
 (919) 546-8997

**EXISTING AND PROPOSED SIGNS
 -L- STA. 29+00 TO 56+00**

TIP NO. R-2707F	SHEET NO. SIGN-7
APPROVED: <i>Charles A. Johnson, III</i> 59A1965B47F54A6	
DATE: 10/20/2017	
SEAL	
	
DOCUMENT NOT CONSIDERED FINAL UNLESS ALL SIGNATURES COMPLETED	




MATCHLINE "B"
SEE SHEET SIGN-6

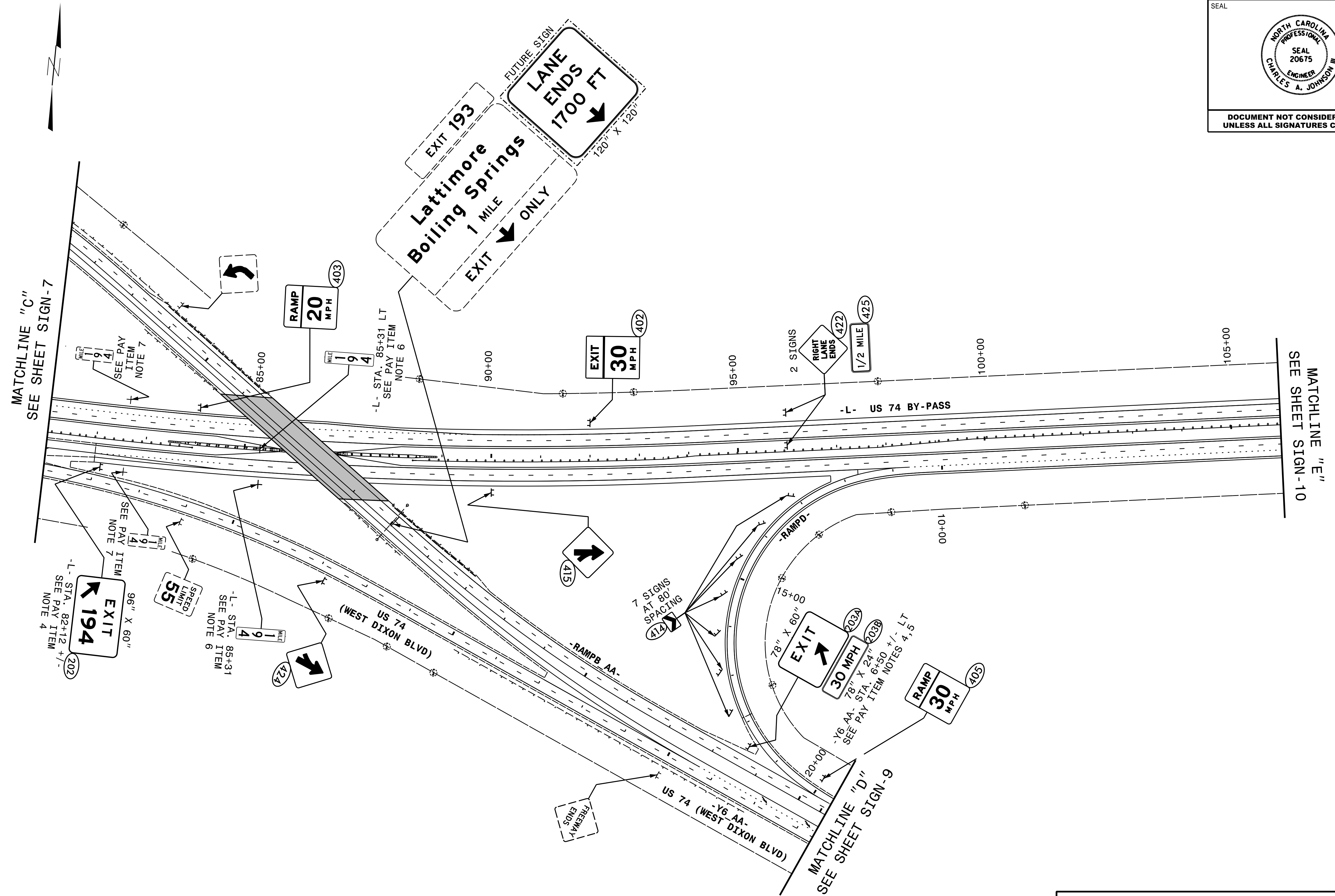
MATCHLINE "C"
SEE SHEET SIGN-8

EXISTING OVERHEAD SIGN STRUCTURE 'CC'
-L- STA. 74+50
SEE PAY ITEM NOTE 2

HNTB
 HNTB NORTH CAROLINA, P.C.
 343 E. SIX FORKS ROAD, SUITE 200
 RALEIGH, NORTH CAROLINA 27609
 PHONE NO: 919-546-8997
 FAX NO: 919-546-8997


**EXISTING AND PROPOSED SIGNS
 -L- STA. 56+00 TO 81+00**

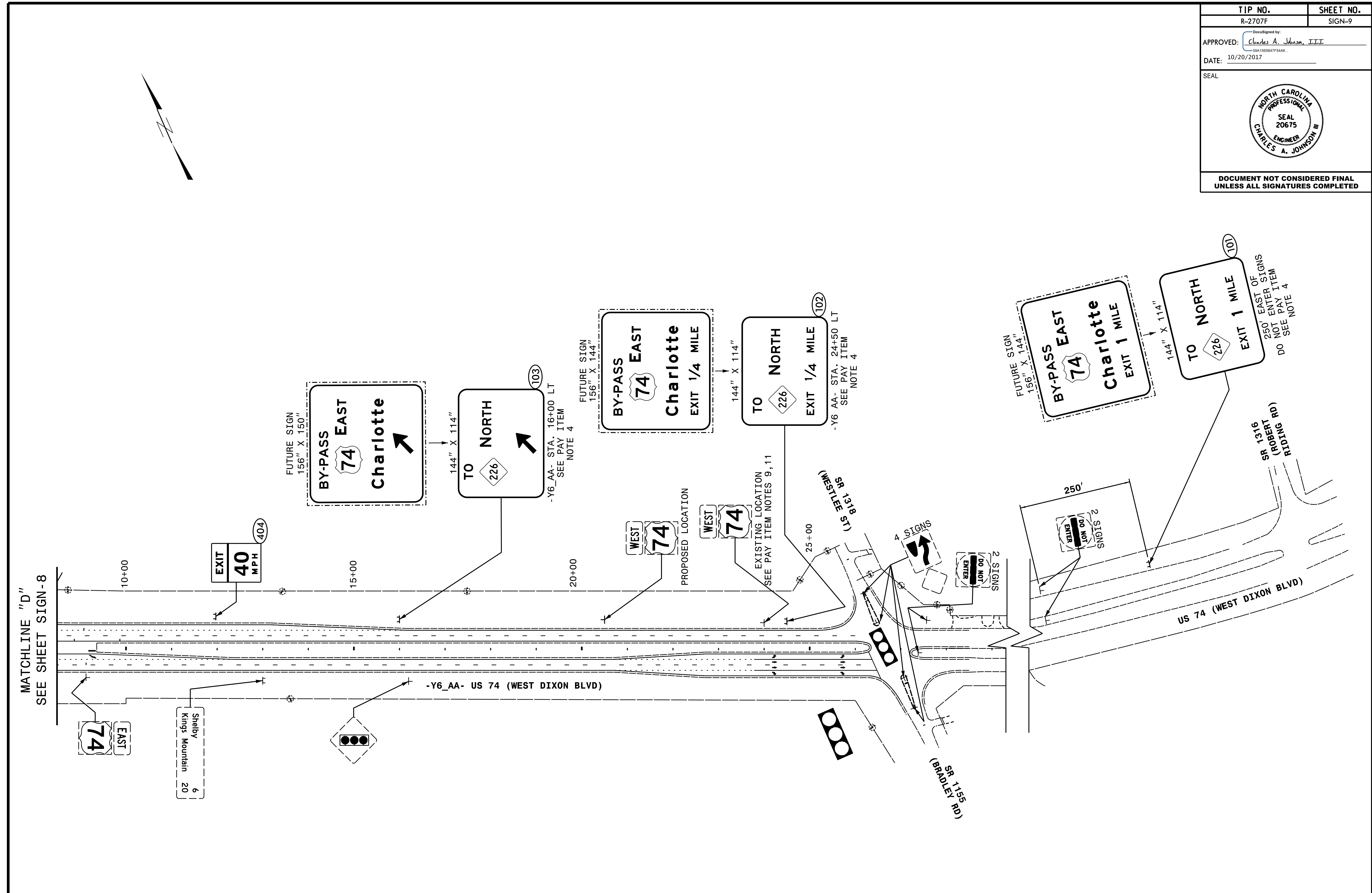
TIP NO. R-2707F	SHEET NO. SIGN-8
APPROVED: <i>Charles A. Johnson, III</i> <small>DocuSigned by: 98A1968B47F54A6</small>	
DATE: 10/20/2017	
SEAL	
	
DOCUMENT NOT CONSIDERED FINAL UNLESS ALL SIGNATURES COMPLETED	



HNTB
 HNTB NORTH CAROLINA, P.C.
 343 E. Six Forks Road, Suite 200
 Raleigh, North Carolina 27609
 NC License No: C-1554
 (919) 546-8997

EXISTING AND PROPOSED SIGNS
 -L- STA. 81+00 TO 106+00 AND
 -Y6- US 74 (WEST DIXON RD)


TIP NO. R-2707F	SHEET NO. SIGN-9
APPROVED: <i>Charles A. Johnson, III</i> <small>DocuSigned by: 98A1965B47F54A6</small>	
DATE: 10/20/2017	
SEAL	
	
DOCUMENT NOT CONSIDERED FINAL UNLESS ALL SIGNATURES COMPLETED	

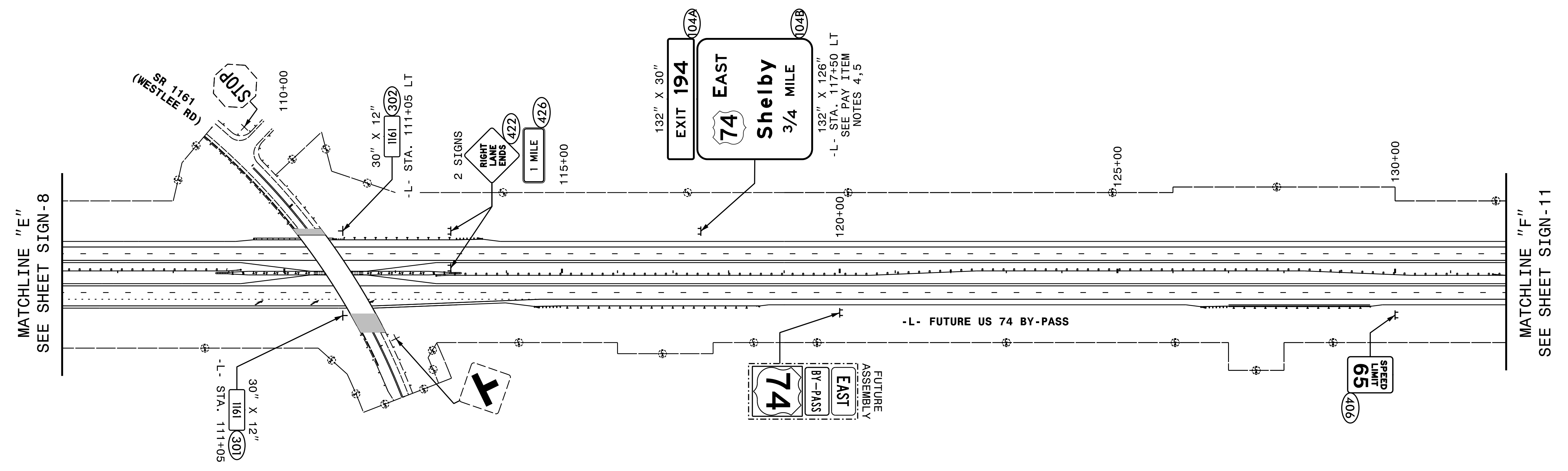
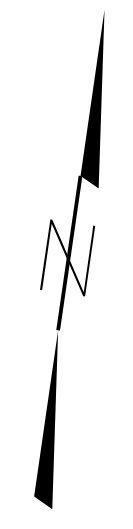



MATCHLINE "D"
SEE SHEET SIGN-8

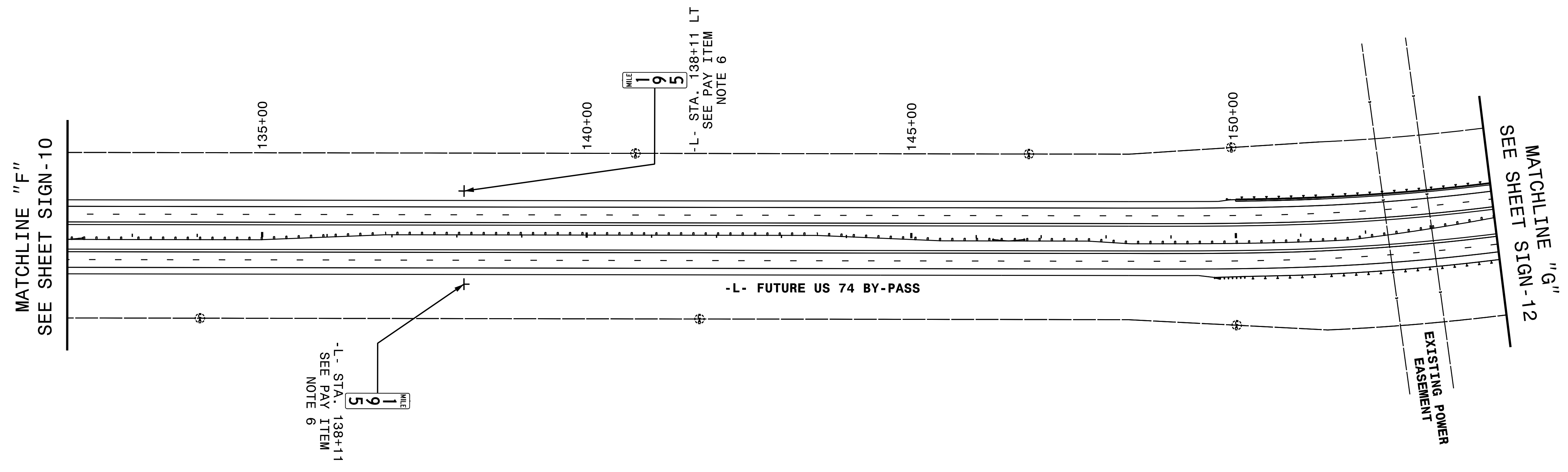
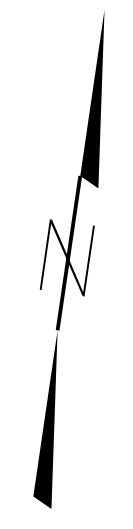
HNTB
 HNTB NORTH CAROLINA, P.C.
 343 E. Six Forks Road, Suite 200
 Raleigh, North Carolina 27609
 NC License No: C-1554
 (919) 546-8997

**EXISTING AND PROPOSED SIGNS
 -Y6- US 74 (WEST DIXON BLVD)**

TIP NO. R-2707F	SHEET NO. SIGN-10
APPROVED: <i>Charles A. Johnson, III</i> <small>DocuSigned by: 98A1968B47F54A6</small>	
DATE: 10/20/2017	
SEAL	
	
DOCUMENT NOT CONSIDERED FINAL UNLESS ALL SIGNATURES COMPLETED	




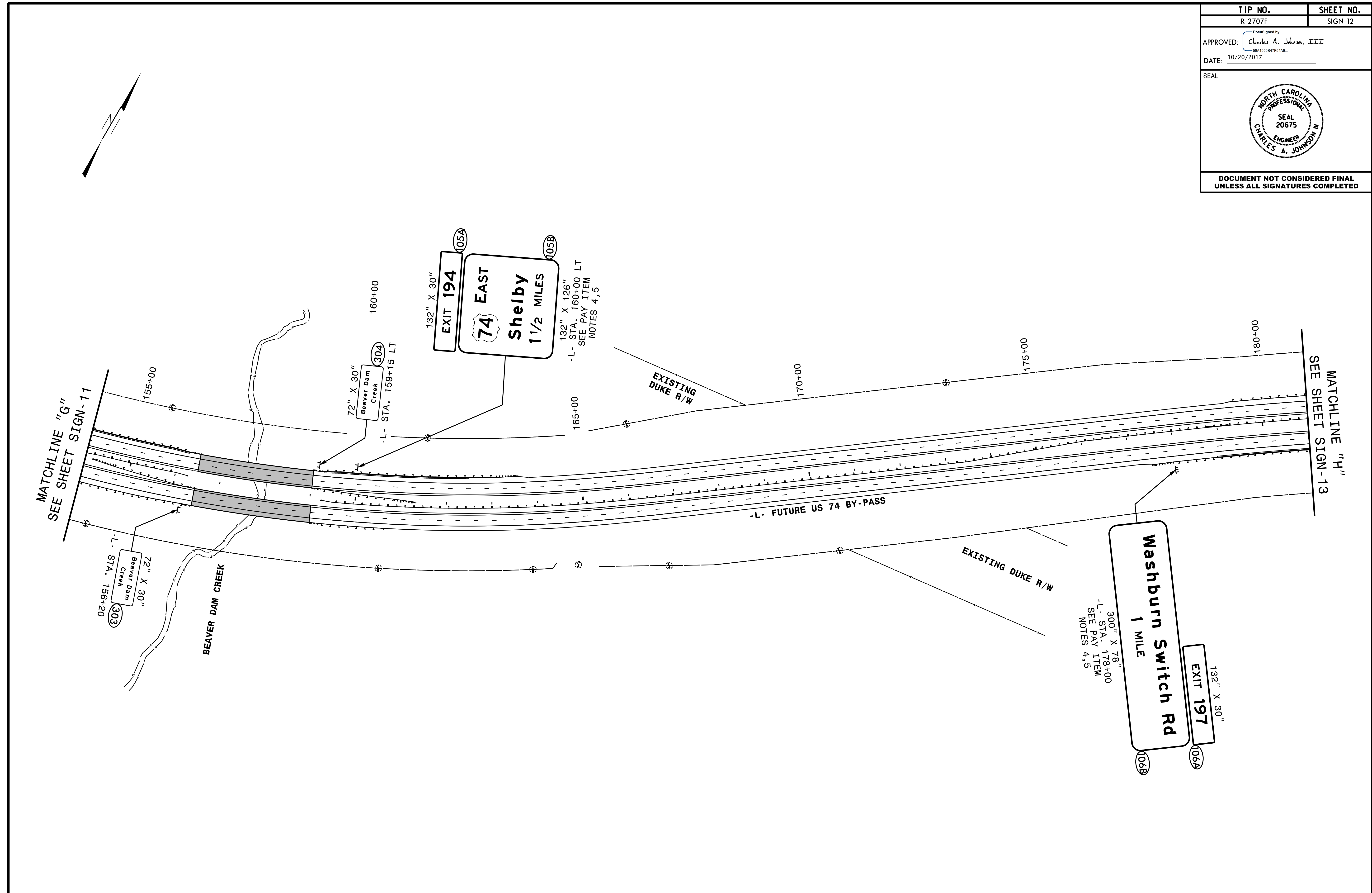
TIP NO. R-2707F	SHEET NO. SIGN-11
APPROVED: <i>Charles A. Johnson, III</i> <small>DocuSigned by: 98A1965B47F54A6</small>	
DATE: 10/20/2017	
SEAL	
	
DOCUMENT NOT CONSIDERED FINAL UNLESS ALL SIGNATURES COMPLETED	



HNTB
 HNTB NORTH CAROLINA, P.C.
 343 E. Six Forks Road, Suite 200
 Raleigh, North Carolina 27609
 NC License No: C-1554
 (919) 546-8997


PROPOSED SIGNS
-L- STA. 132+00 TO 154+00

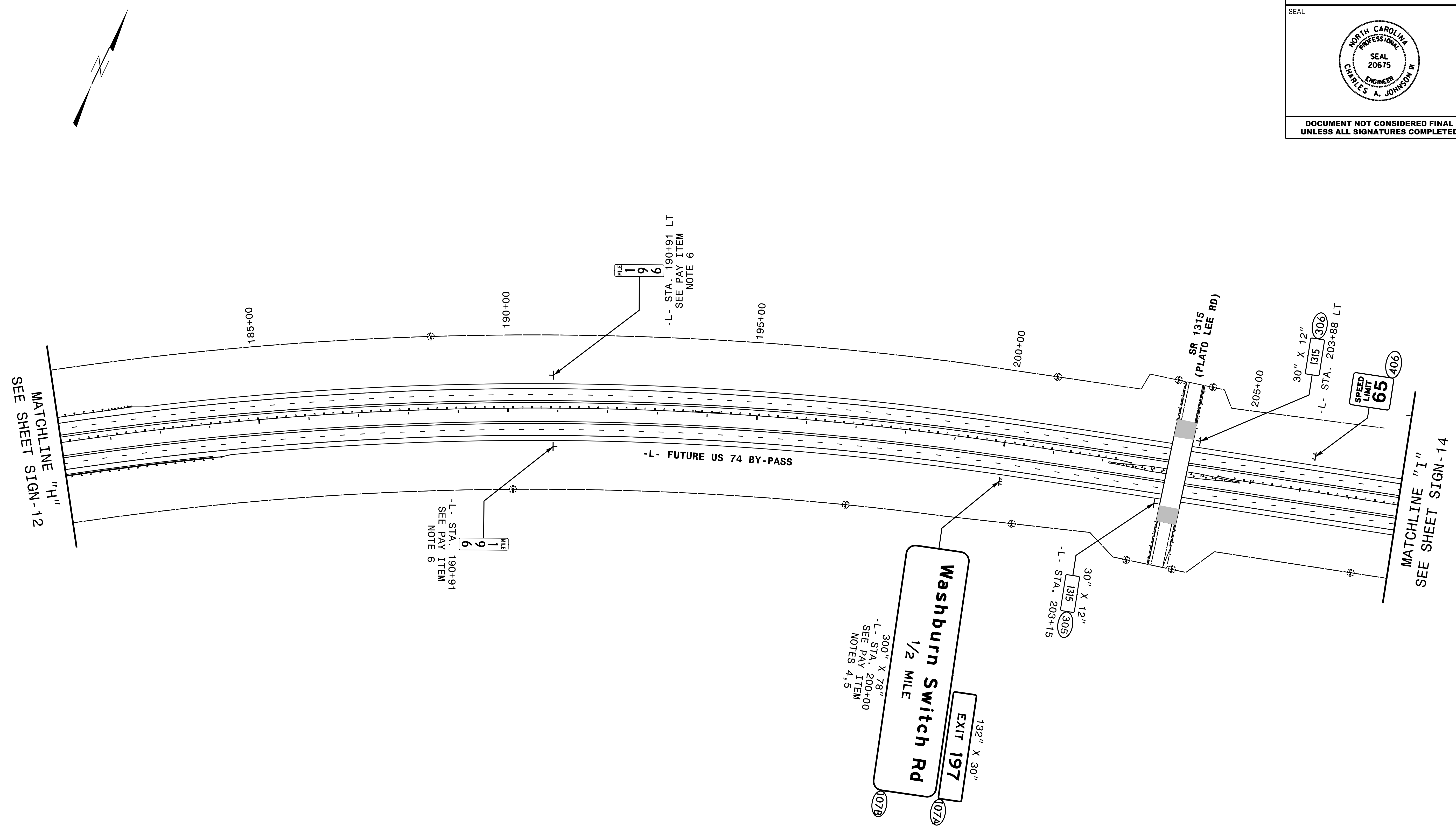
TIP NO. R-2707F	SHEET NO. SIGN-12
APPROVED: <i>Charles A. Johnson, III</i> <small>DocuSigned by: 98A1965B47F54A6</small>	
DATE: 10/20/2017	
SEAL	
	
DOCUMENT NOT CONSIDERED FINAL UNLESS ALL SIGNATURES COMPLETED	




HNTB
 HNTB NORTH CAROLINA, P.C.
 343 E. Six Forks Road, Suite 200
 Raleigh, North Carolina 27609
 NC License No: C-1554
 (919) 546-8997

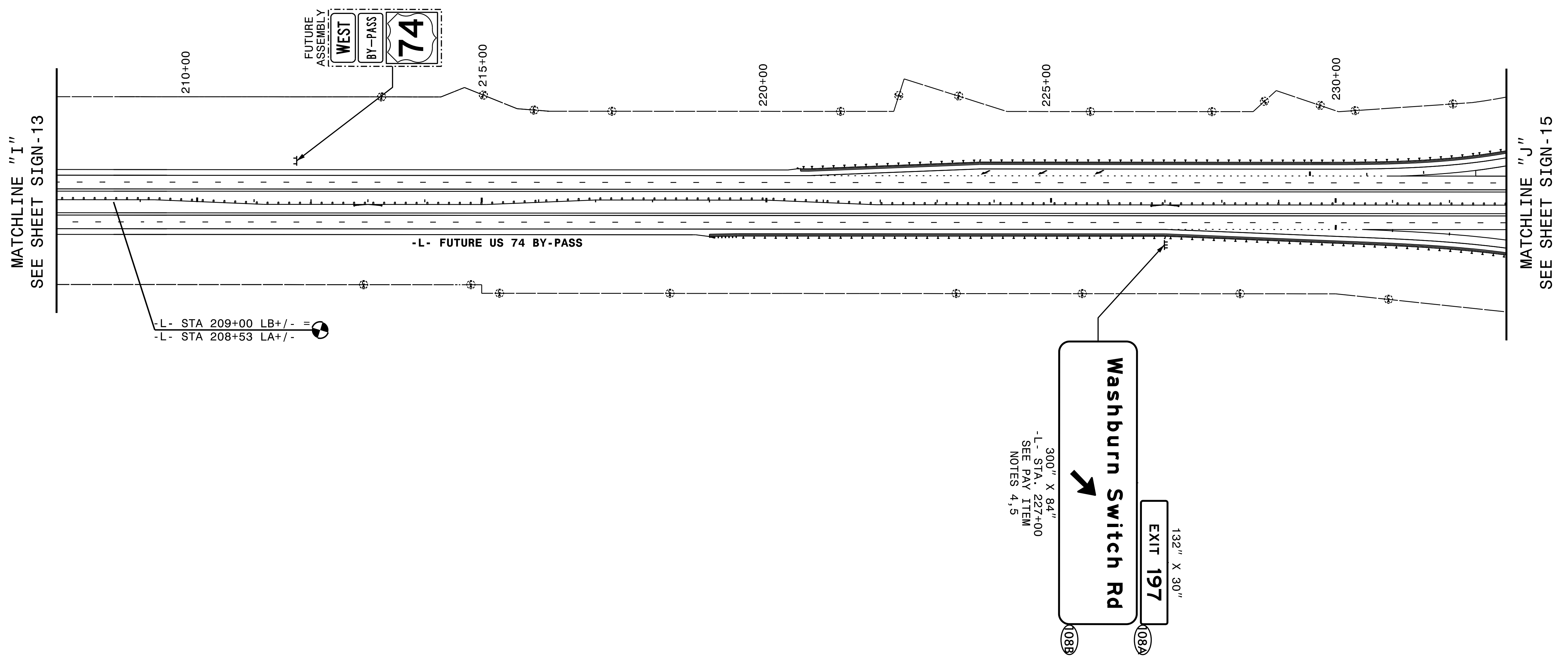
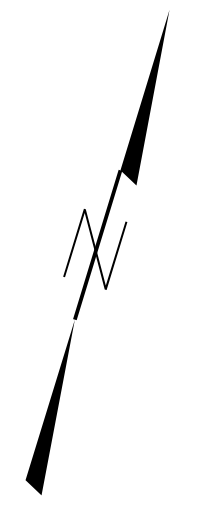
PROPOSED SIGNS
 -L- STA. 154+00 TO 181+00

TIP NO. R-2707F	SHEET NO. SIGN-13
APPROVED: <i>Charles A. Johnson, III</i> <small>DocuSigned by: 98A1965B47F54A6</small>	
DATE: 10/20/2017	
SEAL	
	
DOCUMENT NOT CONSIDERED FINAL UNLESS ALL SIGNATURES COMPLETED	




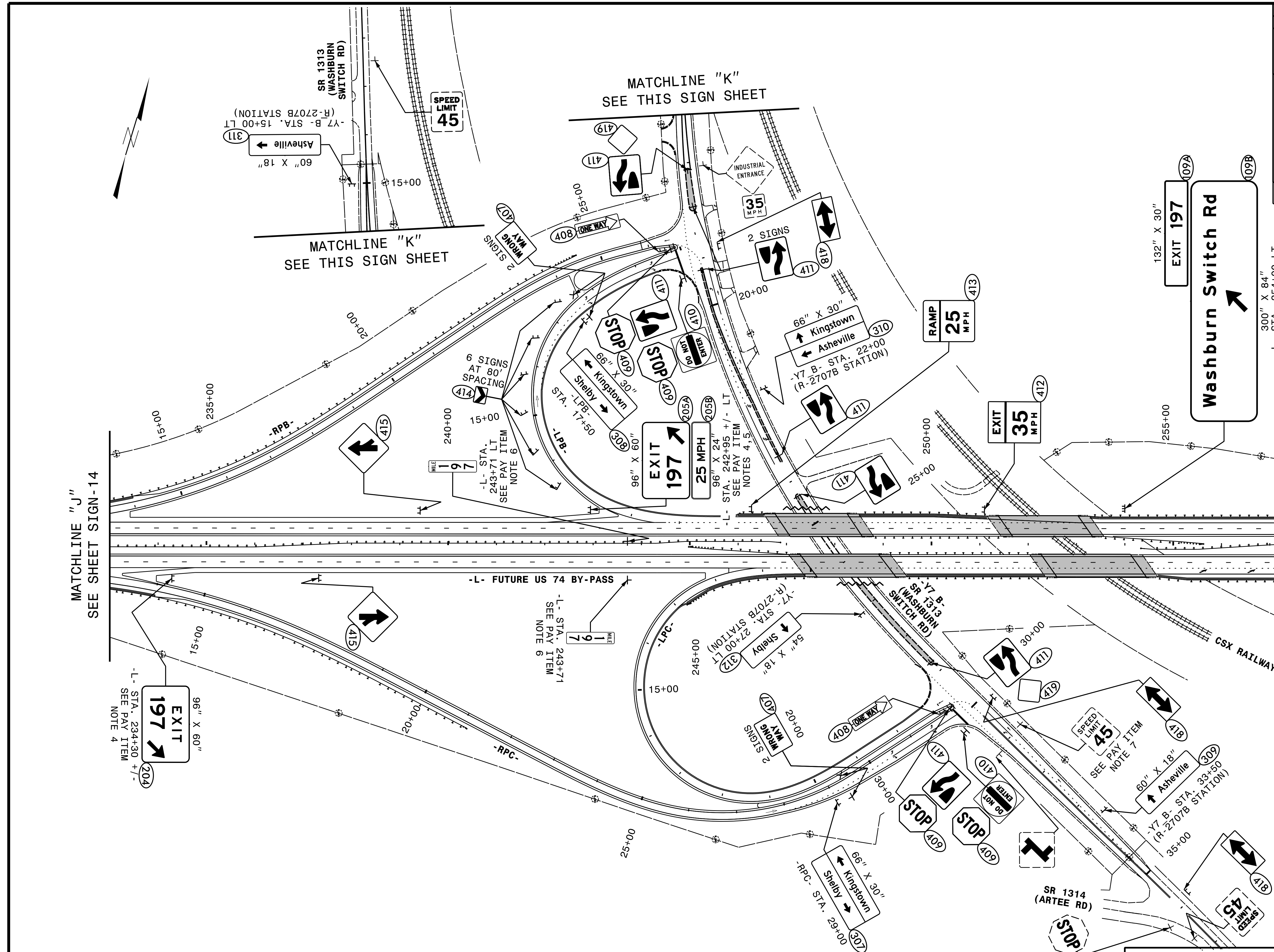
PROPOSED SIGNS
-L- STA. 181+00 TO 208+00

TIP NO. R-2707F	SHEET NO. SIGN-14
APPROVED: <i>Charles A. Johnson, III</i> <small>DocuSigned by: 98A1965B47F54A6</small>	
DATE: 10/20/2017	
SEAL	
	
DOCUMENT NOT CONSIDERED FINAL UNLESS ALL SIGNATURES COMPLETED	



PROPOSED SIGNS
-L- STA. 208+00 TO 233+00


TIP NO. R-2707F	SHEET NO. SIGN-15
APPROVED: <i>Charles A. Johnson, III</i> <small>DocuSigned by: 98A1968B47F54A6</small>	
DATE: 10/20/2017	
SEAL	
	
DOCUMENT NOT CONSIDERED FINAL UNLESS ALL SIGNATURES COMPLETED	

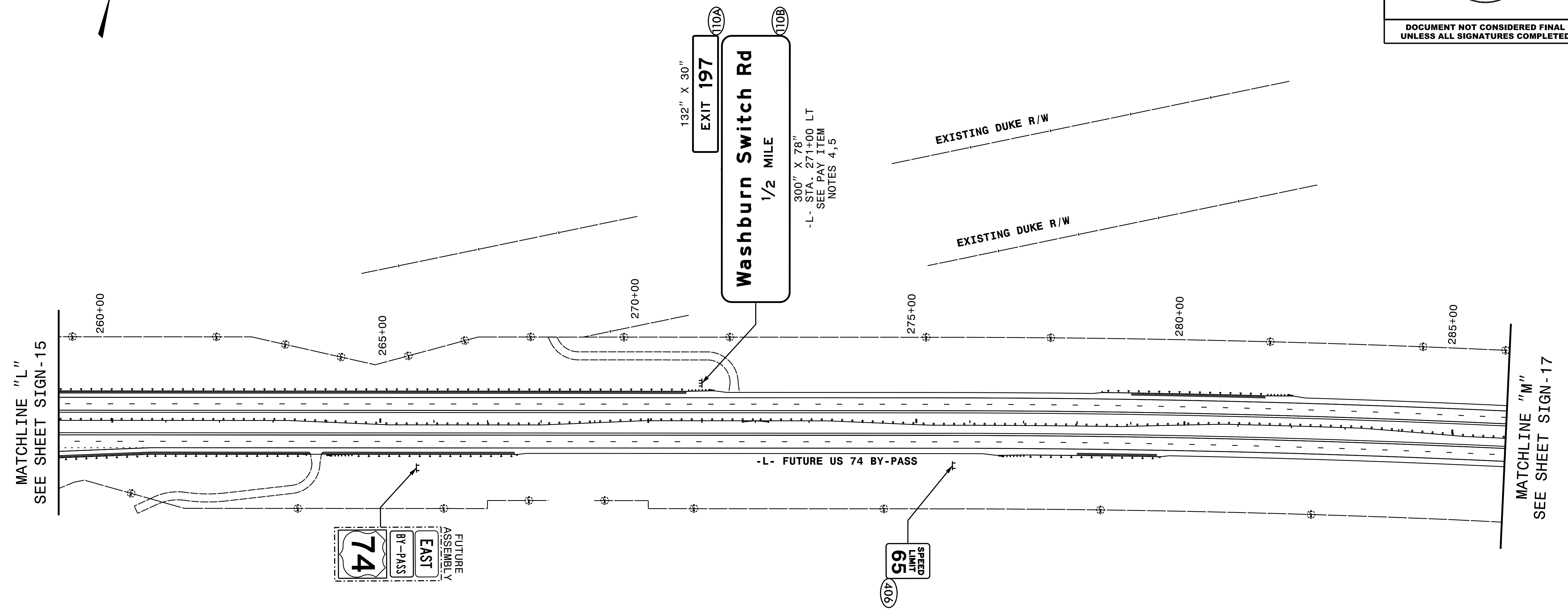
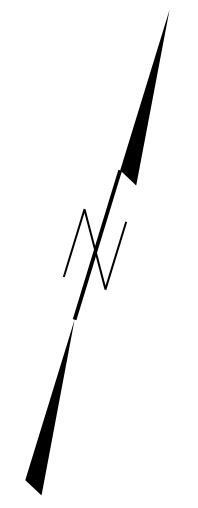


-L- STA. 254+00 LT
SEE PAY ITEM
NOTES 4,5

HNTB
HNTB NORTH CAROLINA, P.C.
343 E. Six Forks Road, Suite 200
Raleigh, North Carolina 27609
NC License No: C-1554
(919) 546-8997


EXISTING AND PROPOSED SIGNS
-L- STA. 233+00 TO 259+00

TIP NO. R-2707F	SHEET NO. SIGN-16
APPROVED: <i>Charles A. Johnson, III</i> <small>DocuSigned by: 98A1968B47F54A6</small>	
DATE: 10/20/2017	
SEAL	
	
DOCUMENT NOT CONSIDERED FINAL UNLESS ALL SIGNATURES COMPLETED	



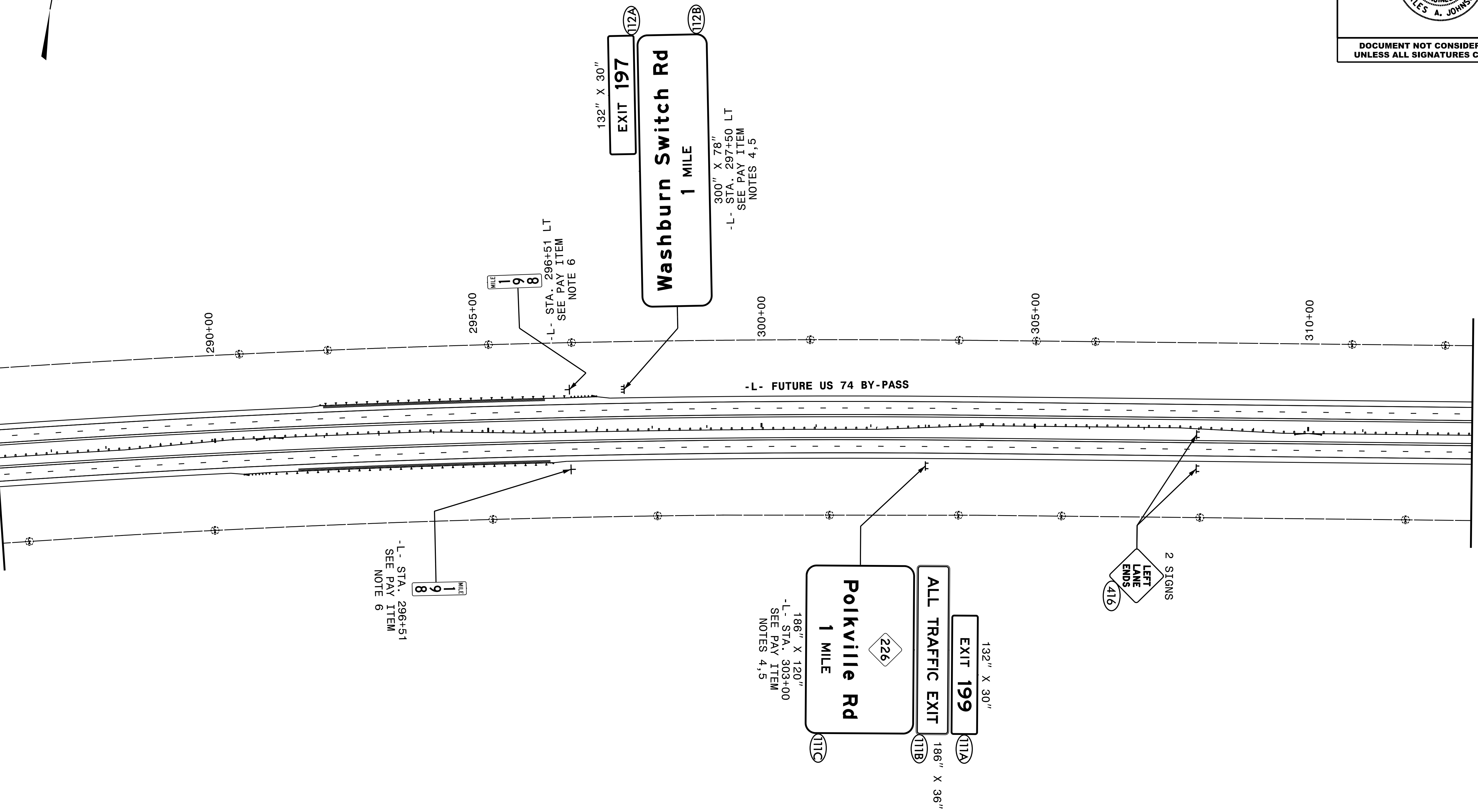
HNTB
 HNTB NORTH CAROLINA, P.C.
 343 E. Six Forks Road, Suite 200
 Raleigh, North Carolina 27609
 NC License No: C-1554
 (919) 546-8997

PROPOSED SIGNS
-L- STA. 259+00 TO 286+00

TIP NO. R-2707F	SHEET NO. SIGN-17
APPROVED: <i>Charles A. Johnson, III</i> <small>DocuSigned by: 98A1965B47F54A6</small>	
DATE: 10/20/2017	
SEAL	
	
DOCUMENT NOT CONSIDERED FINAL UNLESS ALL SIGNATURES COMPLETED	




MATCHLINE "M"
SEE SHEET SIGN-16

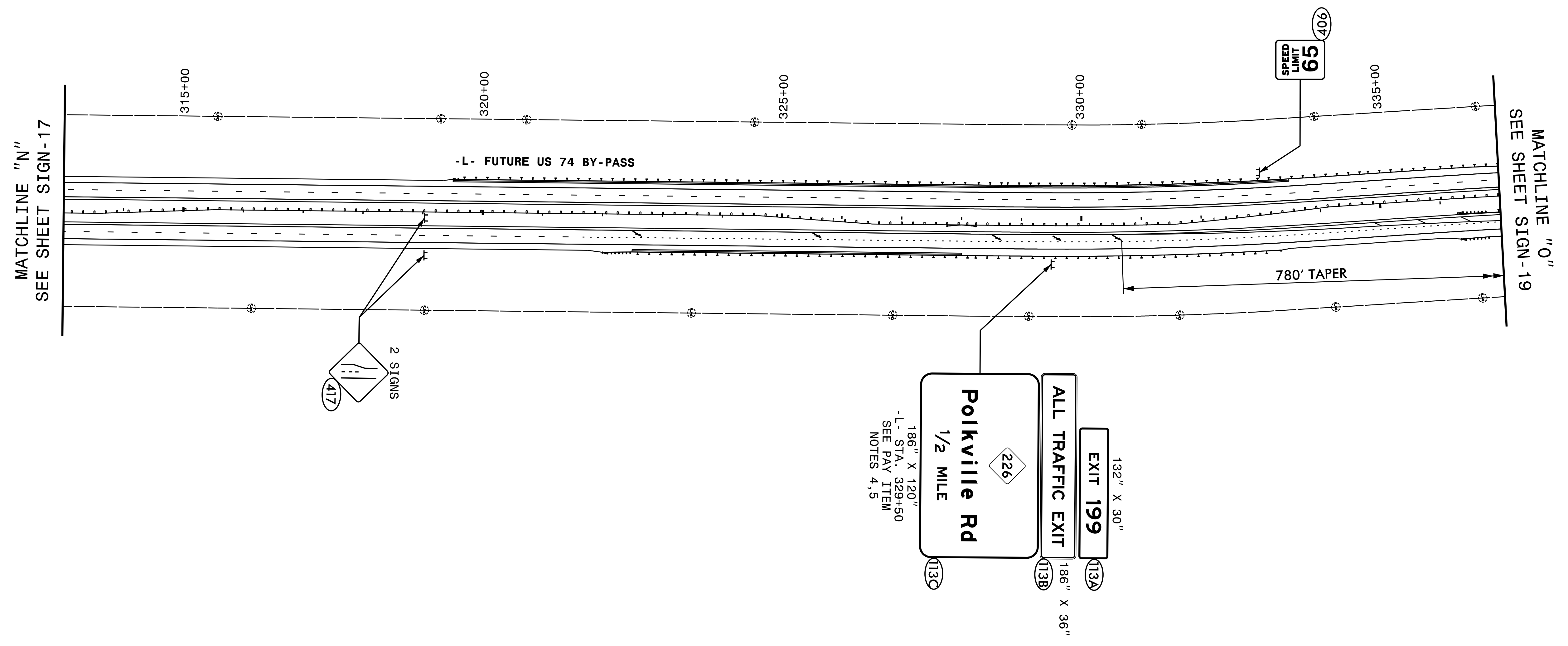



MATCHLINE "N"
SEE SHEET SIGN-18

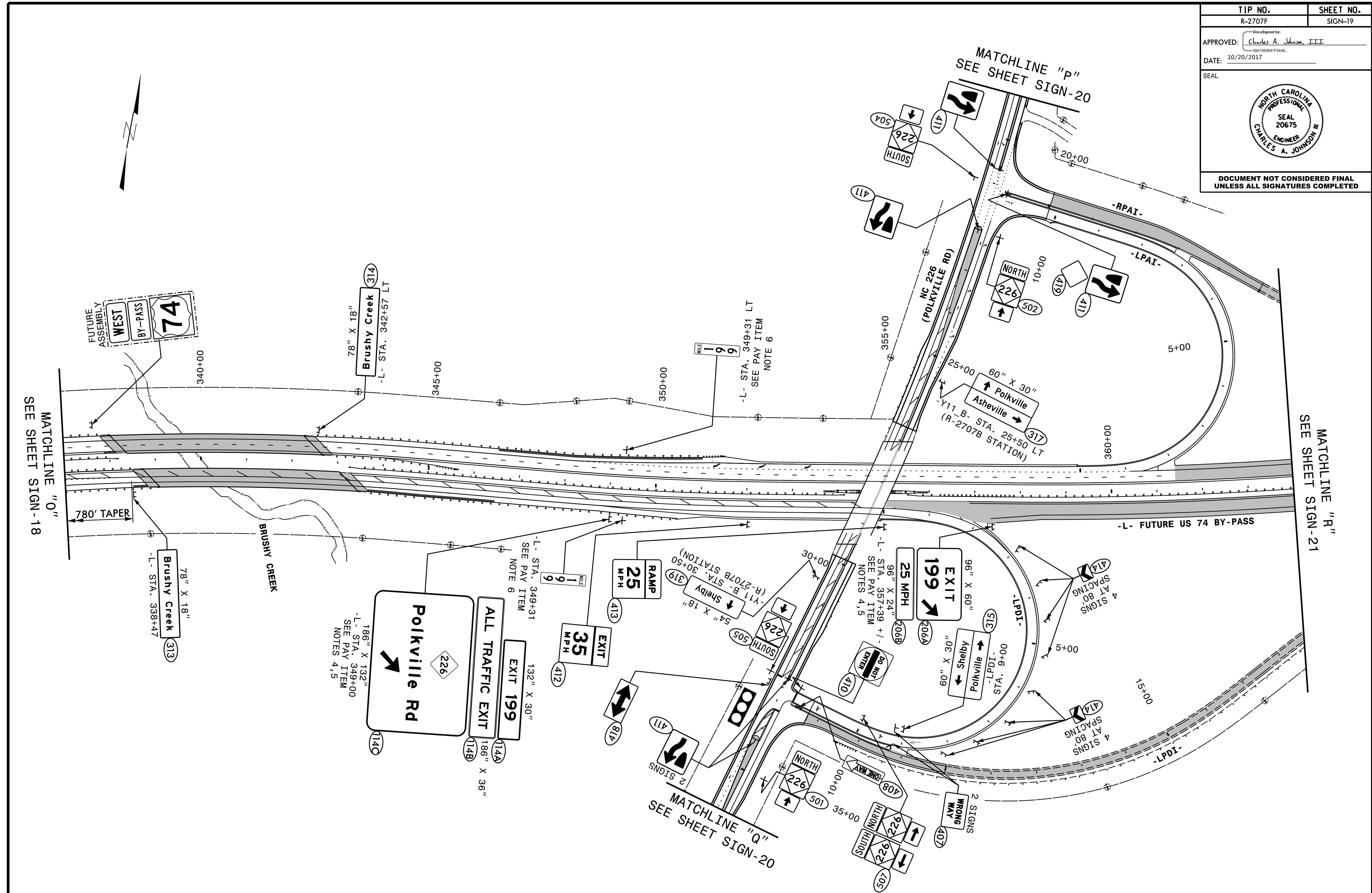
HNTB HNTB NORTH CAROLINA, P.C.
343 E. Six Forks Road, Suite 200
Raleigh, North Carolina 27609
NC License No: C-1554
(919) 546-8997

PROPOSED SIGNS
-L- STA. 286+00 TO 313+00

TIP NO. R-2707F	SHEET NO. SIGN-18
APPROVED: <i>Charles A. Johnson, III</i> <small>DocuSigned by: 98A1965B47F54A6</small>	
DATE: 10/20/2017	
SEAL	
	
DOCUMENT NOT CONSIDERED FINAL UNLESS ALL SIGNATURES COMPLETED	

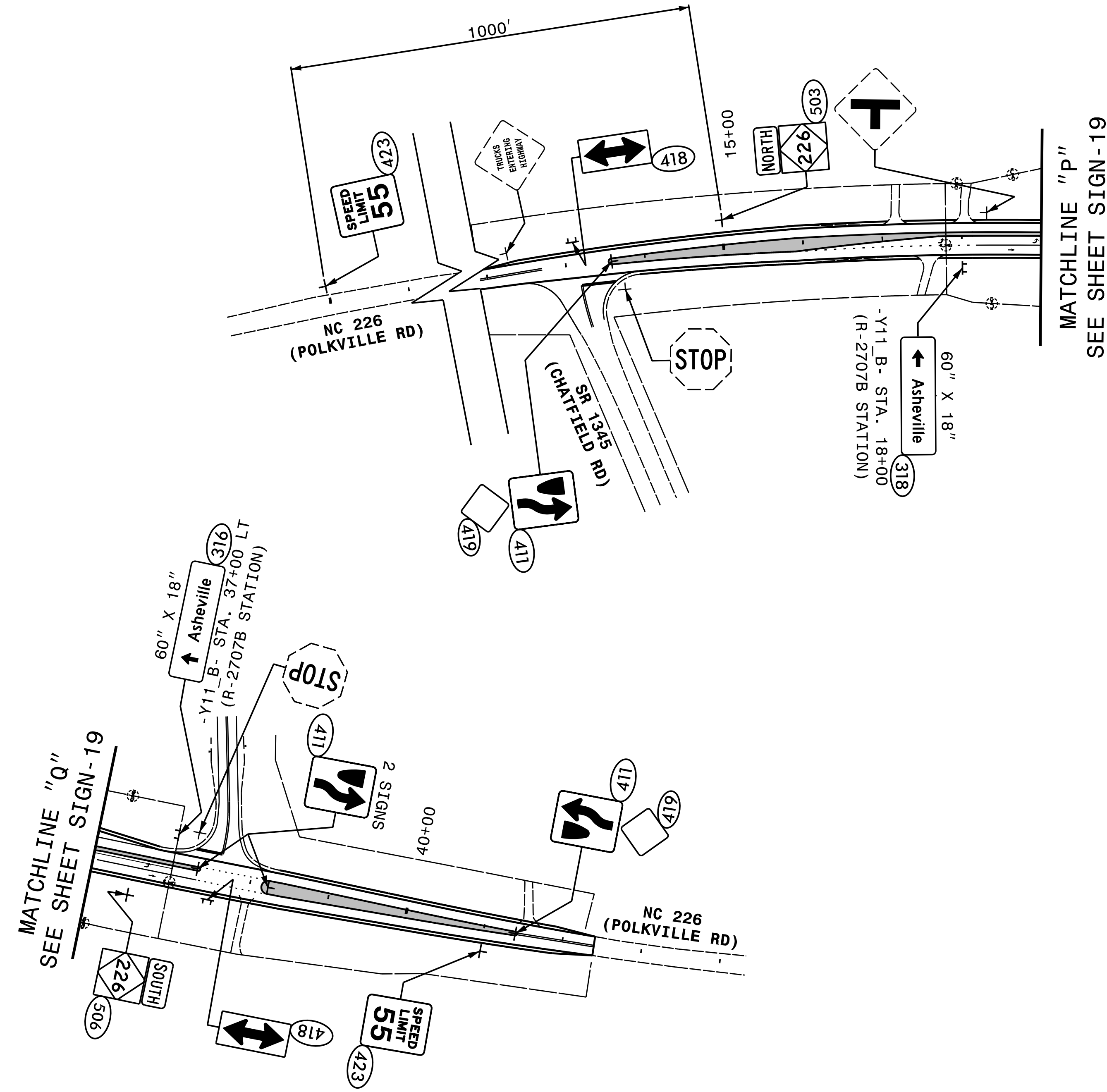



TIP NO. R-2707F	SHEET NO. SIGN-19
APPROVED: <i>Charles A. Johnson, III</i> <small>DocuSigned by: 98A1968B47F54A6</small>	
DATE: 10/20/2017	
SEAL	
	
DOCUMENT NOT CONSIDERED FINAL UNLESS ALL SIGNATURES COMPLETED	



HNTB
 HNTB NORTH CAROLINA, P.C.
 343 E. Six Forks Road, Suite 200
 Raleigh, North Carolina 27609
 NC License No: C-1554
 (919) 546-8997


EXISTING AND PROPOSED SIGNS
-L- STA. 337+00 TO 364+00



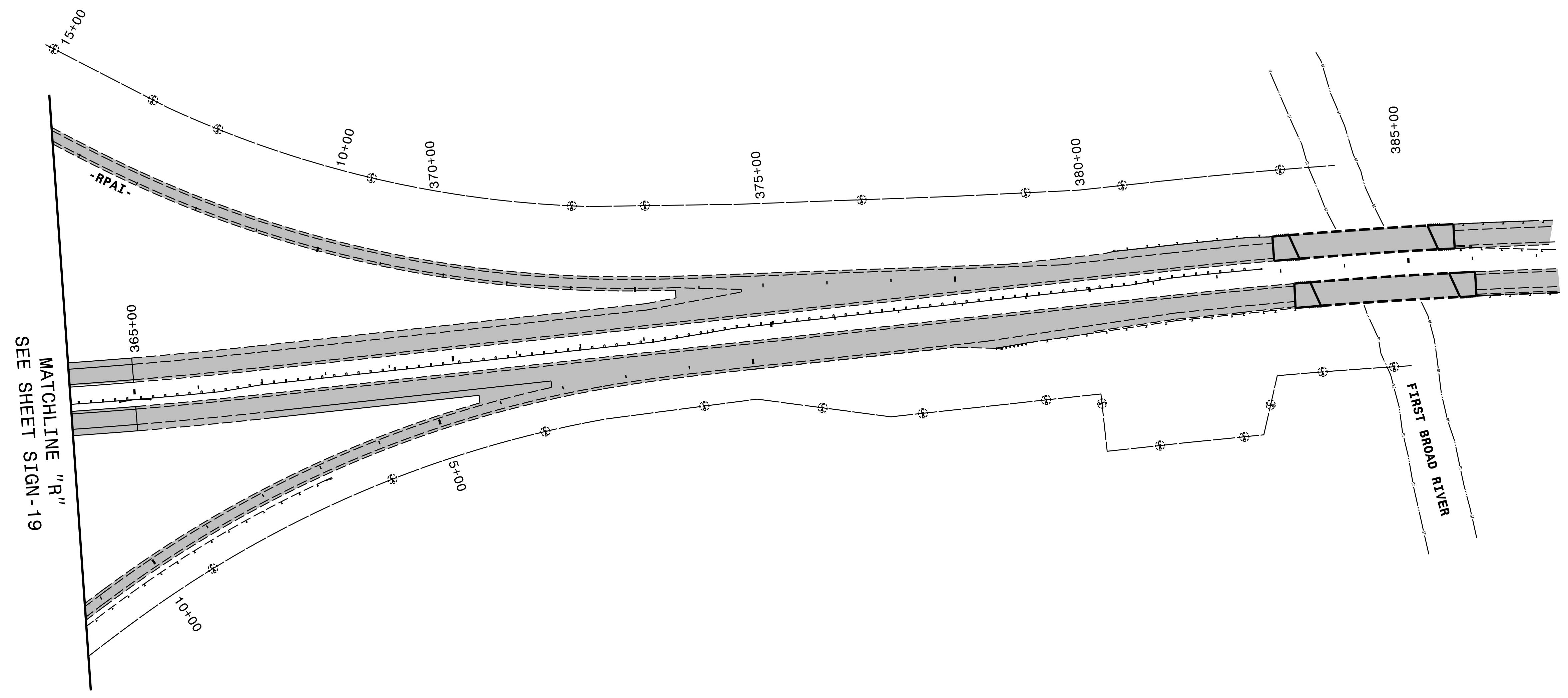
MATCHLINE "P"
SEE SHEET SIGN-19

MATCHLINE "Q"
SEE SHEET SIGN-19

TIP NO. R-2707F	SHEET NO. SIGN-20
APPROVED: <i>Charles A. Johnson, III</i> <small>59415658475446</small>	
DATE: 10/20/2017	
SEAL	
DOCUMENT NOT CONSIDERED FINAL UNLESS ALL SIGNATURES COMPLETED	

TIP NO. R-2707F	SHEET NO. SIGN-21
APPROVED: <i>Charles A. Johnson, III</i> <small>DocuSigned by: 98A1985B47F54A6</small>	
DATE: 10/20/2017	
SEAL	
	
DOCUMENT NOT CONSIDERED FINAL UNLESS ALL SIGNATURES COMPLETED	

NO SIGN WORK THIS SHEET



-L- STA. 364+00 TO 387+00