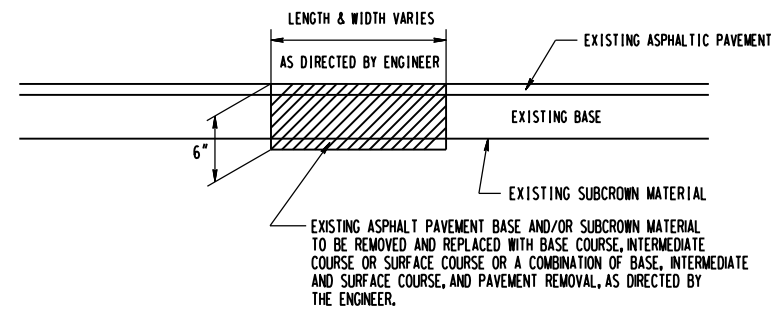
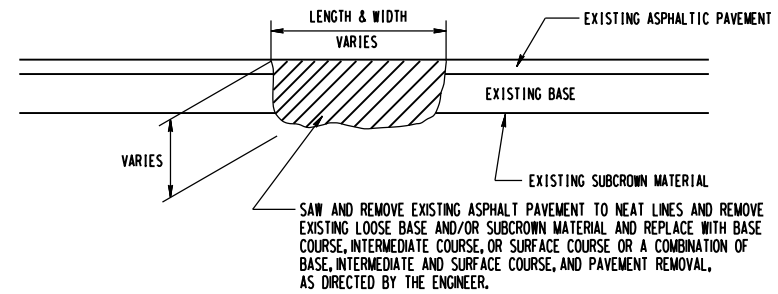


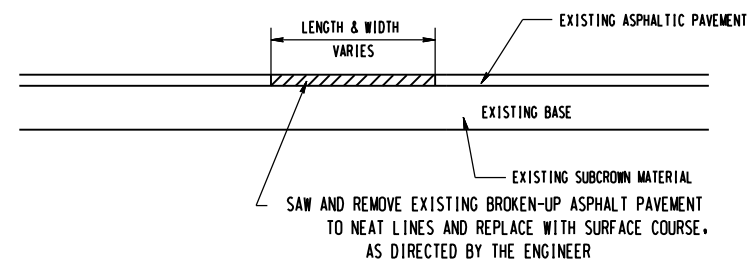
DETAILS OF REPAIRING EXISTING PAVEMENT PRIOR TO RESURFACING FOR FULL DEPTH AND MILLING



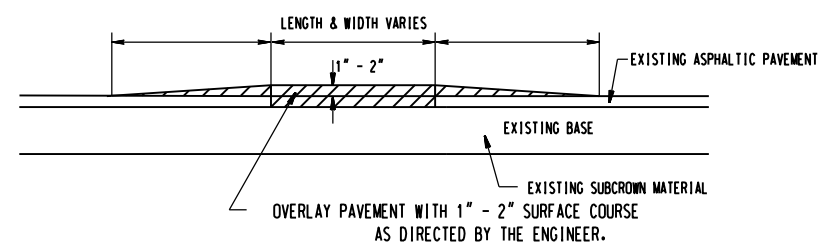
DETAIL NO. 1



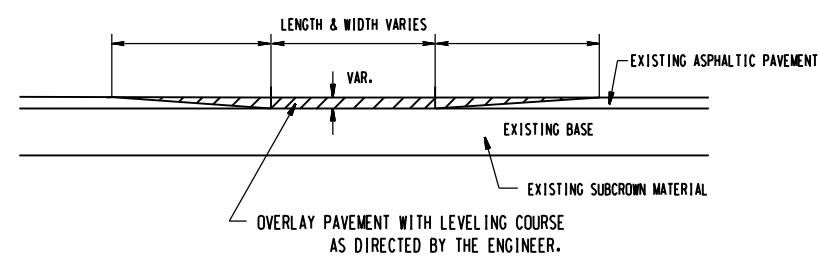
DETAIL NO. 2



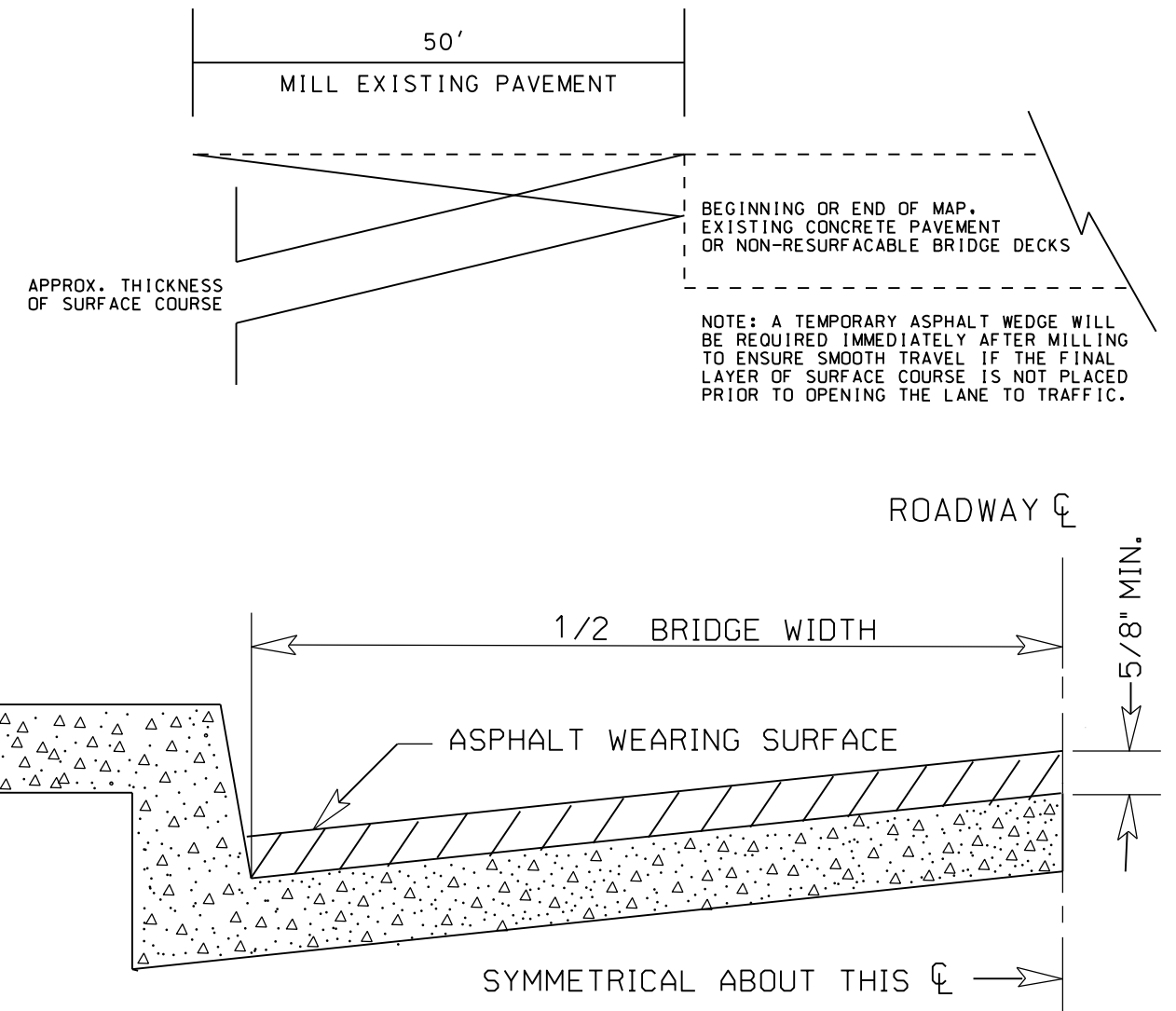
DETAIL NO. 3



DETAIL NO. 4



DETAIL NO. 5



BRIDGE HALF TYPICAL SECTION

FOR BRIDGES WITH FLOOR DRAINS, CARE SHALL BE EXERCISED IN PLACING THE WEARING SURFACE AROUND FLOOR DRAINS SO AS NOT TO HINDER EFFECTIVE DRAINAGE. ALL DRAINS SHALL BE LEFT OPEN.

THE PROPOSED WEARING SURFACE SHALL VARY IN THICKNESS AS NECESSARY TO PROVIDE A SMOOTH RIDING SURFACE. A THICKNESS OF NOT LESS THAN 5/8" SHALL BE PROVIDED. THE MAXIMUM THICKNESS SHALL PREFERABLY BE 1-1/2" UNLESS IT IS IMPRACTICAL TO PROVIDE A SMOOTH RIDING SURFACE OTHERWISE.

REVISIONS

I:\FEB-2015 12:09 D:\Resurfacing\Plan Sheets\3CR\20711\173_Patch.dgn
 I:\FEB-2015 12:09 D:\Resurfacing\Plan Sheets\3CR\20711\173_Patch.dgn
 I:\FEB-2015 12:09 D:\Resurfacing\Plan Sheets\3CR\20711\173_Patch.dgn
 I:\FEB-2015 12:09 D:\Resurfacing\Plan Sheets\3CR\20711\173_Patch.dgn