

**STATE OF NORTH CAROLINA
DEPARTMENT OF TRANSPORTATION**

**SIGNING PLAN
ROBESON COUNTY**

**LOCATION: REPLACE BRIDGE NO. 78 OVER TENMILE BRANCH
ON SR 2220 (NORTH BROADRIDGE ROAD)**

T.I.P.: B-5334

CONTRACT: C203989

ROADWAY STANDARD DRAWING

THE FOLLOWING ROADWAY STANDARDS AS APPEAR IN "ROADWAY STANDARD DRAWINGS" - PROJECT SERVICES UNIT - N.C. DEPARTMENT OF TRANSPORTATION - RALEIGH, N.C., DATED JANUARY 2012 ARE APPLICABLE TO THIS PROJECT AND BY REFERENCE HEREBY ARE CONSIDERED A PART OF THESE PLANS:

STD. NO.	TITLE
904.10	ORIENTATION OF GROUND MOUNTED SIGNS
904.50	MOUNTING OF TYPE 'D', 'E' AND 'F' SIGNS ON 'U' CHANNEL POSTS





GENERAL NOTES

- . SIGNS FURNISHED BY STATE
- . CONFIRM IN WRITING AT LEAST 4 MONTHS IN ADVANCE, THE ACTUAL DATE THE DEPARTMENT FURNISHED SIGNS WILL BE REQUIRED.
- . WHEN NOT STATIONED OR DIMENSIONED ON PLANS, ALL 'E' AND 'F' SIGNS SHALL BE FIELD LOCATED BY THE ENGINEER
- . ALL EXISTING SIGNS ON "U" CHANNEL POST WITHIN THE PROJECT LIMITS SHALL BE REMOVED AND DISPOSED OF UNLESS OTHERWISE NOTED ON PLANS.
- . THE BACKGROUND FOR TYPE E & F SIGNS SHALL BE TYPE C REFLECTIVE SHEETING.
- . SEE ROADWAY PLANS FOR GUARD/GUIDE RAIL DETAILS.

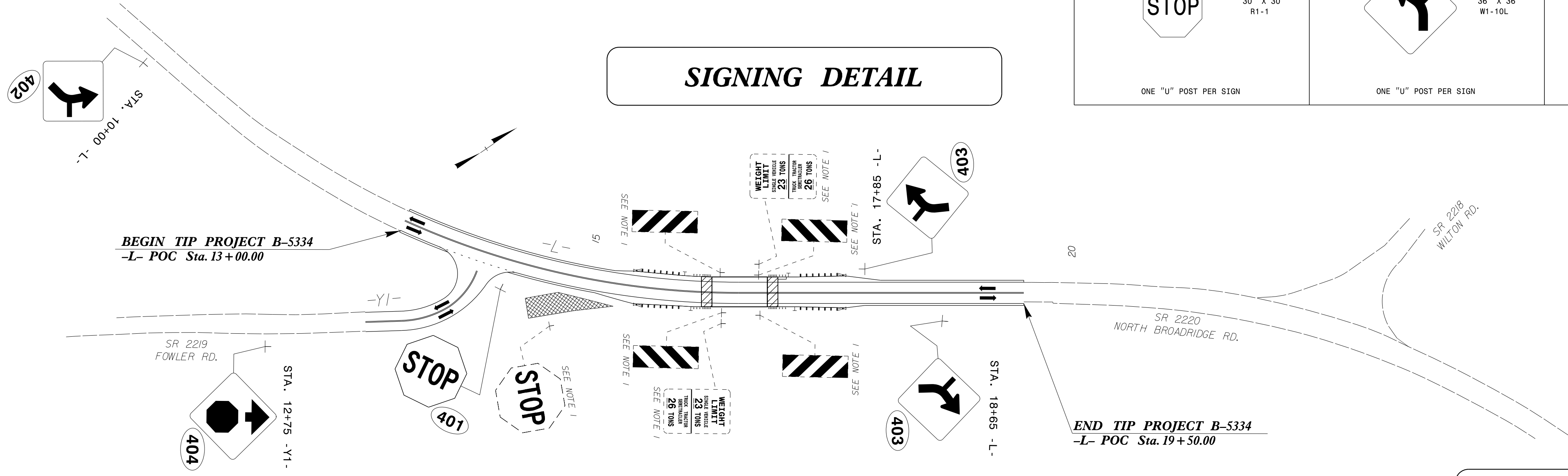
SUMMARY OF QUANTITIES

ITEM NO.	ITEM DESCRIPTION	QUANTITY	UNIT
4072000000	SUPPORTS, 3 LB STEEL U-CHANNEL	72	L.F.
4102000000	SIGN ERECTION, TYPE E	5	EA.
4155000000	DISPOSAL OF SIGN SYSTEM, U-CHANNEL	6	EA.

TYPE E SIGNS


<p>401 QUANTITY REQ'D <u>1</u></p>  <p>30" X 30" R1-1</p> <p>ONE "U" POST PER SIGN</p>	<p>402 QUANTITY REQ'D <u>1</u></p>  <p>36" X 36" W1-10L</p> <p>ONE "U" POST PER SIGN</p>	<p>403 QUANTITY REQ'D <u>2</u></p>  <p>36" X 36" W1-10R</p> <p>ONE "U" POST PER SIGN</p>	<p>404 QUANTITY REQ'D <u>1</u></p>  <p>30" X 30" W3-1</p> <p>ONE "U" POST PER SIGN</p>
---	---	---	---

SIGNING DETAIL



PLAN PREPARED BY: N.C.D.O.T. SIGNING AND DELINEATION UNIT

A. I. ALQUDWAH, P.E. SIGNING & DELINEATION REGIONAL ENGINEER
D. M. EATON, P.E. SIGNING & DELINEATION PROJECT DESIGN ENGINEER



PROJECT NOTES

- DISPOSAL OF SIGN SYSTEM, U-CHANNEL

INDEX

SHEET NO.	DESCRIPTION
SIGN-1	SIGNING PLAN TITLE, QUANTITIES, NOTES, & SIGN DETAILS