

## GENERAL NOTES

CHANGES MAY BE REQUIRED WHEN PHYSICAL DIMENSIONS IN THE DETAIL DRAWINGS, STANDARD DETAILS AND ROADWAY DETAILS ARE NOT ATTAINABLE TO MEET FIELD CONDITIONS OR RESULT IN DUPLICATE OR UNDESIRE OVERLAPPING OF DEVICES. MODIFICATION MAY INCLUDE: MOVING, SUPPLEMENTING, COVERING, OR REMOVAL OF DEVICES AS DIRECTED BY THE ENGINEER.

THE FOLLOWING GENERAL NOTES APPLY AT ALL TIMES FOR THE DURATION OF THE CONSTRUCTION PROJECT EXCEPT WHEN OTHERWISE NOTED IN THE PLAN OR DIRECTED BY THE ENGINEER.

### TRAFFIC PATTERN ALTERATIONS

A) NOTIFY THE ENGINEER AT LEAST ONE (1) MONTH PRIOR TO ANY TRAFFIC PATTERN ALTERATION.

### LANE AND SHOULDER CLOSURE REQUIREMENTS

B) REMOVE LANE CLOSURE DEVICES FROM THE LANE WHEN WORK IS NOT BEING PERFORMED BEHIND THE LANE CLOSURE OR WHEN A LANE CLOSURE IS NO LONGER NEEDED OR AS DIRECTED BY THE ENGINEER.

C) WHEN PERSONNEL AND/OR EQUIPMENT ARE WORKING WITHIN 15 FT OF AN OPEN TRAVEL LANE, CLOSE THE NEAREST OPEN SHOULDER USING ROADWAY STANDARD DRAWING NO. 1101.04 UNLESS THE WORK AREA IS PROTECTED BY BARRIER OR GUARDRAIL OR A LANE CLOSURE IS INSTALLED.

D) WHEN PERSONNEL AND/OR EQUIPMENT ARE WORKING ON THE SHOULDER ADJACENT TO AN UNDIVIDED FACILITY AND WITHIN 5 FT OF AN OPEN TRAVEL LANE, CLOSE THE NEAREST OPEN TRAVEL LANE USING ROADWAY STANDARD DRAWING NO. 1101.02 UNLESS THE WORK AREA IS PROTECTED BY BARRIER OR GUARDRAIL.

E) WHEN PERSONNEL AND/OR EQUIPMENT ARE WORKING WITHIN A LANE OF TRAVEL OF AN UNDIVIDED OR DIVIDED FACILITY, CLOSE THE LANE ACCORDING TO THE TRAFFIC CONTROL PLANS, ROADWAY STANDARD DRAWINGS, OR AS DIRECTED BY THE ENGINEER. CONDUCT THE WORK SO THAT ALL PERSONNEL AND/OR EQUIPMENT REMAIN WITHIN THE CLOSED TRAVEL LANE.

F) DO NOT WORK SIMULTANEOUSLY WITHIN 15 FT ON BOTH SIDES OF AN OPEN TRAVELWAY, RAMP, OR LOOP WITHIN THE SAME LOCATION UNLESS PROTECTED WITH GUARDRAIL OR BARRIER.

### PAVEMENT EDGE DROP OFF REQUIREMENTS

G) BACKFILL AT A 6:1 SLOPE UP TO THE EDGE AND ELEVATION OF EXISTING PAVEMENT IN AREAS ADJACENT TO AN OPENED TRAVEL LANE THAT HAS AN EDGE OF PAVEMENT DROP-OFF AS FOLLOWS:

BACKFILL DROP-OFFS THAT EXCEED 2 INCHES ON ROADWAYS WITH POSTED SPEED LIMITS OF 45 MPH OR GREATER.

BACKFILL DROP-OFFS THAT EXCEED 3 INCHES ON ROADWAYS WITH POSTED SPEED LIMITS LESS THAN 45 MPH.

BACKFILL WITH SUITABLE COMPACTED MATERIAL, AS APPROVED BY THE ENGINEER, AT NO EXPENSE TO THE DEPARTMENT.

H) DO NOT EXCEED A DIFFERENCE OF 2 INCHES IN ELEVATION BETWEEN OPEN LANES OF TRAFFIC FOR NOMINAL LIFTS OF 1.5 INCHES. INSTALL ADVANCE WARNING "UNEVEN LANES" SIGNS (W8-11) 100 FT IN ADVANCE AND A MINIMUM OF EVERY HALF MILE THROUGHOUT THE UNEVEN AREA.

### TRAFFIC PATTERN ALTERATIONS

I) NOTIFY THE ENGINEER ONE (1) MONTH PRIOR TO ANY TRAFFIC PATTERN ALTERATION.

### SIGNING

J) PROVIDE SIGNING AND DEVICES REQUIRED TO CLOSE THE ROAD ACCORDING TO THE ROADWAY STANDARD DRAWINGS AND TRAFFIC CONTROL PLANS.

PROVIDE SIGNING REQUIRED FOR THE OFF-SITE DETOUR ROUTE AS SHOWN IN THE TRAFFIC CONTROL PLANS.

K) COVER OR REMOVE ALL SIGNS AND DEVICES REQUIRED TO CLOSE THE ROAD WHEN ROAD CLOSURE IS NOT IN OPERATION.

COVER OR REMOVE ALL SIGNS AND DEVICES REQUIRED FOR THE OFF-SITE DETOUR WHEN THE DETOUR IS NOT IN OPERATION.

L) ENSURE ALL NECESSARY SIGNING IS IN PLACE PRIOR TO ALTERING ANY TRAFFIC PATTERN.

### TRAFFIC CONTROL DEVICES

M) WHEN LANE CLOSURES ARE NOT IN EFFECT SPACE CHANNELIZING DEVICES IN WORK AREAS NO GREATER IN FEET THAN TWICE THE POSTED SPEED LIMIT (MPH) EXCEPT, 10 FT ON-CENTER IN RADII, AND 3 FT OFF THE EDGE OF AN OPEN TRAVELWAY. REFER TO STANDARD SPECIFICATIONS FOR ROADS AND STRUCTURES SECTIONS 1130 (DRUMS), 1135 (CONES) AND 1180 (SKINNY DRUMS) FOR ADDITIONAL REQUIREMENTS.

N) PLACE TYPE III BARRICADES, WITH "ROAD CLOSED" SIGN R11-2 ATTACHED, OF SUFFICIENT LENGTH TO CLOSE ENTIRE ROAD. PAVEMENT MARKINGS AND MARKERS

### PAVEMENT MARKINGS

O) TIE PROPOSED PAVEMENT MARKING LINES TO EXISTING PAVEMENT MARKING LINES.

P) REMOVE/REPLACE ANY CONFLICTING/DAMAGED PAVEMENT MARKINGS.

## PHASING

STEP 1: INSTALL ALL DETOUR SIGNING KEEPING SIGNS COVERED (SEE SHEET TMP-3)

STEP 2: USING ROADWAY STANDARD DRAWING 1101.03, SHEET 1 OF 9, CLOSE SR 2220 (N. BROADRIDGE RD.) TO TRAFFIC BETWEEN SR 2219 (FOWLER RD.) AND SR 2218 (WILTON DR.), UNCOVER ALL DETOUR SIGNING AND SHIFT TRAFFIC TO DETOUR (SEE SHEET TMP-3).

STEP 3: AWAY FROM TRAFFIC, BEGIN THE FOLLOWING:

- REMOVAL AND REPLACEMENT OF THE SR 2220 (N. BROADRIDGE RD.) EXISTING BRIDGE
- CONSTRUCTION OF SR 2220 (N. BROADRIDGE RD.) BETWEEN -L- STA 14+15+/- AND -L- STA 19+50.
- CONSTRUCTION OF SR 2219 (FOWLER RD.) BETWEEN -Y1- STA. 10+00+/- AND -Y1- STA. 11+70+/-.

STEP 4: USING ROADWAY STANDARD DRAWING 1101.02, SHEET 1 OF 15 AND FLAGGERS AS NEEDED, COMPLETE CONSTRUCTION OF THE FOLLOWING UP TO BUT NOT INCLUDING THE FINAL LAYER OF SURFACE COURSE:

- SR 2220 (N. BROADRIDGE RD.) BETWEEN -L- STA. 13+00+/- AND -L- STA. 14+15+/- . PLACE TEMPORARY MARKINGS AS PER RSD 1205.01, SHEETS 1 OF 2 & 2 OF 2 AND 1205.02, SHEET 1 OF 2.
- SR 2219 (FOWLER RD.) BETWEEN -Y1- STA. 10+00+/- AND -Y1- STA. 11+70+/- . PLACE TEMPORARY MARKINGS AS PER RSD 1205.01, SHEETS 1 OF 2 & 2 OF 2 AND 1205.02, SHEET 1 OF 2. INSTALL PROPOSED STOP SIGN (R1-1) ON -Y1- AT THE INTERSECTION OF N. BROADRIDGE AND FOWLER ROADS (SEE SIGNING PLANS).




RETURN TRAFFIC TO A 2-LANE, 2-WAY PATTERN AT THE END OF EACH WORK DAY.

STEP 5: COMPLETE CONSTRUCTION OF THE PROPOSED STRUCTURE, APPROACH ROADWAY TIE-INS ON SR 2220 (N. BROADRIDGE RD.)

USING ROADWAY STANDARD DRAWING 1101.02, SHEET 1 OF 15 AND FLAGGERS AS NEEDED PLACE THE FINAL LAYER OF SURFACE COURSE ON REMAINING AREAS OF -L- AND -Y1-. PLACE FINAL PAVEMENT MARKINGS.

STEP 6: REMOVE ALL DETOUR SIGNING, ALL TEMPORARY TRAFFIC CONTROL DEVICES AND OPEN SR 2220 (N. BROADRIDGE RD.) TO TRAFFIC.

16-AUG-2017 10:32 AM \\trnsport\ch101\Traf\Traffic\TrafficControl\TCP\B-5334 TCP 01B.dgn  
MILEZ034 AT DUS300019  
16-AUG-2017 10:32 AM \\trnsport\ch101\Traf\Traffic\TrafficControl\TCP\B-5334 TMP Bridge Replace 592\Traffic\TrafficControl\TCP\B-5334 TCP 01B.dgn

APPROVED:  DATE: 8/16/2017  SEAL			<b>GENERAL NOTES AND PHASING</b>
<b>DOCUMENT NOT CONSIDERED FINAL UNLESS ALL SIGNATURES COMPLETED</b>			