DocuSign Envelope ID: CA1BB324-315D-46FD-A866-5671445DBA5B

PROJECT REFERENCE NO.	SHEET NO.
U-4751	Sig. 2.0

DEFAULT PHASING DIAGRAM

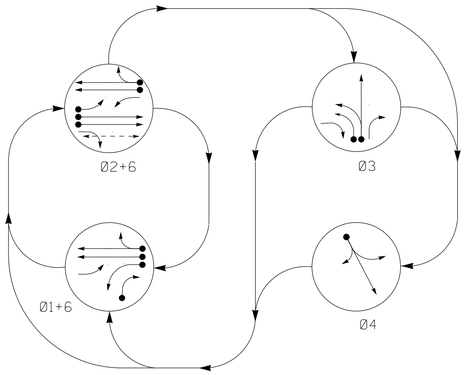

ALTERNATE PHASING DIAGRAM

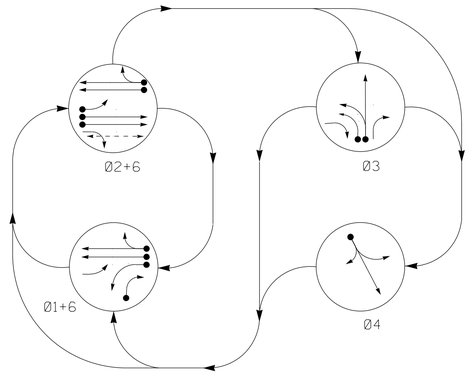

PHASING DIAGRAM DETECTION LEGEND

- DETECTED MOVEMENT
- UNDETECTED MOVEMENT (OVERLAP)
- UNSIGNALIZED MOVEMENT
- PEDESTRIAN MOVEMENT

DEFAULT TABLE OF OPERATION

SIGNAL FACE	PHASE 01+6	PHASE 02+6	PHASE 03	PHASE 04	FLASH
11	←●	F Y	R	R	Y
21	F Y	F Y	R	R	Y
22	R	G	R	R	Y
23	R	G	R	R	Y
31	R	R	G	R	R
32	R	R	G	R	R
41	R	R	R	G	R
42	R	R	R	G	R
61, 62	G	G	R	R	Y
P21, P22	DW	W	DW	DW	DRK

W - Walk
DW - Don't Walk
DRK - Dark

ALTERNATE TABLE OF OPERATION

SIGNAL FACE	PHASE 01+6	PHASE 02+6	PHASE 03	PHASE 04	FLASH
11	←	R	R	R	Y
21	F Y	F Y	R	R	Y
22	R	G	R	R	Y
23	R	G	R	R	Y
31	R	R	G	R	R
32	R	R	G	R	R
41	R	R	R	G	R
42	R	R	R	G	R
61, 62	G	G	R	R	Y
P21, P22	DW	W	DW	DW	DRK

OASIS 2070 LOOP & DETECTOR INSTALLATION CHART

INDUCTIVE LOOPS					DETECTOR PROGRAMMING						
LOOP	SIZE (FT)	DISTANCE FROM STOPBAR (FT)	TURNS	NEW LOOP	PHASE	CALLING	EXTENSION	FULL TIME DELAY	STRETCH TIME	DELAY TIME	SYSTEM LOOP	NEW CARD
1A	6X40	0	2-4-2	Y	1	Y	Y	-	-	*15	-	-
					**6	Y	Y	Y	-	3	-	-
1B	6X60	0	2-4-2	-	1	Y	Y	-	-	15	-	-
2A	6X6	300	5	-	2	Y	Y	-	-	-	-	-
2B	6X6	300	5	-	2	Y	Y	-	-	-	-	-
2C	6X60	0	2-4-2	-	2	Y	Y	Y	-	3	-	-
3A	6X60	0	2-4-2	-	3	Y	Y	-	-	3	-	-
3B	6X60	0	2-4-2	-	3	Y	Y	-	-	-	-	-
4A	6X40	0	2-4-2	-	4	Y	Y	-	-	10	-	-
6A	6X6	300	5	Y	6	Y	Y	-	-	-	-	-
6B	6X6	300	5	Y	6	Y	Y	-	-	-	-	-

* Disable delay during alternate phasing operation.
** Disable phase 2 call during alternate phasing operation.

SIGNAL FACE I.D.

All Heads L.E.D.

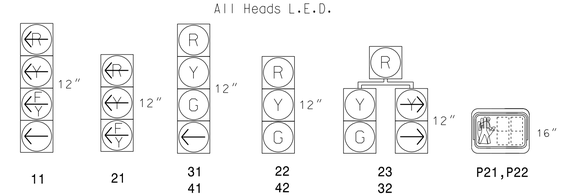

4 Phase Fully-Actuated Wilmington Signal System

NOTES

1. Refer to "Roadway Standard Drawings NCDOT" dated January 2012 and "Standard Specifications for Roads and Structures" dated January 2012.
2. Do not program signal for late night flashing operation unless otherwise directed by the Engineer.
3. Phase 1 may be lagged.
4. The order of phase 3 and phase 4 may be reversed.
5. Set all detector units to presence mode.
6. Omit "WALK" and flashing "DON'T WALK" with no pedestrian calls.
7. Program pedestrian heads to countdown the flashing "Don't Walk" time only.
8. The Division Traffic Engineer will determine the hours of use for each phasing plan.
9. Maximum times shown in timing chart are for free-run operation only. Coordinated signal system timing values supersede these values.
10. Signal system data: Controller Asset #0882.

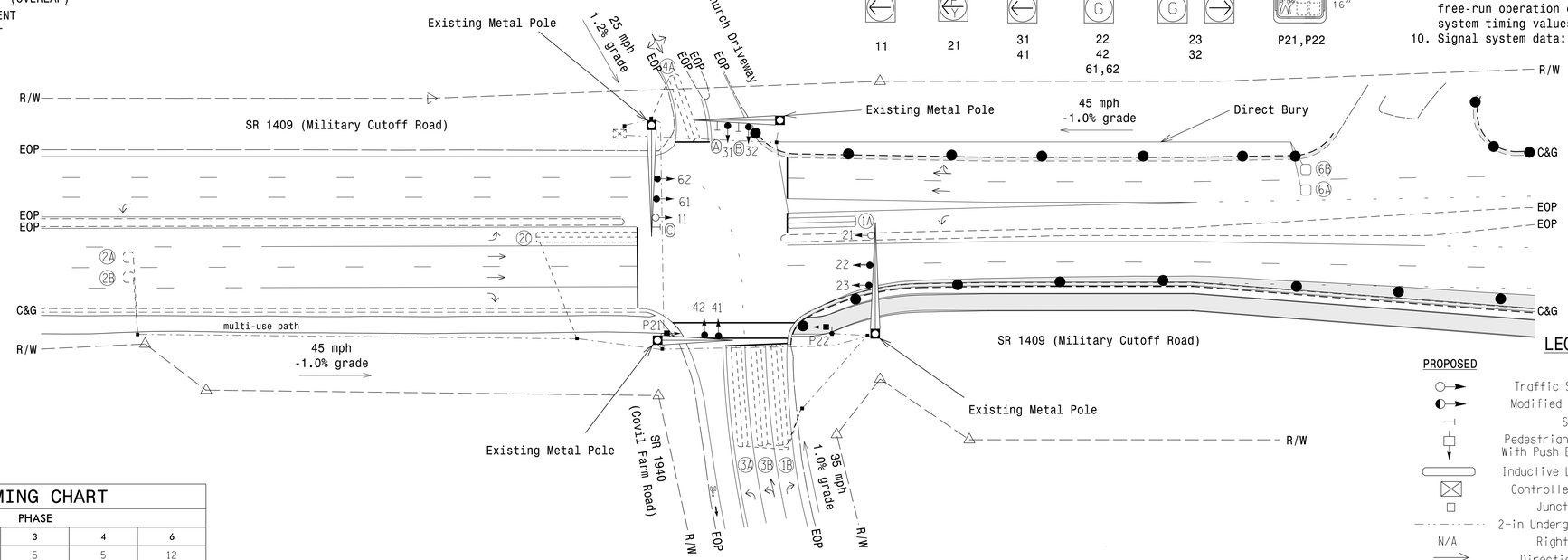

LEGEND

PROPOSED		EXISTING
	Traffic Signal Head	
	Modified Signal Head	N/A
	Sign	
	Pedestrian Signal Head With Push Button & Sign	
	Inductive Loop Detector	
	Controller & Cabinet	
	Junction Box	
	2-in Underground Conduit	
N/A	Right of Way	
	Directional Arrow	
	Metal Pole with Mastarm	
	Pedestrian Pedestal	
Ⓐ	Left Arrow "ONLY" Sign (R3-5L)	Ⓐ
Ⓑ	Combined Through and Left Arrow Sign (R3-6L)	Ⓑ
Ⓒ	"U-TURN YIELD TO RIGHT TURN" Sign (R10-16)	Ⓒ
	Construction Zone	
	Construction Zone Drums	

OASIS 2070 TIMING CHART

FEATURE	PHASE 1	PHASE 2	PHASE 3	PHASE 4	PHASE 6
Min Green 1 *	5	12	5	5	12
Extension 1 *	2.0	6.0	2.0	2.0	6.0
Max Green 1 *	15	100	25	25	100
Yellow Clearance	3.0	4.6	3.8	3.1	4.6
Red Clearance	2.9	1.3	2.6	3.0	1.3
Red Revert	2.0	2.0	2.0	2.0	2.0
Walk 1 *	-	4	-	-	-
Don't Walk 1	-	14	-	-	-
Seconds Per Actuation *	-	1.5	-	-	1.5
Max Variable Initial *	-	34	-	-	34
Time Before Reduction *	-	15	-	-	15
Time To Reduce *	-	30	-	-	30
Minimum Gap	-	3.0	-	-	3.0
Recall Mode	-	MIN RECALL	-	-	MIN RECALL
Vehicle Call Memory	-	YELLOW	-	-	YELLOW
Dual Entry	-	-	-	-	-
Simultaneous Gap	ON	ON	ON	ON	ON

* These values may be field adjusted. Do not adjust Min Green and Extension times for phases 2 and 6 lower than what is shown. Min Green for all other phases should not be lower than 4 seconds.

Temporary Design (TMP Phases II & III)

DOCUMENT NOT CONSIDERED FINAL UNLESS ALL SIGNATURES COMPLETED

Prepared for the Offices of:
Transportation Mobility and Safety Division
Signal Design Section
STATE OF NORTH CAROLINA DEPARTMENT OF TRANSPORTATION
750 N.Greenfield Pkwy,Garner,NC 27529

SR 1409 (Military Cutoff Road) at SR 1940 (Covil Farm Road)

Division 03 New Hanover County Wilmington

PLAN DATE: April 2017	REVIEWED BY: MB Toth		
PREPARED BY: AM Encarnacion	REVIEWED BY:		
REVISIONS		INIT.	DATE

SCALE 0 40 1"=40'

SEAL
NORTH CAROLINA PROFESSIONAL SEAL 025892 ENGINEER MELISSA B. TOTH

Designed by: Melissa B. Toth 6/6/2017
SIGNATURE DATE
SIG. INVENTORY NO. 03-0882TI

ATKINS 1616 EAST MILLBROOK ROAD, SUITE 160 RALEIGH, NORTH CAROLINA 27609 (919) 876-6888 NCBEES #F-0326

06-JUN-2017 13:47
O:\Transportation\Traffic\Curr\100053597 - U-4751 Military Cutoff\02-Signals\Design\03-0882TI.dgn
encoc516 AT LUS29021