

**This electronic collection of documents is provided
for the convenience of the user
and is Not a Certified Document –**


**The documents contained herein were originally issued
and sealed by the individuals whose names and license
numbers appear on each page, on the dates appearing
with their signature on that page.**

**This file or an individual page
shall not be considered a certified document.**

**STATE OF NORTH CAROLINA
DEPARTMENT OF TRANSPORTATION**

**SIGNING PLAN
ROBESON COUNTY**

**LOCATION: NEW DIAMOND INTERCHANGE AT US 74
AND SR 2220 (BROADRIDGE ROAD) AND
DIRECTIONAL CROSSOVER AT US 74 AND
SR 2225 (CREEK ROAD)**

TIP NO. R-5752	SHEET NO. SIGN-1
APPROVED: <i>Joseph Kopaskie</i> 9/13/2017	
DATE: 9/13/2017	
SEAL 	
DOCUMENT NOT CONSIDERED FINAL UNLESS ALL SIGNATURES COMPLETED	

T.I.P.: R-5752

ROADWAY STANDARD DRAWING

THE FOLLOWING ROADWAY STANDARDS AS APPEAR IN "ROADWAY STANDARD DRAWINGS" - PROJECT SERVICES UNIT - N.C. DEPARTMENT OF TRANSPORTATION - RALEIGH, N.C., DATED JANUARY 2012 ARE APPLICABLE TO THIS PROJECT AND BY REFERENCE HEREBY ARE CONSIDERED A PART OF THESE PLANS:

STD. NO.	TITLE
901.10	TYPE 'A' SIGNS
901.20	TYPE 'B' SIGNS
901.50	ARROWS AND SHIELDS
901.70	SIGN STRINGERS AND SUPPORT SPACING
901.80	SIGN MOUNTING DETAILS - FOR TYPE A AND TYPE B SIGNS
903.10	GROUND MOUNTED SIGN SUPPORTS (EXCEPT 1 OF 3 WHICH IS REPLACED BY SIGN-2A AND 2 OF 3 WHICH IS REPLACED BY SIGN-2B)
904.10	ORIENTATION OF GROUND MOUNTED SIGNS
904.20	SECONDARY SIGN MOUNTING
904.30	SUPPLEMENTAL SIGN MOUNTING
904.40	MILEPOST AND PLACEMENT (REPLACED BY SIGN-2C)
904.50	MOUNTING OF TYPE 'D', 'E' AND 'F' SIGNS ON 'U' CHANNEL POSTS
1264.01	OBJECT MARKERS TYPES
1264.02	OBJECT MARKERS INSTALLATION

SUMMARY OF QUANTITIES

ITEM NO.	ITEM DESCRIPTION	QUANTITY	UNIT
4048000000	REINFORCED CONCRETE SIGN FOUNDATION	4	C.Y.
4054000000	PLAIN CONCRETE SIGN FOUNDATION	1	C.Y.
4060000000	SUPPORTS, BREAKAWAY STEEL BEAM	1871	LBS
4066000000	SUPPORTS, SIMPLE STEEL BEAM	1621	LBS
4072000000	SUPPORTS, 3 LB STEEL U-CHANNEL	1850	L.F.
4078000000	SUPPORTS, 2 LB STEEL U-CHANNEL	6	EA
4096000000	SIGN ERECTION, TYPE D	7	EA
4102000000	SIGN ERECTION, TYPE E	53	EA
4108000000	SIGN ERECTION, TYPE F	14	EA
4110000000	SIGN ERECTION, TYPE A (GROUND MOUNTED)	6	EA
4110000000	SIGN ERECTION, TYPE B (GROUND MOUNTED)	4	EA
4114000000	SIGN ERECTION, MILEMARKERS	6	EA
4116100000	SIGN ERECTION, RELOCATE SIGN TYPE D	2	EA
4155000000	DISPOSAL OF SIGN SYSTEM, U-CHANNEL	49	EA
4192000000	DISPOSAL OF SUPPORT, U-CHANNEL	2	EA

PAY ITEM NOTES

- SIGN ERECTION, TYPE D, E, AND F
- SIGN ERECTION, TYPE A (GROUND MOUNTED)
- SIGN ERECTION, TYPE B (GROUND MOUNTED)
- SIGN ERECTION, MILE MARKERS
- DISPOSAL OF SIGN SYSTEM, U-CHANNEL
- SIGN ERECTION, RELOCATE SIGN TYPE D
- DISPOSAL OF SUPPORT, U-CHANNEL

PROJECT NOTES

- DISPOSAL OF SIGN SYSTEM, U-CHANNEL
- SIGN ERECTION, RELOCATE SIGN TYPE D
- DISPOSAL OF SUPPORT U-CHANNEL

GENERAL NOTES


- SIGNS FURNISHED BY STATE
- ALL TYPE 'D' SIGNS SHALL BE MOUNTED ON TWO U-CHANNEL POSTS UNLESS OTHERWISE INDICATED ON THE PLANS.
- WHEN NOT STATIONED OR DIMENSIONED ON PLANS, ALL 'E' AND 'F' SIGNS SHALL BE FIELD LOCATED BY THE ENGINEER.
- ALL EXISTING SIGNS ON "U" CHANNEL POST WITHIN THE PROJECT LIMITS SHALL BE REMOVED AND DISPOSED OF UNLESS OTHERWISE NOTED ON PLANS.
- WHEN EXISTING SIGNS ARE REMOVED AND INSTALLED ON NEW SUPPORTS, THE RE-ERECTION SHALL IMMEDIATELY FOLLOW THE REMOVAL.
- THE BACKGROUND FOR TYPE E & F SIGNS SHALL BE TYPE C REFLECTIVE SHEETING.
- DO NOT BEGIN FABRICATION FOR TYPES A & B SIGNS MOUNTED ON STEEL SUPPORTS UNTIL "S" DIMENSIONS HAVE BEEN FIELD VERIFIED.
- SEE ROADWAY PLANS FOR GUARD/GUIDE RAIL DETAILS.

INDEX

SHEET NO.	DESCRIPTION
SIGN-1	TITLE SHEET
SIGN-2-2C	SUPPORT CHART AND DETAILS
SIGN-3-3A	SIGN DESIGNS TYPE E & F
	SIGNS AND MILEMARKERS SHEETS
SIGN-4-4B	SIGN DESIGNS
SIGN-5-13	EXISTING & PROPOSED SIGN DETAIL SHEETS

CONTACTS: N.C.D.O.T. SIGNING AND DELINEATION UNIT

<u>Ayman I. Alqudwah, PE</u>	SIGNING & DELINEATION REGIONAL ENGINEER
<u>D. Mitchell Eaton, PE</u>	TRANSPORTATION DESIGN ENGINEER





SEPI
ENGINEERING & CONSTRUCTION
1025 Wade Avenue
Raleigh, NC 27605
Tel: 919-789-9977
Fax: 919-789-9591
License: C-2197

**PLAN PREPARED BY:
SEPI ENGINEERING & CONSTRUCTION**

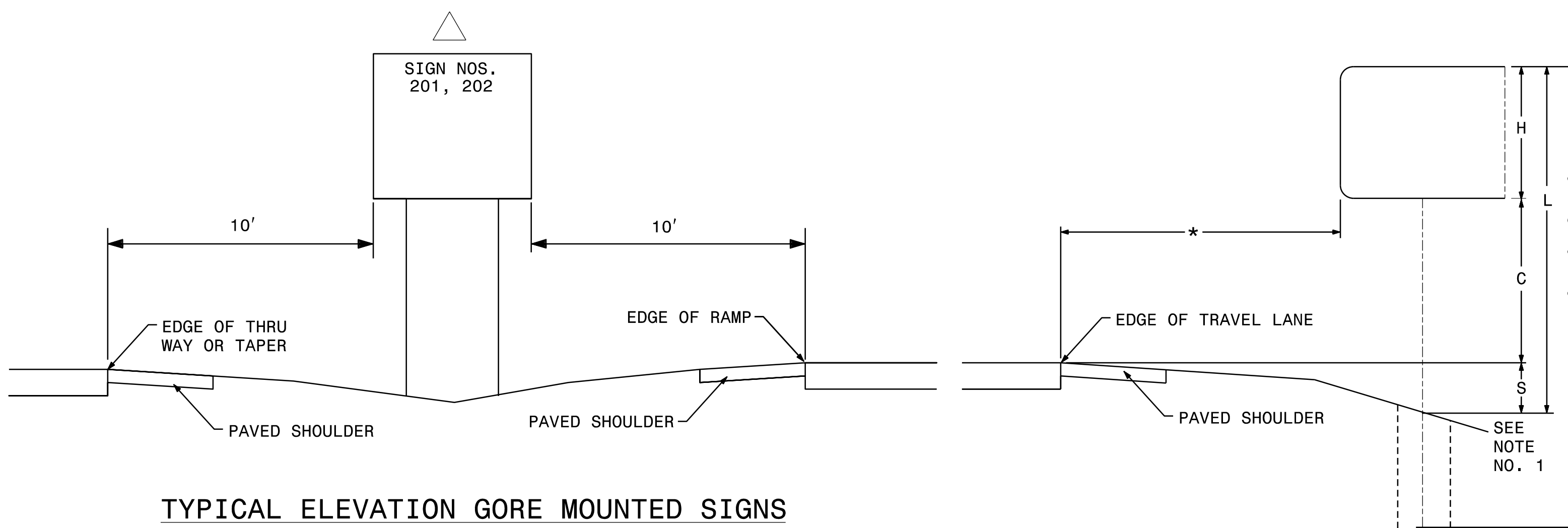
<u>Joseph Kopaskie, PE</u>	PROJECT MANAGER
<u>Tyler J. Neal, EI</u>	DESIGN ENGINEER

CONTRACT:

TIP NO. R-5752	SHEET NO. SIGN-2
APPROVED:  <small>DocuSigned by: Joseph Kapaskie 9C08EAEF88A54FA</small>	
DATE: 9/13/2017	
	
DOCUMENT NOT CONSIDERED FINAL UNLESS ALL SIGNATURES COMPLETED	

Version: 3.0 Posted: 9/14/2016

NUMBER	TYPE	SIGN SIZE (in.)			ROADWAY STATION	NUMBER OF SUPPORTS	BEAM SECTION	SUPPORT TYPE BA or S	OMNI COUPLER	ATTACHMENT METHOD	MOUNTING METHOD	HORIZONTAL CLEARANCE* (ft.)	SUPPORT SPACING	LENGTH (ft)			LEFT SUPPORT (ft)			CENTER SUPPORT (ft)			RIGHT SUPPORT (ft)			SUPPORT WEIGHTS		FOOTINGS				FIELD VERIFIED SEE NOTE 2 (mm/dd/yy)								
		w	x	h										SNS HT	MTG HT	EMBED-MENT	S	L	LENGTH	S	L	LENGTH	S	L	LENGTH	B/A (lbs.)	SIMPLE (lbs.)	DIAMETER (ft.)	DEPTH (ft.)	REINFORCED (c.y.)	PLAIN (c.y.)									
		"H"	"C"																																					
101A	B	132	x	30	-13+44 -L-	2	W8x18	S	N/A	1-R N/A	N/A N/A	18.00	10.55	6.50	7.00	4.0	4.00	17.50	21.50	0.00	0.00	0.00	8.00	21.50	25.50	0.00	846	2.0	4.5	1.05	0.00									
101B	A	216	x	78										8.00	7.00	4.0	1.00	16.00	20.00	0.00	0.00	0.00	4.00	19.00	23.00	0.00	774	2.0	4.5	1.05	0.00									
102A	B	132	x	30	33+00 -L-	2	W8x18	S	N/A	1-R N/A	N/A N/A	18.00	10.55	8.00	7.00	4.0	1.00	14.50	18.50	0.00	0.00	0.00	2.00	15.50	19.50	702.00	0	1.5	4.5	0.59	0.00									
102B	A	216	x	96										1.00	16.00	20.00	0.00	0.00	0.00	2.00	17.00	21.50	766.00	0	1.5	5	0.65	0.00												
103A	B	132	x	30	118+50	2	W6x16	BA	N/A	1-R N/A	N/A N/A	20.00	10.55	6.50	7.00	4.0	1.00	12.00	14.50	0.00	0.00	0.00	0.00	12.00	0.00	201.30	0	1.0	3	0.00	0.17									
103B	A	216	x	78										0.00	12.00	14.50	0.00	0.00	0.00	0.00	12.00	0.00	201.30	0	1.0	3	0.00	0.17												
104A	B	132	x	30	74+30 -L-	2	W6x16	BA	N/A	1-R N/A	N/A N/A	20.00	10.55	8.00	7.00	4.5	1.00	12.00	14.50	0.00	0.00	0.00	0.00	12.00	0.00	201.30	0	1.0	3	0.00	0.17									
104B	A	216	x	96										0.00	12.00	14.50	0.00	0.00	0.00	0.00	12.00	0.00	201.30	0	1.0	3	0.00	0.17												
201	A	96	x	60	40+34 -L-	2	S3x5.7	BA	N/A	N/A	N/A	Δ	4.69	5.00	7.00	2.5	0.00	12.00	14.50	0.00	0.00	0.00	0.00	12.00	0.00	201.30	0	1.0	3	0.00	0.17									
202	A	96	x	60	65+82 -L-	2	S3x5.7	BA	N/A	N/A	N/A	Δ	4.69	5.00	7.00	2.5	0.00	12.00	14.50	0.00	0.00	0.00	0.00	12.00	0.00	201.30	0	1.0	3	0.00	0.17									
																							TOTAL	1870.60	TOTAL	1620.00	TOTAL	3.34	TOTAL	0.35										
																							USE:	1871.00	1621.00	4.00	1.00													



TYPICAL ELEVATION GORE MOUNTED SIGNS

TYPICAL ELEVATION GROUND MOUNTED SIGNS


NOTES

- DIMENSION "S" REPRESENTS AN INCREASE (+), OR A DECREASE (-) IN POLE LENGTH, RELATIVE TO THE ELEVATION OF THE EDGE OF PAVEMENT.
- FIELD VERIFICATIONS SHALL BE REQUIRED FOR ALL SUPPORTS, SEE (*) ARTICLE 903-3. FABRICATORS SHALL BE AISC CERTIFIED IN CATEGORY 1, SEE (*) ARTICLE 1072-1. (*) = N.C.D.O.T. STANDARD SPECIFICATIONS FOR ROADS AND STRUCTURES.
- PLAN LOCATIONS FOR EXISTING UTILITIES ARE BASED ON THE BEST AVAILABLE INFORMATION AND, THEREFORE MAY NOT BE PRECISELY ACCURATE. THEREFORE, IT IS INCUMBENT UPON THE CONTRACTOR TO DETERMINE THE EXACT LOCATION OF UTILITIES BEFORE BEGINNING WORK IN A LOCATION.

8/7/2017 11:51:10 AM Signing Plans \SIGN-2.dgn

SEPI
ENGINEERING & CONSTRUCTION
1025 Wade Avenue
Raleigh, NC 27605
Tel: 919-789-9977
Fax: 919-789-9591
License: C-2197

**TYPE "A" AND TYPE "B"
GROUND MOUNTED SIGNS**

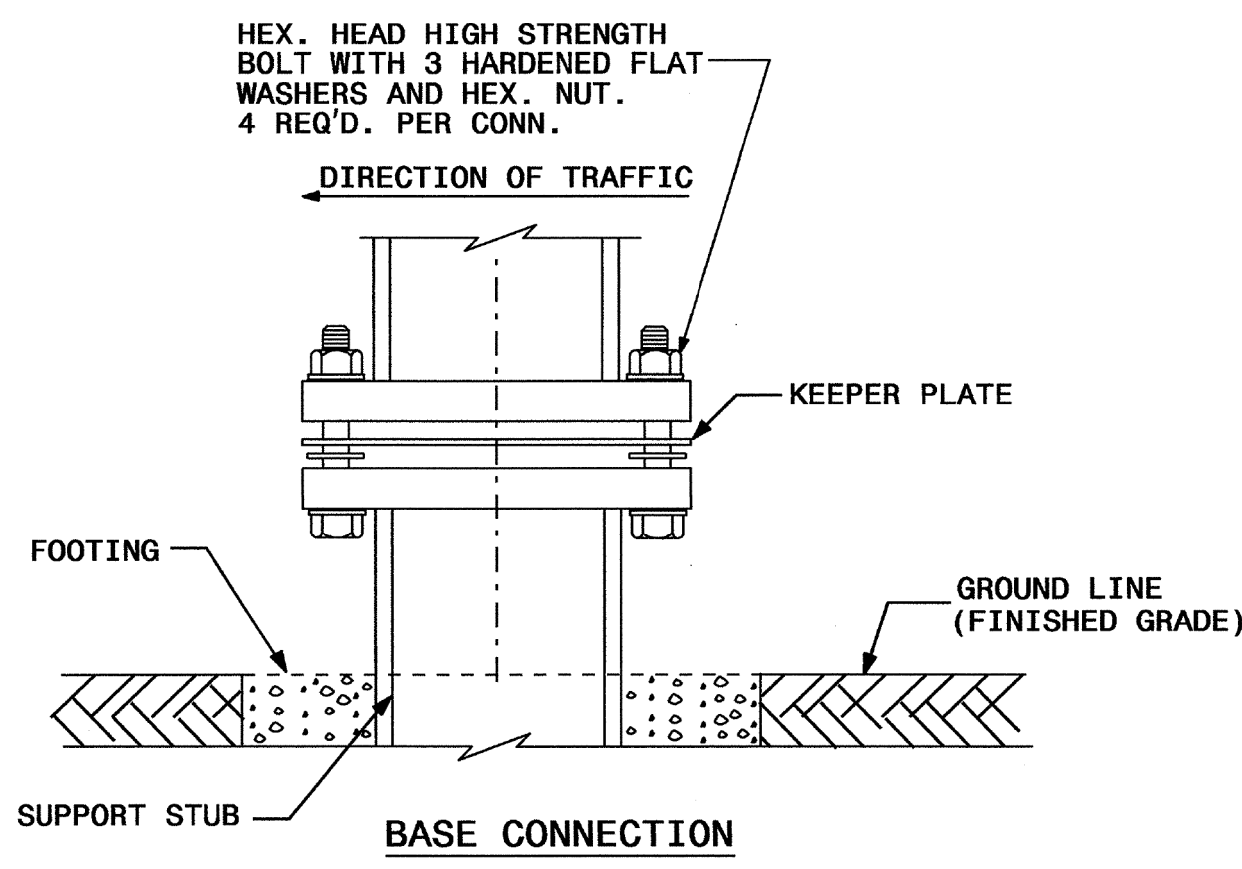
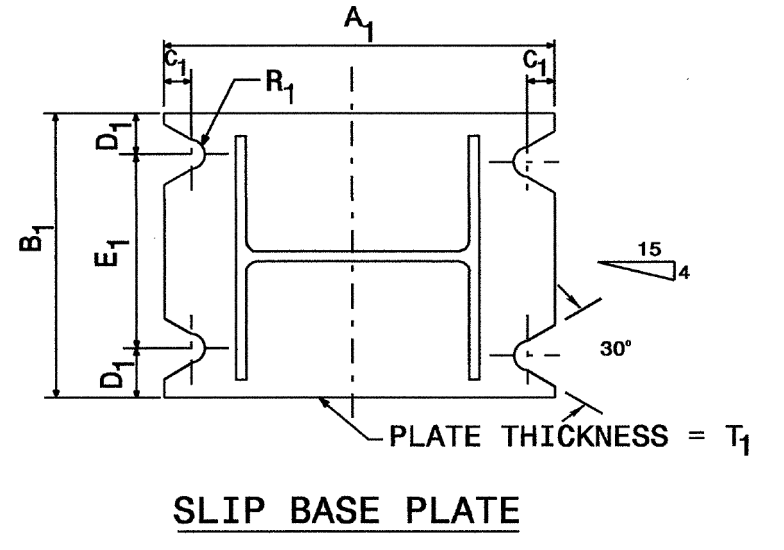
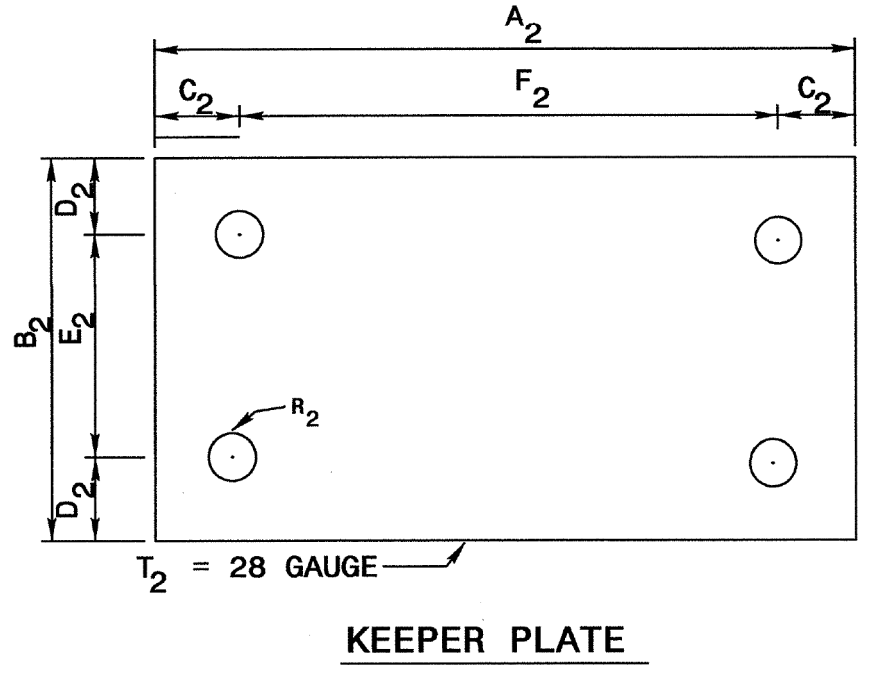
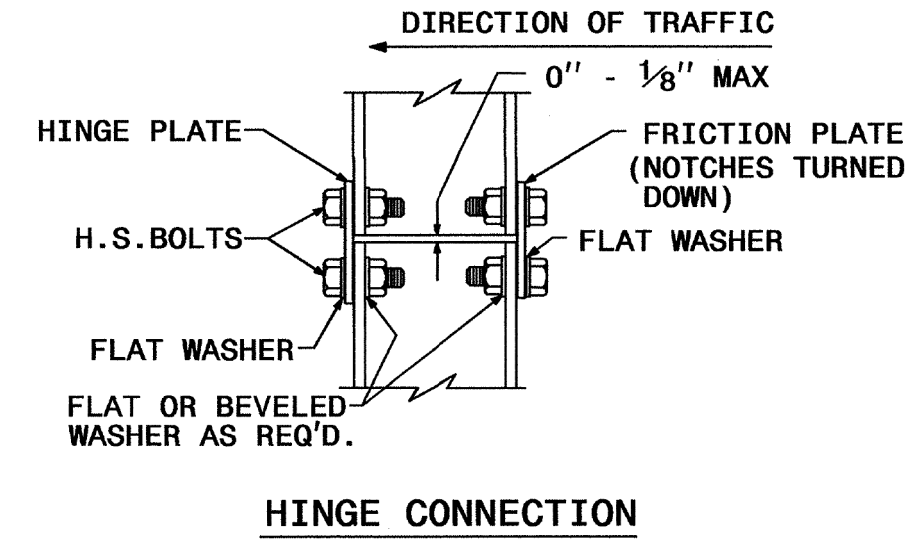
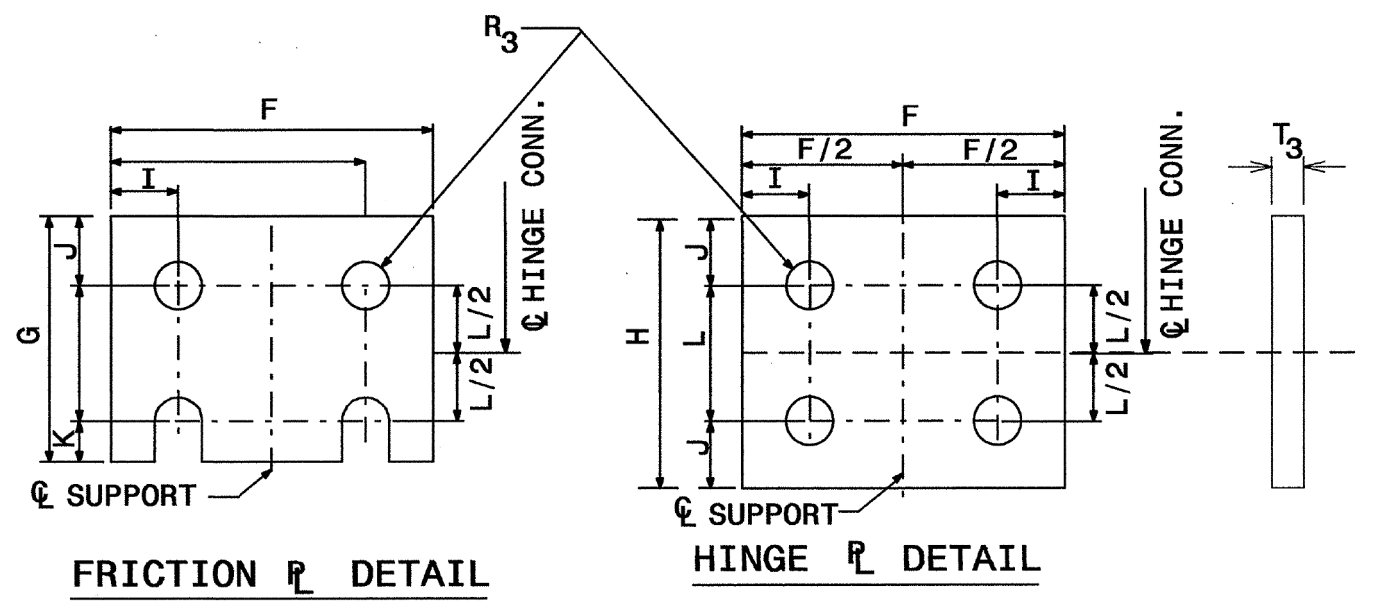
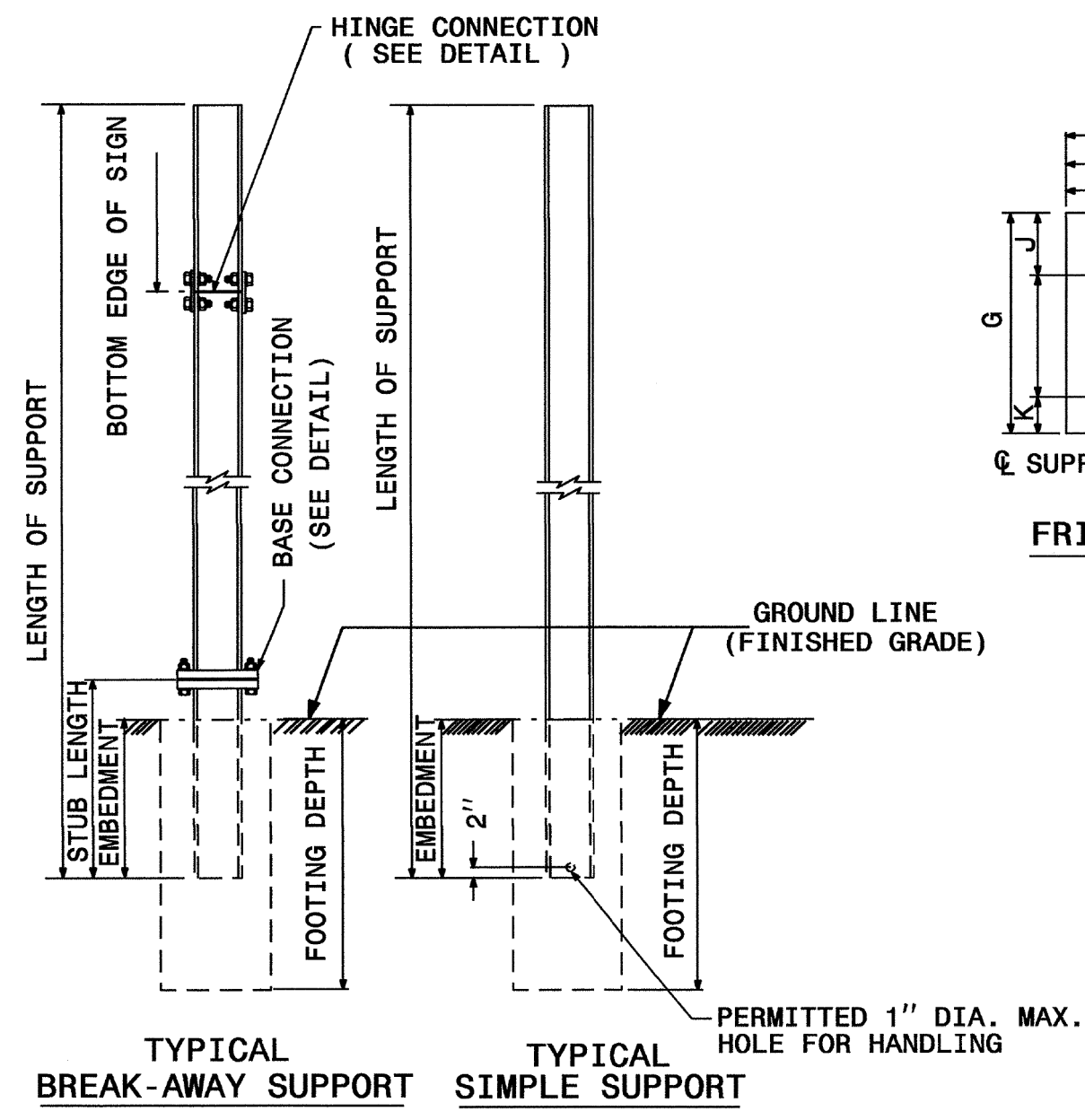
TIP NO. R - 5752	SHEET NO. SIGN - 2A
Approved by: <i>Joseph Kopaske</i> BCDREAEFB0A54FA... DATE: 9/13/2017	
SEAL 	
DOCUMENT NOT CONSIDERED FINAL UNLESS ALL SIGNATURES COMPLETED	

STATE OF NORTH CAROLINA
DEPT. OF TRANSPORTATION
DIVISION OF HIGHWAYS
RALEIGH, N.C.

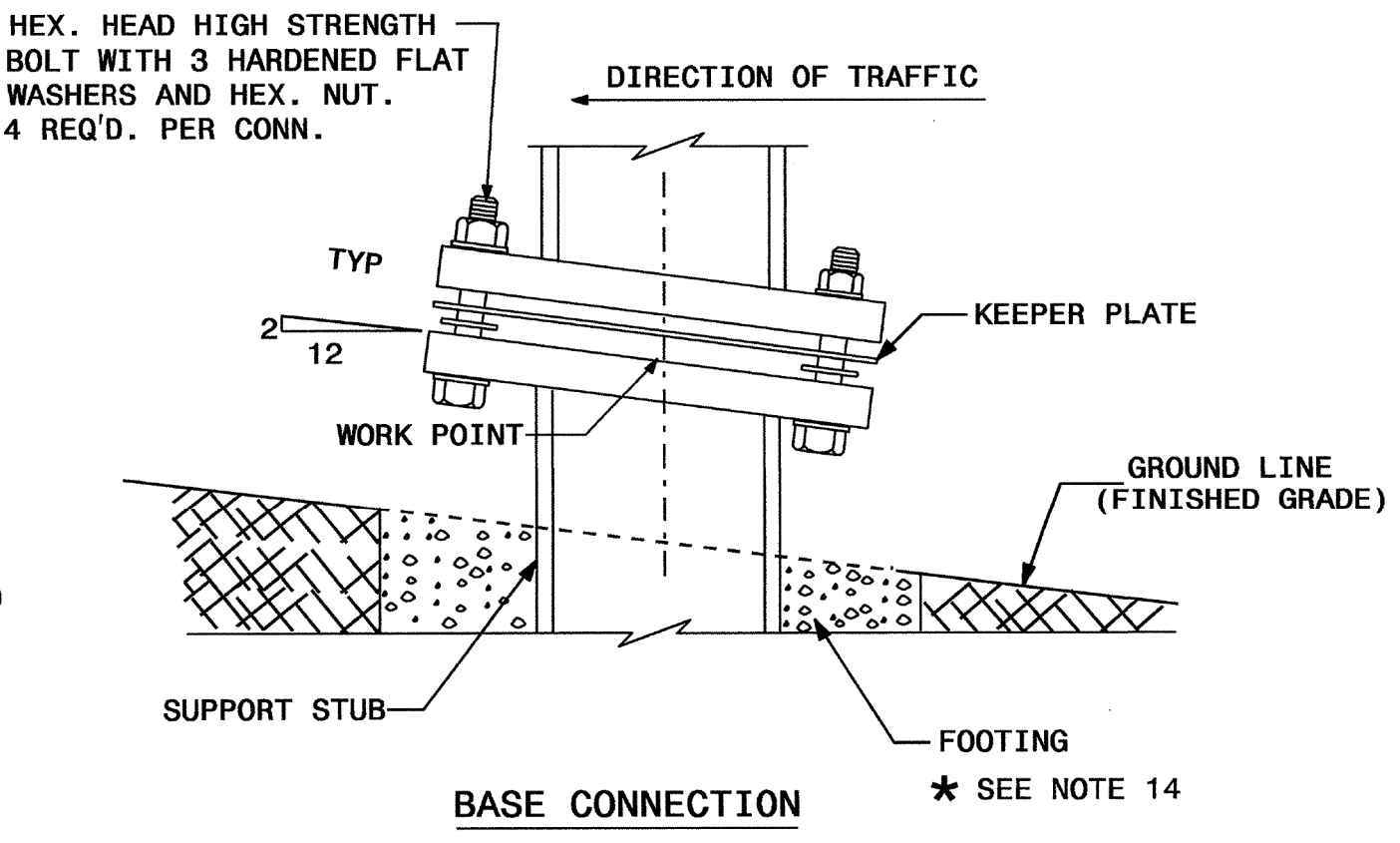
1-12

ENGLISH STANDARD DRAWING FOR
GROUND MOUNTED SIGN SUPPORTS

SHEET 1 OF 3
903D10



SEE SHEET 2 OF 3 FOR
BASE CONNECTION DATA
HINGE CONNECTION DATA
& FOUNDATION DATA.
SEE SHEET 3 OF 3 FOR
GENERAL NOTES.




STATE OF NORTH CAROLINA
DEPT. OF TRANSPORTATION
DIVISION OF HIGHWAYS
RALEIGH, N.C.

1-12

ENGLISH STANDARD DRAWING FOR
GROUND MOUNTED SIGN SUPPORTS

SHEET 1 OF 3
903D10

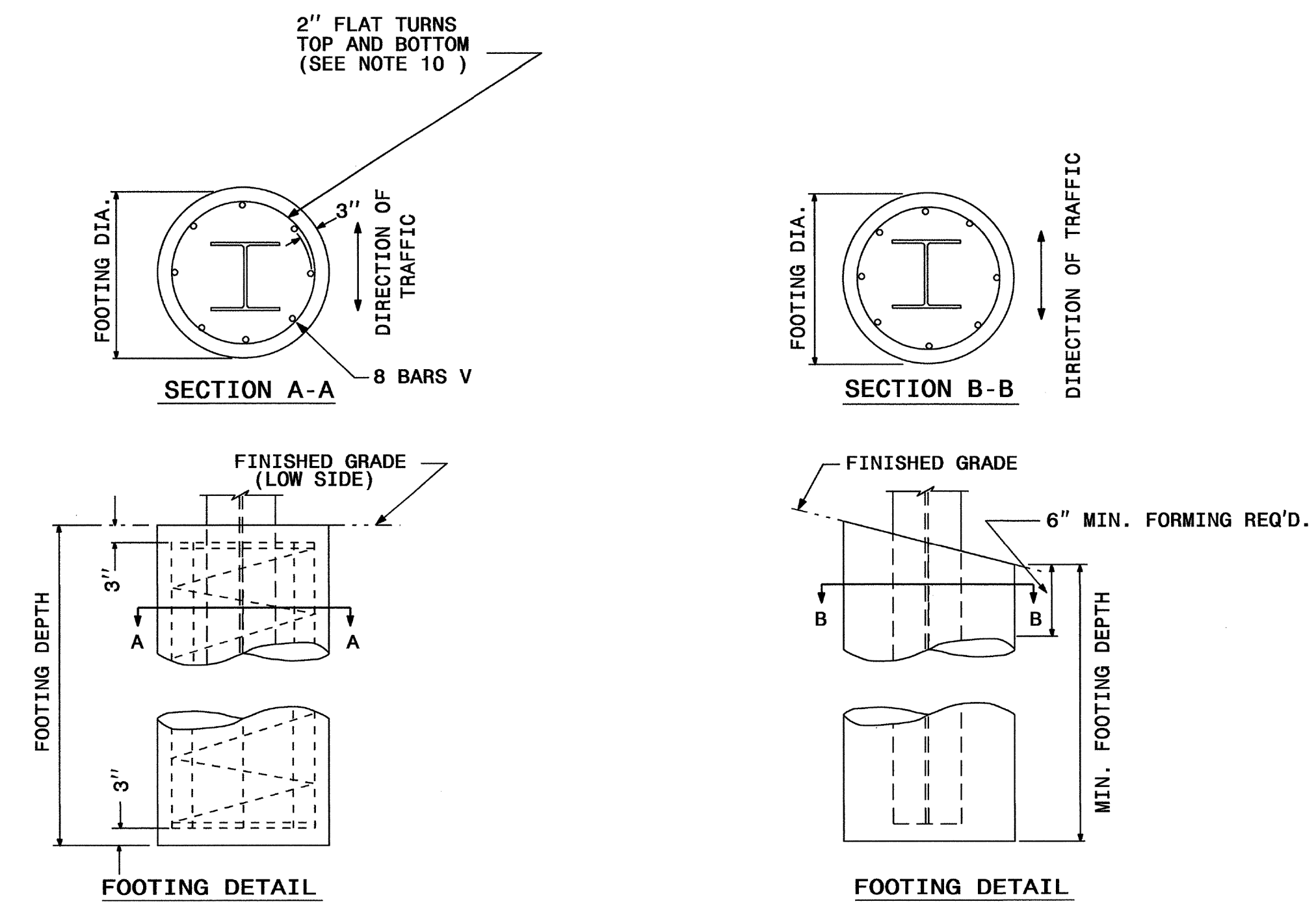
TIP NO. R - 5752	SHEET NO. SIGN - 2B
APPROVED <i>Joseph Kopaske</i> 9/13/2017 DATE:	
SEAL 	
DOCUMENT NOT CONSIDERED FINAL UNLESS ALL SIGNATURES COMPLETED	

STATE OF NORTH CAROLINA
 DEPT. OF TRANSPORTATION
 DIVISION OF HIGHWAYS
 RALEIGH, N.C.

ENGLISH DETAIL DRAWING FOR
GROUND MOUNTED SIGN SUPPORTS

SHEET 2 OF 3
903D10

BEAM SHAPE	BOLT SIZE	SLIP BASE PLATE DATA							KEEPER PLATE DATA							HINGE CONNECTION DATA							BREAK AWAY SUPPORT WEIGHT CONSTANT LBS.			
		A ₁	B ₁	C ₁	D ₁	E ₁	T ₁	R ₁	A ₂	B ₂	C ₂	D ₂	E ₂	R ₂	T ₂	BOLT SIZE	F	G	H	I	J	K		L	R ₃	T ₃
S3X5.7	1/2" DIA. X 3/4"	7"	4"	1"	3/4"	2 1/2"	1"	3/32"	7"	4"	1"	3/4"	2 1/2"	3/32"	28 GAUGE	1/2" DIA. X 1 3/4"	2 1/4"	3 1/2"	4"	1 1/2"	1"	1 1/2"	2"	3/32"	3/8"	18
S4X7.7	1/2" DIA. X 3/4"	8"	4"	1"	3/4"	2 1/2"	1"	3/32"	8"	4"	1"	3/4"	2 1/2"	3/32"	28 GAUGE	1/2" DIA. X 1 3/4"	2 5/8"	3 1/2"	4"	1 1/2"	1"	1 1/2"	2"	3/32"	3/8"	20
W6X9	1/2" DIA. X 3/4"	10"	5"	1"	3/4"	3 1/2"	1"	3/32"	10"	5"	1"	3/4"	3 1/2"	3/32"	28 GAUGE	1/2" DIA. X 1 3/4"	4"	3 1/2"	4"	3/4"	1"	1 1/2"	2"	3/32"	3/8"	32
W6X12	5/8" DIA. X 4"	11"	5"	1 1/4"	7/8"	3 1/4"	1 1/4"	1 1/32"	11"	5"	1 1/4"	7/8"	3 1/4"	1 1/32"	28 GAUGE	5/8" DIA. X 2"	4"	4"	4 1/2"	3/4"	1 1/8"	5/8"	2 1/4"	1 1/32"	3/8"	39
W6X16	5/8" DIA. X 4 1/2"	12"	6"	1 1/4"	7/8"	4 1/4"	1 1/2"	1 1/32"	12"	6"	1 1/4"	7/8"	4 1/4"	1 1/32"	28 GAUGE	5/8" DIA. X 2 1/4"	4"	4"	4 1/2"	3/4"	1 1/8"	5/8"	2 1/4"	1 1/32"	1/2"	47
W8X18	5/8" DIA. X 4 1/2"	13 1/2"	6 1/2"	1 1/4"	7/8"	4 3/4"	1 1/2"	1 1/32"	13 1/2"	6 1/2"	1 1/4"	7/8"	4 3/4"	1 1/32"	28 GAUGE	5/8" DIA. X 2 1/4"	5 1/4"	4"	4 1/2"	1"	1 1/8"	5/8"	2 1/4"	1 1/32"	1/2"	70
W8X21	3/4" DIA. X 4 1/2"	14"	7"	1 1/2"	1"	5"	1 1/2"	1 3/32"	14"	7"	1 1/2"	1"	5"	1 3/32"	28 GAUGE	3/4" DIA. X 2 1/2"	5 1/4"	6"	7"	1"	1 3/4"	3/4"	3 1/2"	1 3/32"	1/2"	73
W10X22	3/4" DIA. X 4 1/2"	16"	8"	1 1/2"	1"	6"	1 1/2"	1 3/32"	16"	8"	1 1/2"	1"	6"	1 3/32"	28 GAUGE	3/4" DIA. X 2 1/2"	5 3/4"	6"	7"	1"	1 3/4"	3/4"	3 1/2"	1 3/32"	1/2"	119
W10X26	3/4" DIA. X 5 1/2"	16 1/2"	8"	1 1/2"	1"	6"	1 3/4"	1 3/32"	16 1/2"	8"	1 1/2"	1"	6"	1 3/32"	28 GAUGE	3/4" DIA. X 2 3/4"	5 3/4"	6"	7"	1"	1 3/4"	3/4"	3 1/2"	1 3/32"	5/8"	140
W12X26	3/4" DIA. X 5 1/2"	18 1/2"	9"	1 1/2"	1"	7"	1 3/4"	1 3/32"	18 1/2"	9"	1 1/2"	1"	7"	1 3/32"	28 GAUGE	3/4" DIA. X 2 3/4"	6 1/2"	6"	7"	1"	1 3/4"	3/4"	3 1/2"	1 3/32"	5/8"	176
W14X30	1" DIA. X 6"	22"	9"	2"	1 1/2"	6"	2"	1 7/32"	22"	9"	2"	1 1/2"	6"	1 7/32"	28 GAUGE	1" DIA. X 3"	6 3/4"	7"	8"	1 1/4"	2"	1"	4"	1 7/32"	5/8"	205
W16X31	1" DIA. X 6"	24"	9"	2"	1 1/2"	6"	2"	1 7/32"	24"	9"	2"	1 1/2"	6"	1 7/32"	28 GAUGE	1" DIA. X 3"	5 1/2"	7"	8"	1 1/4"	2"	1"	4"	1 7/32"	3/4"	223
W18X35	1" DIA. X 6"	25"	9"	2"	1 1/2"	6"	2"	1 7/32"	25"	9"	2"	1 1/2"	6"	1 7/32"	28 GAUGE	1" DIA. X 3"	6"	7"	8"	1 1/4"	2"	1"	4"	1 7/32"	3/4"	243
W18X40	1" DIA. X 6 1/2"	26"	9"	2"	1 1/2"	6"	2 1/4"	1 7/32"	26"	9"	2"	1 1/2"	6"	1 7/32"	28 GAUGE	1" DIA. X 3 1/2"	6"	7"	8"	1 1/4"	2"	1"	4"	1 7/32"	7/8"	278
W21X44	1" DIA. X 7"	29"	9"	2"	1 1/2"	6"	2 1/2"	1 7/32"	29"	9"	2"	1 1/2"	6"	1 7/32"	28 GAUGE	1" DIA. X 3 1/2"	6 1/2"	7"	8"	1 1/4"	2"	1"	4"	1 7/32"	7/8"	310



FOOTING DIAMETER	REINFORCEMENT	SPIRAL BAR
1'-6"	8 # 6 BARS	#3 BAR, 6" PITCH
2'	8 # 7 BARS	#3 BAR, 6" PITCH
2'-6"	8 # 9 BARS	#3 BAR, 6" PITCH
3'	8 # 11 BARS	#3 BAR, 6" PITCH
3'-6"	8 # 12 BARS	#3 BAR, 6" PITCH
4'	8 # 14 BARS	#3 BAR, 6" PITCH

* FOUNDATION DIMENSIONS ARE SHOWN IN PLANS


STATE OF NORTH CAROLINA
 DEPT. OF TRANSPORTATION
 DIVISION OF HIGHWAYS
 RALEIGH, N.C.

ENGLISH DETAIL DRAWING FOR
GROUND MOUNTED SIGN SUPPORTS

SHEET 2 OF 3
903D10

SEPI
 ENGINEERING & CONSTRUCTION
 1025 Wade Avenue
 Raleigh, NC 27605
 Tel: 919-789-9977
 Fax: 919-789-9591
 License: C-2197

**REVISED SIGNING
ROADWAY STANDARD DRAWING**

TIP NO. R - 5752	SHEET NO. SIGN - 2C
APPROVED: <i>Joseph Kopaske</i> <small>SCDREAEFR04S4FA</small> DATE: 9/13/2017	
	
DOCUMENT NOT CONSIDERED FINAL UNLESS ALL SIGNATURES COMPLETED	

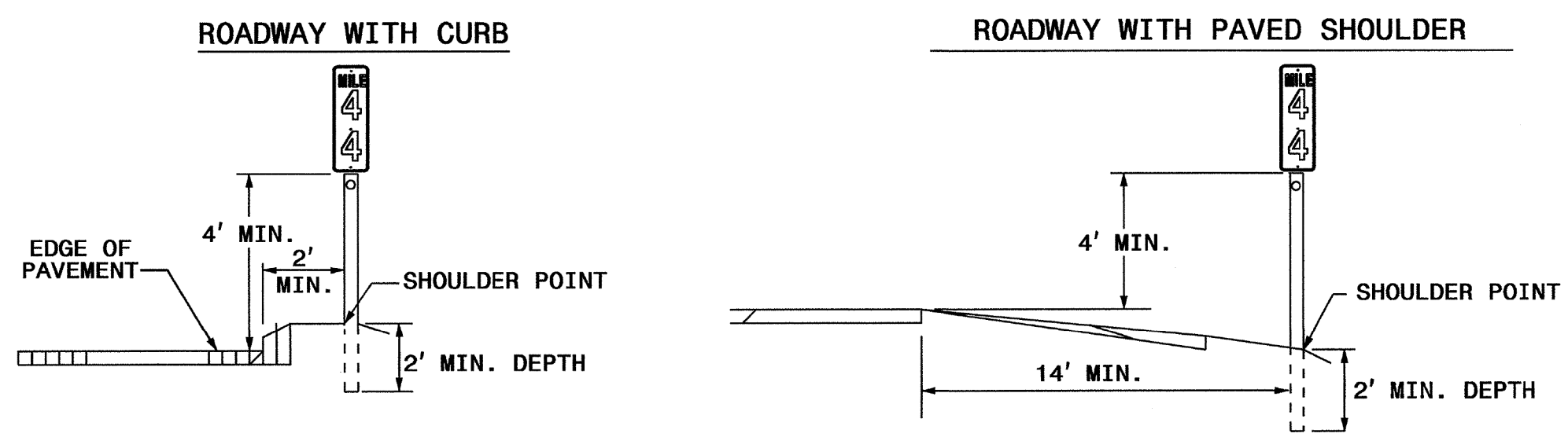
STATE OF NORTH CAROLINA
 DEPT. OF TRANSPORTATION
 DIVISION OF HIGHWAYS
 RALEIGH, N.C.

1-12

ENGLISH STANDARD DRAWING FOR
MILEPOST AND PLACEMENT

SHEET 1 OF 1
904D40

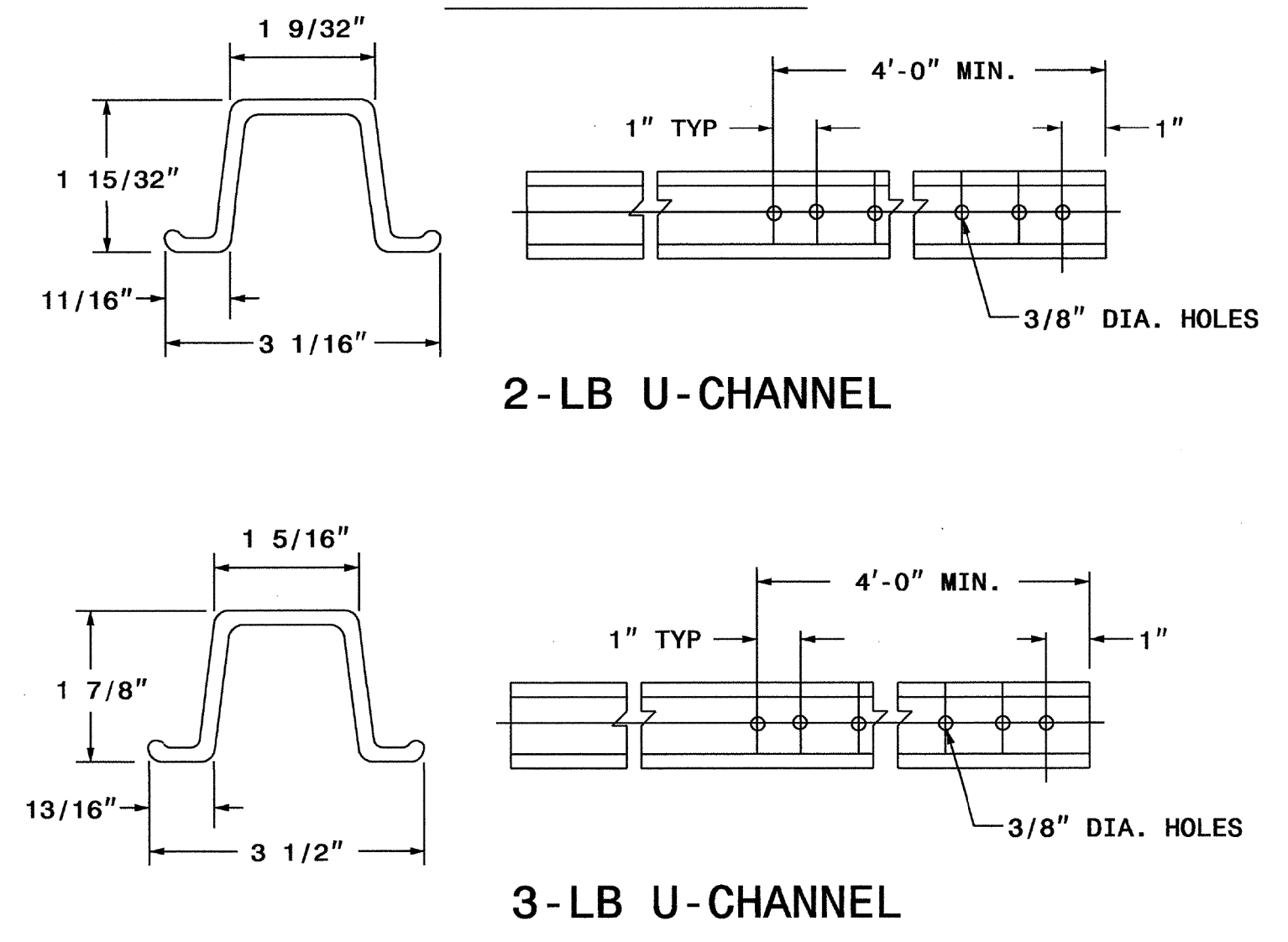
MILEPOST PLACEMENT



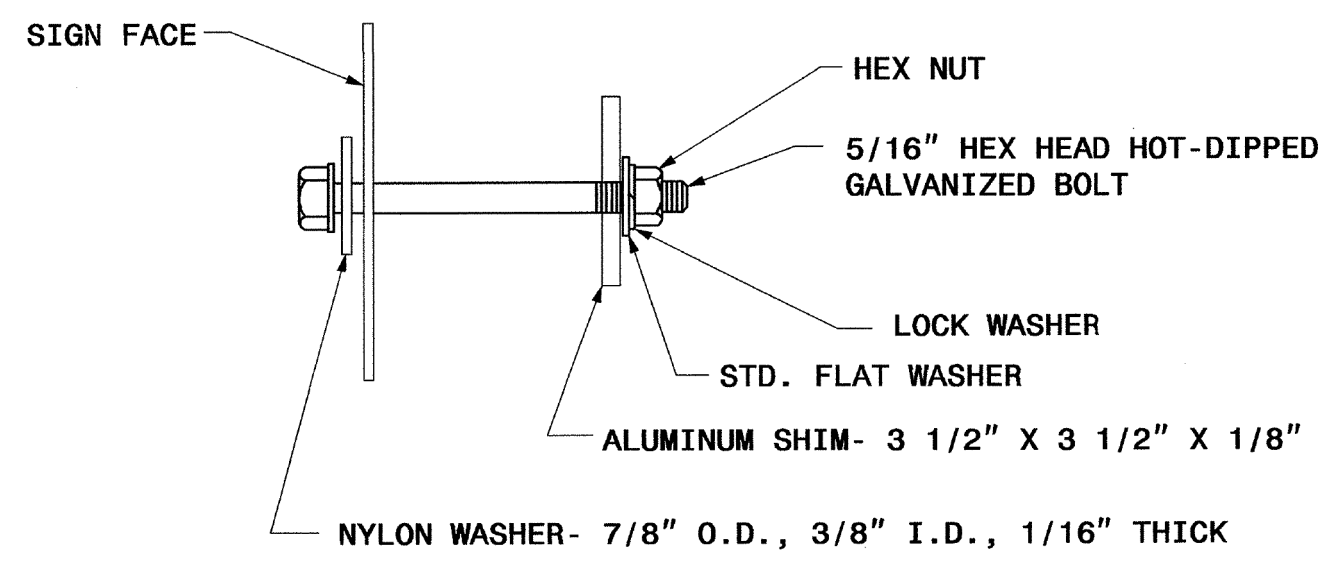
NOTES:

- A MILEPOST SIGN SHALL CONSIST OF ONE (1) 12" X 24", 12" X 36" OR 12" X 48" SIGN PANEL. AN ENHANCED REFERENCE LOCATION SIGN SHALL CONSIST OF ONE (1) 18" X 54" SIGN PANEL. AN INTERMEDIATE ENHANCED REFERENCE LOCATION SIGN SHALL CONSIST OF ONE (1) 18" X 60" SIGN PANEL.
- FABRICATE SIGNS FROM .080" SHEET ALUMINUM. EACH SIGN SHALL HAVE WHITE STUCK-ON MESSAGE AND BORDER ON GREEN BACKGROUND. MESSAGE, BORDER AND BACKGROUND TO BE REFLECTORIZED.
- MILEPOST LOCATION SIGNS REQUIRE ONE (1) 2-LB GALVANIZED STEEL U-CHANNEL POST AND ENHANCED REFERENCE LOCATION SIGNS REQUIRE ONE (1) 3-LB GALVANIZED STEEL U-CHANNEL POST. THE POST'S LENGTH MUST MEET THE REQUIREMENTS SHOWN IN THESE STANDARDS.
- POSTS SHALL BE DRIVEN. THE TOP OF POST SHALL NOT PROJECT ABOVE THE TOP OF SIGN.
- ATTACH EACH SIGN TO THE WIDE FACE (FLANGES) OF THE POST BY MEANS OF THE FOLLOWING COMBINATION- 5/16" HEX HEAD BOLT, NYLON WASHER, SHIM, FLAT WASHER, LOCK WASHER, HEX NUT. FULL CONTACT BETWEEN THE SIGN AND THE POST SHALL BE ACHIEVED. NO BUCKLING OF THE SIGN WILL BE PERMITTED.
- PLACE MILEPOST SIGNS AT THE SHOULDER POINT UNLESS THE ENGINEER DIRECTS OTHERWISE.

POST DETAILS



FASTENER




STATE OF NORTH CAROLINA
 DEPT. OF TRANSPORTATION
 DIVISION OF HIGHWAYS
 RALEIGH, N.C.


1-12

ENGLISH STANDARD DRAWING FOR
MILEPOST AND PLACEMENT

SHEET 1 OF 1
904D40

TIP NO. R-5752	SHEET NO. SIGN-3
DocuSigned by: APPROVED <i>Joseph Kapaskie</i> <small>9CDEAEF80A54FA...</small>	
DATE: 9/13/2017	
SEAL 	
DOCUMENT NOT CONSIDERED FINAL UNLESS ALL SIGNATURES COMPLETED	


401 QUANTITY REQ'D 2



36" X 48"
R2-1

TWO "U" POSTS PER SIGN


406 QUANTITY REQ'D 4



54" X 18"
R6-1 (L)

TWO "U" POSTS PER SIGN


411 QUANTITY REQ'D 2



18" X 18"
OM1-3

MOUNTED BELOW SIGN 410
IN 2 INSTALLATIONS


416 QUANTITY REQ'D 2



36" X 36"
W2-1

TWO "U" POSTS PER SIGN


402 QUANTITY REQ'D 8



36" X 36"
R1-1

TWO "U" POSTS PER SIGN


407 QUANTITY REQ'D 2



54" X 18"
R6-1 (R)

TWO "U" POSTS PER SIGN


412 QUANTITY REQ'D 2



48" X 48"
W4-1

TWO "U" POSTS PER SIGN


417 QUANTITY REQ'D 4



30" X 30"
R3-5(R)

ONE "U" POSTS PER SIGN


403 QUANTITY REQ'D 2



36" X 36" X 36"
R1-2

ONE "U" POST PER SIGN


408 QUANTITY REQ'D 4



36" X 36"
W12-1

ONE "U" POST PER SIGN


413 QUANTITY REQ'D 2



36" X 12"
R6-1 (R)

MOUNTED ABOVE SIGN 402
IN 2 INSTALLATIONS


404 QUANTITY REQ'D 4



36" X 24"
R5-1a

ONE "U" POST PER SIGN


409 QUANTITY REQ'D 4



36" X 36"
R3-4

ONE "U" POST PER SIGN


414 QUANTITY REQ'D 3



36" X 48"
R2-1

TWO "U" POSTS PER SIGN


405 QUANTITY REQ'D 4



30" X 30"
R5-1

ONE "U" POST PER SIGN


410 QUANTITY REQ'D 2



24" X 30"
R4-7

ONE "U" POST PER SIGN

415 QUANTITY REQ'D 2



48" X 48"
W3-5

TWO "U" POSTS PER SIGN

SEPI
ENGINEERING &
CONSTRUCTION

1025 Wade Avenue
Raleigh, NC 27605
Tel: 919-789-9977
Fax: 919-789-9591
License: C-2197

TYPE "E" SIGNS

8/7/2017 8:17:00 AM C:\p\eng\plans\sign-3.dgn jusef.kapaskie

APPROVED: *Joseph Kojasick*
DocuSigned by:
 9C00EAEFB9A54FA...

DATE: 9/13/2017

SEAL

**DOCUMENT NOT CONSIDERED FINAL
UNLESS ALL SIGNATURES COMPLETED**

501 514

WEST
74
1 - 36" X 18"
1 - 36" X 36"

ONE "U" POST PER SIGN

507

EAST
74
1 - 36" X 18"
1 - 36" X 36"
←
1 - 30" X 21"

ONE "U" POST PER SIGN

513

EAST
74
1 - 36" X 18"
1 - 36" X 36"
↪
1 - 30" X 21"

ONE "U" POST PER SIGN

QUANTITY REQ'D 2

MILE
219
12" X 48"

ONE "U" POST PER SIGN

502 505

JCT
74
1 - 21" X 15"
1 - 24" X 24"

ONE "U" POST PER SIGN

508 511

EAST
74
1 - 36" X 18"
1 - 36" X 36"

ONE "U" POST PER SIGN

QUANTITY REQ'D 2

MILE
220
12" X 48"

ONE "U" POST PER SIGN

503

WEST EAST
74 74
1 - 24" X 12"
2 - 24" X 24"
↑ →
2 - 21" X 15"

TWO "U" POSTS PER SIGN

509

TO
WEST EAST
74 74
1 - 24" X 12"
2 - 24" X 12"
2 - 24" X 24"
→ →
2 - 21" X 15"

TWO "U" POSTS PER SIGN

QUANTITY REQ'D 2

MILE
221
12" X 48"

ONE "U" POST PER SIGN

504

WEST
74
1 - 36" X 18"
1 - 36" X 36"
←
1 - 30" X 21"

ONE "U" POST PER SIGN

510

WEST
74
1 - 36" X 18"
1 - 36" X 36"
↪
1 - 30" X 21"

ONE "U" POST PER SIGN

506

EAST WEST
74 74
2 - 24" X 12"
2 - 24" X 24"
↑ →
2 - 21" X 15"

TWO "U" POSTS PER SIGN

512

TO
EAST WEST
74 74
1 - 24" X 12"
2 - 24" X 12"
2 - 24" X 24"
→ →
2 - 21" X 15"

TWO "U" POSTS PER SIGN

SEPI ENGINEERING & CONSTRUCTION
 1025 Wade Avenue
 Raleigh, NC 27605
 Tel: 919-789-9977
 Fax: 919-789-9591
 License: C-2197

**TYPE "F" SIGNS
AND MILEMARKERS**

8/7/2017 8:47:10 AM C:\p\eng\plans\sign-3a.dgn
jkojasick


APPROVED: *Joseph Kopaske*
9CDDEAEF80A54FA...
 DATE: 9/13/2017

SEAL



**DOCUMENT NOT CONSIDERED FINAL
UNLESS ALL SIGNATURES COMPLETED**

SIGN NUMBER: 101B, 103B TYPE: A QUANTITY: 2 SIGN WIDTH: 18'-0" HEIGHT: 6'-6" TOTAL AREA: 117.0 Sq.Ft. BORDER TYPE: FLUSH RECESS: 0" WIDTH: 2" RADII: 9" NO. Z BARS: 2 LENGTH: 208.0	BACKG COLOR: Green COPY COLOR: White SYMBOL X Y WID HT	DESIGN BY: JBK PROJECT ID: R-5752 CHECKED BY: TJN LOCATION: Robeson County Dec 14, 2016 DIV: 06
--	--	--



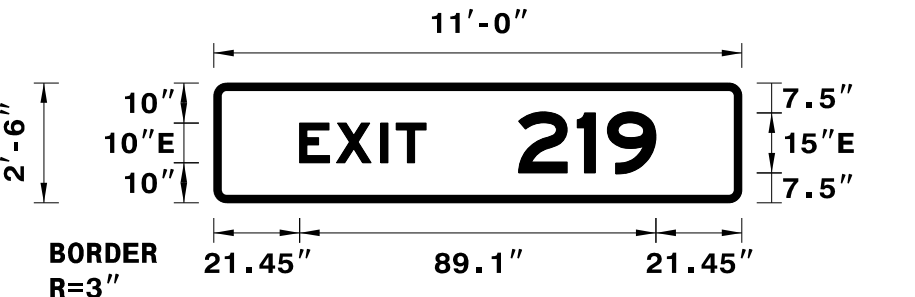
Spacing Factor is 1 unless specified otherwise

LETTER POSITIONS

Letter spacings are to start of next letter													Series/Size	Text Length		
B	r	o	a	d	r	i	d	g	e	R	d		EM 2000	178.7		
18.6	17.4	10.4	14.4	15.5	17	11.8	8.2	15.5	15.5	10.6	16	15.8	10.6	18.6		
1	M	I	L	E											E 2000	52.6
81.7	4.5	15	12	4.4	9.2	7.5	81.7									

FILENAME: Sign Designs NORTH CAROLINA D.O.T. SIGN DETAIL

SIGN NUMBER: 101A, 102A, 103A, 104A TYPE: B QUANTITY: 4 SIGN WIDTH: 11'-0" HEIGHT: 2'-6" TOTAL AREA: 27.5 Sq.Ft. BORDER TYPE: FLUSH RECESS: 0" WIDTH: 2" RADII: 3" NO. Z BARS: 2 LENGTH: 124.0	BACKG COLOR: Green COPY COLOR: White SYMBOL X Y WID HT	DESIGN BY: JBK PROJECT ID: R-5752 CHECKED BY: TJN LOCATION: Robeson County Oct 20, 2016 DIV: 06
---	--	--



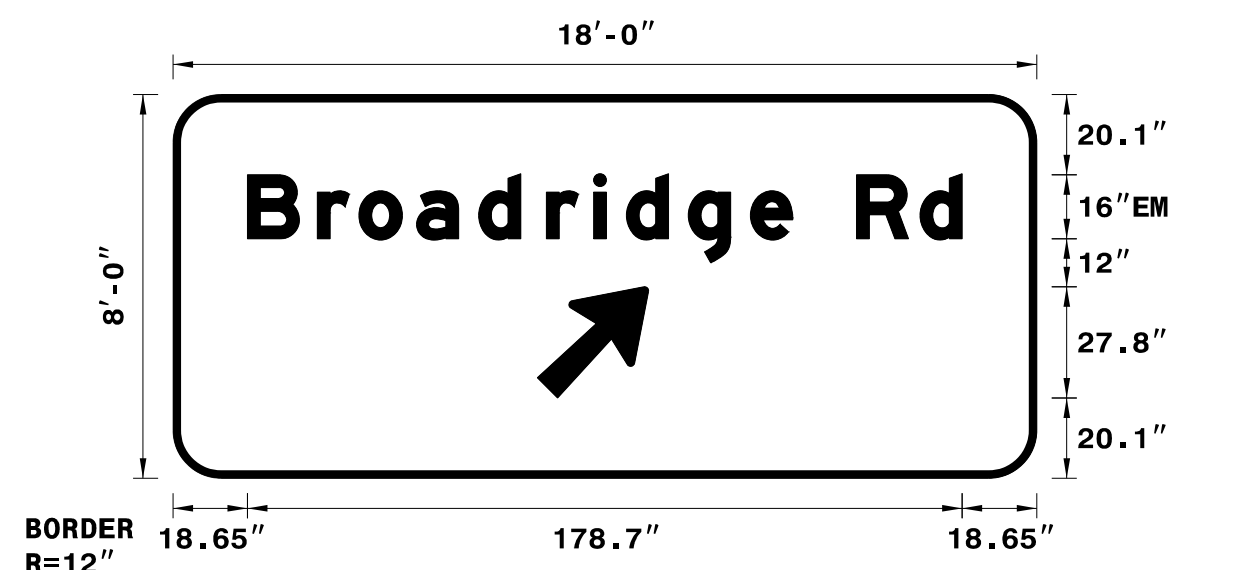
Spacing Factor is 1 unless specified otherwise

LETTER POSITIONS

Letter spacings are to start of next letter										Series/Size	Text Length
E	X	I	T							E 2000	31.6
21.5	9.2	11.1	3.8	7.5	78.9						
2	1	9								E 2000	34.4
76.2	14.7	7.5	12.2	21.5							

FILENAME: Sign Designs NORTH CAROLINA D.O.T. SIGN DETAIL

SIGN NUMBER: 102B, 104B TYPE: A QUANTITY: 2 SIGN WIDTH: 18'-0" HEIGHT: 8'-0" TOTAL AREA: 144.0 Sq.Ft. BORDER TYPE: FLUSH RECESS: 0" WIDTH: 2" RADII: 12" NO. Z BARS: 3 LENGTH: 208.0	BACKG COLOR: Green COPY COLOR: White SYMBOL X Y WID HT	DESIGN BY: JBK PROJECT ID: R-5752 CHECKED BY: TJN LOCATION: Robeson County Dec 14, 2016 DIV: 06
---	--	--



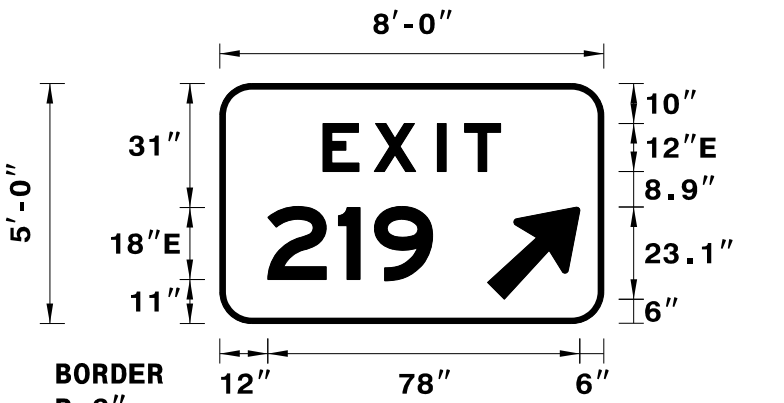
Spacing Factor is 1 unless specified otherwise

LETTER POSITIONS

Letter spacings are to start of next letter													Series/Size	Text Length		
B	r	o	a	d	r	i	d	g	e	R	d		EM 2000	178.7		
18.6	17.4	10.4	14.4	15.5	17	11.8	8.2	15.5	15.5	10.6	16	15.8	10.6	18.6		

FILENAME: Sign Designs NORTH CAROLINA D.O.T. SIGN DETAIL

SIGN NUMBER: 201, 202 TYPE: A QUANTITY: 2 SIGN WIDTH: 8'-0" HEIGHT: 5'-0" TOTAL AREA: 40.0 Sq.Ft. BORDER TYPE: FLUSH RECESS: 0" WIDTH: 1.5" RADII: 6" NO. Z BARS: 2 LENGTH: 88.0	BACKG COLOR: Green COPY COLOR: White SYMBOL X Y WID HT	DESIGN BY: JBK PROJECT ID: R-5752 CHECKED BY: TJN LOCATION: Robeson County Oct 20, 2016 DIV: 06
---	--	--



Spacing Factor is 1 unless specified otherwise
Spacing Factor for EXIT is 2.25

LETTER POSITIONS

Letter spacings are to start of next letter										Series/Size	Text Length
E	X	I	T							E 2000	44.4
25.8	12.8	15.8	6.8	9	25.8						
2	1	9								E 2000	41.2
12	17.6	9	14.6	42.8							

FILENAME: Sign Designs NORTH CAROLINA D.O.T. SIGN DETAIL

8/7/2017 8:53:10 AM C:\Signing Plans\SIGN-4.dgn

SEPI
 ENGINEERING & CONSTRUCTION
 1025 Wade Avenue
 Raleigh, NC 27605
 Tel: 919-789-9977
 Fax: 919-789-9591
 License: C-2197

SIGN DESIGNS

APPROVED: *Joseph Kopaske*
—SCDREAEB0A54FA—
 DATE: 9/13/2017



**DOCUMENT NOT CONSIDERED FINAL
 UNLESS ALL SIGNATURES COMPLETED**

SIGN NUMBER: 301 TYPE: D QUANTITY: 1 SIGN WIDTH: 8'-0" HEIGHT: 3'-0" TOTAL AREA: 24.0 Sq.Ft. BORDER TYPE: FLUSH RECESS: 0" WIDTH: 1" RADII: 3" NO. Z BARS: LENGTH:	BACKG COLOR: Green COPY COLOR: White SYMBOL X Y WID HT AR_Type D MAT'L: 0.125" (3.2 mm) ALUMINUM	DESIGN BY: JBK PROJECT ID: R-5752 CHECKED BY: TJN LOCATION: Robeson County Dec 14, 2016 DIV: 06
--	--	--

Spacing Factor is 1 unless specified otherwise

LETTER POSITIONS

Letter spacings are to start of next letter													Series/Size			
													Text Length			
A	n	d	r	e	w	J	a	c	k	s	o	n	D 2000			
6	7.8	5.9	6.4	3.7	5.2	9	7	6.5	5.8	5.8	5.6	4.5	6.2	4.7	6	84
H	i	g	h	w	a	y	D 2000									
26.6	7.2	2.6	6.4	5.6	9.6	5.4	6	26.6	42.8							

FILENAME: Sign Designs NORTH CAROLINA D.O.T. SIGN DETAIL

SIGN NUMBER: 303 TYPE: D QUANTITY: 1 SIGN WIDTH: 8'-0" HEIGHT: 3'-0" TOTAL AREA: 24.0 Sq.Ft. BORDER TYPE: FLUSH RECESS: 0" WIDTH: 1" RADII: 3" NO. Z BARS: LENGTH:	BACKG COLOR: Green COPY COLOR: White SYMBOL X Y WID HT AR_Type D MAT'L: 0.125" (3.2 mm) ALUMINUM	DESIGN BY: JBK PROJECT ID: R-5752 CHECKED BY: TJN LOCATION: Robeson County Dec 14, 2016 DIV: 06
--	--	--

Spacing Factor is 1 unless specified otherwise

LETTER POSITIONS

Letter spacings are to start of next letter													Series/Size		
													Text Length		
O	r	r	u	m	D 2000										
44.9	7.3	4	3.9	6.3	7.9	21.7	29.4								
M	i	d	d	l	e	S	c	h	o	o	l	D 2000			
23.2	8	2.6	6.1	6.4	2.6	4.7	6	6.3	5.8	5.9	5.8	6.2	1.3	5.2	67.6

FILENAME: Sign Designs NORTH CAROLINA D.O.T. SIGN DETAIL

SIGN NUMBER: 302 TYPE: D QUANTITY: 1 SIGN WIDTH: 8'-0" HEIGHT: 3'-0" TOTAL AREA: 24.0 Sq.Ft. BORDER TYPE: FLUSH RECESS: 0" WIDTH: 1" RADII: 3" NO. Z BARS: LENGTH:	BACKG COLOR: Green COPY COLOR: White SYMBOL X Y WID HT AR_Type D MAT'L: 0.125" (3.2 mm) ALUMINUM	DESIGN BY: JBK PROJECT ID: R-5752 CHECKED BY: TJN LOCATION: Robeson County Dec 14, 2016 DIV: 06
--	--	--

Spacing Factor is 1 unless specified otherwise

LETTER POSITIONS

Letter spacings are to start of next letter													Series/Size		
													Text Length		
O	r	r	u	m	D 2000										
26.9	7.3	4	3.9	6.3	7.9	39.7	29.4								
M	i	d	d	l	e	S	c	h	o	o	l	D 2000			
5.2	8	2.6	6.1	6.4	2.6	4.7	6	6.3	5.8	5.9	5.8	6.2	1.3	23.2	67.6

FILENAME: Sign Designs NORTH CAROLINA D.O.T. SIGN DETAIL

SIGN NUMBER: M5-1 TYPE: M5-1 QUANTITY: 2 SIGN WIDTH: 2'-6" HEIGHT: 1'-9" TOTAL AREA: 4.375 Sq.Ft. BORDER TYPE: FLUSH RECESS: 0.375" WIDTH: 0.625" RADII: 1.125" NO. Z BARS: LENGTH:	BACKG COLOR: White COPY COLOR: Black SYMBOL X Y WID HT U_Turn MAT'L: 0.125" (3.2 mm) ALUMINUM	DESIGN BY: JBK PROJECT ID: R-5752 CHECKED BY: JWJ LOCATION: Robeson County Oct 07, 2016 DIV: 06
---	---	--

Spacing Factor is 1 unless specified otherwise

LETTER POSITIONS

Letter locations are panel edge to lower left corner													Series/Size
													Text Length

FILENAME: Sign Designs NORTH CAROLINA D.O.T. SIGN DETAIL

8/7/2017 8:53am Sign Designs\SIGN-4A.dgn

APPROVED: *Joseph Kopaske*
—SCDREAEB0454FA—
 DATE: 9/13/2017



**DOCUMENT NOT CONSIDERED FINAL
 UNLESS ALL SIGNATURES COMPLETED**

SIGN NUMBER: 304 TYPE: D QUANTITY: 1 SIGN WIDTH: 6'-0" HEIGHT: 2'-6" TOTAL AREA: 15.0 Sq.Ft. BORDER TYPE: FLUSH RECESS: 0" WIDTH: 0.75" RADIUS: 3" NO. Z BARS: LENGTH:	BACKG COLOR: Green COPY COLOR: White SYMBOL X Y WID HT AR_Type D 6.7 17.8 6 9 AR_Type D 56.3 4.8 6 9	DESIGN BY: JBK PROJECT ID: R-5752 CHECKED BY: TJN LOCATION: Robeson County Dec 14, 2016 DIV: 06
---	--	--

Spacing Factor is 1.5 unless specified otherwise

LETTER POSITIONS

Letter spacings are to start of next letter											Series/Size	Text Length	
L	a	u	r	i	n	b	u	r	g			D 2000	43.1
22.2	4.4	5	5.3	3.4	2.8	5.3	4.9	5.3	3	3.6	6.7		
W	i	l	m	i	n	g	t	o	n			D 2000	43.6
6.7	6.5	2.8	2.8	7.6	2.8	4.9	4.6	3	5.1	3.5	21.7		

FILENAME: Sign Designs NORTH CAROLINA D.O.T. SIGN DETAIL

SIGN NUMBER: 306 TYPE: D QUANTITY: 1 SIGN WIDTH: 6'-0" HEIGHT: 2'-6" TOTAL AREA: 15.0 Sq.Ft. BORDER TYPE: FLUSH RECESS: 0" WIDTH: 0.75" RADIUS: 3" NO. Z BARS: LENGTH:	BACKG COLOR: Green COPY COLOR: White SYMBOL X Y WID HT AR_Type D 6.7 17.8 6 9 AR_Type D 56.3 4.8 6 9	DESIGN BY: JBK PROJECT ID: R-5752 CHECKED BY: TJN LOCATION: Robeson County Dec 14, 2016 DIV: 06
---	--	--

Spacing Factor is 1.5 unless specified otherwise

LETTER POSITIONS

Letter spacings are to start of next letter											Series/Size	Text Length	
W	i	l	m	i	n	g	t	o	n			D 2000	43.6
21.7	6.5	2.8	2.8	7.6	2.8	4.9	4.6	3	5.1	3.5	6.7		
L	a	u	r	i	n	b	u	r	g			D 2000	43.1
6.7	4.4	5	5.3	3.4	2.8	5.3	5	5.3	3	3.6	22.2		

FILENAME: Sign Designs NORTH CAROLINA D.O.T. SIGN DETAIL

SIGN NUMBER: 305 TYPE: D QUANTITY: 1 SIGN WIDTH: 6'-0" HEIGHT: 1'-6" TOTAL AREA: 9.0 Sq.Ft. BORDER TYPE: FLUSH RECESS: 0" WIDTH: 0.75" RADIUS: 1.5" NO. Z BARS: LENGTH:	BACKG COLOR: Green COPY COLOR: White SYMBOL X Y WID HT AR_Type D 7 6 6 9	DESIGN BY: JBK PROJECT ID: R-5752 CHECKED BY: TJN LOCATION: Robeson County Dec 14, 2016 DIV: 06
--	---	--

Spacing Factor is 1.5 unless specified otherwise

LETTER POSITIONS

Letter spacings are to start of next letter											Series/Size	Text Length	
L	a	u	r	i	n	b	u	r	g			D 2000	43.1
22	4.4	5	5.3	3.4	2.8	5.3	5	5.3	3	3.6	7		

FILENAME: Sign Designs NORTH CAROLINA D.O.T. SIGN DETAIL

SIGN NUMBER: 307 TYPE: D QUANTITY: 1 SIGN WIDTH: 6'-0" HEIGHT: 1'-6" TOTAL AREA: 9.0 Sq.Ft. BORDER TYPE: FLUSH RECESS: 0" WIDTH: 0.75" RADIUS: 1.5" NO. Z BARS: LENGTH:	BACKG COLOR: Green COPY COLOR: White SYMBOL X Y WID HT AR_Type D 6.7 6 6 9	DESIGN BY: JBK PROJECT ID: R-5752 CHECKED BY: TJN LOCATION: Robeson County Dec 14, 2016 DIV: 06
--	---	--


Spacing Factor is 1.5 unless specified otherwise

LETTER POSITIONS

Letter spacings are to start of next letter											Series/Size	Text Length	
W	i	l	m	i	n	g	t	o	n			D 2000	43.6
21.7	6.5	2.8	2.8	7.7	2.8	4.9	4.6	3	5.1	3.5	6.7		

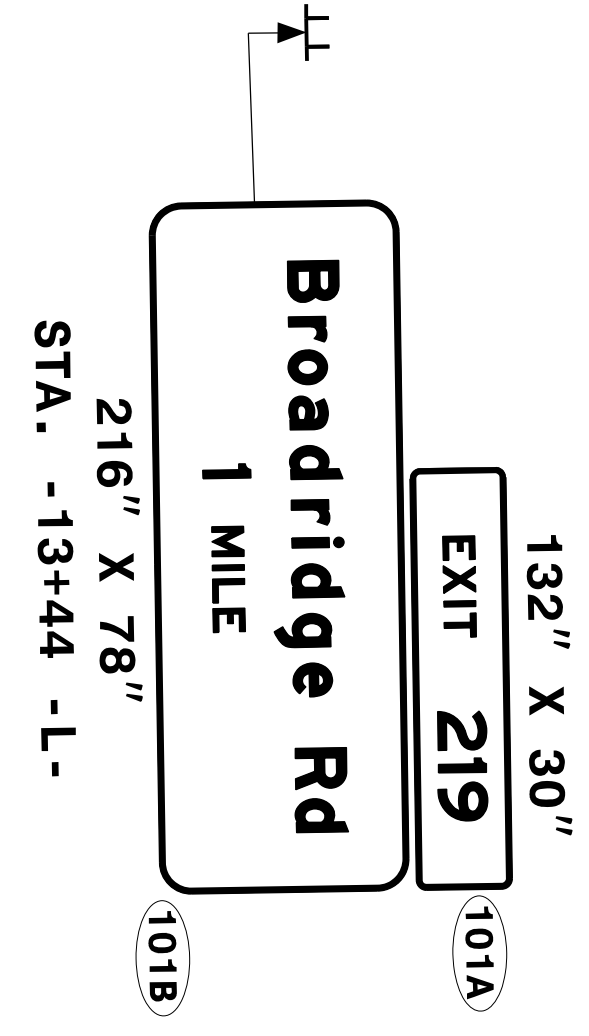

FILENAME: Sign Designs NORTH CAROLINA D.O.T. SIGN DETAIL

8/7/2017 8:51:00 AM \\signing\Plans\SIGN-4B.dgn USER:jkopaske



**DOCUMENT NOT CONSIDERED FINAL
 UNLESS ALL SIGNATURES COMPLETED**

NAD 83/NA 2011




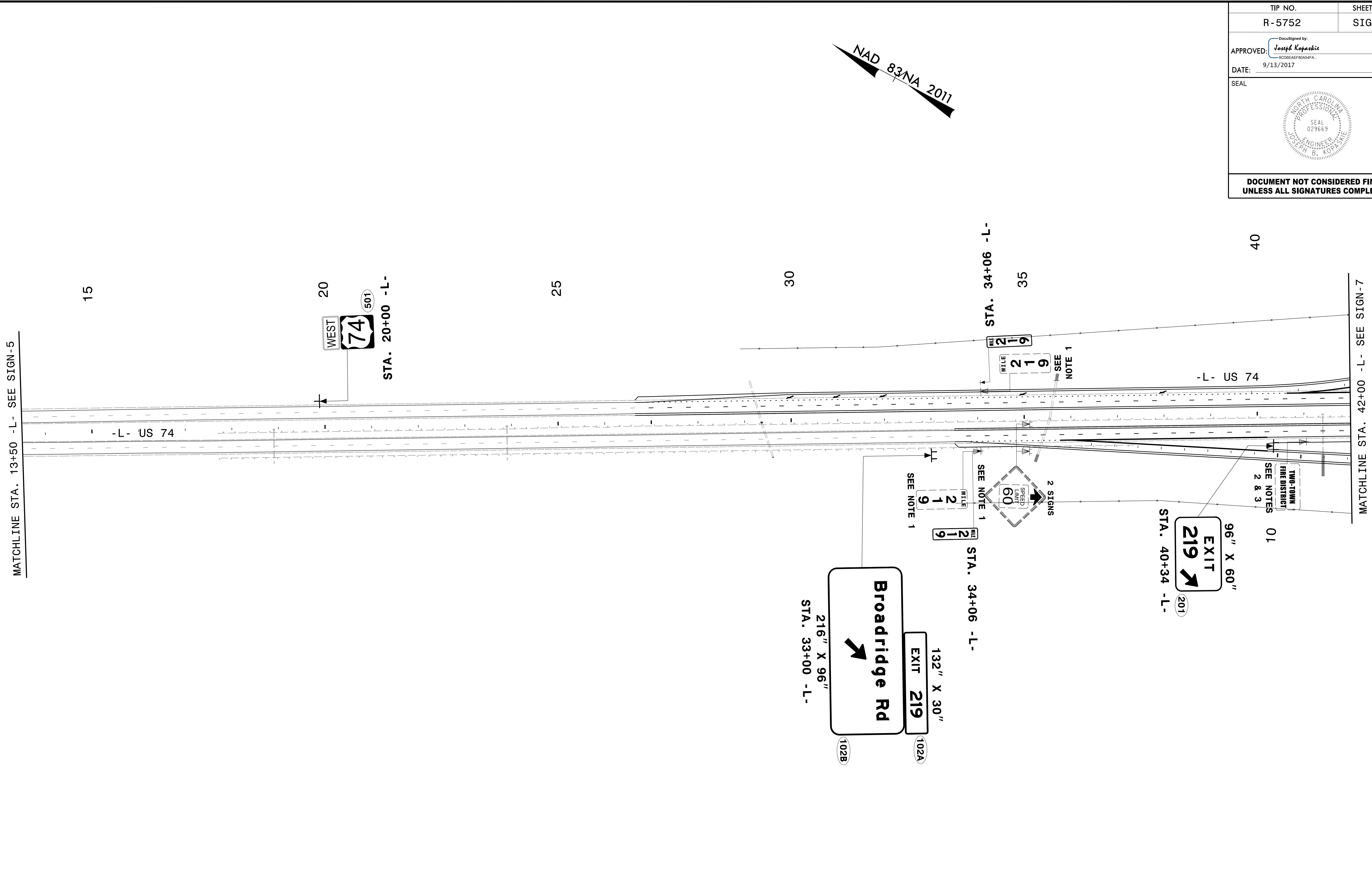
8/7/2017
 I:\Spring_Plane\SIGN-5.dgn
 JSEB

SEPI
 ENGINEERING &
 CONSTRUCTION

1025 Wade Avenue
 Raleigh, NC 27605
 Tel: 919-789-9977
 Fax: 919-789-9591
 License: C-2197

PROPOSED SIGNING DETAIL

TIP NO. R-5752	SHEET NO. SIGN-6
APPROVED: <i>Joseph Kopaske</i> <small>DocuSigned by: 9C9EAEF80A54FA...</small>	
DATE: 9/13/2017	
SEAL 	
DOCUMENT NOT CONSIDERED FINAL UNLESS ALL SIGNATURES COMPLETED	



- NOTES:**
1. DISPOSAL OF SIGN SYSTEM, U-CHANNEL
 2. SIGN ERECTION, RELOCATE SIGN TYPE D
 3. DISPOSAL OF SUPPORT U-CHANNEL

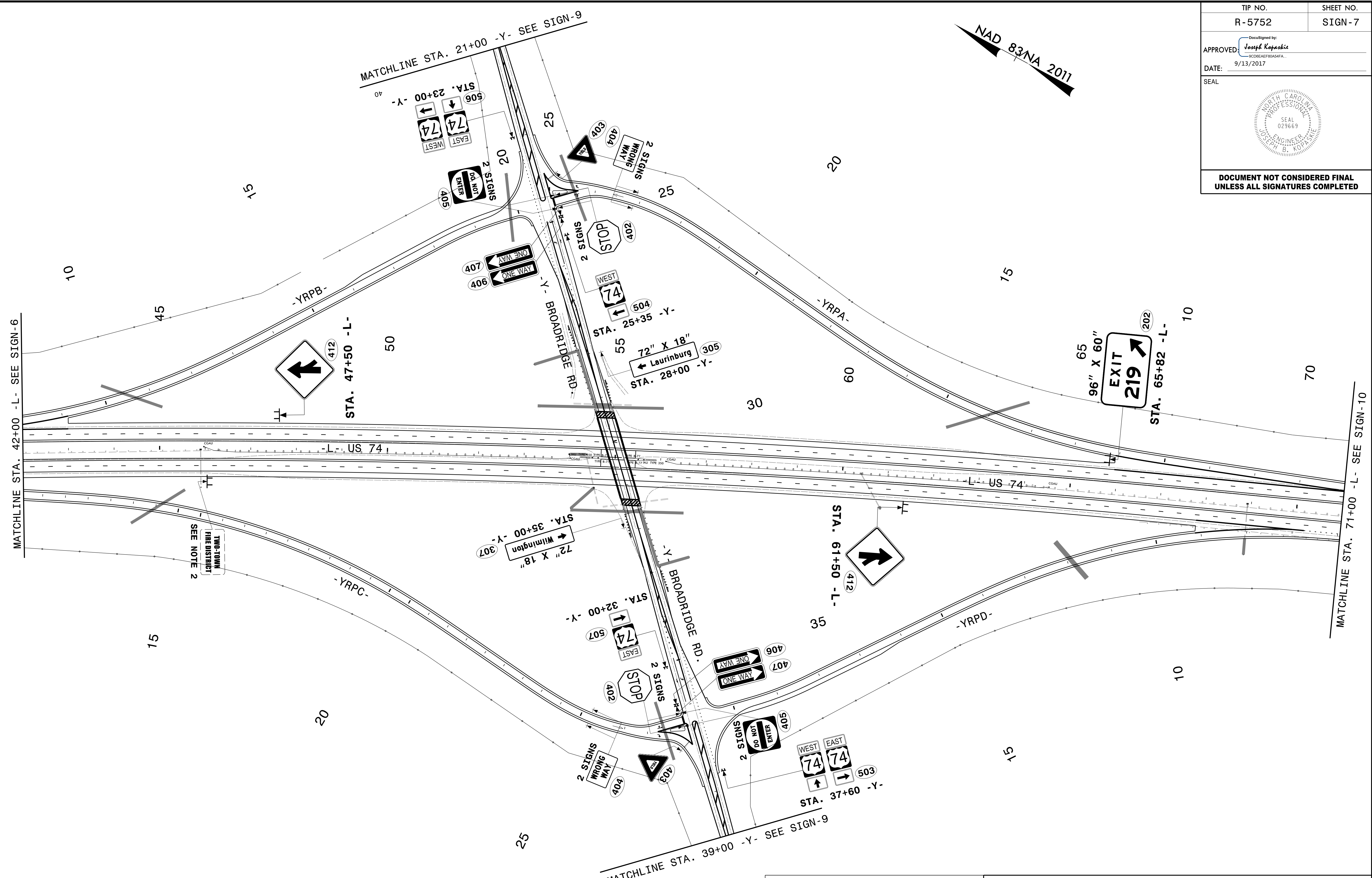
8/7/2017
8:\Working Plans\SIGN-6.dgn
JES

SEPI
ENGINEERING & CONSTRUCTION

1025 Wade Avenue
Raleigh, NC 27605
Tel: 919-789-9977
Fax: 919-789-9591
License: C-2197

**PROPOSED AND EXISTING
SIGNING DETAIL**

TIP NO. R-5752	SHEET NO. SIGN-7
Approved by: <i>Joseph Koparick</i> PROFESSIONAL ENGINEER NO. 029669 STATE OF NORTH CAROLINA SEAL	
DATE: 9/13/2017	
SEAL	
DOCUMENT NOT CONSIDERED FINAL UNLESS ALL SIGNATURES COMPLETED	




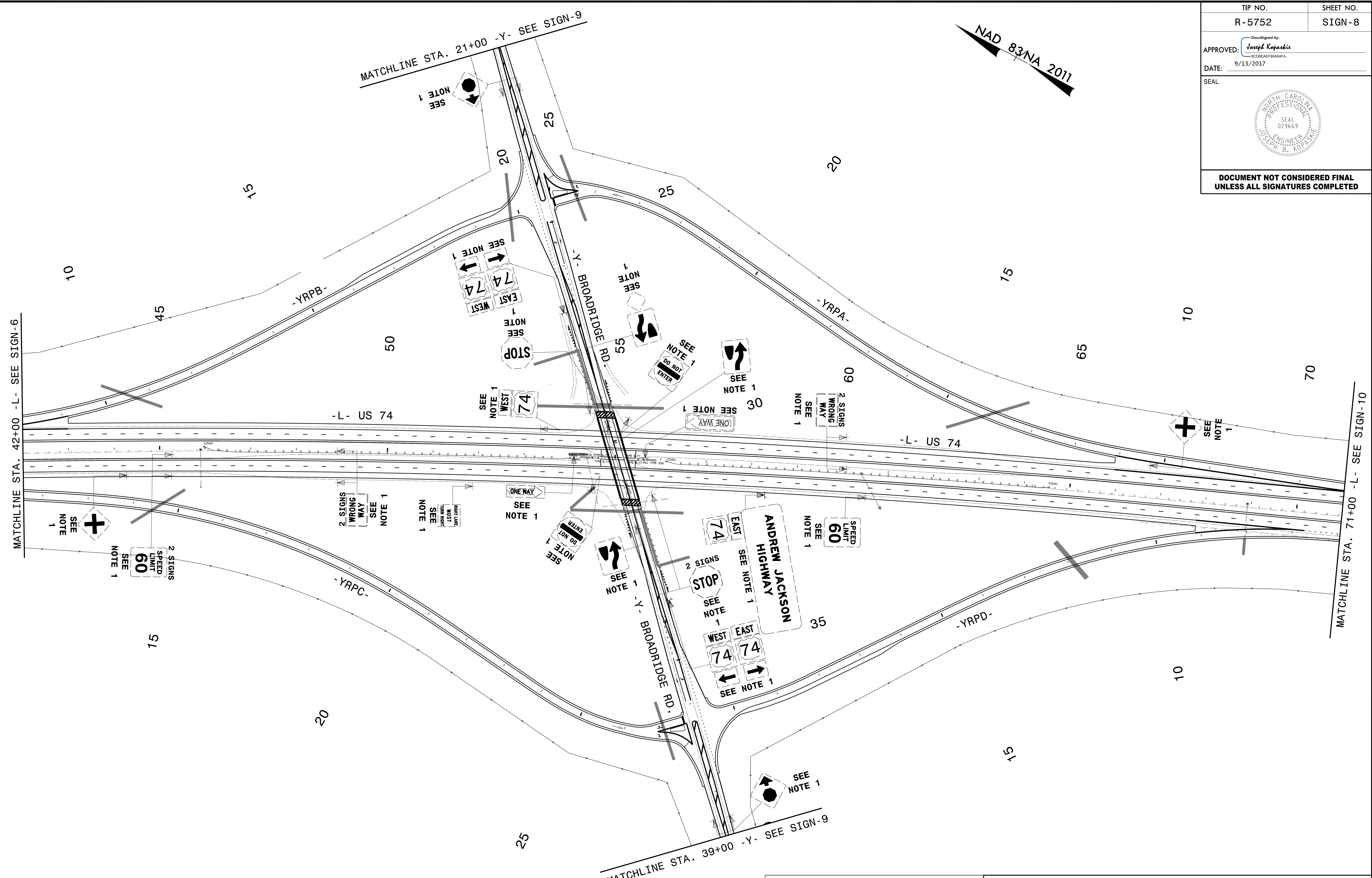
- NOTES:**
1. DISPOSAL OF SIGN SYSTEM, U-CHANNEL
 2. SIGN ERECTION, RELOCATE SIGN TYPE D
 3. DISPOSAL OF SUPPORT U-CHANNEL

SEPI
 ENGINEERING & CONSTRUCTION
 1025 Wade Avenue
 Raleigh, NC 27605
 Tel: 919-789-9977
 Fax: 919-789-9591
 License: C-2197

PROPOSED SIGNING DETAIL

8/7/2017 8:55 AM C:\Users\jplens\Documents\SIGN-7.dgn

TIP NO. R-5752	SHEET NO. SIGN-8
Approved by: <i>Joseph Kopaske</i> APPROVED: <i>Joseph Kopaske</i> <small>W008AEF80A4FA...</small>	
DATE: 9/13/2017	
SEAL	
	
DOCUMENT NOT CONSIDERED FINAL UNLESS ALL SIGNATURES COMPLETED	




- NOTES:**
1. DISPOSAL OF SIGN SYSTEM, U-CHANNEL
 2. SIGN ERECTION, RELOCATE SIGN TYPE D
 3. DISPOSAL OF SUPPORT U-CHANNEL

SEPI
ENGINEERING & CONSTRUCTION

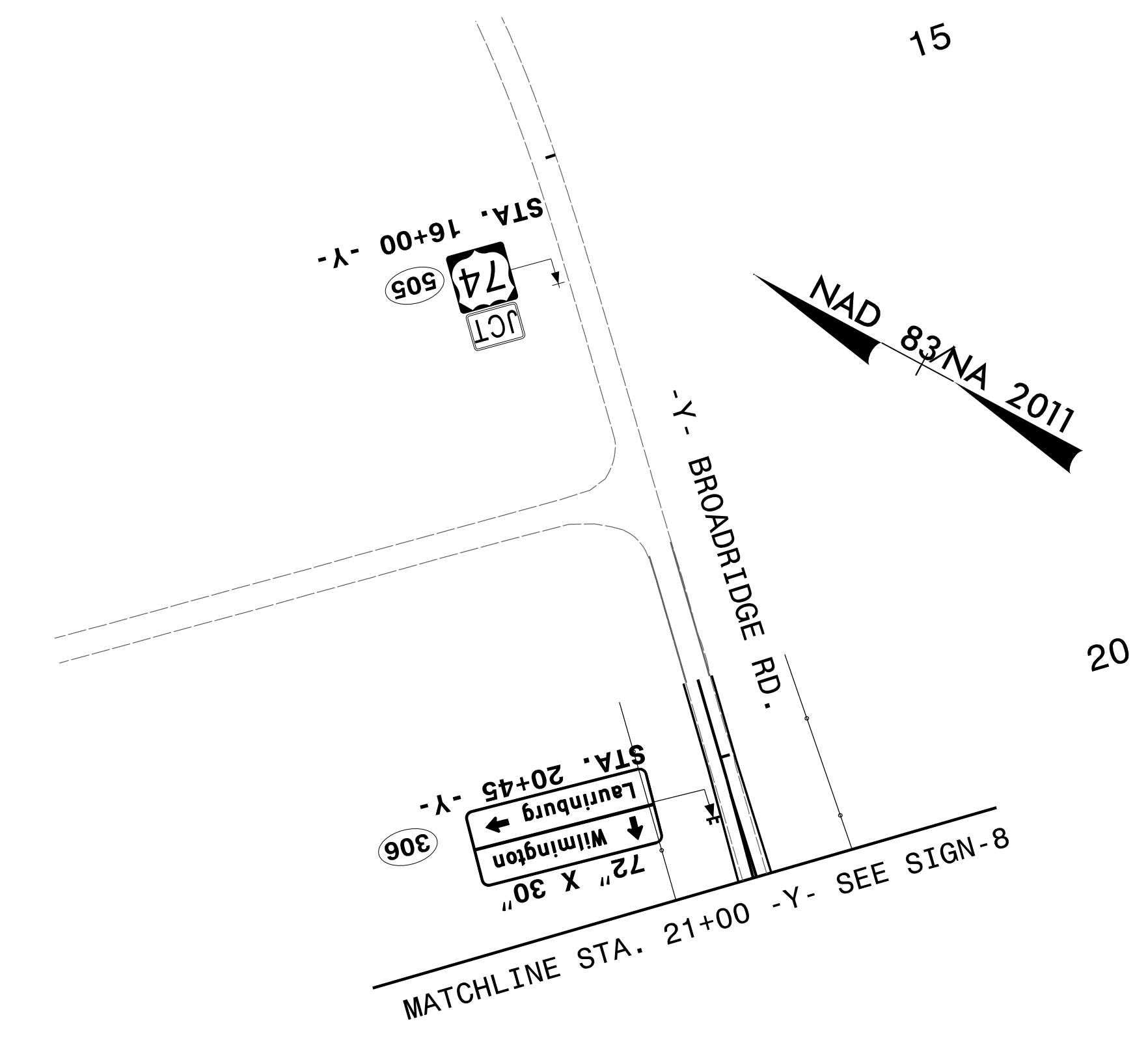
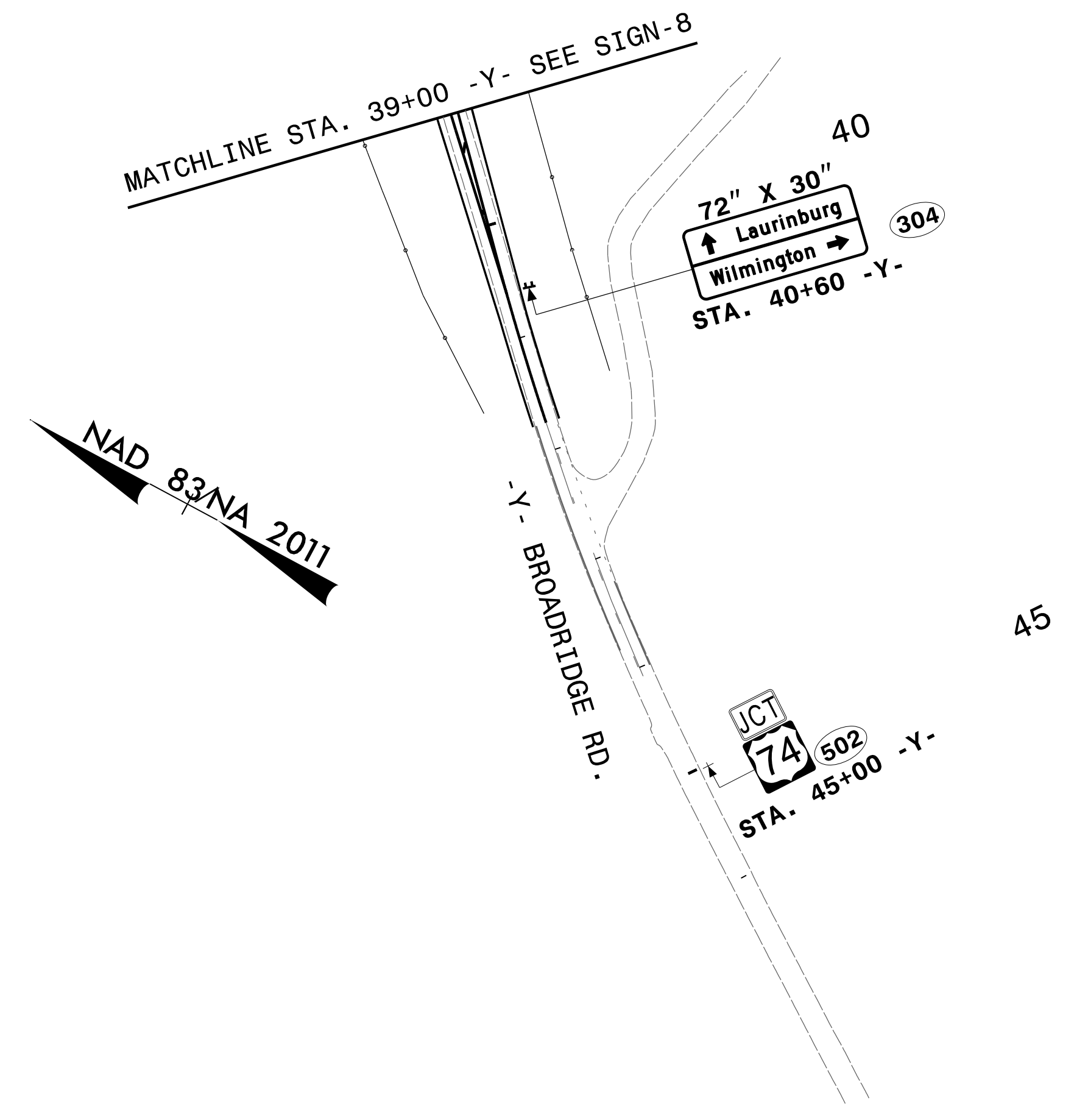
1025 Wade Avenue
Raleigh, NC 27605
Tel: 919-789-9977
Fax: 919-789-9591
License: C-2197

EXISTING SIGNING DETAIL

8/7/2017 8:55:11 AM \\server\plans\sign-8.dgn



**DOCUMENT NOT CONSIDERED FINAL
UNLESS ALL SIGNATURES COMPLETED**




8/7/2017
 8:\Signing_Plans\SIGN-9.dgn
 JEF

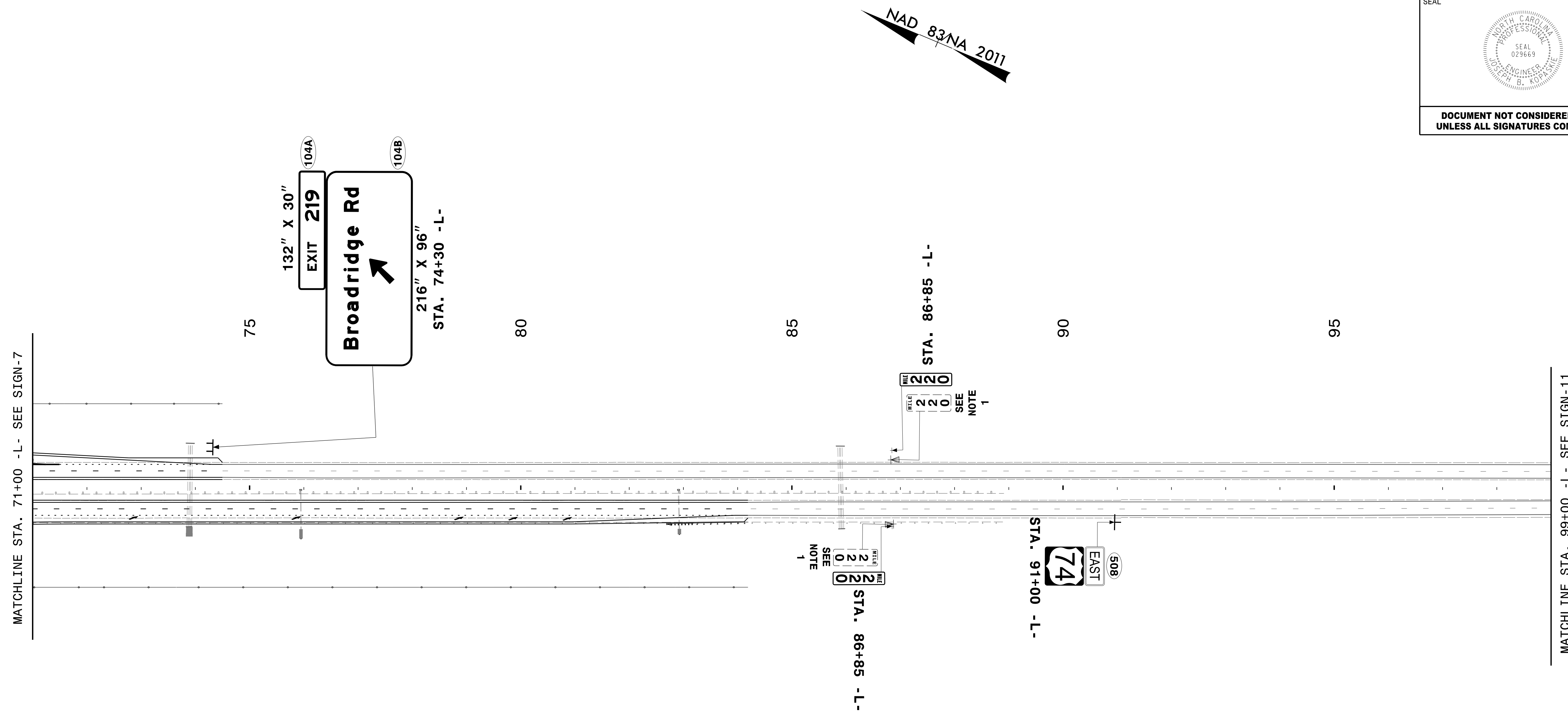
SEPI
 ENGINEERING &
 CONSTRUCTION

1025 Wade Avenue
 Raleigh, NC 27605
 Tel: 919-789-9977
 Fax: 919-789-9591
 License: C-2197

PROPOSED SIGNING DETAIL



**DOCUMENT NOT CONSIDERED FINAL
UNLESS ALL SIGNATURES COMPLETED**




- NOTES:**
1. DISPOSAL OF SIGN SYSTEM, U-CHANNEL
 2. SIGN ERECTION, RELOCATE SIGN TYPE D
 3. DISPOSAL OF SUPPORT U-CHANNEL

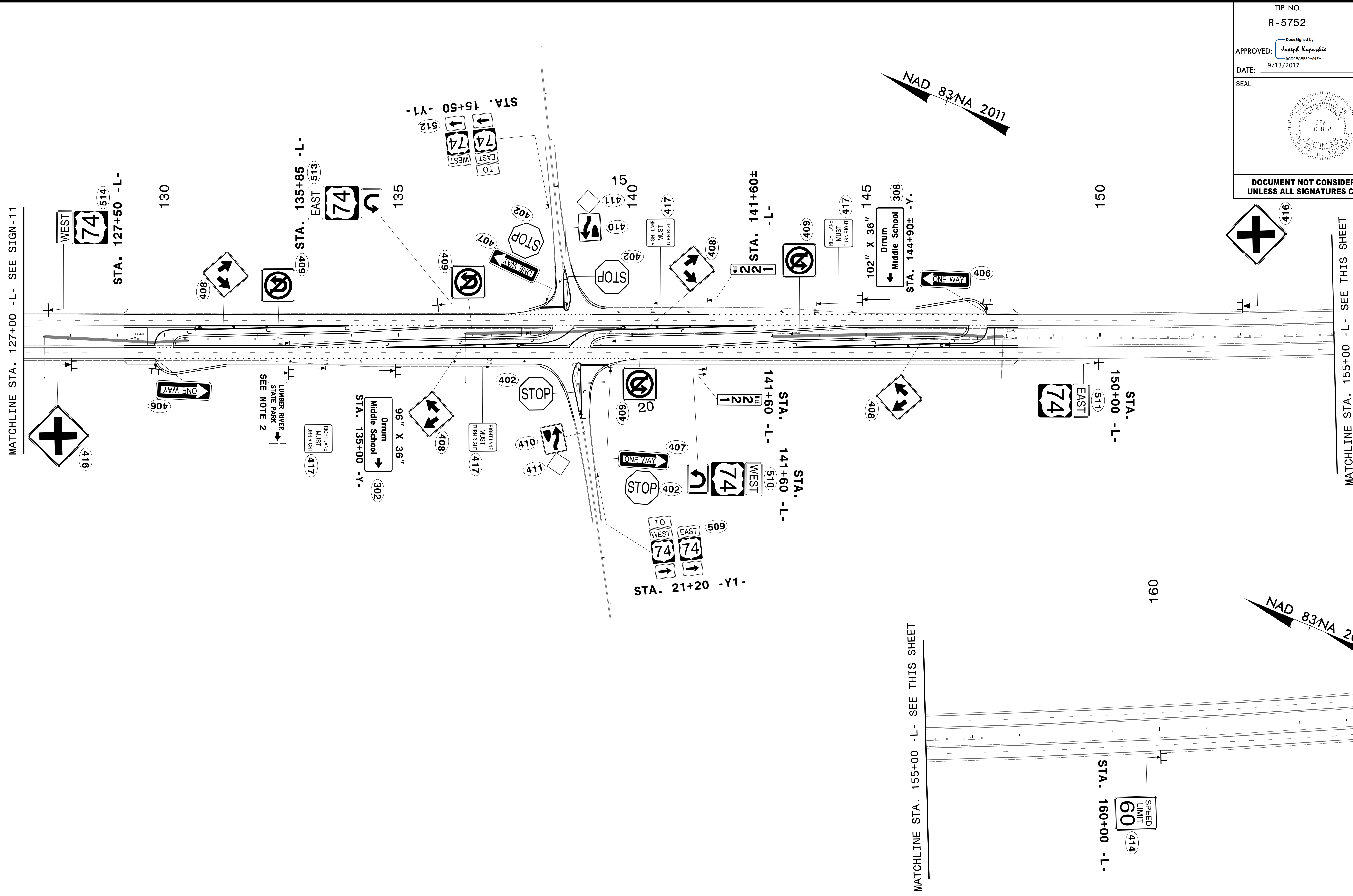
8/7/2017 8:53:11 AM C:\Working\Plans\SIGN-10.dgn

SEPI
ENGINEERING &
CONSTRUCTION

1025 Wade Avenue
Raleigh, NC 27605
Tel: 919-789-9977
Fax: 919-789-9591
License: C-2197

**PROPOSED AND EXISTING
SIGNING DETAIL**

TIP NO. R-5752	SHEET NO. SIGN-12
DocuSigned by: Joseph Kopaske <small>KC02EAEF80A5FA</small>	
APPROVED:	
DATE: 9/13/2017	
SEAL 	
DOCUMENT NOT CONSIDERED FINAL UNLESS ALL SIGNATURES COMPLETED	




- NOTES:**
1. DISPOSAL OF SIGN SYSTEM, U-CHANNEL
 2. SIGN ERECTION, RELOCATE SIGN TYPE D
 3. DISPOSAL OF SUPPORT U-CHANNEL

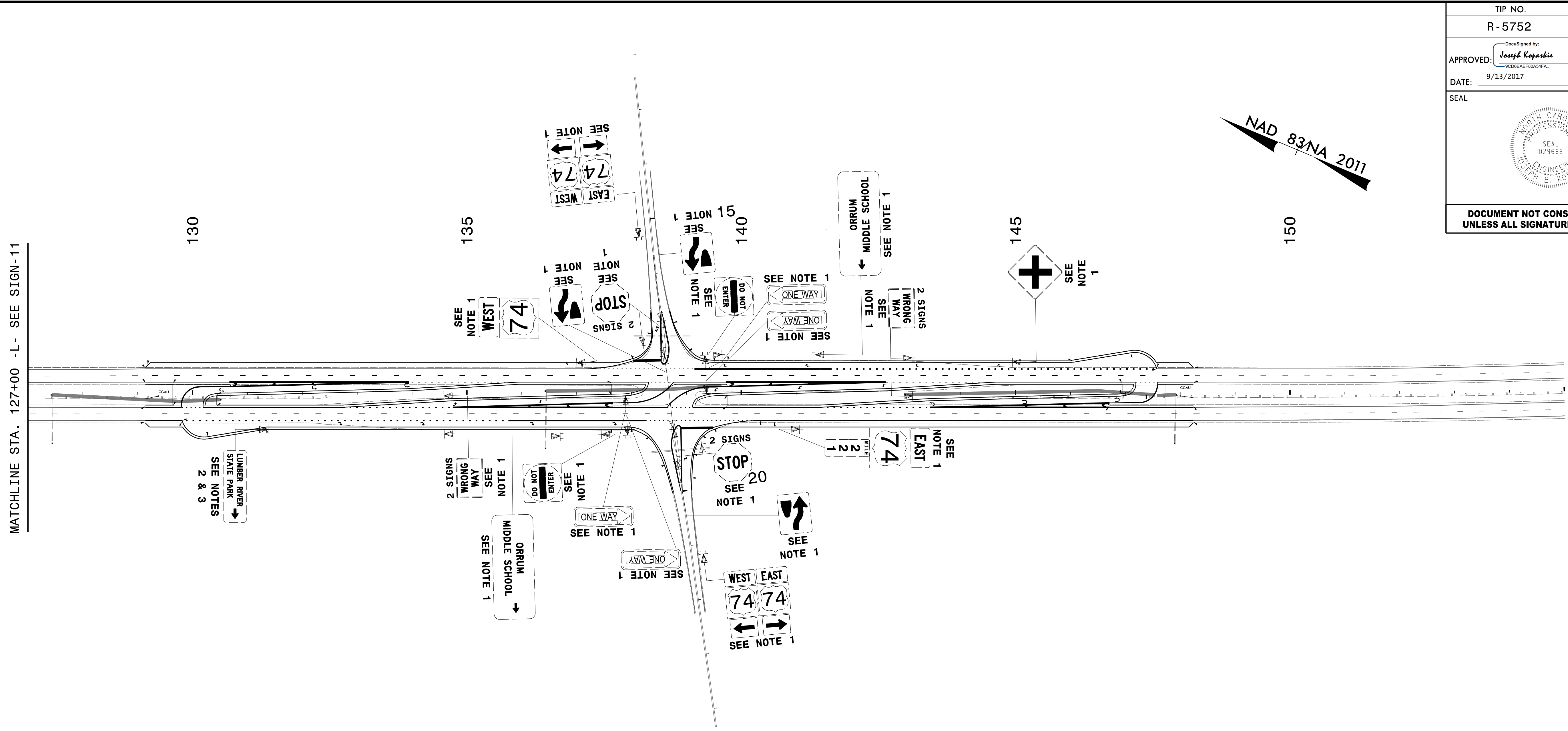
SEPI
 ENGINEERING & CONSTRUCTION
 1025 Wade Avenue
 Raleigh, NC 27605
 Tel: 919-789-9977
 Fax: 919-789-9591
 License: C-2197

PROPOSED SIGNING DETAIL

8/7/2017
 C:\Signing_Plans\SIGN-12.dgn
 JSK



**DOCUMENT NOT CONSIDERED FINAL
UNLESS ALL SIGNATURES COMPLETED**



- NOTES:**
1. DISPOSAL OF SIGN SYSTEM, U-CHANNEL
 2. SIGN ERECTION, RELOCATE SIGN TYPE D
 3. DISPOSAL OF SUPPORT U-CHANNEL

8/7/2017 8:53:11 PM C:\Spring\Plans\SIGN-13.dgn

SEPI
 ENGINEERING &
 CONSTRUCTION

1025 Wade Avenue
 Raleigh, NC 27605
 Tel: 919-789-9977
 Fax: 919-789-9591
 License: C-2197

EXISTING SIGNING DETAIL