

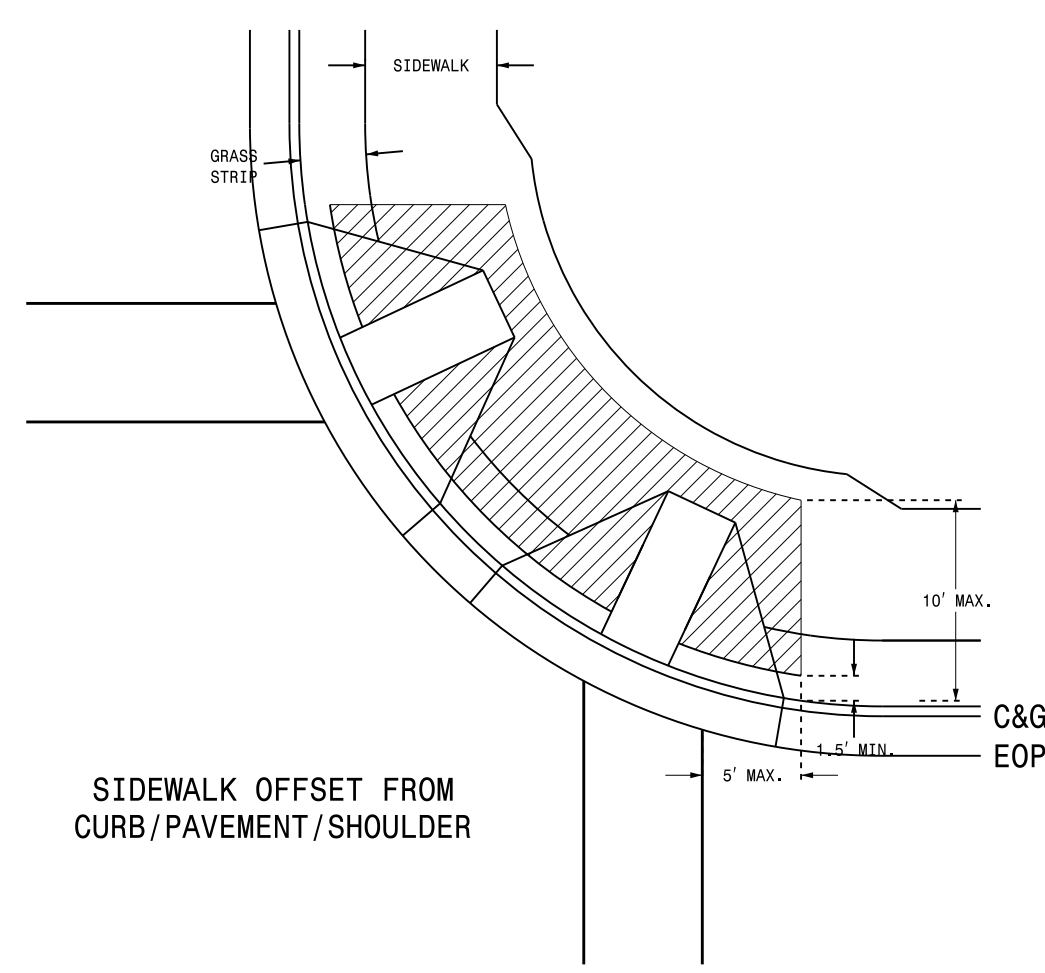
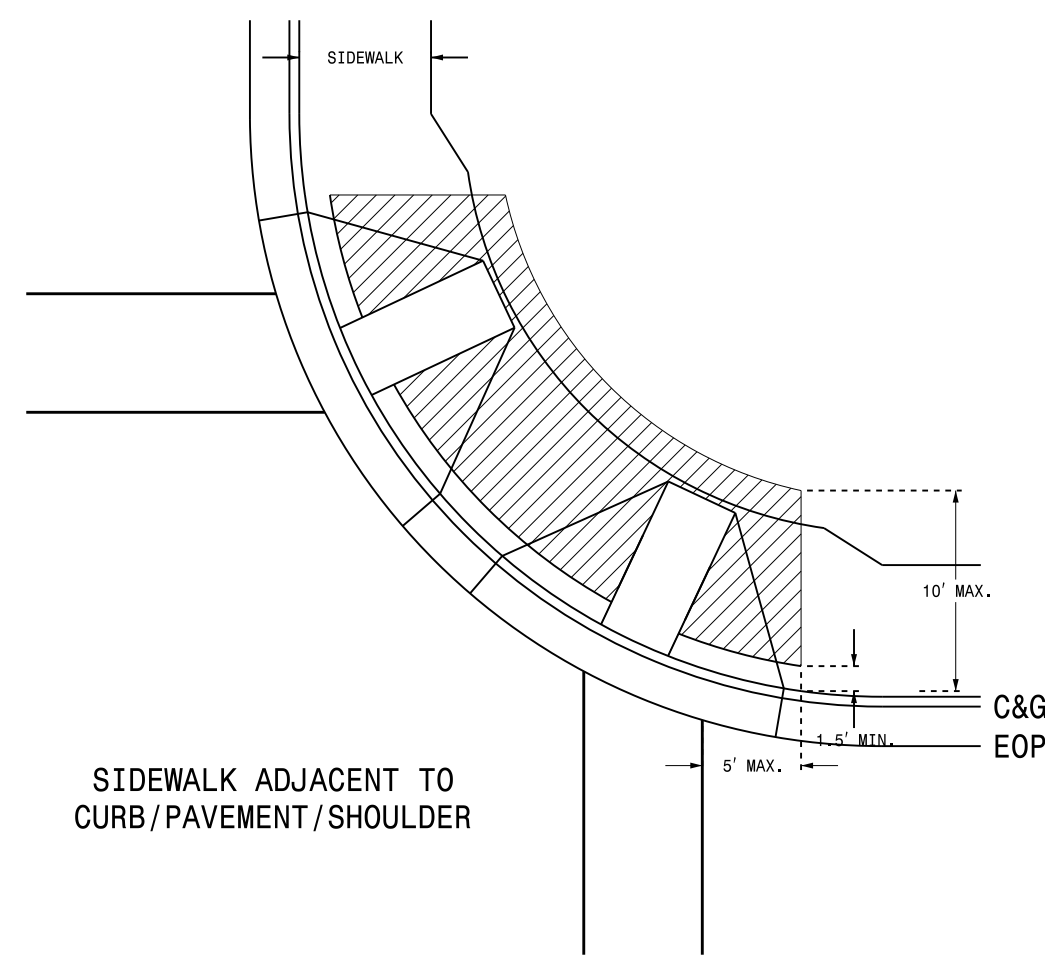
STATE OF NORTH CAROLINA  
DEPT. OF TRANSPORTATION  
DIVISION OF HIGHWAYS  
RALEIGH, N.C.

06-14

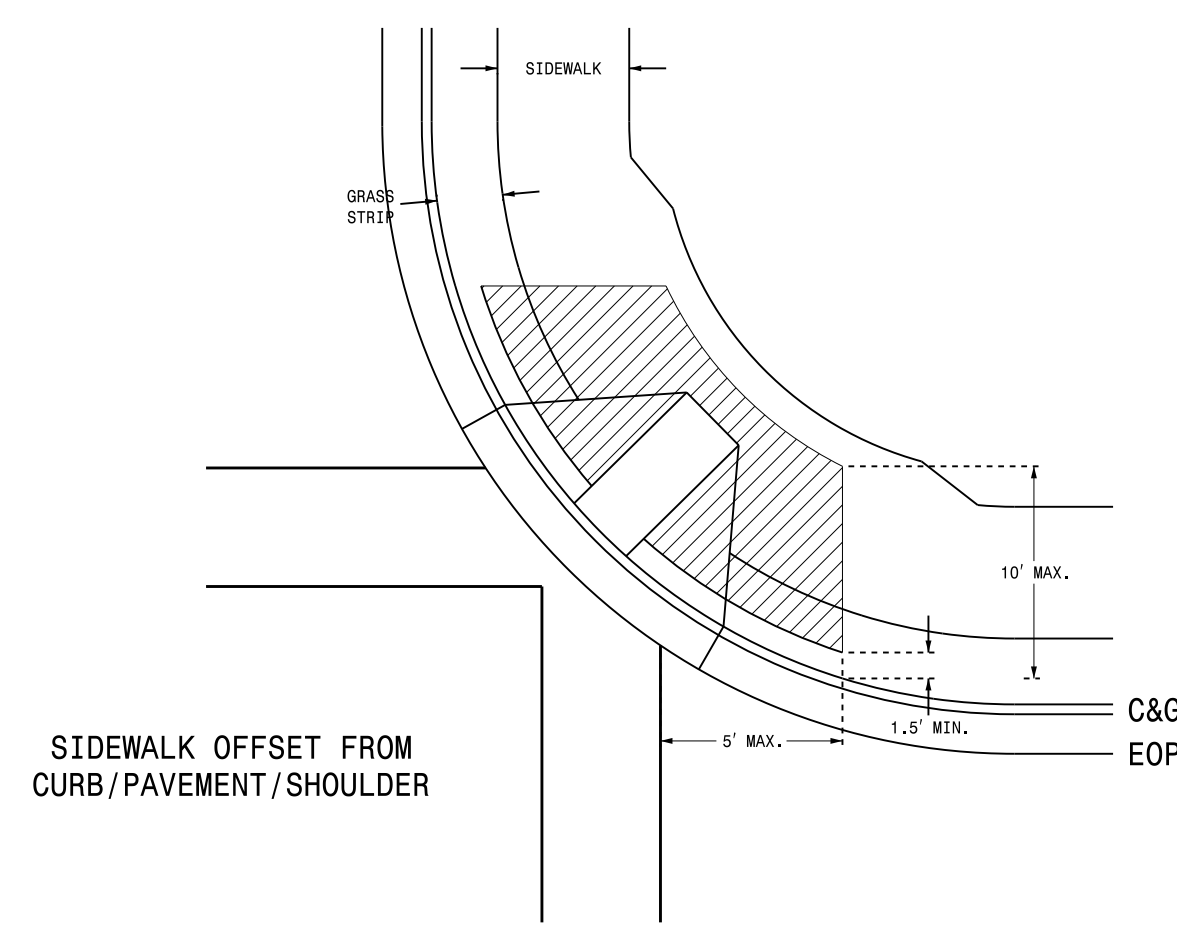
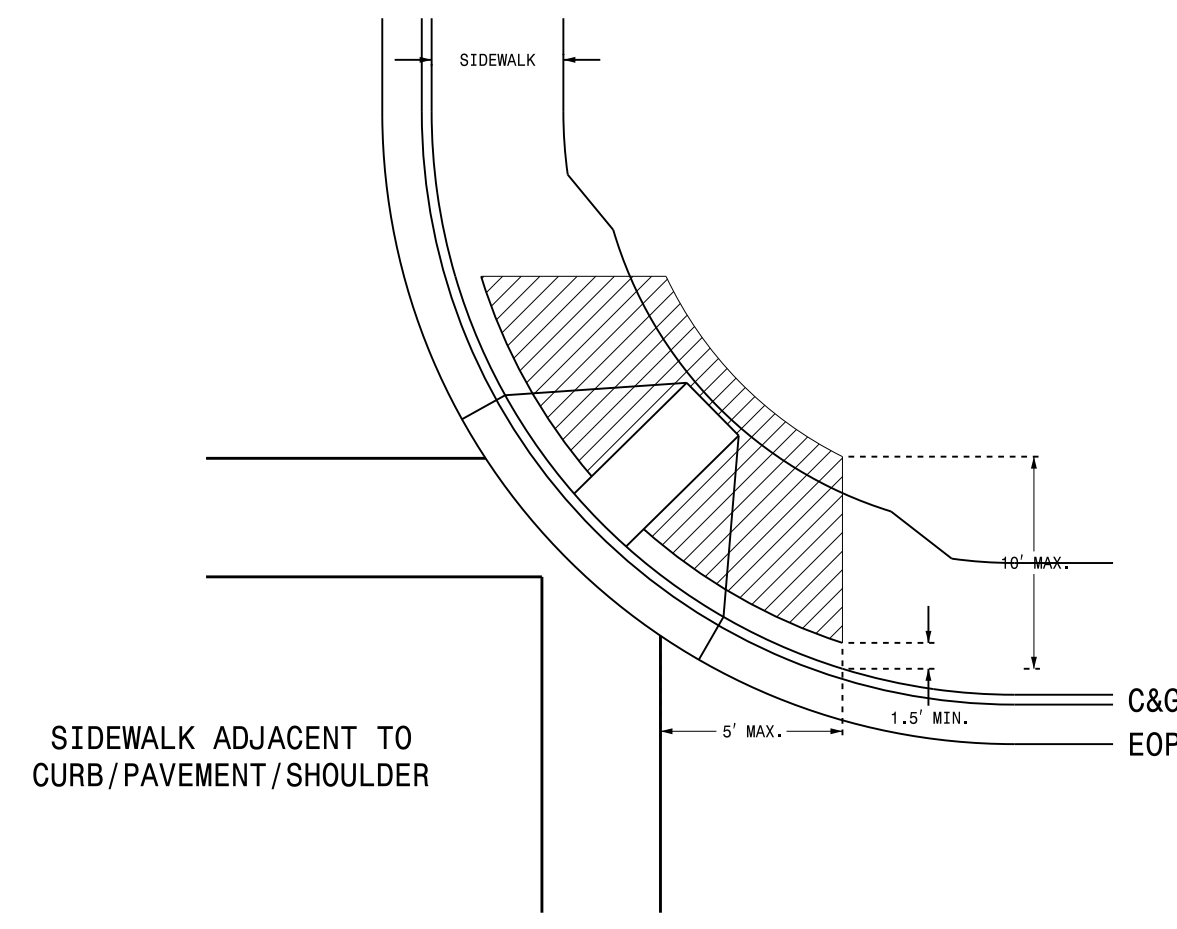
ENGLISH DETAIL DRAWING FOR  
**PEDESTRIAN PUSHBUTTON LOCATIONS**  
PLACEMENT DETAIL

SHEET 1 OF 3  
**1705D01**

**PUSHBUTTON PLACEMENT**  
SEPARATE CURB RAMPS



**PUSHBUTTON PLACEMENT**  
SHARED CURB RAMP



**NOTES**

1. Pushbutton pedestals should not be located further than 10 feet from the edge of curb, shoulder, or pavement.
2. The face of the pushbutton should be parallel to the applicable crosswalk.
3. Separate pushbuttons used on the same corner should be separated by a distance of at least 10 feet.
4. Pushbuttons shall be installed adjacent to a level surface with a maximum reach distance of 10 inches.
5. Maintain 4 feet of clearance around pedestal if located in sidewalk.
6. Refer to section 1705 of the 2012 NCDOT Roadway Standard Drawings for Pushbutton Assembly details.
7. Refer to section 1743 of the 2012 NCDOT Roadway Standard Drawings for Pedestal details.
8. Contact Division Traffic Engineer for pushbutton location approval prior to installation.
9. Curb ramps are for symbolic use only and may not reflect actual design or field conditions.

**LEGEND**

PROPOSED

- Signal Pole
- Type I Pushbutton Post
- Type II Signal Pedestal
- Pushbutton & Sign
- Pedestrian Signal Head
- Curb Ramp
- Pushbutton Location Area

STATE OF NORTH CAROLINA  
DEPT. OF TRANSPORTATION  
DIVISION OF HIGHWAYS  
RALEIGH, N.C.

06-14

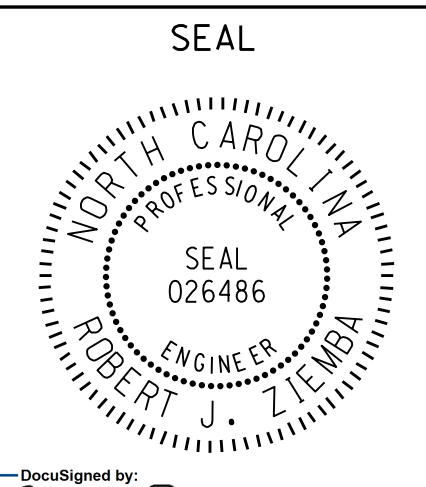
ENGLISH DETAIL DRAWING FOR  
**PEDESTRIAN PUSHBUTTON LOCATIONS**  
PLACEMENT DETAIL

SHEET 1 OF 3  
**1705D01**

See Plate for Title



750 N. Greenfield Parkway  
Garner, NC 27529



DocuSigned by:  
*Robert J. Ziemba*  
6/17/2014  
DATE

11-MAY-2017 15:20  
 S:\ITS&SU\ITS\Signal&SU\Signal Design Section\Central Region\Rob's Files\Ped Stds\Pushbutton Drawings\Pushbutton Plate Drawings-20140617.dgn  
 rnz:insr