DocuSign Envelope ID: 4411EBCF-0B79-48B3-B804-5F9F37ABDF6F

REINFORCING BAR SCHEDULE – CULVERT BARREL ONLY

BAR	NO.	SIZE	TYPE	LENGTH	WEIGHT	BAR	NO.	SIZE	TYPE	LENGTH	WEIGHT	BAR	NO.	SIZE	TYPE	LENGTH	WEIGHT
A100	528	#6	STR	23'- 0"	18,240	A200	528	#6	STR	23'- 0"	18,240	A1	1,884	#5	1	8'-10"	17,358
A101	4	#6	STR	21'- 6"	129	A201	4	#6	STR	21'- 6"	129	A2	1,884	#5	1	7'- 4"	14,410
A102	4	#6	STR	20'- 3"	122	A202	4	#6	STR	20'- 3"	122						
A103	4	#6	STR	19'- 0"	114	A203	4	#6	STR	19'- 0"	114	B1	1,060	#4	STR	10'- 9"	7,612
A104	4	#6	STR	17'- 9"	107	A204	4	#6	STR	17'- 9"	107	B2	1,884	#4	STR	6'- 2"	7,761
A105	4	#6	STR	16'- 6"	99	A205	4	#6	STR	16'- 6"	99	B3	1,060	#4	STR	10'- 9"	7,612
A106	4	#6	STR	15'- 3"	92	A206	4	#6	STR	15'- 3"	92						
A107	4	#6	STR	14'- 0"	84	A207	4	#6	STR	14'- 0"	84	C1	1,001	#4	STR	28'-11"	19,336
A108	4	#6	STR	12'- 9"	77	A208	4	#6	STR	12'- 9"	77						
A109	4	#6	STR	11'- 6"	69	A209	4	#6	STR	11'- 6"	69	D1	3	#6	STR	2'- 9"	12
A110	4	#6	STR	10'- 3"	62	A210	4	#6	STR	10'- 3"	62	D2	3	#6	STR	3'- 9"	17
A111	4	#6	STR	9'- 0"	54	A211	4	#6	STR	9'- 0"	54						
A112	4	#6	STR	7'- 9"	47	A212	4	#6	STR	7'- 9"	47	G1	8	#5	STR	32'- 7"	272
A113	4	#6	STR	6'- 6"	39	A213	4	#6	STR	6'- 6"	39						
A114	4	#6	STR	5'- 3"	32	A214	4	#6	STR	5'- 3"	32	S2	12	#8	STR	32'- 7"	1,044
A115	4	#6	STR	4'- 0"	24	A215	4	#6	STR	4'- 0"	24						
A116	4	#6	STR	2'- 9"	17	A216	4	#6	STR	2'- 9"	17	REINFORCING STEEL =					152,313 LBS.
A300	440	#5	STR	23'- 0"	10,555	A400	440	#6	STR	23'- 0"	15,200						
A301	8	#5	STR	21'- 3"	177	A401	8	#6	STR	21'- 3"	255						
A302	8	#5	STR	19'- 9"	165	A402	8	#6	STR	19'- 9"	237						
A303	8	#5	STR	18'- 3"	152	A403	8	#6	STR	18'- 3"	219						
A304	8	#5	STR	16'- 9"	140	A404	8	#6	STR	16'- 9"	201						
A305	8	#5	STR	15'- 3"	127	A405	8	#6	STR	15'- 3"	183						
A306	8	#5	STR	13'- 9"	115	A406	8	#6	STR	13'- 9"	165						
A307	8	#5	STR	12'- 3"	102	A407	8	#6	STR	12'- 3"	147						
A308	8	#5	STR	10'- 9"	90	A408	8	#6	STR	10'- 9"	129						
A309	8	#5	STR	9'- 3"	77	A409	8	#6	STR	9'- 3"	111						
A310	8	#5	STR	7'- 9"	65	A410	8	#6	STR	7'- 9"	93						
A311	8	#5	STR	6'- 3"	52	A411	8	#6	STR	6'- 3"	75						
A312	8	#5	STR	4'- 9"	40	A412	8	#6	STR	4'- 9"	57						
A313	8	#5	STR	3'- 3"	27	A413	8	#6	STR	3'- 3"	39						
B300	440	#5	STR	8'- 0"	3,671	B400	440	#6	STR	8'- 2"	5,397						

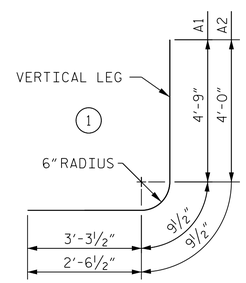

BAR TYPE

BAR DIMENSIONS ARE OUT TO OUT.

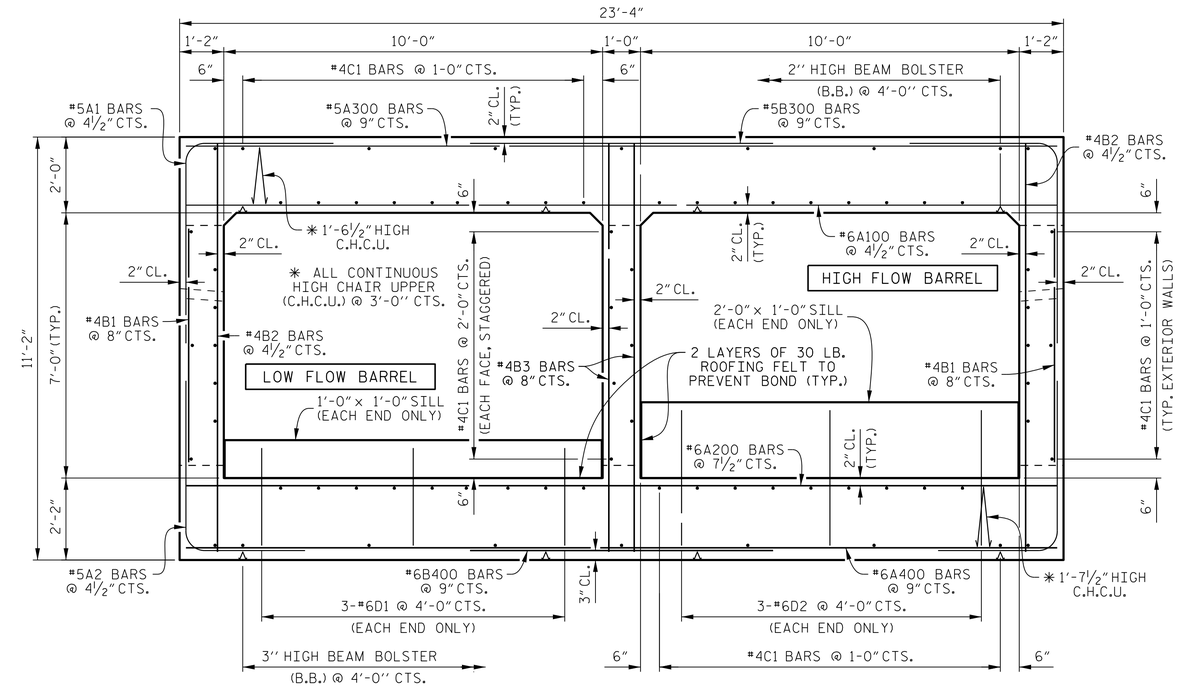

RIGHT ANGLE SECTION OF BARREL

THERE ARE 77 "C" BARS IN SECTION OF BARREL (LOOKING DOWNSTREAM)

SPLICE CHART

BAR	SIZE	SPLICE LENGTH
C1	#4	1'-11"
A1,A1,B2	#4	1'-9"

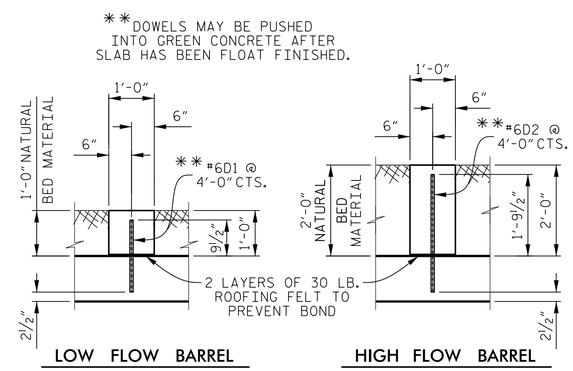

LOW FLOW BARREL

HIGH FLOW BARREL

CULVERT SILL DETAILS

PROJECT NO. I-4729A

POLK COUNTY

STATION: 16+47.10 -RP_F-

SHEET 4 OF 6

STATE OF NORTH CAROLINA
DEPARTMENT OF TRANSPORTATION
RALEIGH

DOUBLE 10 FT. X 7 FT. CONCRETE BOX CULVERT 124° 30' 00" SKEW

DOCUMENT NOT CONSIDERED FINAL UNLESS ALL SIGNATURES COMPLETED

NORTH CAROLINA PROFESSIONAL SEAL 029979 ENGINEER ANUPAM D. SHAH
8/10/2017

DRAWN BY :	T. DETMERS	DATE :	7-17
CHECKED BY :	D. WHONG	DATE :	7-17
DESIGN ENGINEER :	S. T. PHAN	DATE :	7-17

PLANS PREPARED BY :
PARSONS
5540 Centerview Drive, Suite 217
Raleigh, NC 27606-3386
NC LICENSE No. F-0246
FOR NORTH CAROLINA DEPARTMENT OF TRANSPORTATION

REVISIONS						
No.	BY:	DATE:	No.	BY:	DATE:	
1			3			
2			4			

SHEET No. C-4

TOTAL SHEETS 6

STR. #3

FILE: j:\i-4729a\structures\plans\final\rdc\i-4729a_smu_str3_sol4.dgn
DATE: 8/10/2017 12:29:58 PM