DocuSign Envelope ID: C4D3E763-1EB3-4400-9EF3-3528089B5049

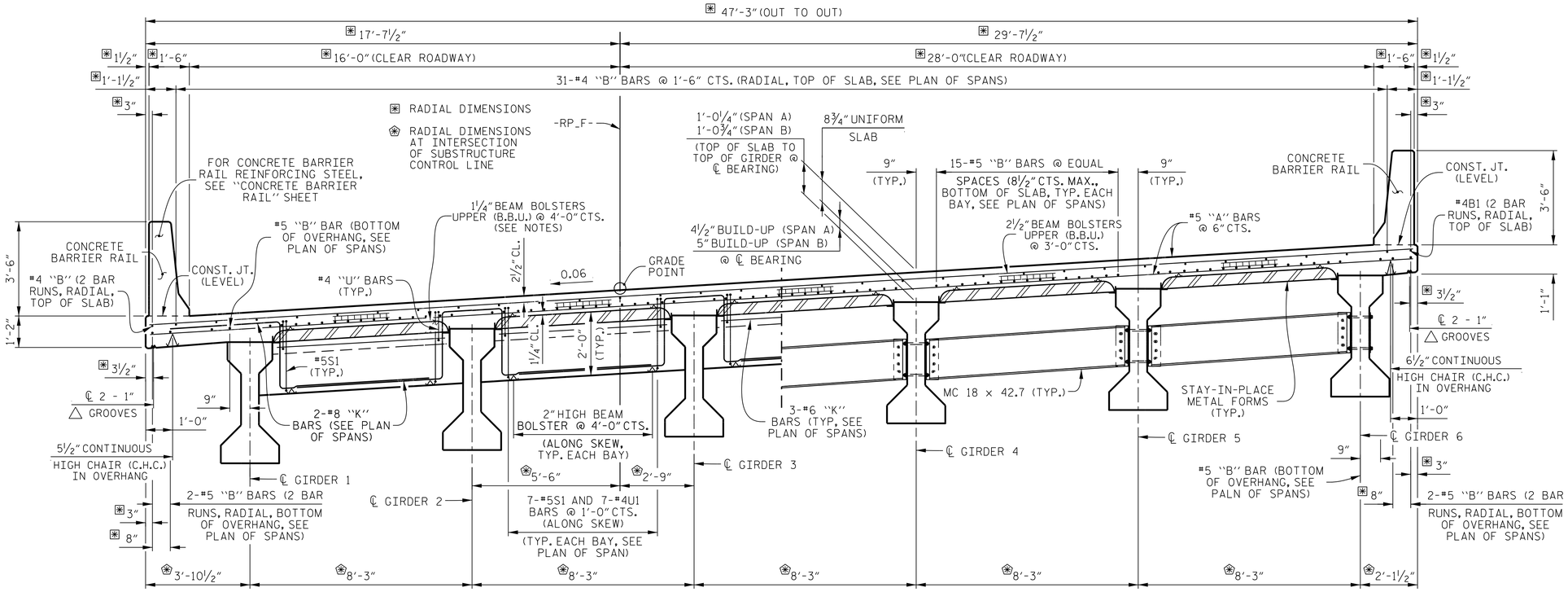

HALF SECTION AT END BENT DIAPHRAGMS

HALF SECTION AT INTERMEDIATE DIAPHRAGMS

TYPICAL SECTION

NOTES

PROVIDE 1¼" HIGH BEAM BOLSTERS UPPER AT 4'-0" CTS. ATOP THE METAL STAY-IN-PLACE FORMS TO SUPPORT THE BOTTOM MAT OF "A" BARS. WHEN USING REMOVABLE FORMS, PROVIDE CONTINUOUS HIGH CHAIRS FOR METAL DECK (C.H.C.M.) @ 4'-0" CTS. WITH A HEIGHT TO SUPPORT THE BOTTOM MAT OF "A" BARS A CLEAR DISTANCE OF 2½" ABOVE THE TOP OF THE REMOVABLE FORM.

LONGITUDINAL STEEL MAY BE SHIFTED SLIGHTLY, AS NECESSARY, TO AVOID INTERFERENCE WITH STIRRUPS IN PRESTRESSED CONCRETE GIRDERS.

PREVIOUSLY CAST CONCRETE IN SPAN SHALL HAVE ATTAINED A MINIMUM COMPRESSIVE STRENGTH OF 3,000 PSI BEFORE ADDITIONAL CONCRETE IS CAST IN THE SPAN.

BARRIER RAIL IN EACH SPAN SHALL NOT BE CAST UNTIL ALL SLAB CONCRETE IN THAT SPAN HAS BEEN CAST AND HAS REACHED A MINIMUM COMPRESSIVE STRENGTH OF 3,000 PSI.

FOR CONCRETE BARRIER RAIL DETAILS, SEE "CONCRETE BARRIER RAIL" SHEET.

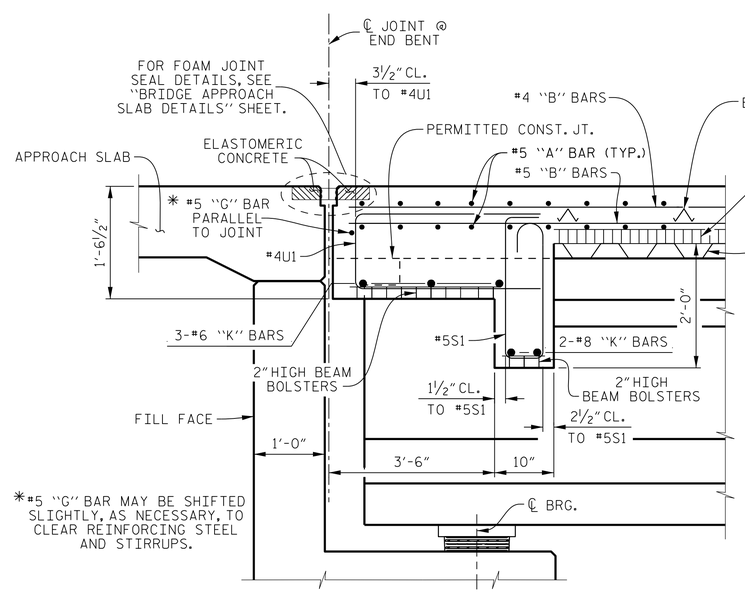

SECTION A–A

SECTION THRU END BENT DIAPHRAGM

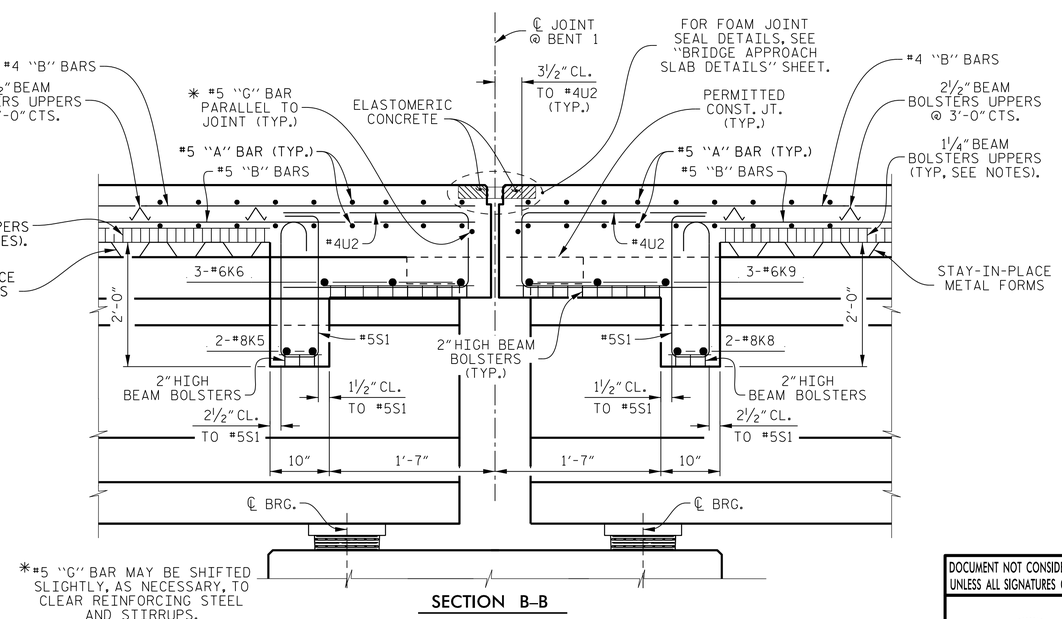

SECTION B–B

SECTION THRU BENT DIAPHRAGM

PROJECT NO. I-4729A

POLK COUNTY

STATION: 21+44.22 -RP_F-

SHEET 1 OF 2

STATE OF NORTH CAROLINA
DEPARTMENT OF TRANSPORTATION
RALEIGH

SUPERSTRUCTURE

TYPICAL SECTION

DOCUMENT NOT CONSIDERED FINAL UNLESS ALL SIGNATURES COMPLETED

NORTH CAROLINA PROFESSIONAL SEAL 029979 ENGINEER ANUPAM D. SHAH

DocuSigned by: Anupam D. Shah 8664D298C6B8F4...
8/11/2017

DRAWN BY :	K. E. LOFTON	DATE :	7-17
CHECKED BY :	A. D. SHAH	DATE :	7-17
DESIGN ENGINEER :	S. PHAN	DATE :	7-17

PLANS PREPARED BY :
PARSONS
5540 Centerview Drive, Suite 217
Raleigh, NC 27606-3386
NC LICENSE No. F-0246
FOR NORTH CAROLINA DEPARTMENT OF TRANSPORTATION

REVISIONS							SHEET No.
No.	BY:	DATE:	No.	BY:	DATE:		S2-6
1			3				TOTAL SHEETS
2			4				31

STR. #2

FILE: I:\I-4729a\structures\plans\final\I-4729A_smu_sht2_bt1.dgn
DATE: 8/11/2017 12:19:16 AM