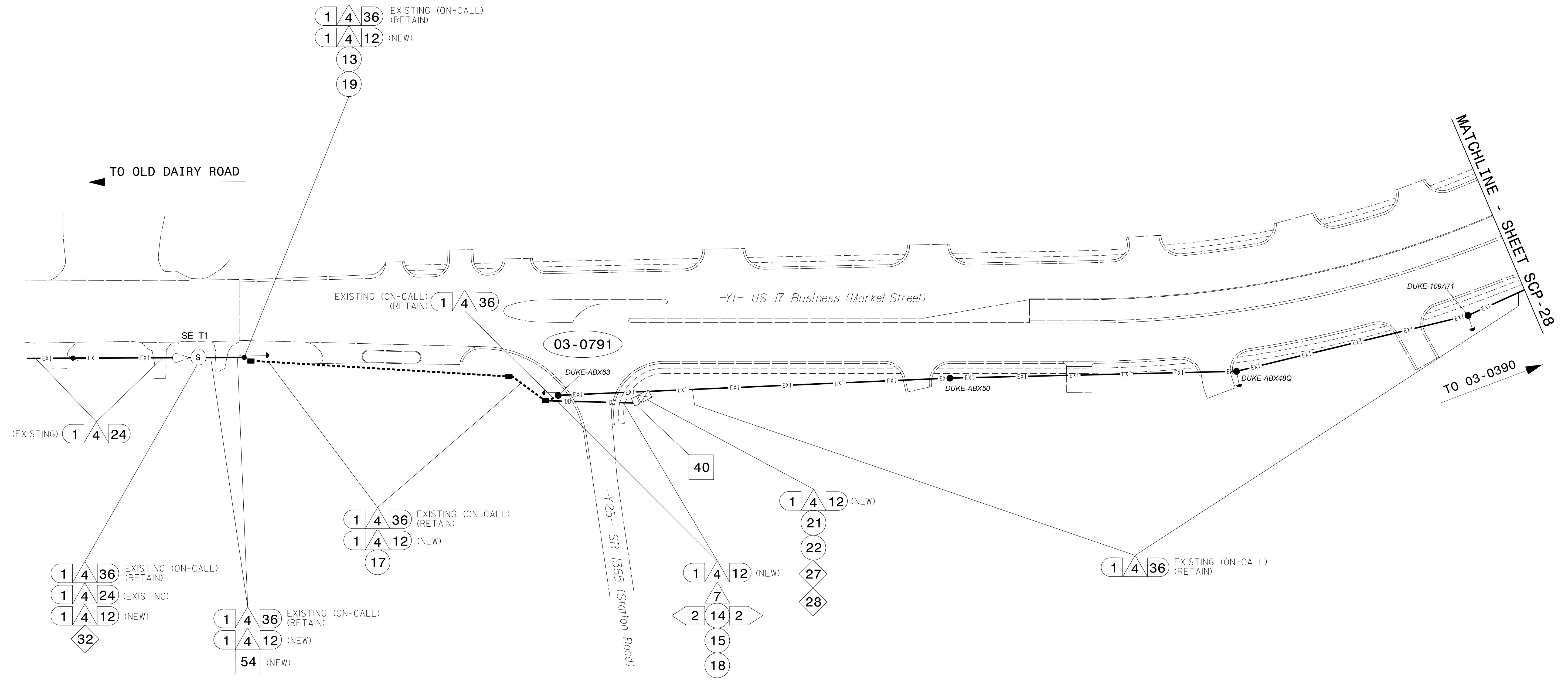


**This electronic collection of documents is provided
for the convenience of the user
and is Not a Certified Document –**

**The documents contained herein were originally issued
and sealed by the individuals whose names and license
numbers appear on each page, on the dates appearing
with their signature on that page.**

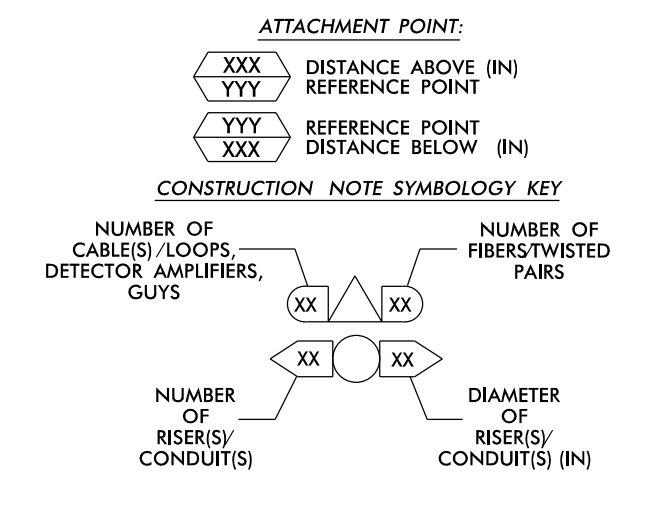
**This file or an individual page
shall not be considered a certified document.**



NOTES:

- UNLESS OTHERWISE NOTED:
 - OVERLASH NEW FIBER OPTIC CABLE TO EXISTING COMMUNICATIONS CABLE.
 - ATTACH NEW MESSENGER CABLE 40" BELOW POWER.
 - ATTACH ON FRONT SIDE (FS) OF POLE.
- SEAL ALL CONDUIT ENDS WITH DUCT AND CONDUIT SEALER AT ALL JUNCTION BOX /CABINET ENTRANCES.

1. INSTALL COMPOSITE CCTV CABLE	13. INSTALL HEAT SHRINK TUBING RETROFIT KIT	25. INSTALL NEW RISER INTO POLE MOUNTED CABINET	37. INSTALL CCTV WOOD POLE	49. REMOVE EXISTING COMMUNICATIONS CABLE	61. REMOVE EXISTING CCTV CAMERA ASSEMBLY	73. INSTALL DIGITAL VIDEO DECODER IN COMMUNICATIONS RACK
2. INSTALL LOW VOLTAGE POWER CABLE (24VAC)	14. INSTALL HIGH DENSITY POLYETHYLENE CONDUIT	26. INSTALL DIGITAL VIDEO ENCODER	38. INSTALL STANDARD SIZE JUNCTION BOX	50. INSTALL WIRELESS DSL	62. NEW CABINET ENTRANCE INTO NEW FOUNDATION	74. INSTALL CARD CAGE IN COMMUNICATIONS RACK
3. INSTALL CATEGORY 5E CABLE	15. DIRECTIONAL DRILL CONDUIT	27. INSTALL NEW ETHERNET EDGE SWITCH IN CABINET	39. INSTALL SPECIAL-SIZED JUNCTION BOX	51. INSTALL CABLE STORAGE GUIDE(S) [SNOW SHOES] AND STORE 100 FEET OF EACH CABLE	63. DRILL/CORE DRILL EXISTING FOUNDATION	75. RELOCATE RADIO
4. INSTALL SMFO CABLE	16. BORE AND JACK CONDUIT	28. INSTALL INTERCONNECT CENTER, PATCH PANEL, JUMPERS, AND FUSION SPLICE CABLE IN CABINET	40. INSTALL OVER-SIZED JUNCTION BOX	52. INSTALL DELINEATOR MARKER	64. INTERCEPT AND REROUTE EXISTING CONDUITS	
5. BACK-PULL EXIST SMFO CABLE	17. INSTALL CABLE(S) IN EXISTING CONDUIT	29. INSTALL UNDERGROUND SPLICE ENCLOSURE	41. REMOVE EXISTING JUNCTION BOX	53. STORE 50 FEET OF COMMUNICATIONS CABLE (EACH CABLE)	65. BOND MESSENGER TO POLE GROUND	
6. INSTALL FIBER-OPTIC DROP CABLE	18. INSTALL CABLE(S) IN NEW CONDUIT	30. INSTALL AERIAL SPLICE ENCLOSURE	42. INSTALL WOOD POLE	54. LASH CABLE(S) TO EXISTING SIGNAL/COMMUNICATIONS CABLE	66. BOND RISER TO POLE GROUND	
7. INSTALL TRACER WIRE	19. INSTALL CABLE(S) IN EXISTING RISER(S)	31. INSTALL SPLICE CABINET	43. REMOVE EXISTING WOOD POLE	55. LASH CABLE(S) TO EXISTING MESSENGER CABLE	67. BOND TRACER WIRE TO EQUIPMENT GROUND BUS	
8. TRENCH CONDUIT	20. INSTALL CABLE(S) IN NEW RISER(S)	32. MODIFY EXISTING SPLICE ENCLOSURE OR INTERCONNECT CENTER	44. INSTALL AERIAL GUY ASSEMBLY	56. LASH CABLE(S) TO NEW MESSENGER CABLE	68. BOND TRACER WIRE TO POLE GROUND	
9. INSTALL PVC CONDUIT	21. INSTALL CABLE(S) IN EXISTING CABINET ENTRANCE	33. REMOVE EXISTING SPLICE /HUB / CCTV CABINET	45. INSTALL STANDARD GUY ASSEMBLY	57. MODIFY EXISTING ELECTRICAL SERVICE FOR CCTV	69. INSTALL NEW ETHERNET CORE SWITCH IN COMMUNICATIONS RACK	
10. INSTALL RIGID, GALVANIZED STEEL CONDUIT	22. INSTALL NEW CONDUIT INTO CABINET BASE (USE EX CABINET ENTRANCE WHEN AVAILABLE)	34. INSTALL CABINET FOUNDATION	46. INSTALL SIDEWALK GUY ASSEMBLY	58. INSTALL NEW ELECTRICAL SERVICE FOR CCTV	70. INSTALL CCTV METAL POLE & FOUNDATION	
11. INSTALL RIGID, GALVANIZED STEEL RISER WITH WEATHERHEAD	23. INSTALL NEW RISER INTO CABINET BASE (USE EX CABINET ENTRANCE WHEN AVAILABLE)	35. REMOVE EXISTING CABINET FOUNDATION	47. INSTALL MESSENGER CABLE	59. INSTALL NEW POLE MOUNTED CCTV CABINET (336)	71. RELOCATE FO TRANSCEIVER	
12. INSTALL RIGID, GALVANIZED STEEL RISER WITH HEAT SHRINK TUBING	24. INSTALL NEW CONDUIT INTO POLE MOUNTED CABINET	36. INSTALL CCTV CAMERA ASSEMBLY	48. REMOVE EXISTING COMMUNICATIONS CABLE AND MESSENGER CABLE	60. REMOVE EXISTING METAL CCTV POLE AND FOUNDATION	72. INSTALL FO TRANSCEIVER	



TMP FINAL

ATKINS 5600 SEVENTY-SEVEN CENTER DRIVE, SUITE 340
 CHARLOTTE, NORTH CAROLINA 28217
 704-522-7275 NGBEES #F-0326

DOCUMENT NOT CONSIDERED FINAL UNLESS ALL SIGNATURES COMPLETED

Prepared for the Offices of:

SR 1409 (Military Cutoff Road)

Cable Routing Plans

Division 3 New Hanover County Wilmington

PLAN DATE: May 2017 REVIEWED BY: HA Badgett

PREPARED BY: JA Wiles REVIEWED BY: BJ Slocum

REVISIONS: INIT. DATE

750 Greenfield Parkway, Garner, NC 27529

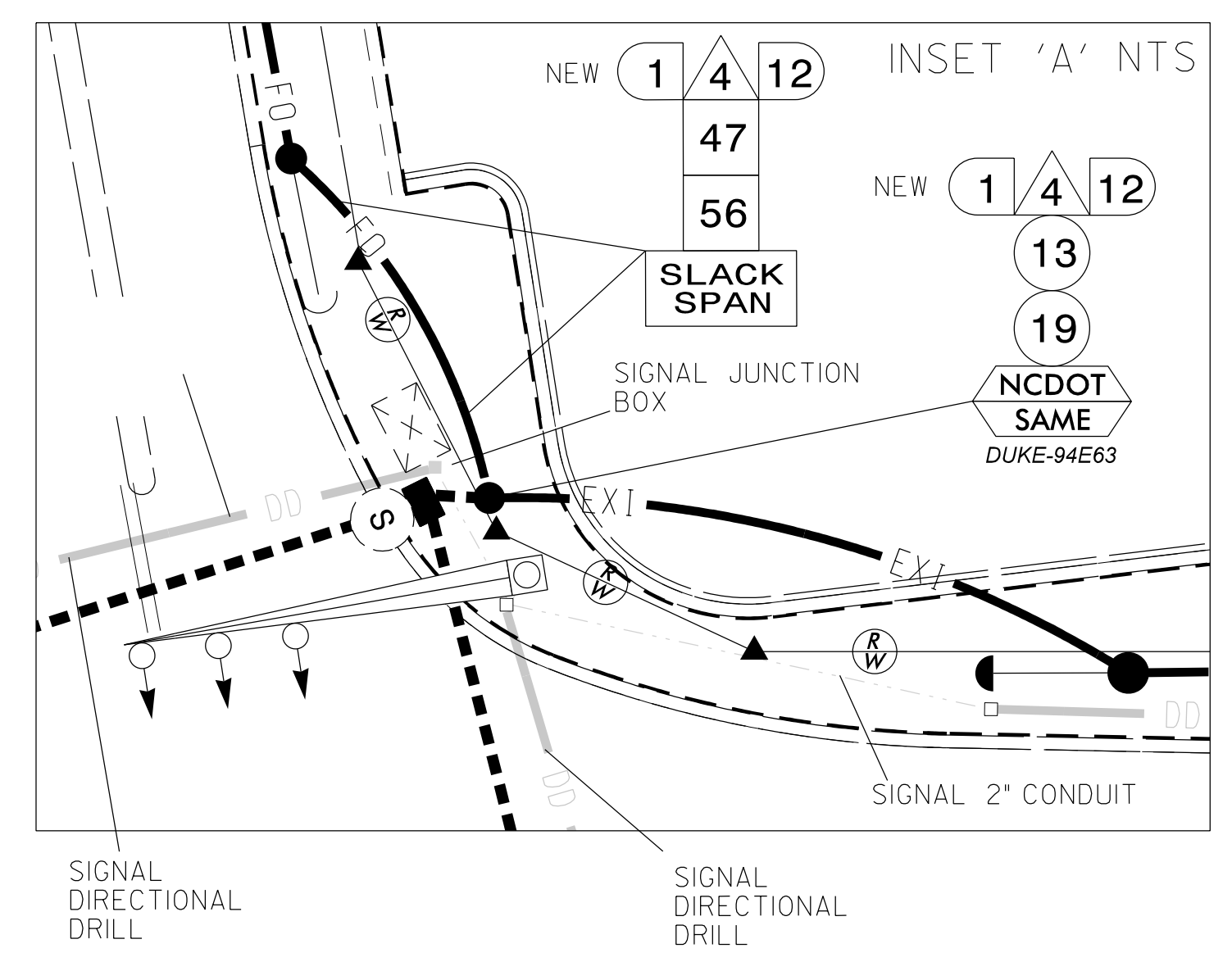
SCALE: 1"=50'

Seal: HENRY ALFRED BADGETT, PROFESSIONAL ENGINEER, SEAL 019962

6/6/2017 DATE

CADD Filename: SCP 13.dgn

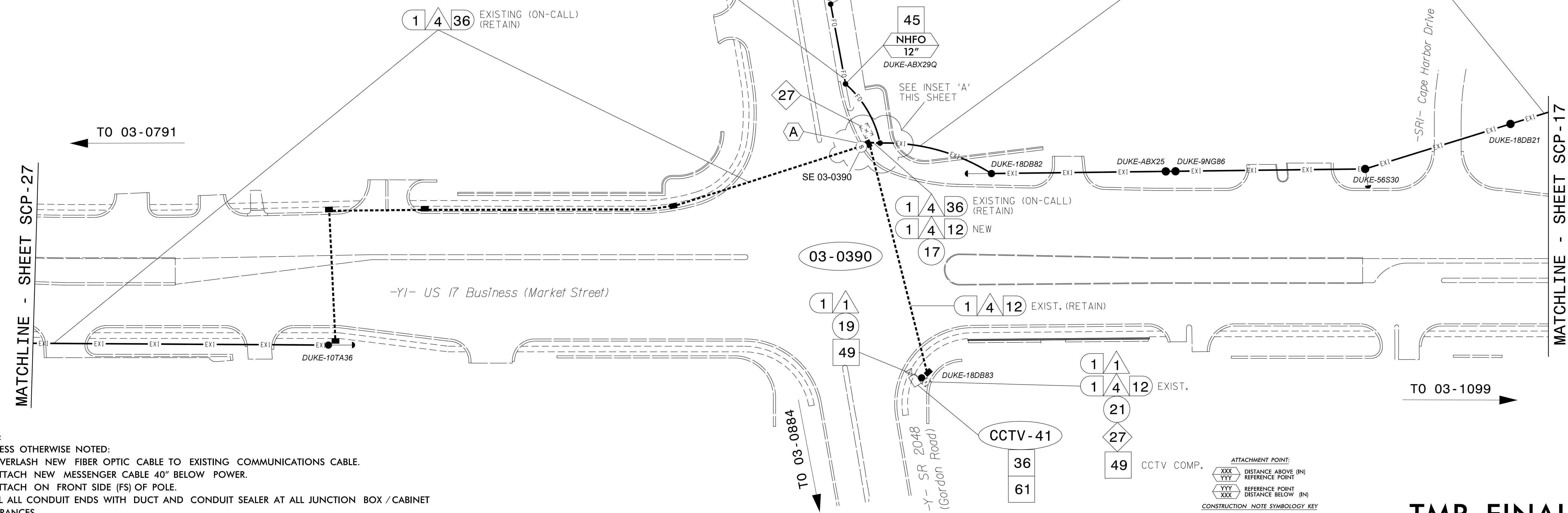
25-MAY-2017 15:22Z
 0:J:\consp0r101\csm\tr\off\c0ur*100053597 - U-4751 Military Cutoff#03B-QR#SCP 13.dgn
 BAO07500 AT LUS353273



MATCHLINE - SHEET SCP-33

MATCHLINE - SHEET SCP-27

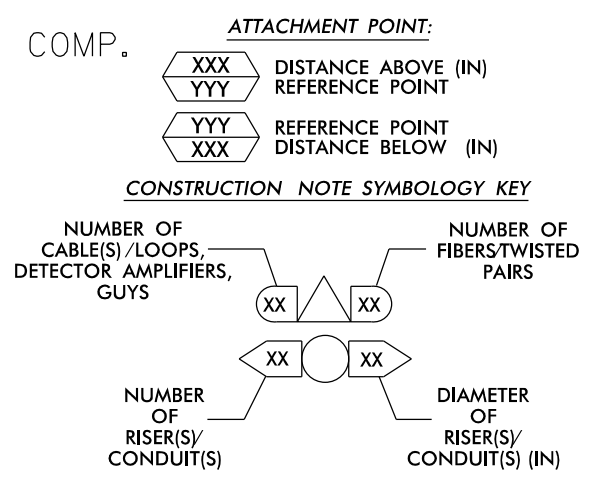
MATCHLINE - SHEET SCP-17



NOTES:

- 1. UNLESS OTHERWISE NOTED: - OVERLASH NEW FIBER OPTIC CABLE TO EXISTING COMMUNICATIONS CABLE. - ATTACH NEW MESSENGER CABLE 40" BELOW POWER. - ATTACH ON FRONT SIDE (FS) OF POLE. 2. SEAL ALL CONDUIT ENDS WITH DUCT AND CONDUIT SEALER AT ALL JUNCTION BOX /CABINET ENTRANCES.

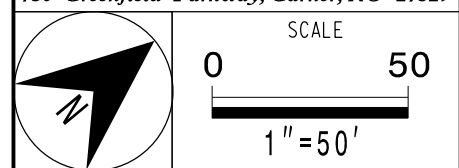
Table with 12 columns and 12 rows of construction notes, including items like 'INSTALL COMPOSITE CCTV CABLE', 'INSTALL WIRELESS DSL', and 'RELOCATE RADIO'.



ATKINS 5600 SEVENTY-SEVEN CENTER DRIVE, SUITE 340 CHARLOTTE, NORTH CAROLINA 28217 704-522-7275 NGBEES #F-0326 DOCUMENT NOT CONSIDERED FINAL UNLESS ALL SIGNATURES COMPLETED

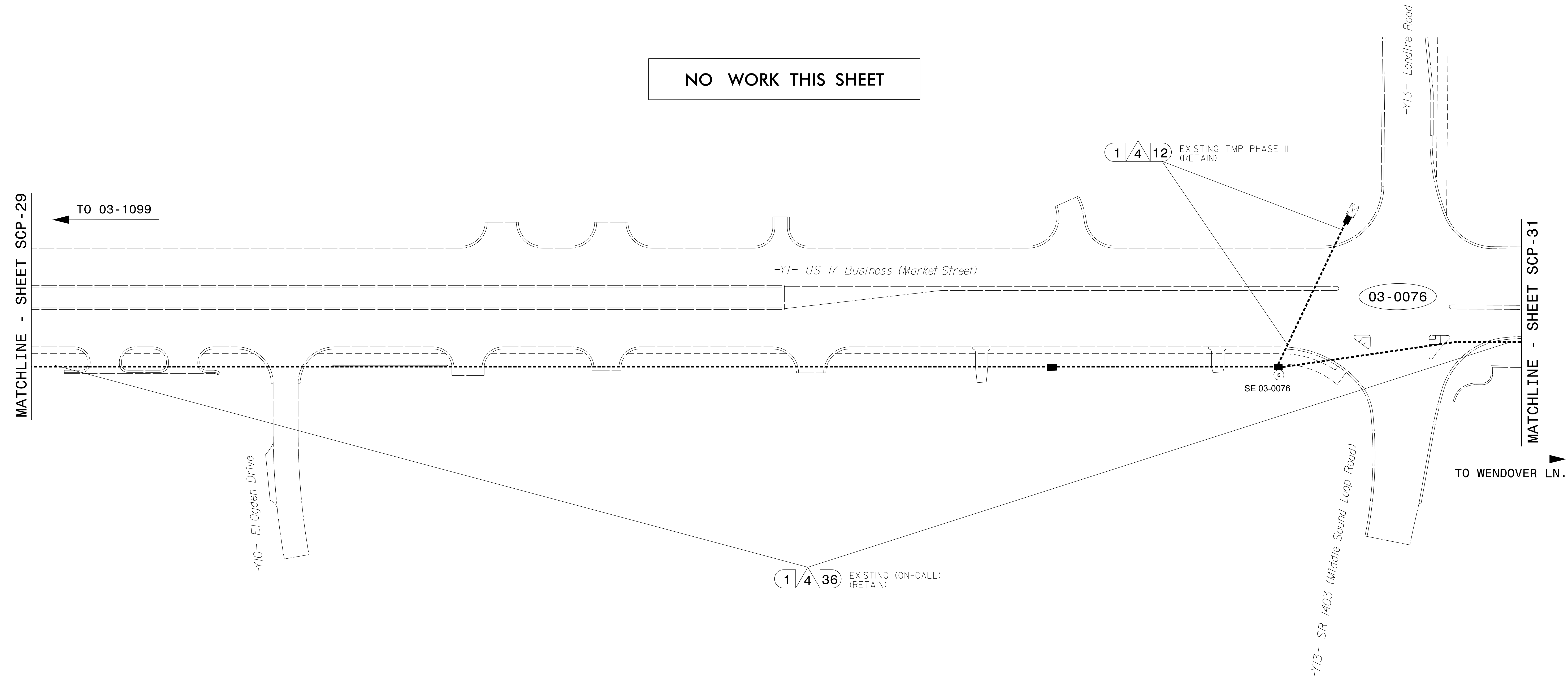
Project information block including 'SR 1409 (Military Cutoff Road) Cable Routing Plans', 'Division 3 New Hanover County Wilmington', and a signature seal for Henry Alfred Badgett III.

TMP FINAL



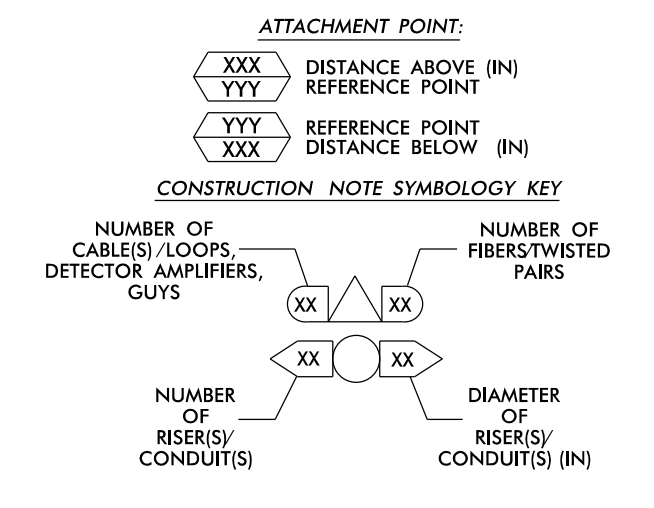
25-MAY-2017 15:22Z D:\proj\scop14\CP\W\T\off\cur\100053597 - U-4751 Military Cutoff\03B-QR\SCP_14.dgn BAO01500 - AT LUS35273

NO WORK THIS SHEET



- NOTES:**
- UNLESS OTHERWISE NOTED:
 - OVERLASH NEW FIBER OPTIC CABLE TO EXISTING COMMUNICATIONS CABLE.
 - ATTACH NEW MESSENGER CABLE 40" BELOW POWER.
 - ATTACH ON FRONT SIDE (FS) OF POLE.
 - SEAL ALL CONDUIT ENDS WITH DUCT AND CONDUIT SEALER AT ALL JUNCTION BOX / CABINET ENTRANCES.

1	INSTALL COMPOSITE CCTV CABLE	13	INSTALL HEAT SHRINK TUBING RETROFIT KIT	25	INSTALL NEW RISER INTO POLE MOUNTED CABINET	37	INSTALL CCTV WOOD POLE	49	REMOVE EXISTING COMMUNICATIONS CABLE	61	REMOVE EXISTING CCTV CAMERA ASSEMBLY	73	INSTALL DIGITAL VIDEO DECODER IN COMMUNICATIONS RACK
2	INSTALL LOW VOLTAGE POWER CABLE (24VAC)	14	INSTALL HIGH DENSITY POLYETHYLENE CONDUIT	26	INSTALL DIGITAL VIDEO ENCODER	38	INSTALL STANDARD SIZE JUNCTION BOX	50	INSTALL WIRELESS DSL	62	NEW CABINET ENTRANCE INTO NEW FOUNDATION	74	INSTALL CARD CAGE IN COMMUNICATIONS RACK
3	INSTALL CATEGORY 5E CABLE	15	DIRECTIONAL DRILL CONDUIT	27	INSTALL NEW ETHERNET EDGE SWITCH IN CABINET	39	INSTALL SPECIAL-SIZED JUNCTION BOX	51	INSTALL CABLE STORAGE GUIDE(S) [SNOW SHOES(S)] AND STORE 100 FEET OF EACH CABLE	63	DRILL/CORE DRILL EXISTING FOUNDATION	75	RELOCATE RADIO
4	INSTALL SMFO CABLE	16	BORE AND JACK CONDUIT	28	INSTALL INTERCONNECT CENTER, PATCH PANEL, JUMPERS, AND FUSION SPLICE CABLE IN CABINET	40	INSTALL OVER-SIZED JUNCTION BOX	52	INSTALL DELINEATOR MARKER	64	INTERCEPT AND REROUTE EXISTING CONDUITS		
5	BACK-PULL EXIST SMFO CABLE	17	INSTALL CABLE(S) IN EXISTING CONDUIT	29	INSTALL UNDERGROUND SPLICE ENCLOSURE	41	REMOVE EXISTING JUNCTION BOX	53	STORE 50 FEET OF COMMUNICATIONS CABLE (EACH CABLE)	65	BOND MESSENGER TO POLE GROUND		
6	INSTALL FIBER-OPTIC DROP CABLE	18	INSTALL CABLE(S) IN NEW CONDUIT	30	INSTALL AERIAL SPLICE ENCLOSURE	42	INSTALL WOOD POLE	54	LASH CABLE(S) TO EXISTING SIGNAL/COMMUNICATIONS CABLE	66	BOND RISER TO POLE GROUND		
7	INSTALL TRACER WIRE	19	INSTALL CABLE(S) IN EXISTING RISER(S)	31	INSTALL SPLICE CABINET	43	REMOVE EXISTING WOOD POLE	55	LASH CABLE(S) TO EXISTING MESSENGER CABLE	67	BOND TRACER WIRE TO EQUIPMENT GROUND BUS		
8	TRENCH CONDUIT	20	INSTALL CABLE(S) IN NEW RISER(S)	32	MODIFY EXISTING SPLICE ENCLOSURE OR INTERCONNECT CENTER	44	INSTALL AERIAL GUY ASSEMBLY	56	LASH CABLE(S) TO NEW MESSENGER CABLE	68	BOND TRACER WIRE TO POLE GROUND		
9	INSTALL PVC CONDUIT	21	INSTALL CABLE(S) IN EXISTING CABINET ENTRANCE	33	REMOVE EXISTING SPLICE / HUB / CCTV CABINET	45	INSTALL STANDARD GUY ASSEMBLY	57	MODIFY EXISTING ELECTRICAL SERVICE FOR CCTV	69	INSTALL NEW ETHERNET CORE SWITCH IN COMMUNICATIONS RACK		
10	INSTALL RIGID, GALVANIZED STEEL CONDUIT	22	INSTALL NEW CONDUIT INTO CABINET BASE (USE EX CABINET ENTRANCE WHEN AVAILABLE)	34	INSTALL CABINET FOUNDATION	46	INSTALL SIDEWALK GUY ASSEMBLY	58	INSTALL NEW ELECTRICAL SERVICE FOR CCTV	70	INSTALL CCTV METAL POLE & FOUNDATION		
11	INSTALL RIGID, GALVANIZED STEEL RISER WITH WEATHERHEAD	23	INSTALL NEW RISER INTO CABINET BASE (USE EX CABINET ENTRANCE WHEN AVAILABLE)	35	REMOVE EXISTING CABINET FOUNDATION	47	INSTALL MESSENGER CABLE	59	INSTALL NEW POLE MOUNTED CCTV CABINET (336)	71	RELOCATE FO TRANSCEIVER		
12	INSTALL RIGID, GALVANIZED STEEL RISER WITH HEAT SHRINK TUBING	24	INSTALL NEW CONDUIT INTO POLE MOUNTED CABINET	36	INSTALL CCTV CAMERA ASSEMBLY	48	REMOVE EXISTING COMMUNICATIONS CABLE AND MESSENGER CABLE	60	REMOVE EXISTING METAL CCTV POLE AND FOUNDATION	72	INSTALL FO TRANSCEIVER		



TMP FINAL

ATKINS 5600 SEVENTY-SEVEN CENTER DRIVE, SUITE 340
 CHARLOTTE, NORTH CAROLINA 28217
 704-522-7275 NGBEES #F-0326

DOCUMENT NOT CONSIDERED FINAL UNLESS ALL SIGNATURES COMPLETED

Prepared for the Offices of:

SR 1409 (Military Cutoff Road)

Cable Routing Plans

Division 3 New Hanover County Wilmington

PLAN DATE: May 2017 REVIEWED BY: HA Badgett

PREPARED BY: JA Wiles REVIEWED BY: BJ Slocum

REVISIONS: INIT. DATE

750 Greenfield Parkway, Garner, NC 27529

SCALE: 1"=50'

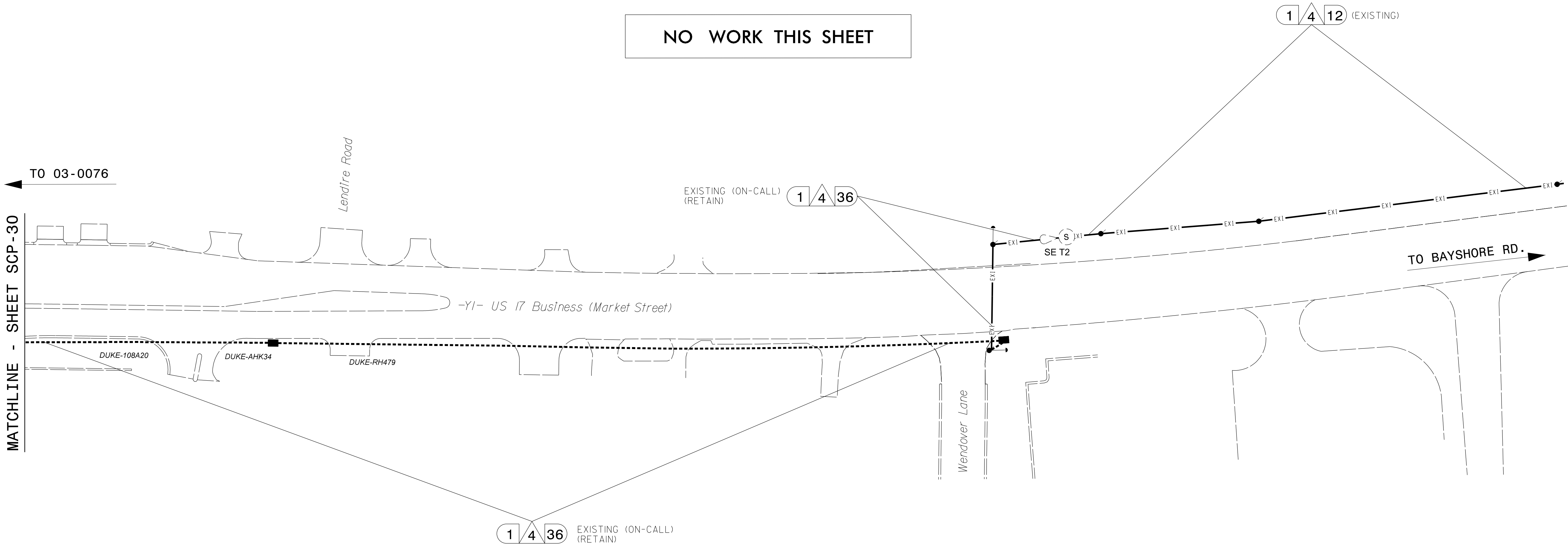
Seal: HENRY ALFRED BADGETT III, PROFESSIONAL ENGINEER, 019962

6/6/2017 DATE

CADD Filename: SCP 16.dgn

25-MAY-2017 15:22Z
 0:J:\consp0r101\csm\tr\off\cur*100053597 - U-4751 Military Cutoff*03B-QR*SCP 16.dgn
 BADD1500 - AT LUS35273

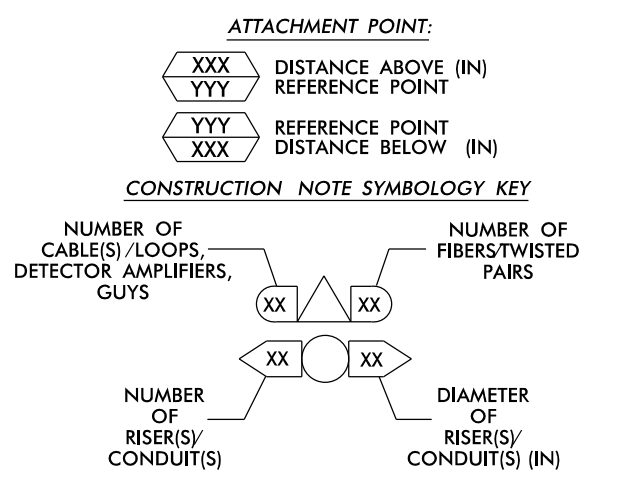
NO WORK THIS SHEET



NOTES:

- 1. UNLESS OTHERWISE NOTED:
 - OVERLASH NEW FIBER OPTIC CABLE TO EXISTING COMMUNICATIONS CABLE.
 - ATTACH NEW MESSENGER CABLE 40" BELOW POWER.
 - ATTACH ON FRONT SIDE (FS) OF POLE.
- 2. SEAL ALL CONDUIT ENDS WITH DUCT AND CONDUIT SEALER AT ALL JUNCTION BOX /CABINET ENTRANCES.

1	INSTALL COMPOSITE CCTV CABLE	13	INSTALL HEAT SHRINK TUBING RETROFIT KIT	25	INSTALL NEW RISER INTO POLE MOUNTED CABINET	37	INSTALL CCTV WOOD POLE	49	REMOVE EXISTING COMMUNICATIONS CABLE	61	REMOVE EXISTING CCTV CAMERA ASSEMBLY	73	INSTALL DIGITAL VIDEO DECODER IN COMMUNICATIONS RACK
2	INSTALL LOW VOLTAGE POWER CABLE (24VAC)	14	INSTALL HIGH DENSITY POLYETHYLENE CONDUIT	26	INSTALL DIGITAL VIDEO ENCODER	38	INSTALL STANDARD SIZE JUNCTION BOX	50	INSTALL WIRELESS DSL	62	NEW CABINET ENTRANCE INTO NEW FOUNDATION	74	INSTALL CARD CAGE IN COMMUNICATIONS RACK
3	INSTALL CATEGORY 5E CABLE	15	DIRECTIONAL DRILL CONDUIT	27	INSTALL NEW ETHERNET EDGE SWITCH IN CABINET	39	INSTALL SPECIAL-SIZED JUNCTION BOX	51	INSTALL CABLE STORAGE GUIDE(S) [SNOW SHOE(S)] AND STORE 100 FEET OF EACH CABLE	63	DRILL/CORE DRILL EXISTING FOUNDATION	75	RELOCATE RADIO
4	INSTALL SMFO CABLE	16	BORE AND JACK CONDUIT	28	INSTALL INTERCONNECT CENTER, PATCH PANEL, JUMPERS, AND FUSION SPLICE CABLE IN CABINET	40	INSTALL OVER-SIZED JUNCTION BOX	52	INSTALL DELINEATOR MARKER	64	INTERCEPT AND REROUTE EXISTING CONDUITS		
5	BACK-PULL EXIST SMFO CABLE	17	INSTALL CABLE(S) IN EXISTING CONDUIT	29	INSTALL UNDERGROUND SPLICE ENCLOSURE	41	REMOVE EXISTING JUNCTION BOX	53	STORE 50 FEET OF COMMUNICATIONS CABLE (EACH CABLE)	65	BOND MESSENGER TO POLE GROUND		
6	INSTALL FIBER-OPTIC DROP CABLE	18	INSTALL CABLE(S) IN NEW CONDUIT	30	INSTALL AERIAL SPLICE ENCLOSURE	42	INSTALL WOOD POLE	54	LASH CABLE(S) TO EXISTING SIGNAL/COMMUNICATIONS CABLE	66	BOND RISER TO POLE GROUND		
7	INSTALL TRACER WIRE	19	INSTALL CABLE(S) IN EXISTING RISER(S)	31	INSTALL SPLICE CABINET	43	REMOVE EXISTING WOOD POLE	55	LASH CABLE(S) TO EXISTING MESSENGER CABLE	67	BOND TRACER WIRE TO EQUIPMENT GROUND BUS		
8	TRENCH CONDUIT	20	INSTALL CABLE(S) IN NEW RISER(S)	32	MODIFY EXISTING SPLICE ENCLOSURE OR INTERCONNECT CENTER	44	INSTALL AERIAL GUY ASSEMBLY	56	LASH CABLE(S) TO NEW MESSENGER CABLE	68	BOND TRACER WIRE TO POLE GROUND		
9	INSTALL PVC CONDUIT	21	INSTALL CABLE(S) IN EXISTING CABINET ENTRANCE	33	REMOVE EXISTING SPLICE /HUB / CABINET	45	INSTALL STANDARD GUY ASSEMBLY	57	MODIFY EXISTING ELECTRICAL SERVICE FOR CCTV	69	INSTALL NEW ETHERNET CORE SWITCH IN COMMUNICATIONS RACK		
10	INSTALL RIGID, GALVANIZED STEEL CONDUIT	22	INSTALL NEW CONDUIT INTO CABINET BASE (USE EX CABINET ENTRANCE WHEN AVAILABLE)	34	INSTALL CABINET FOUNDATION	46	INSTALL SIDEWALK GUY ASSEMBLY	58	INSTALL NEW ELECTRICAL SERVICE FOR CCTV	70	INSTALL CCTV METAL POLE & FOUNDATION		
11	INSTALL RIGID, GALVANIZED STEEL RISER WITH WEATHERHEAD	23	INSTALL NEW RISER INTO CABINET BASE (USE EX CABINET ENTRANCE WHEN AVAILABLE)	35	REMOVE EXISTING CABINET FOUNDATION	47	INSTALL MESSENGER CABLE	59	INSTALL NEW POLE MOUNTED CCTV CABINET (336)	71	RELOCATE FO TRANSCEIVER		
12	INSTALL RIGID, GALVANIZED STEEL RISER WITH HEAT SHRINK TUBING	24	INSTALL NEW CONDUIT INTO POLE MOUNTED CABINET	36	INSTALL CCTV CAMERA ASSEMBLY	48	REMOVE EXISTING COMMUNICATIONS CABLE AND MESSENGER CABLE	60	REMOVE EXISTING METAL CCTV POLE AND FOUNDATION	72	INSTALL FO TRANSCEIVER		



TMP FINAL

ATKINS 5600 SEVENTY-SEVEN CENTER DRIVE, SUITE 340
 CHARLOTTE, NORTH CAROLINA 28217
 704-522-7275 NGBEES #F-0326

DOCUMENT NOT CONSIDERED FINAL UNLESS ALL SIGNATURES COMPLETED

Prepared for the Offices of:

SR 1409 (Military Cutoff Road) Communications Cable and Conduit Routing Plan (On-Call)

Division 3 New Hanover County Wilmington

PLAN DATE: May 2017 REVIEWED BY: HA Badgett

PREPARED BY: JA Wiles REVIEWED BY: BJ Slocum

REVISIONS: INIT. DATE

SCALE: 1"=50'

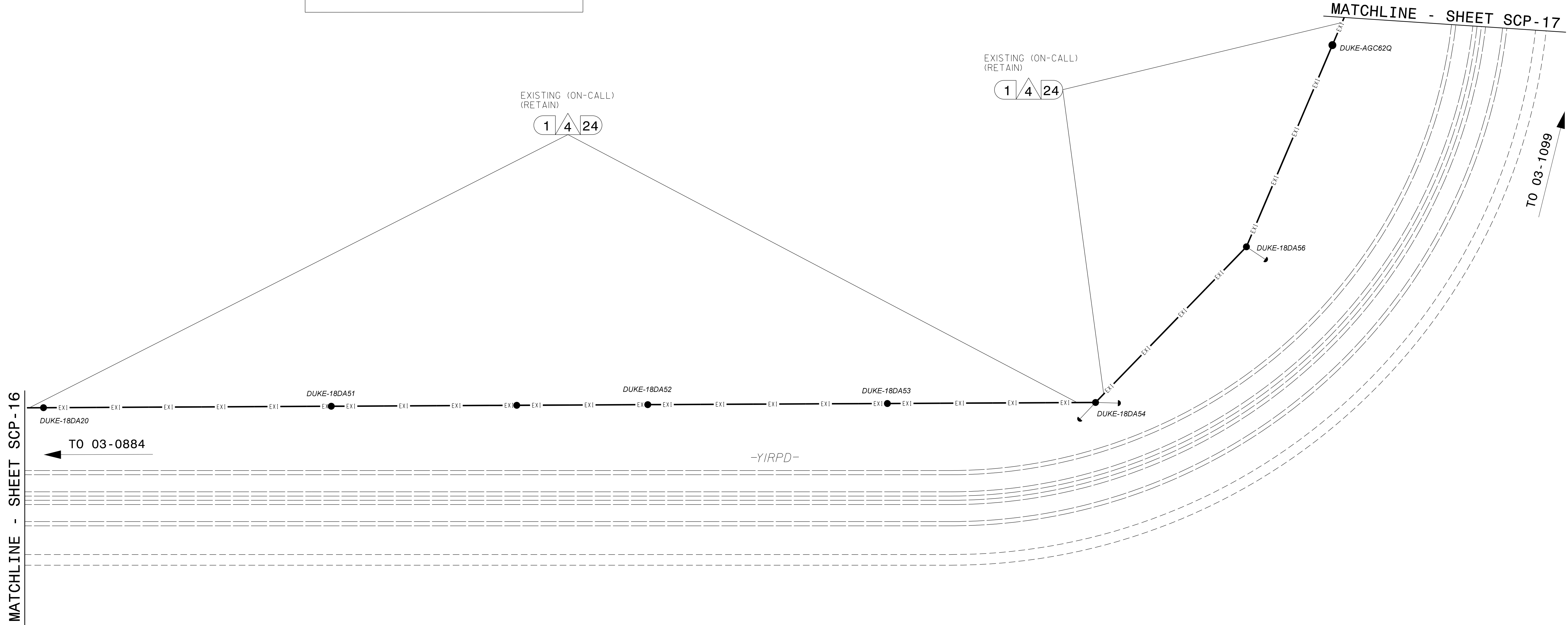
Seal: HENRY ALFRED BADGETT III, PROFESSIONAL ENGINEER, SEAL 019962

DATE: 6/6/2017

CADD Filename: SCP 17.dgn

25-MAY-2017 15:23
 0:\j\cnsdp\101\csm\17\off\off\cur\100053597 - U-4751 Military Cutoff\03B-QR\SCP 17.dgn
 BAO07500 - AT LUS35273

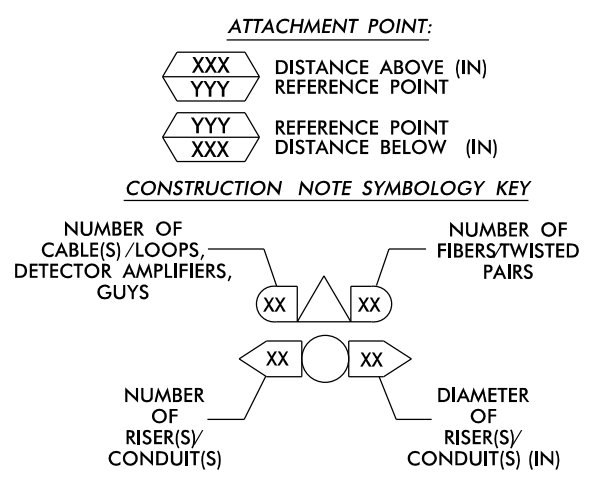
NO WORK THIS SHEET



NOTES:

- 1. UNLESS OTHERWISE NOTED:
- OVERLASH NEW FIBER OPTIC CABLE TO EXISTING COMMUNICATIONS CABLE.
- ATTACH NEW MESSENGER CABLE 40" BELOW POWER.
- ATTACH ON FRONT SIDE (FS) OF POLE.
2. SEAL ALL CONDUIT ENDS WITH DUCT AND CONDUIT SEALER AT ALL JUNCTION BOX /CABINET ENTRANCES.

Table with 7 columns and 12 rows of construction notes, including items like 'INSTALL COMPOSITE CCTV CABLE', 'INSTALL WIRELESS DSL', 'REMOVE EXISTING COMMUNICATIONS CABLE', etc.

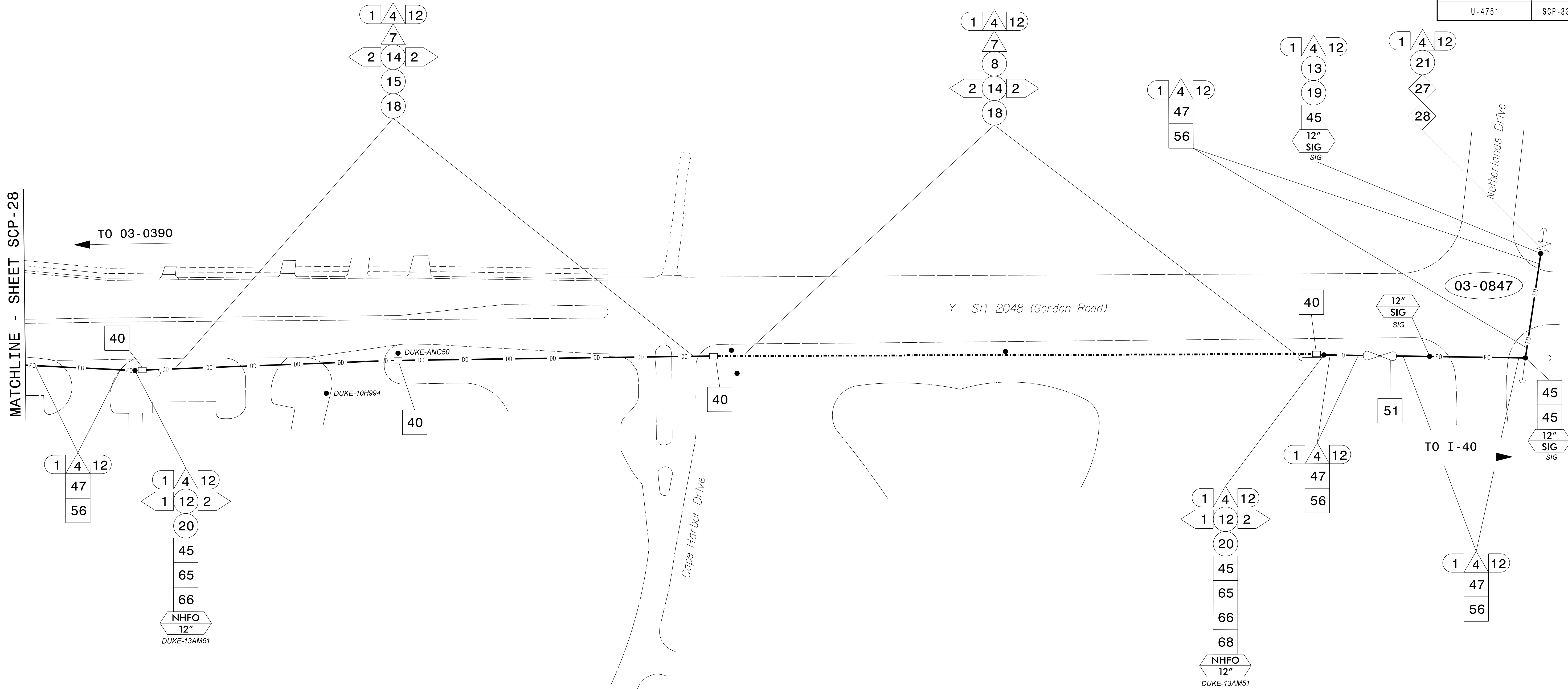


TMP FINAL

ATKINS logo and address: 5600 SEVENTY-SEVEN CENTER DRIVE, SUITE 340 CHARLOTTE, NORTH CAROLINA 28217

Project information block including 'SR 1409 (Military Cutoff Road) Cable Routing Plans', 'Division 3 New Hanover County Wilmington', and a professional seal for Alfred Badgett III.

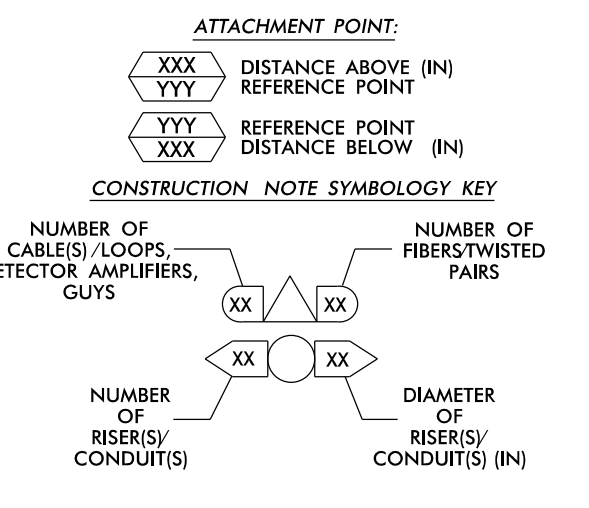
25-MAY-2017 15:23 0:\jrc\scop101\csm\101\off\off\cur*100053597 - U-4751 Military Cutoff\03B-QR\SCP_18.dgn BADD1500 - AT LUS35273



NOTES:

- 1. UNLESS OTHERWISE NOTED:
 - OVERLASH NEW FIBER OPTIC CABLE TO EXISTING COMMUNICATIONS CABLE.
 - ATTACH NEW MESSENGER CABLE 40" BELOW POWER.
 - ATTACH ON FRONT SIDE (FS) OF POLE.
- 2. SEAL ALL CONDUIT ENDS WITH DUCT AND CONDUIT SEALER AT ALL JUNCTION BOX /CABINET ENTRANCES.

1. INSTALL COMPOSITE CCTV CABLE	13. INSTALL HEAT SHRINK TUBING RETROFIT KIT	25. INSTALL NEW RISER INTO POLE MOUNTED CABINET	37. INSTALL CCTV WOOD POLE	49. REMOVE EXISTING COMMUNICATIONS CABLE	61. REMOVE EXISTING CCTV CAMERA ASSEMBLY	73. INSTALL DIGITAL VIDEO DECODER IN COMMUNICATIONS RACK
2. INSTALL LOW VOLTAGE POWER CABLE (24VAC)	14. INSTALL HIGH DENSITY POLYETHYLENE CONDUIT	26. INSTALL DIGITAL VIDEO ENCODER	38. INSTALL STANDARD SIZE JUNCTION BOX	50. INSTALL WIRELESS DSL	62. NEW CABINET ENTRANCE INTO NEW FOUNDATION	74. INSTALL CARD CAGE IN COMMUNICATIONS RACK
3. INSTALL CATEGORY 5E CABLE	15. DIRECTIONAL DRILL CONDUIT	27. INSTALL NEW ETHERNET EDGE SWITCH IN CABINET	39. INSTALL SPECIAL-SIZED JUNCTION BOX	51. INSTALL CABLE STORAGE GUIDE(S) [SNOW SHOE(S)] AND STORE 100 FEET OF EACH CABLE	63. DRILL/CORE DRILL EXISTING FOUNDATION	75. RELOCATE RADIO
4. INSTALL SMFO CABLE	16. BORE AND JACK CONDUIT	28. INSTALL INTERCONNECT CENTER, PATCH PANEL, JUMPERS, AND FUSION SPLICE CABLE IN CABINET	40. INSTALL OVER-SIZED JUNCTION BOX	52. INSTALL DELINEATOR MARKER	64. INTERCEPT AND REROUTE EXISTING CONDUITS	
5. BACK-PULL EXIST SMFO CABLE	17. INSTALL CABLE(S) IN EXISTING CONDUIT	29. INSTALL UNDERGROUND SPLICE ENCLOSURE	41. REMOVE EXISTING JUNCTION BOX	53. STORE 50 FEET OF COMMUNICATIONS CABLE (EACH CABLE)	65. BOND MESSENGER TO POLE GROUND	
6. INSTALL FIBER-OPTIC DROP CABLE	18. INSTALL CABLE(S) IN NEW CONDUIT	30. INSTALL AERIAL SPLICE ENCLOSURE	42. INSTALL WOOD POLE	54. LASH CABLE(S) TO EXISTING SIGNAL/COMMUNICATIONS CABLE	66. BOND RISER TO POLE GROUND	
7. INSTALL TRACER WIRE	19. INSTALL CABLE(S) IN EXISTING RISER(S)	31. INSTALL SPLICE CABINET	43. REMOVE EXISTING WOOD POLE	55. LASH CABLE(S) TO EXISTING MESSENGER CABLE	67. BOND TRACER WIRE TO EQUIPMENT GROUND BUS	
8. TRENCH CONDUIT	20. INSTALL CABLE(S) IN NEW RISER(S)	32. MODIFY EXISTING SPLICE ENCLOSURE OR INTERCONNECT CENTER	44. INSTALL AERIAL GUY ASSEMBLY	56. LASH CABLE(S) TO NEW MESSENGER CABLE	68. BOND TRACER WIRE TO POLE GROUND	
9. INSTALL PVC CONDUIT	21. INSTALL CABLE(S) IN EXISTING CABINET ENTRANCE	33. REMOVE EXISTING SPLICE /HUB /CCTV CABINET	45. INSTALL STANDARD GUY ASSEMBLY	57. MODIFY EXISTING ELECTRICAL SERVICE FOR CCTV	69. INSTALL NEW ETHERNET CORE SWITCH IN COMMUNICATIONS RACK	
10. INSTALL RIGID, GALVANIZED STEEL CONDUIT	22. INSTALL NEW CONDUIT INTO CABINET BASE (USE EX CABINET ENTRANCE WHEN AVAILABLE)	34. INSTALL CABINET FOUNDATION	46. INSTALL SIDEWALK GUY ASSEMBLY	58. INSTALL NEW ELECTRICAL SERVICE FOR CCTV	70. INSTALL CCTV METAL POLE & FOUNDATION	
11. INSTALL RIGID, GALVANIZED STEEL RISER WITH WEATHERHEAD	23. INSTALL NEW RISER INTO CABINET BASE (USE EX CABINET ENTRANCE WHEN AVAILABLE)	35. REMOVE EXISTING CABINET FOUNDATION	47. INSTALL MESSENGER CABLE	59. INSTALL NEW POLE MOUNTED CCTV CABINET (336)	71. RELOCATE FO TRANSCEIVER	
12. INSTALL RIGID, GALVANIZED STEEL RISER WITH HEAT SHRINK TUBING	24. INSTALL NEW CONDUIT INTO POLE MOUNTED CABINET	36. INSTALL CCTV CAMERA ASSEMBLY	48. REMOVE EXISTING COMMUNICATIONS CABLE AND MESSENGER CABLE	60. REMOVE EXISTING METAL CCTV POLE AND FOUNDATION	72. INSTALL FO TRANSCEIVER	



TMP FINAL

ATKINS 5600 SEVENTY-SEVEN CENTER DRIVE, SUITE 340
CHARLOTTE, NORTH CAROLINA 28217
704-522-7275 NGBEES #F-0326

Prepared for the Offices of:

 SR 1409 (Military Cutoff Road)
 Cable Routing Plans

Division 3 New Hanover County Wilmington
 PLAN DATE: May 2017 REVIEWED BY: HA Badgett
 PREPARED BY: JA Wiles REVIEWED BY: BJ Slocum

REVISIONS: _____ INIT. DATE: _____


SCALE: 1"=50'

Seal:

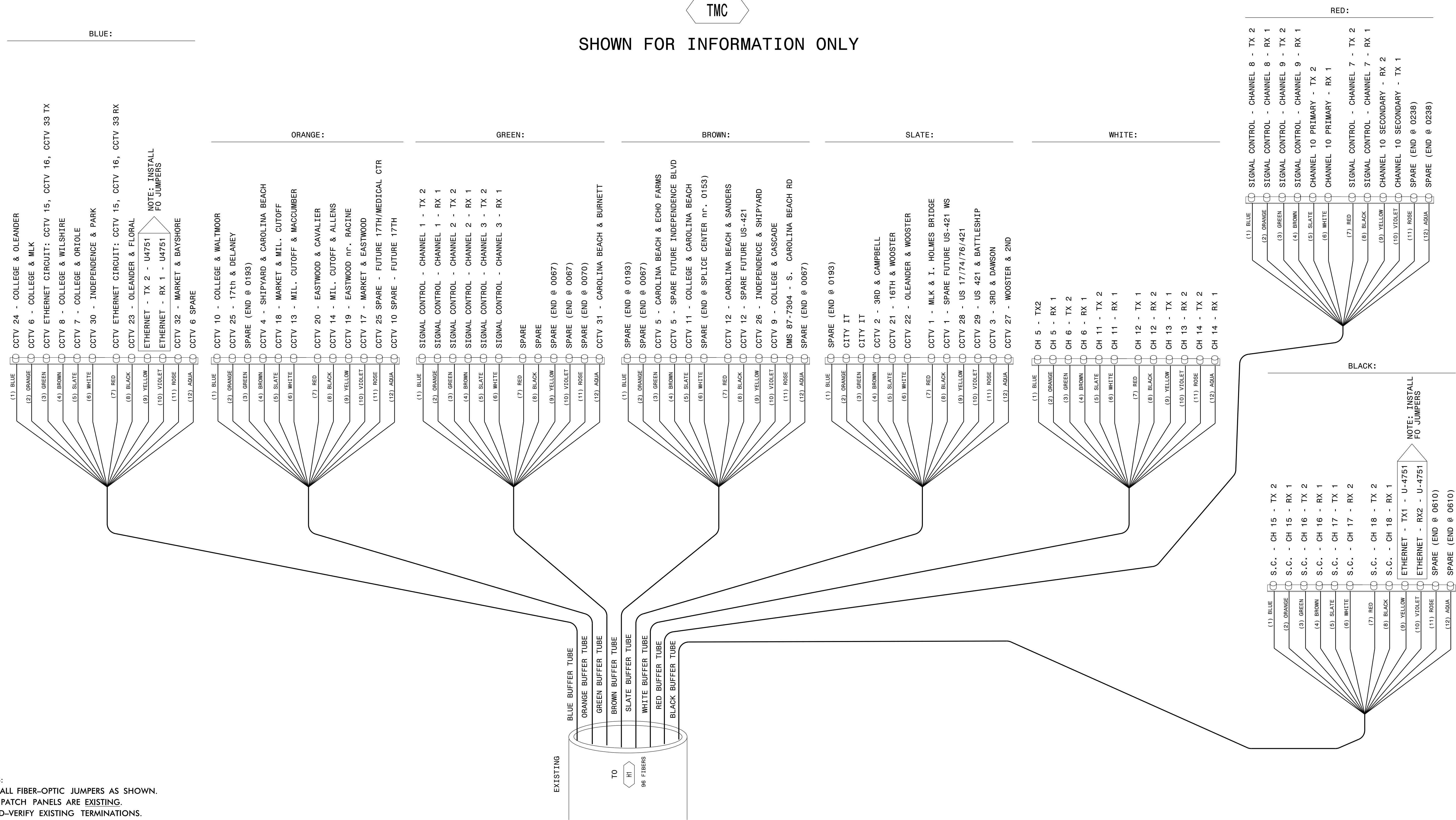
DATE: 6/6/2017
 CADD Filename: SCP 19.dgn

25-MAY-2017 15:23
D:\proj\scop101\csm\tr\off\cur\100053597 - U-4751 Military Cutoff\03B-QR\SCP 19.dgn
BA007500 AT LUS35273

SPLICE DETAIL



SHOWN FOR INFORMATION ONLY



- NOTES:**
1. INSTALL FIBER-OPTIC JUMPERS AS SHOWN.
 2. ALL PATCH PANELS ARE EXISTING.
 3. FIELD-VERIFY EXISTING TERMINATIONS.

LEGEND

E = EXIST. FUSION SPLICE INDIVIDUAL FIBER TO REMAIN
X = FUSION SPLICE INDIVIDUAL FIBER
C = CAP AND SEAL
EXPRESS = EXPRESS ENTIRE BUFFER TUBE / FIBERS THROUGH WITHOUT CUTTING
BUFFER SPLICE = SPLICE ALL FIBERS IN BUFFER TUBE COLOR TO COLOR

- NOTES**
1. UNUSED FIBERS LEFT COILED AND STORED IN SPLICE TRAY.
 2. UNUSED BUFFER TUBES LEFT COILED AND STORED IN SPLICE ENCLOSURE.
 3. EDGE SWITCH CONFIGURATIONS ARE GENERIC. CONTRACTOR IS RESPONSIBLE FOR DETERMINING/ENSURING THE PROPER TERMINATIONS.
 4. TWO (2) WEEKS PRIOR TO BEGINNING WORK ON THE SIGNAL SYSTEM, CONTACT THE CITY OF WILMINGTON SENIOR SIGNAL SYSTEM OPERATOR, DENYS VIELKANOWITZ, AT 910-341-4676 TO ARRANGE FOR THE CITY OF WILMINGTON TO PROGRAM THE NEW FIELD ETHERNET SWITCHES WITH THE NECESSARY NETWORK CONFIGURATION DATA INCLUDING BUT NOT LIMITED TO: THE PROJECT IP ADDRESS, DEFAULT GATEWAY, SUBNET MASK AND VLAN ID INFORMATION. NOTIFY THE SENIOR SIGNAL SYSTEM OPERATOR AFTER ALL WORK IS PERFORMED TO ENSURE THAT ALL FIBER CIRCUITS ARE FUNCTIONING PROPERLY. WORK IS NOT COMPLETE UNTIL THE SIGNAL SYSTEM IS BACK UP AND OPERATIONAL.
 5. CONTRACTOR TO RECORD EXISTING SPLICE ARRANGEMENT FOR COMPARISON TO THE SUPPLIED SPLICE DETAILS. IF DISCREPANCIES EXIST, CONTACT THE ENGINEER TO DETERMINE HOW TO PROCEED WITH RESPLICING. PROVIDE AS-BUILT PLANS TO THE ENGINEER IF FINAL SPLICE ARRANGED DIFFERS FROM THE SUPPLIED SPLICE DETAILS.
 6. INCLUDE ON THE COVER OF EACH SPLICE TRAY THE FOLLOWING INFORMATION (SEE STANDARD SPECIFICATIONS ARTICLE 1731-3(A)):
 - a. SPLICE LOCATION
 - b. DATE
 - c. COMPANY NAME
 - d. NAME OF INDIVIDUAL PERFORMING THE SPLICE
 PRIOR TO INSTALLING THE COVER ON THE SPLICE TRAY, TAKE A DIGITAL PHOTOGRAPH SHOWING THE SPLICE TRAY AND INFORMATION SHOWN ABOVE (ITEMS A-D) AND SUBMIT PHOTOGRAPH ALONG WITH OTDR TEST RESULTS.

COLOR CODE
TIA/EIA 598-B

(1) BLUE	(7) RED
(2) ORANGE	(8) BLACK
(3) GREEN	(9) YELLOW
(4) BROWN	(10) VIOLET
(5) SLATE	(11) ROSE
(6) WHITE	(12) AQUA

ATKINS

6000 SEVENTY-SEVEN CENTER DRIVE, SUITE 340
CHARLOTTE, NORTH CAROLINA 28217
(704)-522-7275 NCBEES #F-0326

Prepared for the Offices of:
Traffic Engineering and Safety Systems Division
DEPARTMENT OF TRANSPORTATION
North Carolina Department of Transportation

750 Greenfield Parkway, Garner, NC 27529

SCALE
N.T.S.

SR 1409 (Military Cutoff Road)

Fiber Optic Splicing Details

Division 3 New Hanover County Wilmington

PLAN DATE: May 2017	REVIEWED BY: H A Badgett
PREPARED BY: G B Spell	REVIEWED BY: B J Slocum

REVISIONS

NO.	DESCRIPTION	INIT.	DATE

DOCUMENT NOT CONSIDERED FINAL UNLESS ALL SIGNATURES COMPLETED

SEAL

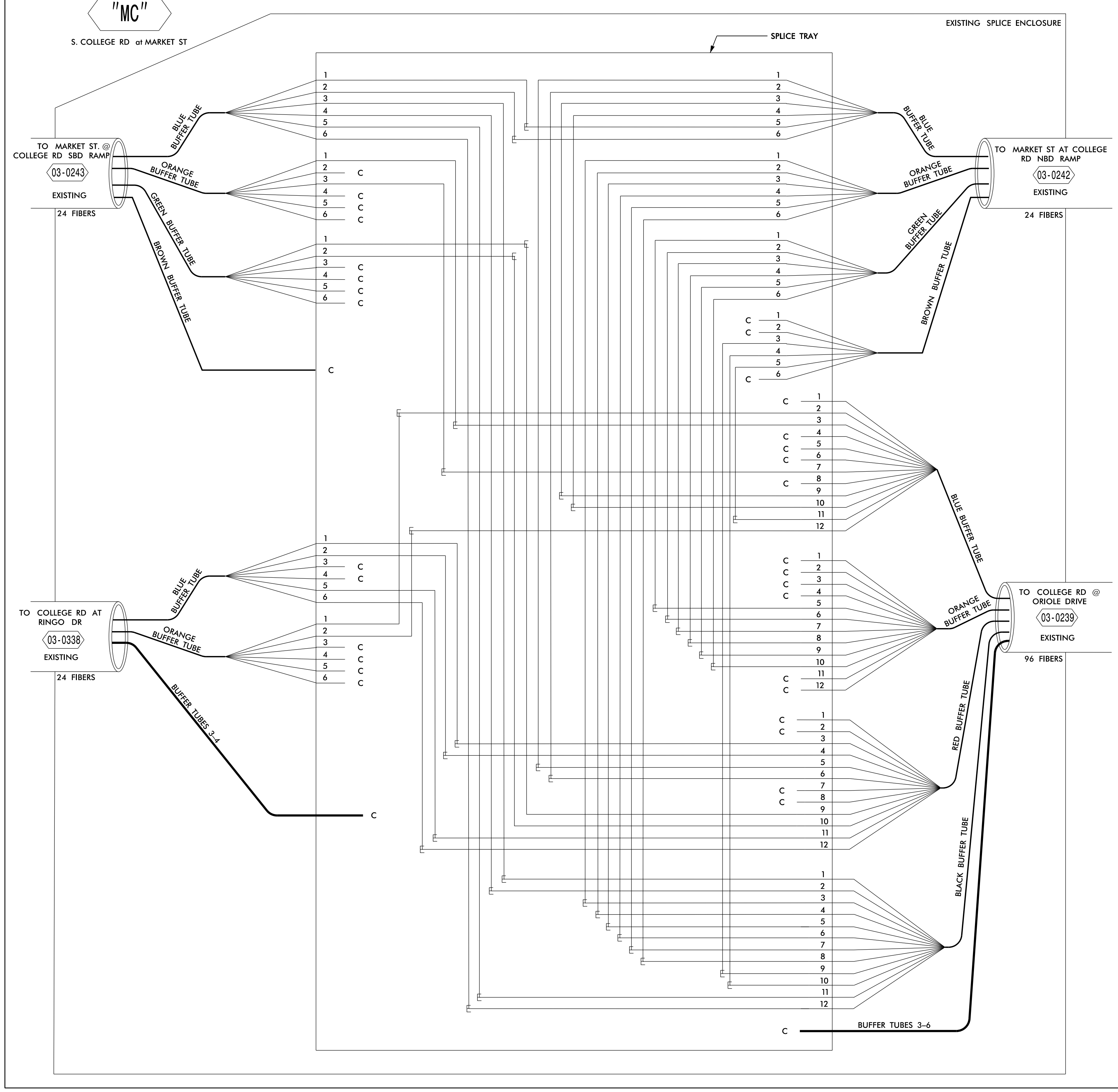
NORTH CAROLINA PROFESSIONAL ENGINEER
HENRY ALFRED BAIGITT
019962

Developed by: Henry Alfred Baigitt III 6/6/2017
DATE

CADD Filename: SCP 34.dgn

25-MAY-2017 15:23 D:\proj\ansbor101\cor\w\tr\off\cur*00053597 - U-4751 Military Cutoff\03B-QR\Comme\SCP 34.dgn BMD1500 - AT LUS353213

SPLICE ENCLOSURE NO. "MC"



NO WORK THIS SHEET

TMP FINAL

LEGEND

COLOR CODE TIA/EIA 598-B	
(1) BLUE	(7) RED
(2) ORANGE	(8) BLACK
(3) GREEN	(9) YELLOW
(4) BROWN	(10) VIOLET
(5) SLATE	(11) ROSE
(6) WHITE	(12) AQUA

E = EXIST. FUSION SPLICE INDIVIDUAL FIBER TO REMAIN
 X = FUSION SPLICE INDIVIDUAL FIBER
 C = CAP AND SEAL

EXPRESS = EXPRESS ENTIRE BUFFER TUBE / FIBERS THROUGH WITHOUT CUTTING
BUFFER SPLICE = SPLICE ALL FIBERS IN BUFFER TUBE COLOR TO COLOR

NOTES

- UNUSED FIBERS LEFT COILED AND STORED IN SPLICE TRAY.
- UNUSED BUFFER TUBES LEFT COILED AND STORED IN SPLICE ENCLOSURE.
- EDGE SWITCH CONFIGURATIONS ARE GENERIC. CONTRACTOR IS RESPONSIBLE FOR DETERMINING/ENSURING THE PROPER TERMINATIONS.
- TWO (2) WEEKS PRIOR TO BEGINNING WORK ON THE SIGNAL SYSTEM, CONTACT THE CITY OF WILMINGTON SENIOR SIGNAL SYSTEM OPERATOR, DENYS VIELKANOWITZ, AT 910-341-4676 TO ARRANGE FOR THE CITY OF WILMINGTON TO PROGRAM THE NEW FIELD ETHERNET SWITCHES WITH THE NECESSARY NETWORK CONFIGURATION DATA INCLUDING BUT NOT LIMITED TO: THE PROJECT IP ADDRESS, DEFAULT GATEWAY, SUBNET MASK AND VLAN ID INFORMATION. NOTIFY THE SENIOR SIGNAL SYSTEM OPERATOR AFTER ALL WORK IS PERFORMED TO ENSURE THAT ALL FIBER CIRCUITS ARE FUNCTIONING PROPERLY. WORK IS NOT COMPLETE UNTIL THE SIGNAL SYSTEM IS BACK UP AND OPERATIONAL.
- CONTRACTOR TO RECORD EXISTING SPLICE ARRANGEMENT FOR COMPARISON TO THE SUPPLIED SPLICE DETAILS. IF DISCREPANCIES EXIST, CONTACT THE ENGINEER TO DETERMINE HOW TO PROCEED WITH RESPLICING. PROVIDE AS-BUILT PLANS TO THE ENGINEER IF FINAL SPLICE ARRANGED DIFFERS FROM THE SUPPLIED SPLICE DETAILS.
- INCLUDE ON THE COVER OF EACH SPLICE TRAY THE FOLLOWING INFORMATION (SEE STANDARD SPECIFICATIONS ARTICLE 1731-3(A)):
 a. SPLICE LOCATION
 b. DATE
 c. COMPANY NAME
 d. NAME OF INDIVIDUAL PERFORMING THE SPLICE
 PRIOR TO INSTALLING THE COVER ON THE SPLICE TRAY, TAKE A DIGITAL PHOTOGRAPH SHOWING THE SPLICE TRAY AND INFORMATION SHOWN ABOVE (ITEMS A-D) AND SUBMIT PHOTOGRAPH ALONG WITH OTDR TEST RESULTS.

5600 SEVENTY-SEVEN CENTER DRIVE, SUITE 340
 CHARLOTTE, NORTH CAROLINA 28217
 (704)-522-7275 NCBEECS #F-0326

SR 1409 (Military Cutoff Road)

Fiber Optic Splicing Details

Division 3 New Hanover County Wilmington

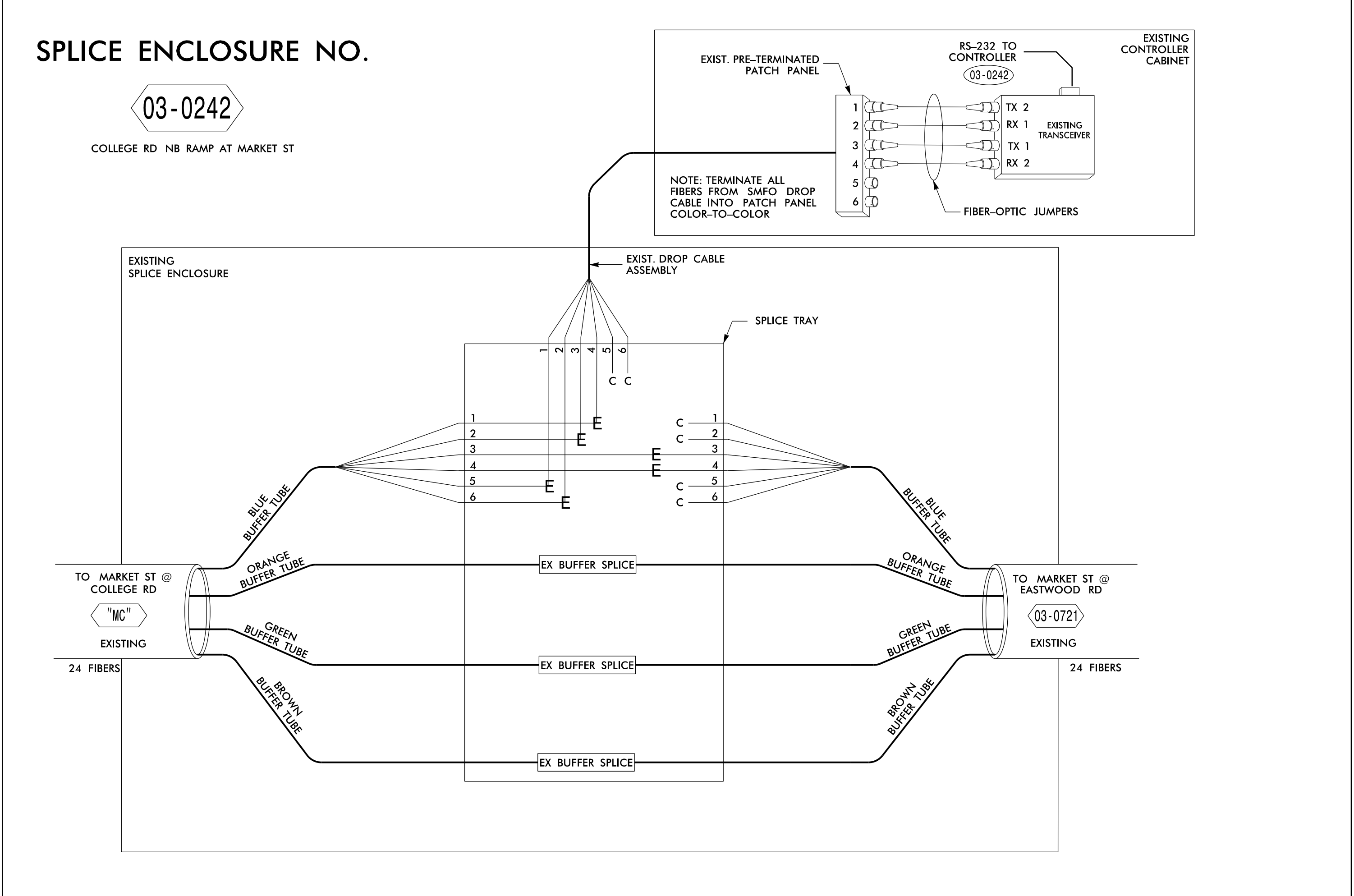
PLAN DATE: May 2017 REVIEWED BY: H A Badgett

PREPARED BY: G B Spell REVIEWED BY: B J Slocum

SCALE: N.T.S.

DOCUMENT NOT CONSIDERED FINAL
UNLESS ALL SIGNATURES COMPLETED

25-MAY-2017 15:23 0:\j\comsor101\comsor101\dwg\off\cur*00053597 - U-4751 Military Cutoff\03B-QR\Comme*SCP_35.dgn BA007500 - AT LUS35273



NOTE: BUFFER TUBES IN EXISTING CABLE ARE 6 STRANDS EACH.

NO WORK THIS SHEET

TMP FINAL

LEGEND

COLOR CODE TIA/EIA 598-B		E = EXIST. FUSION SPICE INDIVIDUAL FIBER TO REMAIN
(1) BLUE	(7) RED	X = FUSION SPICE INDIVIDUAL FIBER
(2) ORANGE	(8) BLACK	C = CAP AND SEAL
(3) GREEN	(9) YELLOW	EXPRESS = EXPRESS ENTIRE BUFFER TUBE / FIBERS THROUGH WITHOUT CUTTING
(4) BROWN	(10) VIOLET	BUFFER SPICE = SPICE ALL FIBERS IN BUFFER TUBE COLOR TO COLOR
(5) SLATE	(11) ROSE	
(6) WHITE	(12) AQUA	

NOTES

- UNUSED FIBERS LEFT COILED AND STORED IN SPICE TRAY.
- UNUSED BUFFER TUBES LEFT COILED AND STORED IN SPICE ENCLOSURE.
- EDGE SWITCH CONFIGURATIONS ARE GENERIC. CONTRACTOR IS RESPONSIBLE FOR DETERMINING/ENSURING THE PROPER TERMINATIONS.
- TWO (2) WEEKS PRIOR TO BEGINNING WORK ON THE SIGNAL SYSTEM, CONTACT THE CITY OF WILMINGTON SENIOR SIGNAL SYSTEM OPERATOR, DENYS VIELKANOWITZ, AT 910-341-4676 TO ARRANGE FOR THE CITY OF WILMINGTON TO PROGRAM THE NEW FIELD ETHERNET SWITCHES WITH THE NECESSARY NETWORK CONFIGURATION DATA, INCLUDING BUT NOT LIMITED TO: THE PROJECT IP ADDRESS, DEFAULT GATEWAY, SUBNET MASK AND VLAN ID INFORMATION. NOTIFY THE SENIOR SIGNAL SYSTEM OPERATOR AFTER ALL WORK IS PERFORMED TO ENSURE THAT ALL FIBER CIRCUITS ARE FUNCTIONING PROPERLY. WORK IS NOT COMPLETE UNTIL THE SIGNAL SYSTEM IS BACK UP AND OPERATIONAL.
- CONTRACTOR TO RECORD EXISTING SPICE ARRANGEMENT FOR COMPARISON TO THE SUPPLIED SPICE DETAILS. IF DISCREPANCIES EXIST, CONTACT THE ENGINEER TO DETERMINE HOW TO PROCEED WITH RESPLICING. PROVIDE AS-BUILT PLANS TO THE ENGINEER IF FINAL SPICE ARRANGED DIFFERS FROM THE SUPPLIED SPICE DETAILS.

- INCLUDE ON THE COVER OF EACH SPICE TRAY THE FOLLOWING INFORMATION (SEE STANDARD SPECIFICATIONS ARTICLE 1731-3(A)):
 - SPICE LOCATION
 - DATE
 - COMPANY NAME
 - NAME OF INDIVIDUAL PERFORMING THE SPICE
 PRIOR TO INSTALLING THE COVER ON THE SPICE TRAY, TAKE A DIGITAL PHOTOGRAPH SHOWING THE SPICE TRAY AND INFORMATION SHOWN ABOVE (ITEMS A-D) AND SUBMIT PHOTOGRAPH ALONG WITH OTDR TEST RESULTS.

5600 SEVENTY-SEVEN CENTER DRIVE, SUITE 340
CHARLOTTE, NORTH CAROLINA 28217
(704)-522-7275 NCBEES #F-0326

SR 1409 (Military Cutoff Road)

Fiber Optic Splicing Details

Division 3 New Hanover County Wilmington

PLAN DATE: May 2017 REVIEWED BY: H A Badgett

PREPARED BY: G B Spell REVIEWED BY: B J Slocum

SEAL

SEAL
019962
ENGINEER

SCALE: N.T.S.

REVISIONS	INIT.	DATE

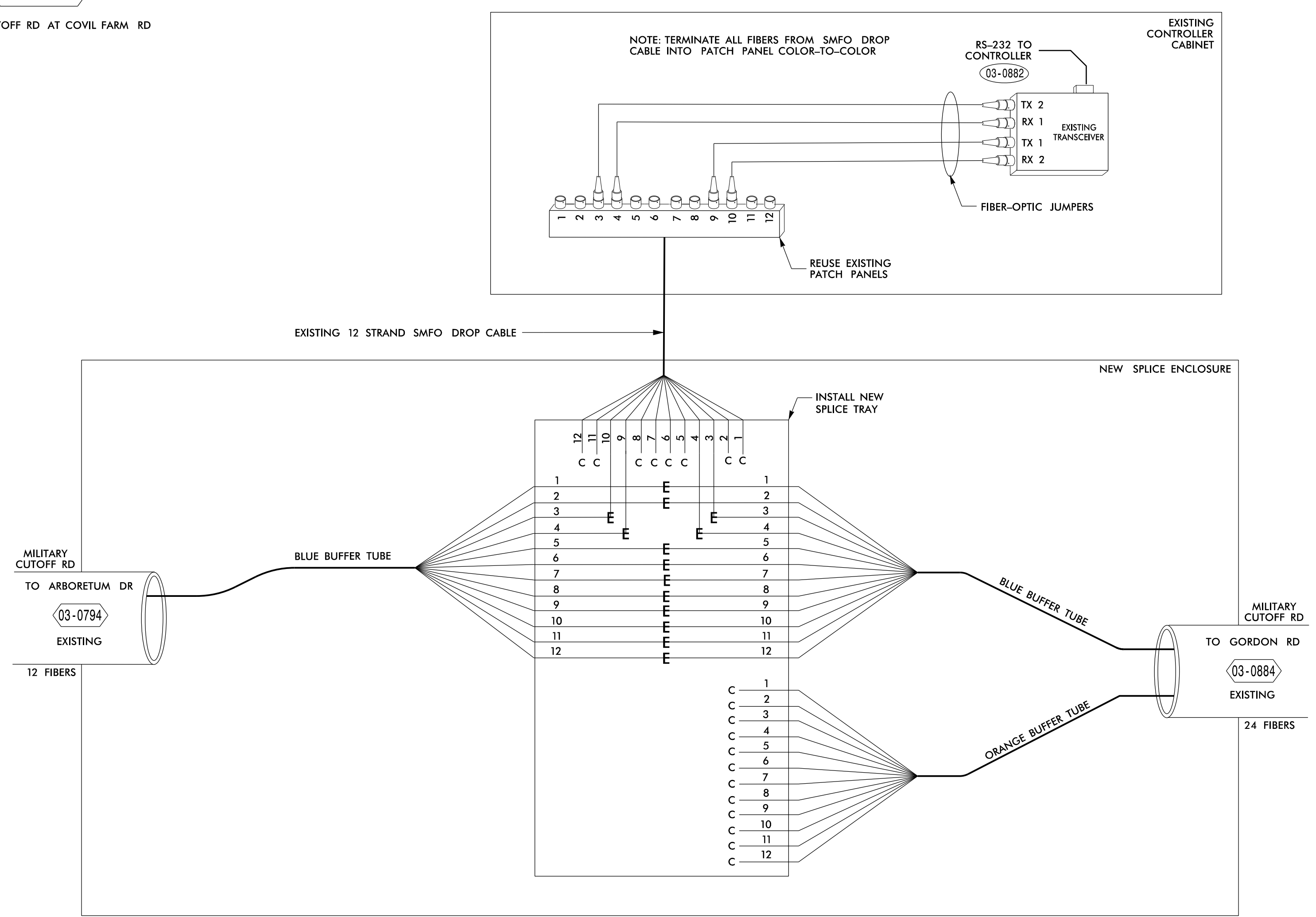
CADD Filename: SCP 36.dgn

25-MAY-2017 15:23
 0:\work\scop101\03\17\off\cur*00053597 - U-4751 Military Cutoff\03B-QR*Come*SCP_36.dgn
 BAO01500 - AT LUS353273

SPLICE ENCLOSURE NO.

03-0882

MILITARY CUTOFF RD AT COVIL FARM RD



NOTE: BUFFER TUBES IN EXISTING CABLE ARE 6 STRANDS EACH.

TMP FINAL

LEGEND

E = EXIST. FUSION SPLICE INDIVIDUAL FIBER TO REMAIN
 X = FUSION SPLICE INDIVIDUAL FIBER
 C = CAP AND SEAL

EXPRESS = EXPRESS ENTIRE BUFFER TUBE / FIBERS THROUGH WITHOUT CUTTING
BUFFER SPLICE = SPLICE ALL FIBERS IN BUFFER TUBE COLOR TO COLOR

COLOR CODE	
TIA/EIA	598-B
(1) BLUE	(7) RED
(2) ORANGE	(8) BLACK
(3) GREEN	(9) YELLOW
(4) BROWN	(10) VIOLET
(5) SLATE	(11) ROSE
(6) WHITE	(12) AQUA

NOTES

- UNUSED FIBERS LEFT COILED AND STORED IN SPLICE TRAY.
- UNUSED BUFFER TUBES LEFT COILED AND STORED IN SPLICE ENCLOSURE.
- EDGE SWITCH CONFIGURATIONS ARE GENERIC. CONTRACTOR IS RESPONSIBLE FOR DETERMINING/ENSURING THE PROPER TERMINATIONS.
- TWO (2) WEEKS PRIOR TO BEGINNING WORK ON THE SIGNAL SYSTEM, CONTACT THE CITY OF WILMINGTON SENIOR SIGNAL SYSTEM OPERATOR, DENYS VIELKANOWITZ, AT 910-3414676 TO ARRANGE FOR THE CITY OF WILMINGTON TO PROGRAM THE NEW FIELD ETHERNET SWITCHES WITH THE NECESSARY NETWORK CONFIGURATION DATA INCLUDING BUT NOT LIMITED TO: THE PROJECT IP ADDRESS, DEFAULT GATEWAY, SUBNET MASK AND VLAN ID INFORMATION. NOTIFY THE SENIOR SIGNAL SYSTEM OPERATOR AFTER ALL WORK IS PERFORMED TO ENSURE THAT ALL FIBER CIRCUITS ARE FUNCTIONING PROPERLY. WORK IS NOT COMPLETE UNTIL THE SIGNAL SYSTEM IS BACK UP AND OPERATIONAL.
- CONTRACTOR TO RECORD EXISTING SPLICE ARRANGEMENT FOR COMPARISON TO THE SUPPLIED SPLICE DETAILS. IF DISCREPANCIES EXIST, CONTACT THE ENGINEER TO DETERMINE HOW TO PROCEED WITH RESPLICING. PROVIDE AS-BUILT PLANS TO THE ENGINEER IF FINAL SPLICE ARRANGED DIFFERS FROM THE SUPPLIED SPLICE DETAILS.

- INCLUDE ON THE COVER OF EACH SPLICE TRAY THE FOLLOWING INFORMATION (SEE STANDARD SPECIFICATIONS ARTICLE 1731-3(A)):
 - SPLICE LOCATION
 - DATE
 - COMPANY NAME
 - NAME OF INDIVIDUAL PERFORMING THE SPLICE
 PRIOR TO INSTALLING THE COVER ON THE SPLICE TRAY, TAKE A DIGITAL PHOTOGRAPH SHOWING THE SPLICE TRAY AND INFORMATION SHOWN ABOVE (ITEMS A-D) AND SUBMIT PHOTOGRAPH ALONG WITH OTDR TEST RESULTS.

ATKINS 5600 SEVENTY-SEVEN CENTER DRIVE, SUITE 340
 CHARLOTTE, NORTH CAROLINA 28217
 704-522-7275 NCBEEES #F-0326

DOCUMENT NOT CONSIDERED FINAL
 UNLESS ALL SIGNATURES COMPLETED

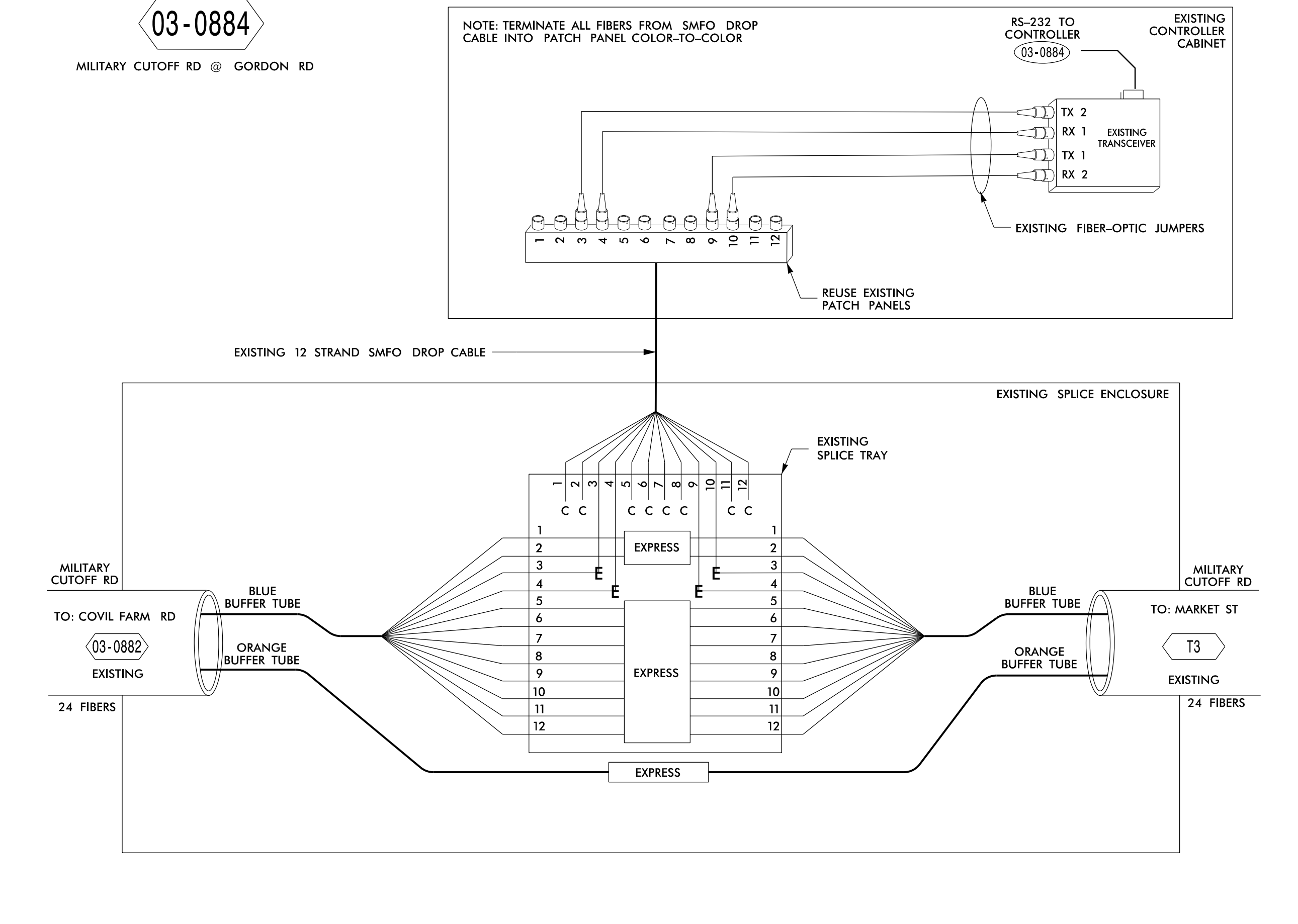
	SR 1409 (Military Cutoff Road) Fiber Optic Splicing Details		
	Division 3 New Hanover County Wilmington	PREPARED BY: G B SPELL REVIEWED BY: B J Slocum	
SCALE N.T.S.	PLAN DATE: May 2017 REVISIONS	REVIEWED BY: H A Badgett DATE	SEAL HENRY ALFRED BAIGITT PROFESSIONAL ENGINEER NO. 019962 STATE OF NORTH CAROLINA

25-MAY-2017 15:23
 0:\work\insp\101\03\military\off\cur\00053597 - U-4751 Military Cutoff\03B-QR\Comme\SCP_37.dgn
 BA007500 AT LUS353273

SPLICE ENCLOSURE NO.

03-0884

MILITARY CUTOFF RD @ GORDON RD



TMP FINAL

LEGEND

E = EXIST. FUSION SPLICE INDIVIDUAL FIBER TO REMAIN	
X = FUSION SPLICE INDIVIDUAL FIBER	
C = CAP AND SEAL	
EXPRESS	= EXPRESS ENTIRE BUFFER TUBE / FIBERS THROUGH WITHOUT CUTTING
BUFFER SPLICE	= SPLICE ALL FIBERS IN BUFFER TUBE COLOR TO COLOR

COLOR CODE	
TIA/EIA	598-B
(1) BLUE	(7) RED
(2) ORANGE	(8) BLACK
(3) GREEN	(9) YELLOW
(4) BROWN	(10) VIOLET
(5) SLATE	(11) ROSE
(6) WHITE	(12) AQUA

NOTES

- UNUSED FIBERS LEFT COILED AND STORED IN SPLICE TRAY.
- UNUSED BUFFER TUBES LEFT COILED AND STORED IN SPLICE ENCLOSURE.
- EDGE SWITCH CONFIGURATIONS ARE GENERIC. CONTRACTOR IS RESPONSIBLE FOR DETERMINING/ENSURING THE PROPER TERMINATIONS.
- TWO (2) WEEKS PRIOR TO BEGINNING WORK ON THE SIGNAL SYSTEM, CONTACT THE CITY OF WILMINGTON SENIOR SIGNAL SYSTEM OPERATOR, DENYS VIELKANOWITZ, AT 910-3414676 TO ARRANGE FOR THE CITY OF WILMINGTON TO PROGRAM THE NEW FIELD ETHERNET SWITCHES WITH THE NECESSARY NETWORK CONFIGURATION DATA INCLUDING BUT NOT LIMITED TO: THE PROJECT IP ADDRESS, DEFAULT GATEWAY, SUBNET MASK AND VLAN ID INFORMATION. NOTIFY THE SENIOR SIGNAL SYSTEM OPERATOR AFTER ALL WORK IS PERFORMED TO ENSURE THAT ALL FIBER CIRCUITS ARE FUNCTIONING PROPERLY. WORK IS NOT COMPLETE UNTIL THE SIGNAL SYSTEM IS BACK UP AND OPERATIONAL.
- CONTRACTOR TO RECORD EXISTING SPLICE ARRANGEMENT FOR COMPARISON TO THE SUPPLIED SPLICE DETAILS. IF DISCREPANCIES EXIST, CONTACT THE ENGINEER TO DETERMINE HOW TO PROCEED WITH RESPLICING. PROVIDE AS-BUILT PLANS TO THE ENGINEER IF FINAL SPLICE ARRANGED DIFFERS FROM THE SUPPLIED SPLICE DETAILS.
- INCLUDE ON THE COVER OF EACH SPLICE TRAY THE FOLLOWING INFORMATION (SEE STANDARD SPECIFICATIONS ARTICLE 1731-3(A)):
 - SPLICE LOCATION
 - DATE
 - COMPANY NAME
 - NAME OF INDIVIDUAL PERFORMING THE SPLICE
 PRIOR TO INSTALLING THE COVER ON THE SPLICE TRAY, TAKE A DIGITAL PHOTOGRAPH SHOWING THE SPLICE TRAY AND INFORMATION SHOWN ABOVE (ITEMS A-D) AND SUBMIT PHOTOGRAPH ALONG WITH OTDR TEST RESULTS.

ATKINS 5600 SEVENTY-SEVEN CENTER DRIVE, SUITE 340
CHARLOTTE, NORTH CAROLINA 28217
704-522-7275 NCBEES #F-0326

DOCUMENT NOT CONSIDERED FINAL UNLESS ALL SIGNATURES COMPLETED

	SR 1409 (Military Cutoff Road)		
	Fiber Optic Splicing Details		
Division 3	New Hanover County	Wilmington	
PLAN DATE: May 2017	REVIEWED BY: H A Badgett		
PREPARED BY: G B SPELL	REVIEWED BY: B J Slocum		
SCALE	REVISIONS	INIT.	DATE
N.T.S.			

750 Greenfield Parkway, Garner, NC 27529

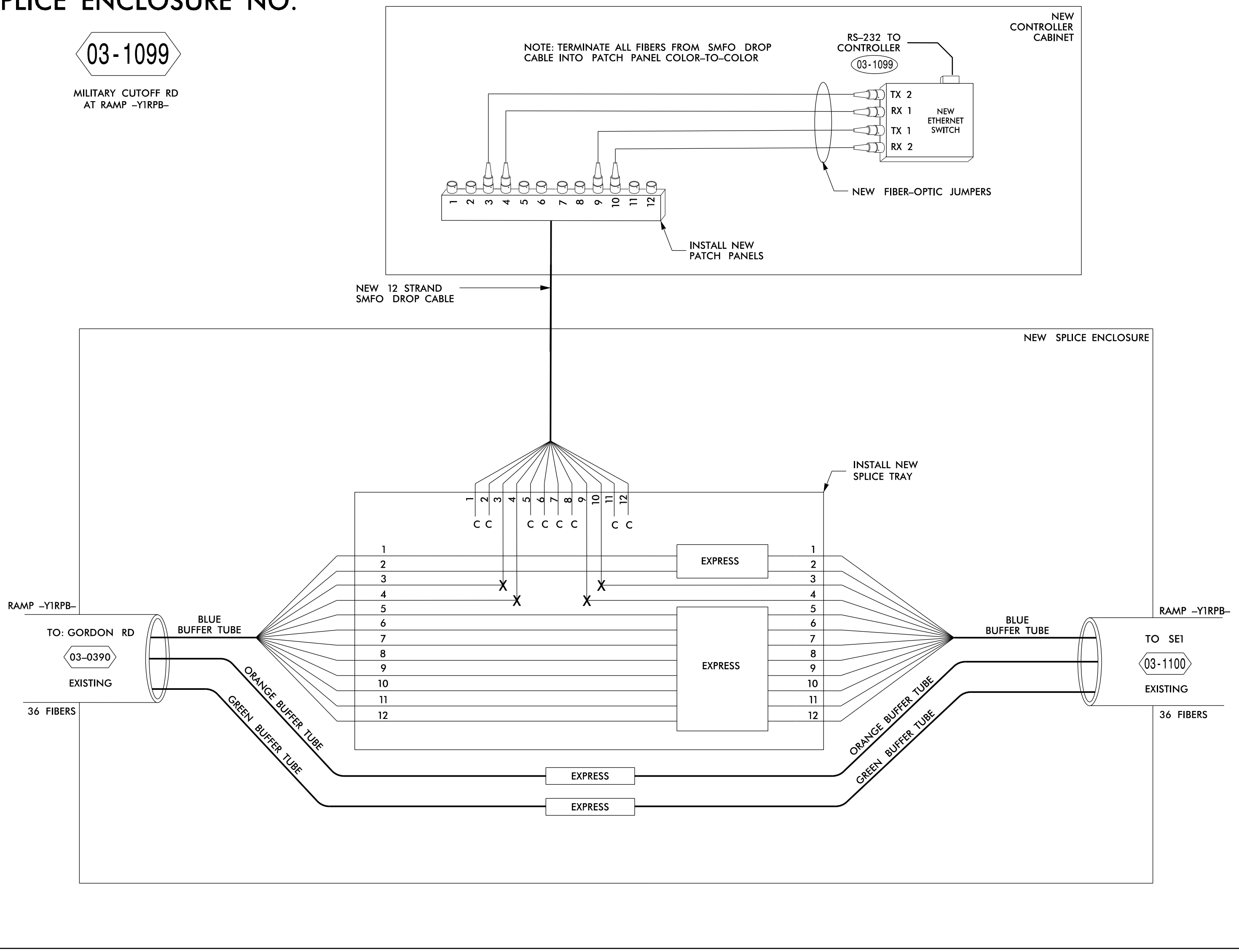
CADD Filename: SCP 38.dgn

25-MAY-2017 15:23
0:\projects\101\03\military\cutoff\03-0884\03-0884.dgn
BA007500 AT LUS35273

SPLICE ENCLOSURE NO.

03-1099

MILITARY CUTOFF RD
AT RAMP -YIRPB-



TMP FINAL

LEGEND

- E = EXIST. FUSION SPLICE INDIVIDUAL FIBER TO REMAIN
- X = FUSION SPLICE INDIVIDUAL FIBER
- C = CAP AND SEAL
- EXPRESS = EXPRESS ENTIRE BUFFER TUBE / FIBERS THROUGH WITHOUT CUTTING
- BUFFER SPLICE = SPLICE ALL FIBERS IN BUFFER TUBE COLOR TO COLOR

COLOR CODE TIA/EIA 598-B	
(1) BLUE	(7) RED
(2) ORANGE	(8) BLACK
(3) GREEN	(9) YELLOW
(4) BROWN	(10) VIOLET
(5) SLATE	(11) ROSE
(6) WHITE	(12) AQUA

NOTES

- UNUSED FIBERS LEFT COILED AND STORED IN SPLICE TRAY.
- UNUSED BUFFER TUBES LEFT COILED AND STORED IN SPLICE ENCLOSURE.
- EDGE SWITCH CONFIGURATIONS ARE GENERIC. CONTRACTOR IS RESPONSIBLE FOR DETERMINING/ENSURING THE PROPER TERMINATIONS.
- TWO (2) WEEKS PRIOR TO BEGINNING WORK ON THE SIGNAL SYSTEM, CONTACT THE CITY OF WILMINGTON SENIOR SIGNAL SYSTEM OPERATOR, DENYS VIELKANOWITZ, AT 910-341-4676 TO ARRANGE FOR THE CITY OF WILMINGTON TO PROGRAM THE NEW FIELD ETHERNET SWITCHES WITH THE NECESSARY NETWORK CONFIGURATION DATA INCLUDING BUT NOT LIMITED TO: THE PROJECT IP ADDRESS, DEFAULT GATEWAY, SUBNET MASK AND VLAN ID INFORMATION. NOTIFY THE SENIOR SIGNAL SYSTEM OPERATOR AFTER ALL WORK IS PERFORMED TO ENSURE THAT ALL FIBER CIRCUITS ARE FUNCTIONING PROPERLY. WORK IS NOT COMPLETE UNTIL THE SIGNAL SYSTEM IS BACK UP AND OPERATIONAL.
- CONTRACTOR TO RECORD EXISTING SPLICE ARRANGEMENT FOR COMPARISON TO THE SUPPLIED SPLICE DETAILS. IF DISCREPANCIES EXIST, CONTACT THE ENGINEER TO DETERMINE HOW TO PROCEED WITH RESPLICING. PROVIDE AS-BUILT PLANS TO THE ENGINEER IF FINAL SPLICE ARRANGED DIFFERS FROM THE SUPPLIED SPLICE DETAILS.
- INCLUDE ON THE COVER OF EACH SPLICE TRAY THE FOLLOWING INFORMATION (SEE STANDARD SPECIFICATIONS ARTICLE 1731-3(A)):
 - SPLICE LOCATION
 - DATE
 - COMPANY NAME
 - NAME OF INDIVIDUAL PERFORMING THE SPLICE
 PRIOR TO INSTALLING THE COVER ON THE SPLICE TRAY, TAKE A DIGITAL PHOTOGRAPH SHOWING THE SPLICE TRAY AND INFORMATION SHOWN ABOVE (ITEMS A-D) AND SUBMIT PHOTOGRAPH ALONG WITH OTDR TEST RESULTS.

ATKINS 5600 SEVENTY-SEVEN CENTER DRIVE, SUITE 340
CHARLOTTE, NORTH CAROLINA 28217
(704)-522-7275 NCBEES #F-0326

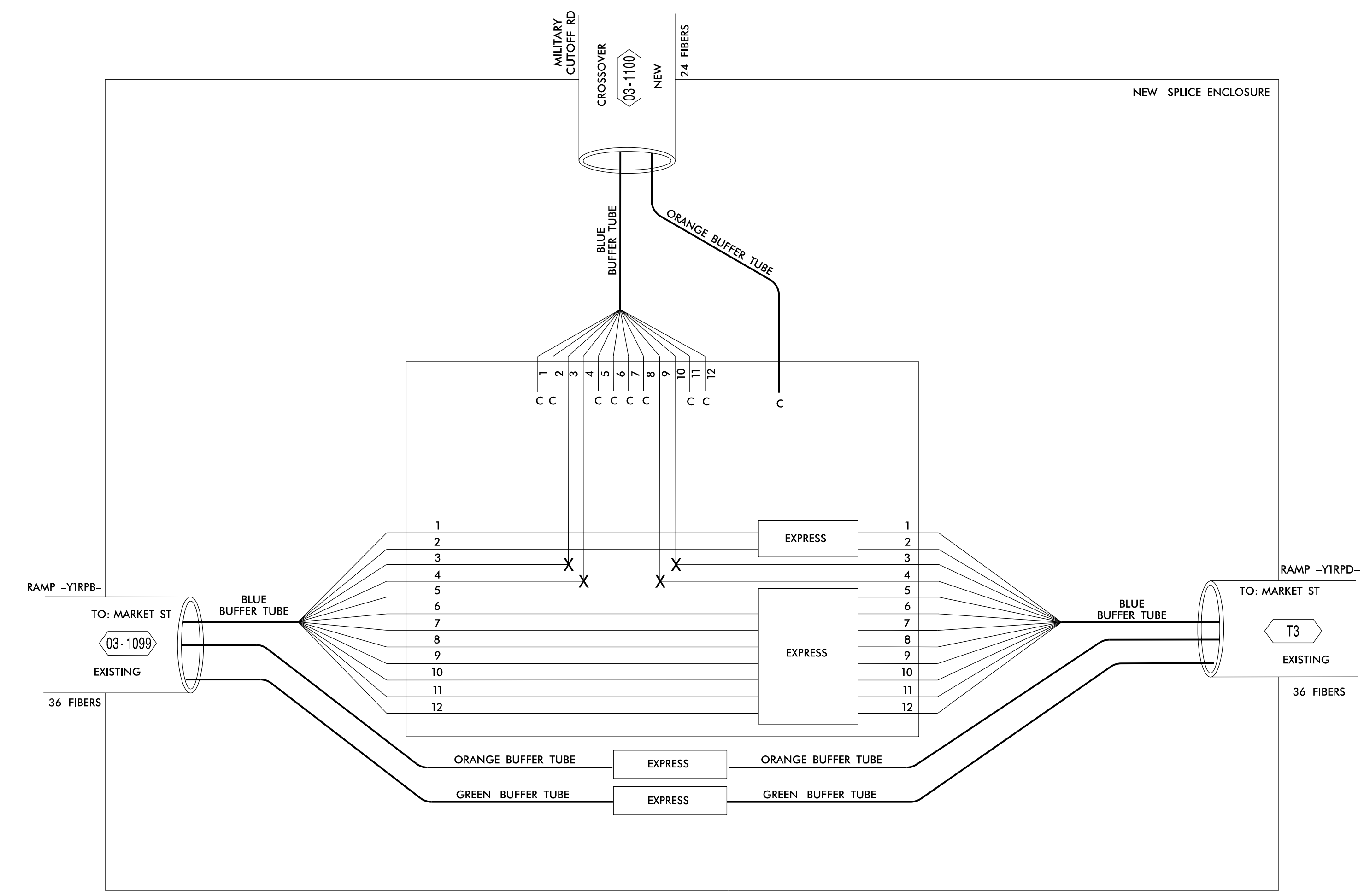
**DOCUMENT NOT CONSIDERED FINAL
UNLESS ALL SIGNATURES COMPLETED**

	SR 1409 (Military Cutoff Road)		
	Fiber Optic Splicing Details		
Division 3	New Hanover County	Wilmington	SEAL
PLAN DATE: May 2017	REVIEWED BY: H A Badgett	PREPARED BY: G B Spell	REVIEWED BY: B J Slocum
SCALE: N.T.S.	REVISIONS	INIT.	DATE
CADD Filename: SCP 39.dgn			DATE

25-MAY-2017 15:23
 0: \\j:\consolidat\cort\work\off\cur*00053597 - U-4751 Military Cutoff*03B-QR*Come*SCP_39.dgn
 BA007500 AT LUS35273

SPLICE ENCLOSURE NO.

SE1
MILITARY CUTOFF RD



TMP FINAL

LEGEND

E = EXIST. FUSION SPLICE INDIVIDUAL FIBER TO REMAIN
X = FUSION SPLICE INDIVIDUAL FIBER
C = CAP AND SEAL
= EXPRESS ENTIRE BUFFER TUBE / FIBERS THROUGH WITHOUT CUTTING
= SPLICE ALL FIBERS IN BUFFER TUBE COLOR TO COLOR

COLOR CODE	
TIA/EIA	S98-B

(1) BLUE	(7) RED
(2) ORANGE	(8) BLACK
(3) GREEN	(9) YELLOW
(4) BROWN	(10) VIOLET
(5) SLATE	(11) ROSE
(6) WHITE	(12) AQUA

NOTES

- UNUSED FIBERS LEFT COILED AND STORED IN SPLICE TRAY.
- UNUSED BUFFER TUBES LEFT COILED AND STORED IN SPLICE ENCLOSURE.
- EDGE SWITCH CONFIGURATIONS ARE GENERIC. CONTRACTOR IS RESPONSIBLE FOR DETERMINING/ENSURING THE PROPER TERMINATIONS.
- TWO (2) WEEKS PRIOR TO BEGINNING WORK ON THE SIGNAL SYSTEM, CONTACT THE CITY OF WILMINGTON SENIOR SIGNAL SYSTEM OPERATOR, DENYS VIELKANOWITZ, AT 910-3414676 TO ARRANGE FOR THE CITY OF WILMINGTON TO PROGRAM THE NEW FIELD ETHERNET SWITCHES WITH THE NECESSARY NETWORK CONFIGURATION DATA INCLUDING BUT NOT LIMITED TO: THE PROJECT IP ADDRESS, DEFAULT GATEWAY, SUBNET MASK AND VLAN ID INFORMATION. NOTIFY THE SENIOR SIGNAL SYSTEM OPERATOR AFTER ALL WORK IS PERFORMED TO ENSURE THAT ALL FIBER CIRCUITS ARE FUNCTIONING PROPERLY. WORK IS NOT COMPLETE UNTIL THE SIGNAL SYSTEM IS BACK UP AND OPERATIONAL.
- CONTRACTOR TO RECORD EXISTING SPLICE ARRANGEMENT FOR COMPARISON TO THE SUPPLIED SPLICE DETAILS. IF DISCREPANCIES EXIST, CONTACT THE ENGINEER TO DETERMINE HOW TO PROCEED WITH RESPLICING. PROVIDE AS-BUILT PLANS TO THE ENGINEER IF FINAL SPLICE ARRANGED DIFFERS FROM THE SUPPLIED SPLICE DETAILS.
- INCLUDE ON THE COVER OF EACH SPLICE TRAY THE FOLLOWING INFORMATION (SEE STANDARD SPECIFICATIONS ARTICLE 1731-3(A)):
 - SPLICE LOCATION
 - DATE
 - COMPANY NAME
 - NAME OF INDIVIDUAL PERFORMING THE SPLICE
 PRIOR TO INSTALLING THE COVER ON THE SPLICE TRAY, TAKE A DIGITAL PHOTOGRAPH SHOWING THE SPLICE TRAY AND INFORMATION SHOWN ABOVE (ITEMS A-D) AND SUBMIT PHOTOGRAPH ALONG WITH OTDR TEST RESULTS.

750 Greenfield Parkway, Garner, NC 27529

5600 SEVENTY-SEVEN CENTER DRIVE, SUITE 340
CHARLOTTE, NORTH CAROLINA 28217
704-522-7275 NCBEEES #F-0326

**DOCUMENT NOT CONSIDERED FINAL
UNLESS ALL SIGNATURES COMPLETED**

SR 1409 (Military Cutoff Road)

Fiber Optic Splicing Details

Division 3 New Hanover County Wilmington

PLAN DATE: May 2017	REVIEWED BY: H A Badgett
PREPARED BY: G B SPELL	REVIEWED BY: B J Slocum

REVISIONS	INIT.	DATE

SCALE: **N.T.S.**

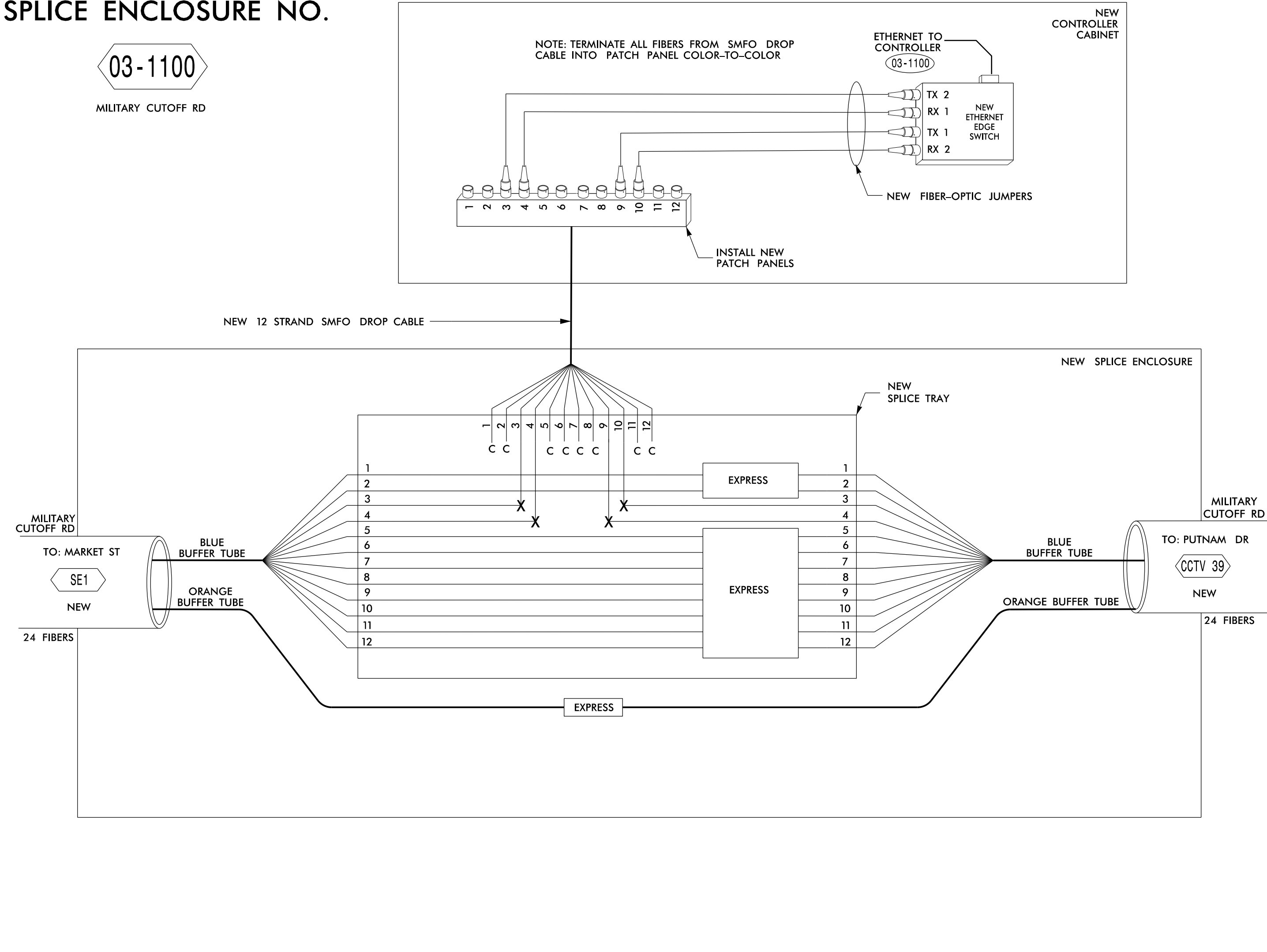
Development by: Henry Alfred Baigitt III 6/6/2017
DATE: _____
CADD Filename: SCP_40.dgn

25-MAY-2017 15:23
0:\proj\consolidat\cor\military\cutoff\00053597 - U-4751 Military Cutoff\03B-QR\Comme*SCP_40.dgn
BA001500 - AT LUS353273

SPLICE ENCLOSURE NO.

03-1100

MILITARY CUTOFF RD



TMP FINAL

LEGEND

E = EXIST. FUSION SPLICE INDIVIDUAL FIBER TO REMAIN
X = FUSION SPLICE INDIVIDUAL FIBER
C = CAP AND SEAL

EXPRESS = EXPRESS ENTIRE BUFFER TUBE / FIBERS THROUGH WITHOUT CUTTING
BUFFER SPLICE = SPLICE ALL FIBERS IN BUFFER TUBE COLOR TO COLOR

COLOR CODE TIA/EIA 598-B

- (1) BLUE (7) RED
- (2) ORANGE (8) BLACK
- (3) GREEN (9) YELLOW
- (4) BROWN (10) VIOLET
- (5) SLATE (11) ROSE
- (6) WHITE (12) AQUA

NOTES

1. UNUSED FIBERS LEFT COILED AND STORED IN SPLICE TRAY.
2. UNUSED BUFFER TUBES LEFT COILED AND STORED IN SPLICE ENCLOSURE.
3. EDGE SWITCH CONFIGURATIONS ARE GENERIC. CONTRACTOR IS RESPONSIBLE FOR DETERMINING/ENSURING THE PROPER TERMINATIONS.
4. TWO (2) WEEKS PRIOR TO BEGINNING WORK ON THE SIGNAL SYSTEM, CONTACT THE CITY OF WILMINGTON SENIOR SIGNAL SYSTEM OPERATOR, DENYS VIELKANOWITZ, AT 910-3414676 TO ARRANGE FOR THE CITY OF WILMINGTON TO PROGRAM THE NEW FIELD ETHERNET SWITCHES WITH THE NECESSARY NETWORK CONFIGURATION DATA INCLUDING BUT NOT LIMITED TO: THE PROJECT IP ADDRESS, DEFAULT GATEWAY, SUBNET MASK AND VLAN ID INFORMATION. NOTIFY THE SENIOR SIGNAL SYSTEM OPERATOR AFTER ALL WORK IS PERFORMED TO ENSURE THAT ALL FIBER CIRCUITS ARE FUNCTIONING PROPERLY. WORK IS NOT COMPLETE UNTIL THE SIGNAL SYSTEM IS BACK UP AND OPERATIONAL.
5. CONTRACTOR TO RECORD EXISTING SPLICE ARRANGEMENT FOR COMPARISON TO THE SUPPLIED SPLICE DETAILS. IF DISCREPANCIES EXIST, CONTACT THE ENGINEER TO DETERMINE HOW TO PROCEED WITH RESPLICING. PROVIDE AS-BUILT PLANS TO THE ENGINEER IF FINAL SPLICE ARRANGED DIFFERS FROM THE SUPPLIED SPLICE DETAILS.

6. INCLUDE ON THE COVER OF EACH SPLICE TRAY THE FOLLOWING INFORMATION (SEE STANDARD SPECIFICATIONS ARTICLE 1731-3(A)):


- a. SPLICE LOCATION
- b. DATE
- c. COMPANY NAME
- d. NAME OF INDIVIDUAL PERFORMING THE SPLICE

PRIOR TO INSTALLING THE COVER ON THE SPLICE TRAY, TAKE A DIGITAL PHOTOGRAPH SHOWING THE SPLICE TRAY AND INFORMATION SHOWN ABOVE (ITEMS A-D) AND SUBMIT PHOTOGRAPH ALONG WITH OTDR TEST RESULTS.

ATKINS

5600 SEVENTY-SEVEN CENTER DRIVE, SUITE 340
CHARLOTTE, NORTH CAROLINA 28217
704-522-7275 NCBEES #F-0326

DOCUMENT NOT CONSIDERED FINAL UNLESS ALL SIGNATURES COMPLETED



SR 1409 (Military Cutoff Road)

Fiber Optic Splicing Details

Division 3 New Hanover County Wilmington

PLAN DATE: May 2017 REVIEWED BY: H A Badgett

PREPARED BY: G B SPELL REVIEWED BY: B J Slocum

SCALE REVISIONS INIT. DATE

N.T.S.

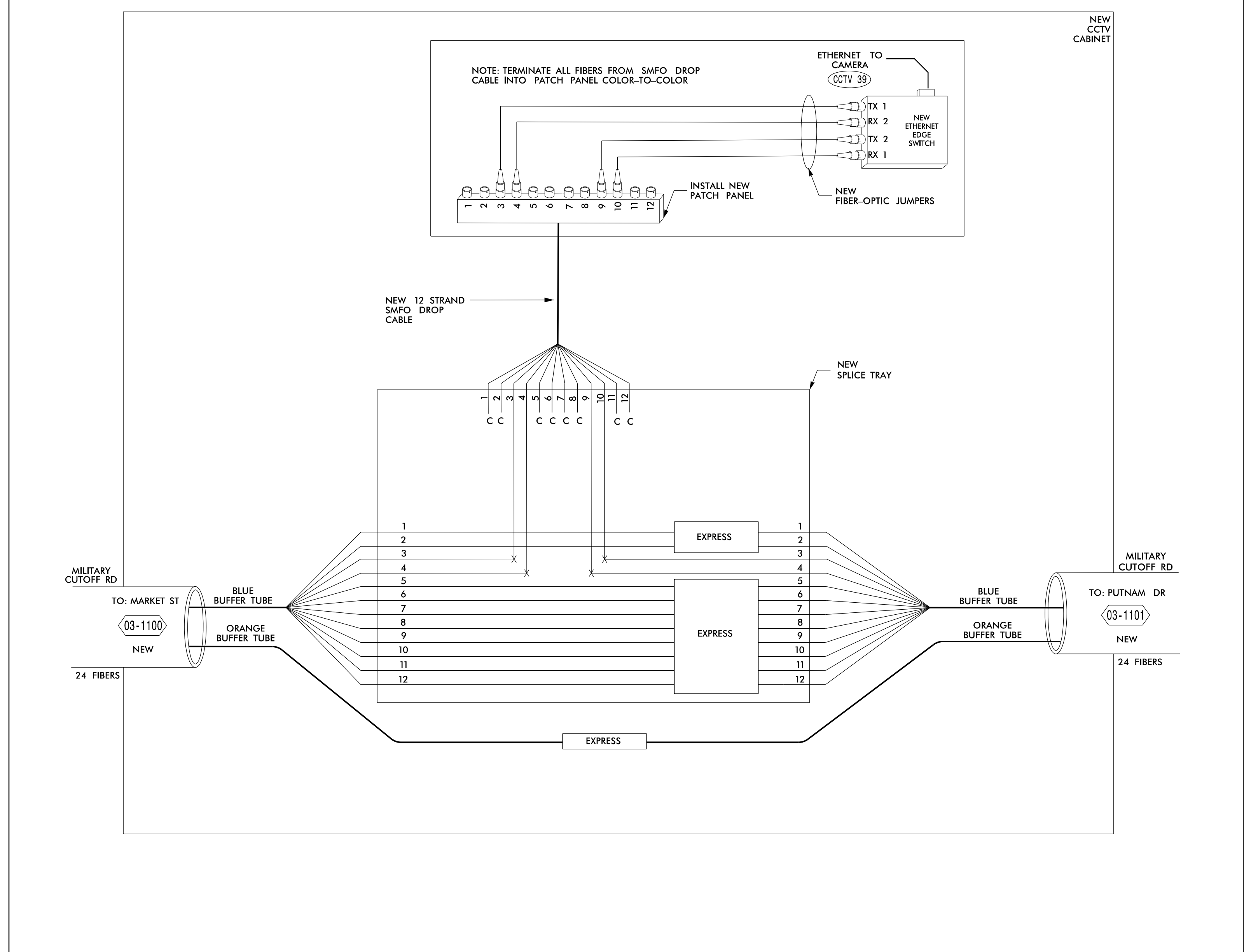
SEAL
HENRY ALFRED BAIGITT
PROFESSIONAL ENGINEER
019962
NORTH CAROLINA

Drawn by: Henry Alfred Baigitt III 6/6/2017
DATE

CADD Filename: SCP_41.dgn

SPLICE ENCLOSURE NO.

CCTV 39
MILITARY CUTOFF RD



TMP FINAL

LEGEND

E = EXIST. FUSION SPLICE INDIVIDUAL FIBER TO REMAIN	
X = FUSION SPLICE INDIVIDUAL FIBER	
C = CAP AND SEAL	
EXPRESS	= EXPRESS ENTIRE BUFFER TUBE / FIBERS THROUGH WITHOUT CUTTING
BUFFER SPLICE	= SPLICE ALL FIBERS IN BUFFER TUBE COLOR TO COLOR

COLOR CODE TIA/EIA 598-B	(1) BLUE	(7) RED
	(2) ORANGE	(8) BLACK
	(3) GREEN	(9) YELLOW
	(4) BROWN	(10) VIOLET
	(5) SLATE	(11) ROSE
	(6) WHITE	(12) AQUA

NOTES

- UNUSED FIBERS LEFT COILED AND STORED IN SPLICE TRAY.
- UNUSED BUFFER TUBES LEFT COILED AND STORED IN SPLICE ENCLOSURE.
- EDGE SWITCH CONFIGURATIONS ARE GENERIC. CONTRACTOR IS RESPONSIBLE FOR DETERMINING/ENSURING THE PROPER TERMINATIONS.
- TWO (2) WEEKS PRIOR TO BEGINNING WORK ON THE SIGNAL SYSTEM, CONTACT THE CITY OF WILMINGTON SENIOR SIGNAL SYSTEM OPERATOR, DENYS VIELKANOWITZ, AT 910-3414676 TO ARRANGE FOR THE CITY OF WILMINGTON TO PROGRAM THE NEW FIELD ETHERNET SWITCHES WITH THE NECESSARY NETWORK CONFIGURATION DATA INCLUDING BUT NOT LIMITED TO: THE PROJECT IP ADDRESS, DEFAULT GATEWAY, SUBNET MASK AND VLAN ID INFORMATION. NOTIFY THE SENIOR SIGNAL SYSTEM OPERATOR AFTER ALL WORK IS PERFORMED TO ENSURE THAT ALL FIBER CIRCUITS ARE FUNCTIONING PROPERLY. WORK IS NOT COMPLETE UNTIL THE SIGNAL SYSTEM IS BACK UP AND OPERATIONAL.
- CONTRACTOR TO RECORD EXISTING SPLICE ARRANGEMENT FOR COMPARISON TO THE SUPPLIED SPLICE DETAILS. IF DISCREPANCIES EXIST, CONTACT THE ENGINEER TO DETERMINE HOW TO PROCEED WITH RESPLICING. PROVIDE AS-BUILT PLANS TO THE ENGINEER IF FINAL SPLICE ARRANGED DIFFERS FROM THE SUPPLIED SPLICE DETAILS.
- INCLUDE ON THE COVER OF EACH SPLICE TRAY THE FOLLOWING INFORMATION (SEE STANDARD SPECIFICATIONS ARTICLE 1731-3(A)):
 - SPLICE LOCATION
 - DATE
 - COMPANY NAME
 - NAME OF INDIVIDUAL PERFORMING THE SPLICE
 PRIOR TO INSTALLING THE COVER ON THE SPLICE TRAY, TAKE A DIGITAL PHOTOGRAPH SHOWING THE SPLICE TRAY AND INFORMATION SHOWN ABOVE (ITEMS A-D) AND SUBMIT PHOTOGRAPH ALONG WITH OTDR TEST RESULTS.

5600 SEVENTY-SEVEN CENTER DRIVE, SUITE 340
CHARLOTTE, NORTH CAROLINA 28217
704-522-7275 NCBEEES #F-0326

**DOCUMENT NOT CONSIDERED FINAL
UNLESS ALL SIGNATURES COMPLETED**

SR 1409 (Military Cutoff Road)
Fiber Optic Splicing Details

Division 3 New Hanover County Wilmington

PLAN DATE: May 2017	REVIEWED BY: H A Badgett
PREPARED BY: G B SPELL	REVIEWED BY: B J Slocum

SEAL

SEAL
019962
HENRY ALFRED BAIGITT
ENGINEER

750 Greenfield Parkway, Garner, NC 27529

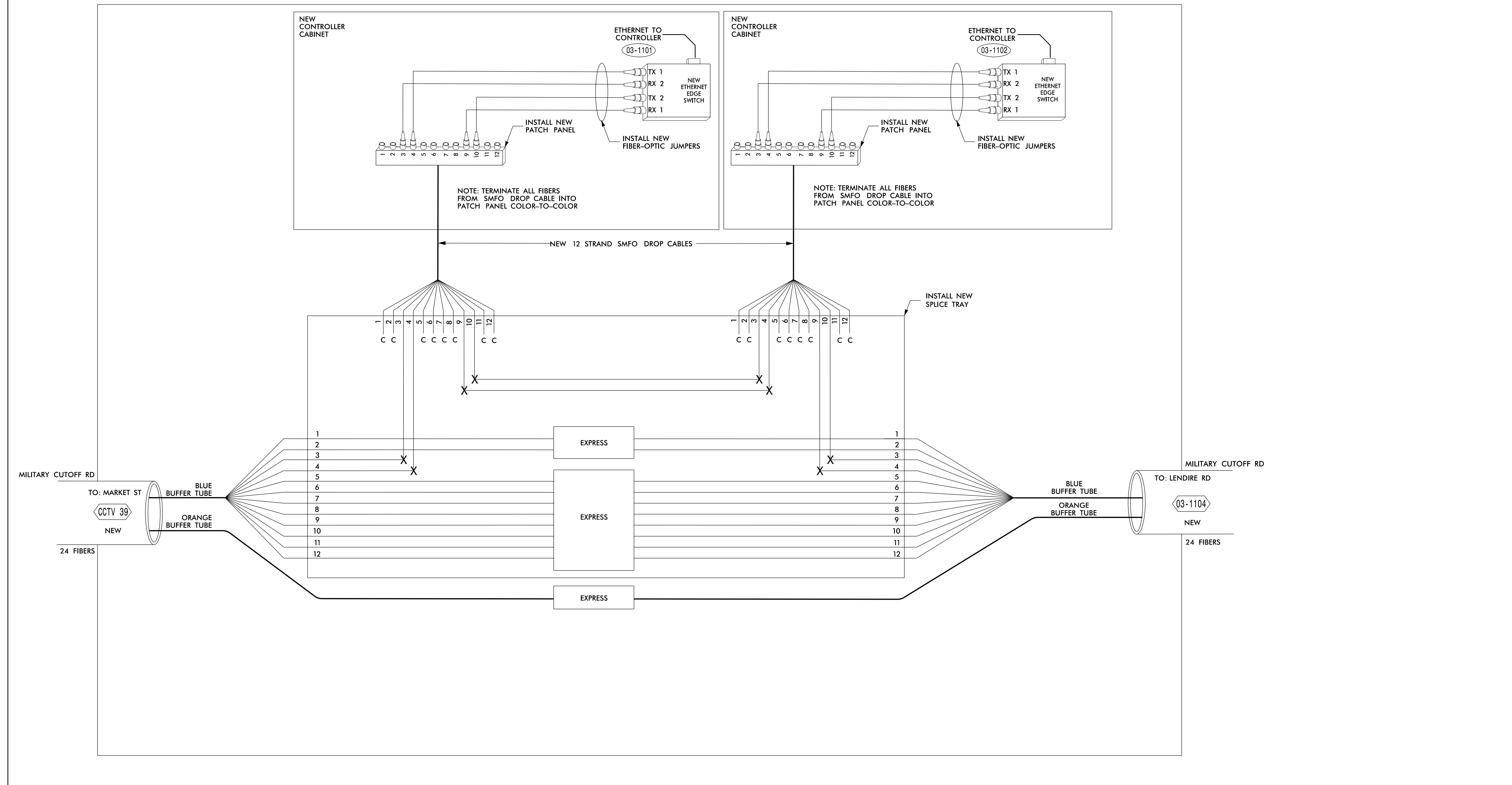
SCALE	REVISIONS	INIT.	DATE
N.T.S.			

25-MAY-2017 15:23
 O:\proj\consolidator\off\cur\100053597 - U-4751 Military Cutoff\03B-QR\Comme\SCP_42.dgn
 BAO07500 AT LUS35273

SPLICE ENCLOSURE NO.

03-1101

MILITARY CUTOFF RD AT BRADFIELD CT



LEGEND

E = EXIST. FUSION SPLICE INDIVIDUAL FIBER TO REMAIN
X = FUSION SPLICE INDIVIDUAL FIBER
C = CAP AND SEAL
EXPRESS = EXPRESS ENTIRE BUFFER TUBE / FIBERS THROUGH WITHOUT CUTTING
BUFFER SPICE = SPLICE ALL FIBERS IN BUFFER TUBE COLOR TO COLOR

- #### NOTES
- UNUSED FIBERS LEFT COILED AND STORED IN SPLICE TRAY.
 - UNUSED BUFFER TUBES LEFT COILED AND STORED IN SPLICE ENCLOSURE.
 - EDGE SWITCH CONFIGURATIONS ARE GENERIC. CONTRACTOR IS RESPONSIBLE FOR DETERMINING/ENSURING THE PROPER TERMINATIONS.
 - TWO (2) WEEKS PRIOR TO BEGINNING WORK ON THE SIGNAL SYSTEM, CONTACT THE CITY OF WILMINGTON SENIOR SIGNAL SYSTEM OPERATOR, DENYS VIELKANOWITZ, AT 910-3414676 TO ARRANGE FOR THE CITY OF WILMINGTON TO PROGRAM THE NEW FIELD ETHERNET SWITCHES WITH THE NECESSARY NETWORK CONFIGURATION DATA INCLUDING BUT NOT LIMITED TO: THE PROJECT IP ADDRESS, DEFAULT GATEWAY, SUBNET MASK AND VLAN ID INFORMATION. NOTIFY THE SENIOR SIGNAL SYSTEM OPERATOR AFTER ALL WORK IS PERFORMED TO ENSURE THAT ALL FIBER CIRCUITS ARE FUNCTIONING PROPERLY. WORK IS NOT COMPLETE UNTIL THE SIGNAL SYSTEM IS BACK UP AND OPERATIONAL.
 - CONTRACTOR TO RECORD EXISTING SPLICE ARRANGEMENT FOR COMPARISON TO THE SUPPLIED SPLICE DETAILS. IF DISCREPANCIES EXIST, CONTACT THE ENGINEER TO DETERMINE HOW TO PROCEED WITH RESPLICING. PROVIDE AS-BUILT PLANS TO THE ENGINEER IF FINAL SPLICE ARRANGED DIFFERS FROM THE SUPPLIED SPLICE DETAILS.
 - INCLUDE ON THE COVER OF EACH SPLICE TRAY THE FOLLOWING INFORMATION (SEE STANDARD SPECIFICATIONS ARTICLE 1731-3(A)):
 - SPLICE LOCATION
 - DATE
 - COMPANY NAME
 - NAME OF INDIVIDUAL PERFORMING THE SPLICE
 PRIOR TO INSTALLING THE COVER ON THE SPLICE TRAY, TAKE A DIGITAL PHOTOGRAPH SHOWING THE SPLICE TRAY AND INFORMATION SHOWN ABOVE (ITEMS A-D) AND SUBMIT PHOTOGRAPH ALONG WITH OTDR TEST RESULTS.

TMP FINAL

5600 SEVENTY-SEVEN CENTER DRIVE, SUITE 340
CHARLOTTE, NORTH CAROLINA 28217
704-522-7275 NCBEES #F-0326

DOCUMENT NOT CONSIDERED FINAL UNLESS ALL SIGNATURES COMPLETED

SR 1409 (Military Cutoff Road)
Fiber Optic Splicing Details

Division 3 New Hanover County Wilmington

PLAN DATE: May 2017 REVIEWED BY: H A Badgett

PREPARED BY: G B SPELL REVIEWED BY: B J Slocum

SCALE: N.T.S.

REVISIONS: INIT. DATE

SEAL: NORTH CAROLINA PROFESSIONAL ENGINEER SEAL 019962 HENRY ALFRED BAIGITT

6/6/2017 DATE

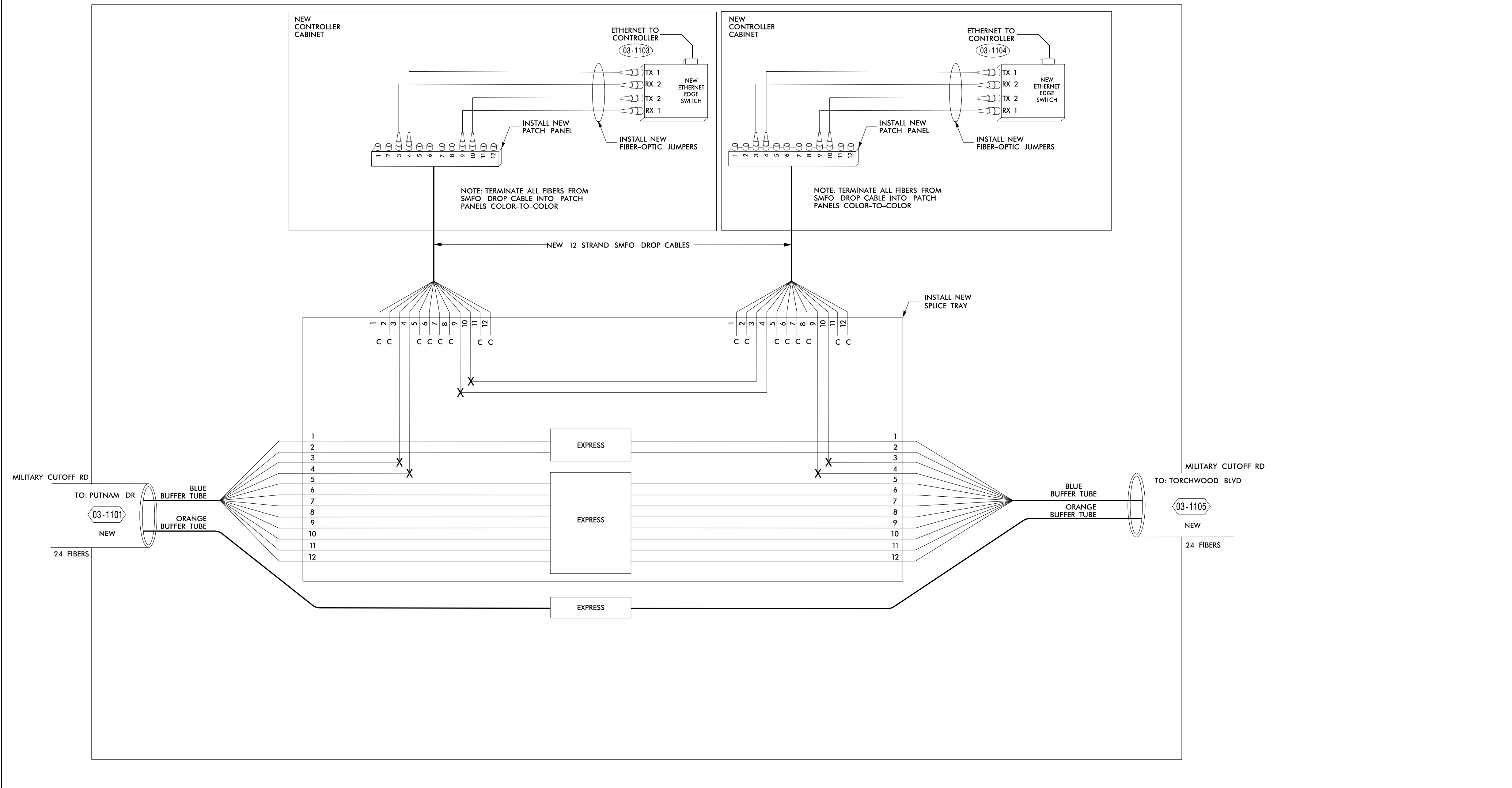
CADD Filename: SCP_43.dgn

25-MAY-2017 15:23
 0:\proj\consolidat\cort\off\cort\cur\100053597 - U-4751 Military Cutoff\03B-QR\Comme\SCP_43.dgn
 BAO07500 AT LUS35273

SPLICE ENCLOSURE NO.

03-1104

MILITARY CUTOFF RD AND BRITTANY LAKES RD



TMP FINAL

LEGEND

- E = EXIST. FUSION SPLICE INDIVIDUAL FIBER TO REMAIN
- X = FUSION SPLICE INDIVIDUAL FIBER
- C = CAP AND SEAL

- EXPRESS** = EXPRESS ENTIRE BUFFER TUBE / FIBERS THROUGH WITHOUT CUTTING
- BUFFER SPLICE** = SPLICE ALL FIBERS IN BUFFER TUBE COLOR TO COLOR

COLOR CODE TIA/EIA 598-B	
(1) BLUE	(7) RED
(2) ORANGE	(8) BLACK
(3) GREEN	(9) YELLOW
(4) BROWN	(10) VIOLET
(5) SLATE	(11) ROSE
(6) WHITE	(12) AQUA

NOTES

- UNUSED FIBERS LEFT COILED AND STORED IN SPLICE TRAY.
- UNUSED BUFFER TUBES LEFT COILED AND STORED IN SPLICE ENCLOSURE.
- EDGE SWITCH CONFIGURATIONS ARE GENERIC. CONTRACTOR IS RESPONSIBLE FOR DETERMINING/ENSURING THE PROPER TERMINATIONS.
- TWO (2) WEEKS PRIOR TO BEGINNING WORK ON THE SIGNAL SYSTEM, CONTACT THE CITY OF WILMINGTON SENIOR SIGNAL SYSTEM OPERATOR, DENYS VIELKANOWITZ, AT 910-3414676 TO ARRANGE FOR THE CITY OF WILMINGTON TO PROGRAM THE NEW FIELD ETHERNET SWITCHES WITH THE NECESSARY NETWORK CONFIGURATION DATA INCLUDING BUT NOT LIMITED TO: THE PROJECT IP ADDRESS, DEFAULT GATEWAY, SUBNET MASK AND VLAN ID INFORMATION. NOTIFY THE SENIOR SIGNAL SYSTEM OPERATOR AFTER ALL WORK IS PERFORMED TO ENSURE THAT ALL FIBER CIRCUITS ARE FUNCTIONING PROPERLY. WORK IS NOT COMPLETE UNTIL THE SIGNAL SYSTEM IS BACK UP AND OPERATIONAL.
- CONTRACTOR TO RECORD EXISTING SPLICE ARRANGEMENT FOR COMPARISON TO THE SUPPLIED SPLICE DETAILS. IF DISCREPANCIES EXIST, CONTACT THE ENGINEER TO DETERMINE HOW TO PROCEED WITH RESPLICING. PROVIDE AS-BUILT PLANS TO THE ENGINEER IF FINAL SPLICE ARRANGED DIFFERS FROM THE SUPPLIED SPLICE DETAILS.

6. INCLUDE ON THE COVER OF EACH SPLICE TRAY THE FOLLOWING INFORMATION (SEE STANDARD SPECIFICATIONS ARTICLE 1731-3(A)):


- SPLICE LOCATION
- DATE
- COMPANY NAME
- NAME OF INDIVIDUAL PERFORMING THE SPLICE

PRIOR TO INSTALLING THE COVER ON THE SPLICE TRAY, TAKE A DIGITAL PHOTOGRAPH SHOWING THE SPLICE TRAY AND INFORMATION SHOWN ABOVE (ITEMS A-D) AND SUBMIT PHOTOGRAPH ALONG WITH OTDR TEST RESULTS.

ATKINS

5600 SEVENTY-SEVEN CENTER DRIVE, SUITE 340
CHARLOTTE, NORTH CAROLINA 28217
704-522-7275 NCBEES #F-0326

DOCUMENT NOT CONSIDERED FINAL UNLESS ALL SIGNATURES COMPLETED



SR 1409 (Military Cutoff Road)


Fiber Optic Splicing Details

Division 3 New Hanover County Wilmington

PLAN DATE: May 2017	REVIEWED BY: H A Badgett
PREPARED BY: G B SPELL	REVIEWED BY: B J Sloum

REVISIONS	INIT.	DATE

SCALE
N.T.S.



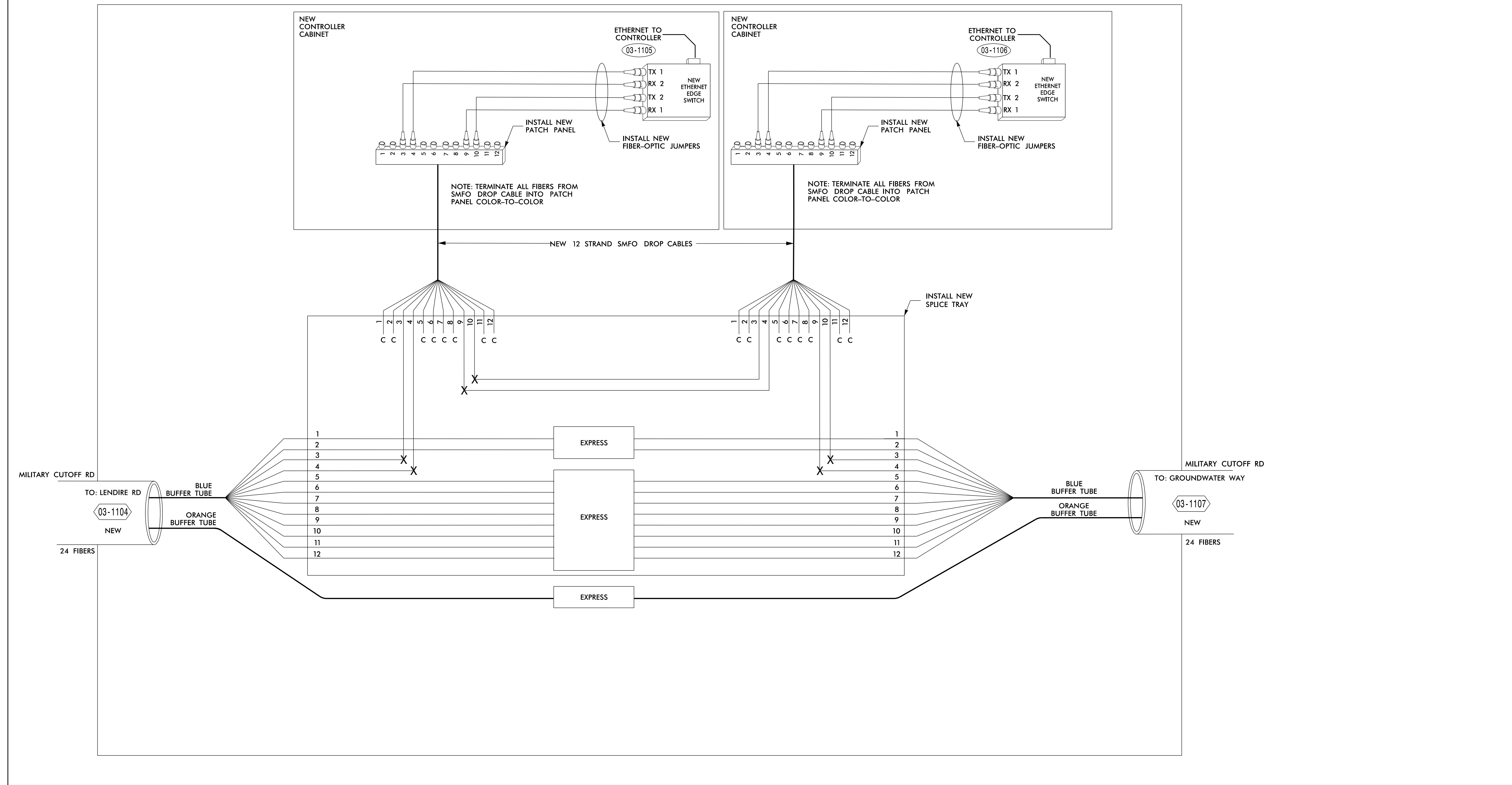
DATE: 6/6/2017
CADD Filename: SCP 44.dgn

25-MAY-2017 15:23
 U:\Projects\2017\101\CP\MT\off\cur*00053597 - U-4751 Military Cutoff*03B-QR*Come*SCP_44.dgn
 BAO07500 AT LUS35273

SPLICE ENCLOSURE NO.

03-1105

MILITARY CUTOFF RD AT TORCHWOOD BLVD



TMP FINAL

LEGEND

- E = EXIST. FUSION SPLICE INDIVIDUAL FIBER TO REMAIN
- X = FUSION SPLICE INDIVIDUAL FIBER
- C = CAP AND SEAL
- EXPRESS = EXPRESS ENTIRE BUFFER TUBE / FIBERS THROUGH WITHOUT CUTTING
- BUFFER SPICE = SPLICE ALL FIBERS IN BUFFER TUBE COLOR TO COLOR

COLOR CODE	
1) BLUE	7) RED
2) ORANGE	8) BLACK
3) GREEN	9) YELLOW
4) BROWN	10) VIOLET
5) SLATE	11) ROSE
6) WHITE	12) AQUA

NOTES

- UNUSED FIBERS LEFT COILED AND STORED IN SPLICE TRAY.
- UNUSED BUFFER TUBES LEFT COILED AND STORED IN SPLICE ENCLOSURE.
- EDGE SWITCH CONFIGURATIONS ARE GENERIC. CONTRACTOR IS RESPONSIBLE FOR DETERMINING/ENSURING THE PROPER TERMINATIONS.
- TWO (2) WEEKS PRIOR TO BEGINNING WORK ON THE SIGNAL SYSTEM, CONTACT THE CITY OF WILMINGTON SENIOR SIGNAL SYSTEM OPERATOR, DENYS VIELKANOWITZ, AT 910-3414676 TO ARRANGE FOR THE CITY OF WILMINGTON TO PROGRAM THE NEW FIELD ETHERNET SWITCHES WITH THE NECESSARY NETWORK CONFIGURATION DATA INCLUDING BUT NOT LIMITED TO: THE PROJECT IP ADDRESS, DEFAULT GATEWAY, SUBNET MASK AND VLAN ID INFORMATION. NOTIFY THE SENIOR SIGNAL SYSTEM OPERATOR AFTER ALL WORK IS PERFORMED TO ENSURE THAT ALL FIBER CIRCUITS ARE FUNCTIONING PROPERLY. WORK IS NOT COMPLETE UNTIL THE SIGNAL SYSTEM IS BACK UP AND OPERATIONAL.
- CONTRACTOR TO RECORD EXISTING SPLICE ARRANGEMENT FOR COMPARISON TO THE SUPPLIED SPLICE DETAILS. IF DISCREPANCIES EXIST, CONTACT THE ENGINEER TO DETERMINE HOW TO PROCEED WITH RESPLICING. PROVIDE AS-BUILT PLANS TO THE ENGINEER IF FINAL SPLICE ARRANGED DIFFERS FROM THE SUPPLIED SPLICE DETAILS.
- INCLUDE ON THE COVER OF EACH SPLICE TRAY THE FOLLOWING INFORMATION (SEE STANDARD SPECIFICATIONS ARTICLE 1731-3(A)):
 - SPLICE LOCATION
 - DATE
 - COMPANY NAME
 - NAME OF INDIVIDUAL PERFORMING THE SPLICE
 PRIOR TO INSTALLING THE COVER ON THE SPLICE TRAY, TAKE A DIGITAL PHOTOGRAPH SHOWING THE SPLICE TRAY AND INFORMATION SHOWN ABOVE (ITEMS A-D) AND SUBMIT PHOTOGRAPH ALONG WITH OTDR TEST RESULTS.

750 Greenfield Parkway, Garner, NC 27529

5600 SEVENTY-SEVEN CENTER DRIVE, SUITE 340
CHARLOTTE, NORTH CAROLINA 28217
704-522-7275 NCBEES #F-0326

**DOCUMENT NOT CONSIDERED FINAL
UNLESS ALL SIGNATURES COMPLETED**

SR 1409 (Military Cutoff Road)

Fiber Optic Splicing Details

Division 3		New Hanover County		Wilmington	
PLAN DATE:	May 2017	REVIEWED BY:	H A Badgett	INIT.	DATE
PREPARED BY:	G B SPELL	REVIEWED BY:	B J Slocum		
SCALE	N.T.S.				

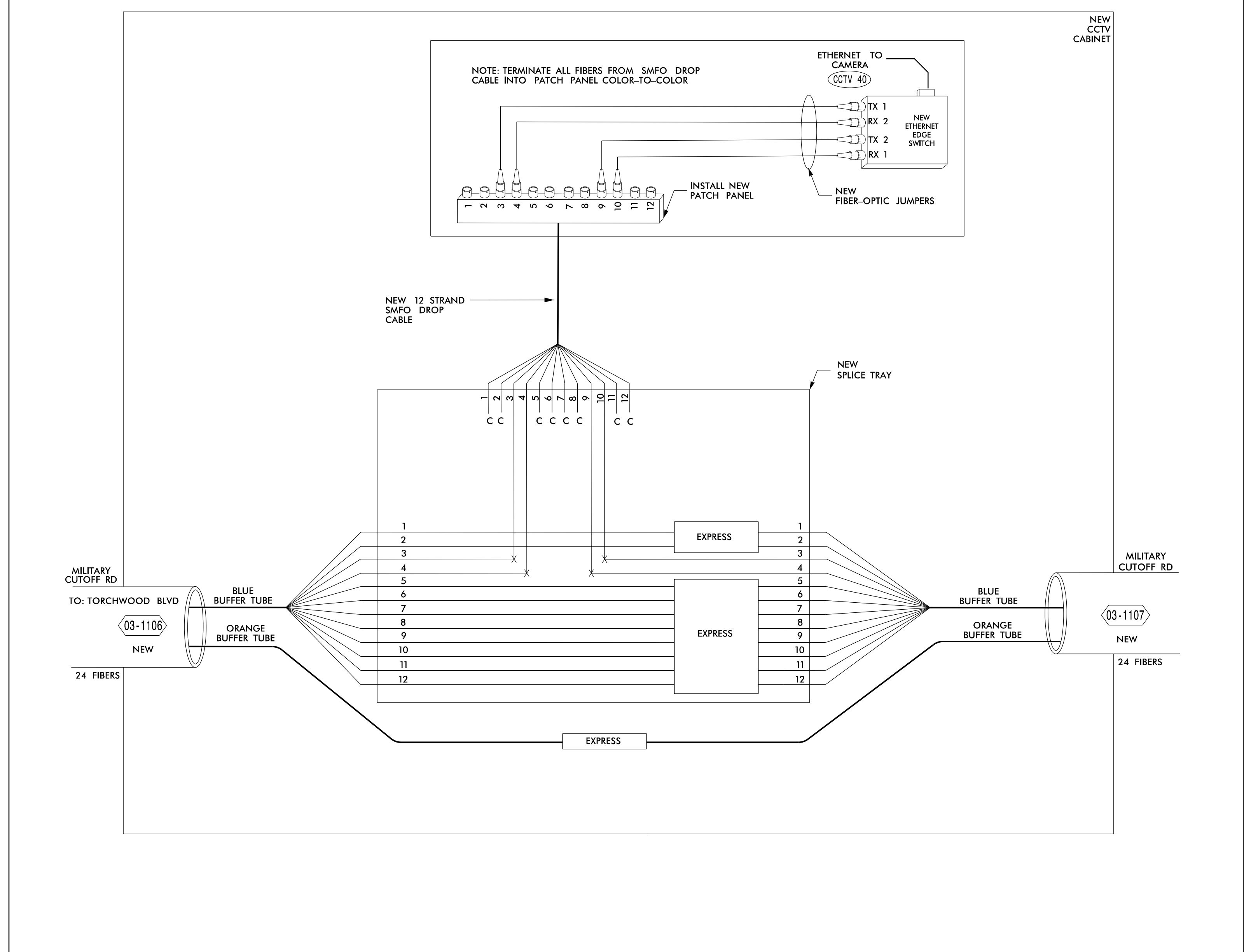
6/6/2017
DATE

CADD Filename: SCP 45.dgn

25-MAY-2017 15:23
D:\proj\consolidat\cort\off\cur\00053597 - U-4751 Military Cutoff\03B-QR\Come*SCP_45.dgn
BA001500 - AT LUS35273

SPLICE ENCLOSURE NO.

CCTV 40
MILITARY CUTOFF RD



TMP FINAL

LEGEND

- | | |
|--|---|
| COLOR CODE
TIA/EIA 598-B | E = EXIST. FUSION SPlice INDIVIDUAL FIBER TO REMAIN
X = FUSION SPlice INDIVIDUAL FIBER
C = CAP AND SEAL |
| (1) BLUE
(2) ORANGE
(3) GREEN
(4) BROWN
(5) SLATE
(6) WHITE | (7) RED
(8) BLACK
(9) YELLOW
(10) VIOLET
(11) ROSE
(12) AQUA |
| EXPRESS | = EXPRESS ENTIRE BUFFER TUBE / FIBERS THROUGH WITHOUT CUTTING |
| BUFFER SPlice | = SPlice ALL FIBERS IN BUFFER TUBE COLOR TO COLOR |


NOTES

- UNUSED FIBERS LEFT COILED AND STORED IN SPlice TRAY.
- UNUSED BUFFER TUBES LEFT COILED AND STORED IN SPlice ENCLOSURE.
- EDGE SWITCH CONFIGURATIONS ARE GENERIC. CONTRACTOR IS RESPONSIBLE FOR DETERMINING/ENSURING THE PROPER TERMINATIONS.
- TWO (2) WEEKS PRIOR TO BEGINNING WORK ON THE SIGNAL SYSTEM, CONTACT THE CITY OF WILMINGTON SENIOR SIGNAL SYSTEM OPERATOR, DENYS VIELKANOWITZ, AT 910-3414676 TO ARRANGE FOR THE CITY OF WILMINGTON TO PROGRAM THE NEW FIELD ETHERNET SWITCHES WITH THE NECESSARY NETWORK CONFIGURATION DATA INCLUDING BUT NOT LIMITED TO: THE PROJECT IP ADDRESS, DEFAULT GATEWAY, SUBNET MASK AND VLAN ID INFORMATION. NOTIFY THE SENIOR SIGNAL SYSTEM OPERATOR AFTER ALL WORK IS PERFORMED TO ENSURE THAT ALL FIBER CIRCUITS ARE FUNCTIONING PROPERLY. WORK IS NOT COMPLETE UNTIL THE SIGNAL SYSTEM IS BACK UP AND OPERATIONAL.
- CONTRACTOR TO RECORD EXISTING SPlice ARRANGEMENT FOR COMPARISON TO THE SUPPLIED SPlice DETAILS. IF DISCREPANCIES EXIST, CONTACT THE ENGINEER TO DETERMINE HOW TO PROCEED WITH RESPLICING. PROVIDE AS-BUILT PLANS TO THE ENGINEER IF FINAL SPlice ARRANGED DIFFERS FROM THE SUPPLIED SPlice DETAILS.
- INCLUDE ON THE COVER OF EACH SPlice TRAY THE FOLLOWING INFORMATION (SEE STANDARD SPECIFICATIONS ARTICLE 1731-3(A)):
a. SPlice LOCATION
b. DATE
c. COMPANY NAME
d. NAME OF INDIVIDUAL PERFORMING THE SPlice
PRIOR TO INSTALLING THE COVER ON THE SPlice TRAY, TAKE A DIGITAL PHOTOGRAPH SHOWING THE SPlice TRAY AND INFORMATION SHOWN ABOVE (ITEMS A-D) AND SUBMIT PHOTOGRAPH ALONG WITH OTDR TEST RESULTS.

ATKINS

5600 SEVENTY-SEVEN CENTER DRIVE, SUITE 340
CHARLOTTE, NORTH CAROLINA 28217
704-522-7275 NCBEES #F-0326

DOCUMENT NOT CONSIDERED FINAL UNLESS ALL SIGNATURES COMPLETED



SR 1409 (Military Cutoff Road)
Fiber Optic Splicing Details
Division 3 New Hanover County Wilmington
PLAN DATE: May 2017 REVIEWED BY: H A Badgett
PREPARED BY: G B SPELL REVIEWED BY: B J Slocum

SCALE: N.T.S.
REVISIONS
INIT. DATE

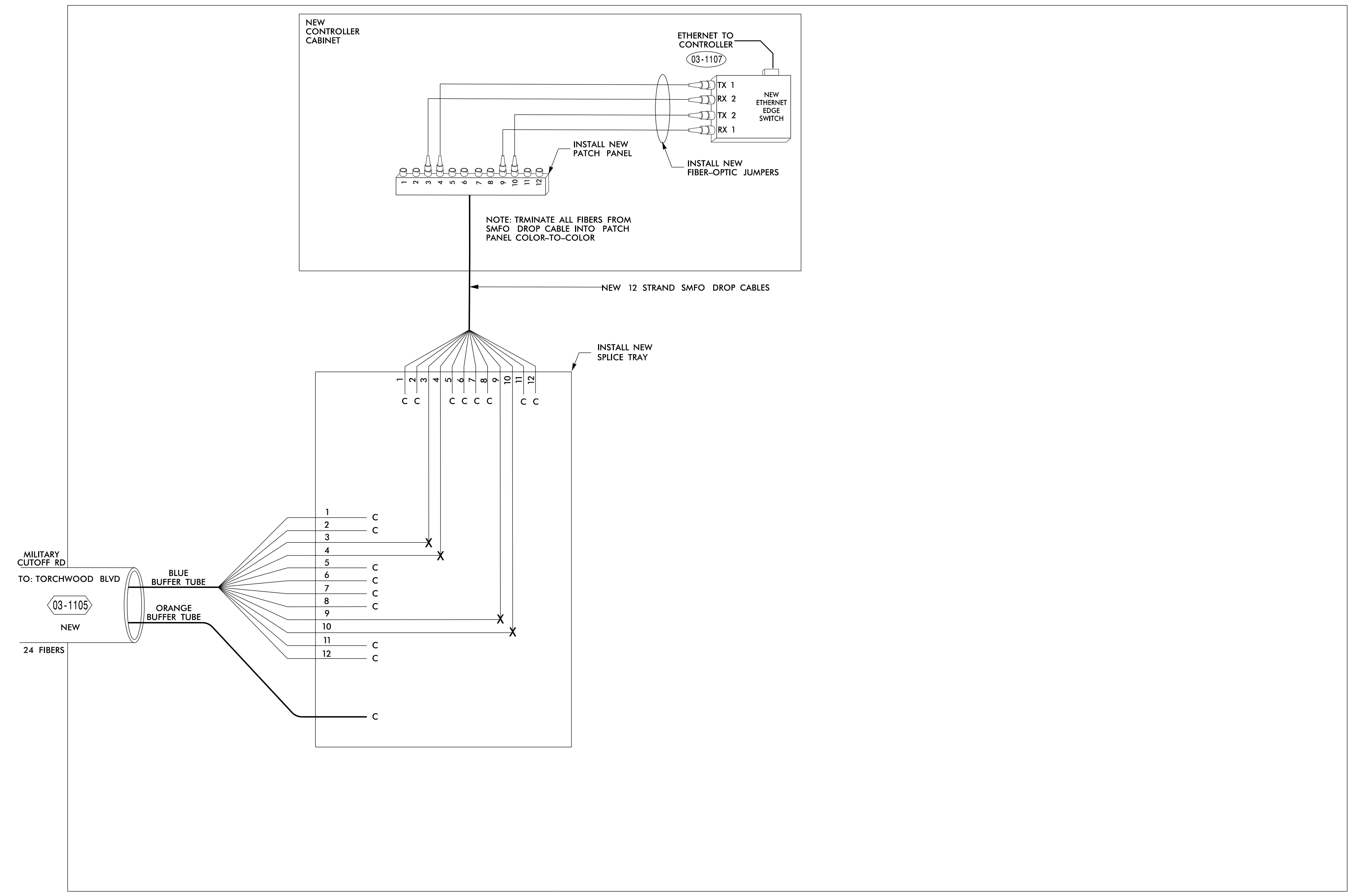
CADD Filename: SCP 46.dgn

25-MAY-2017 15:23 0:\proj\consolidat\csm\offic\cur*100053597 - U-4751 Military Cutoff*03B-QR*Comme*SCP_46.dgn BMD07500 AT LUS353273

SPLICE ENCLOSURE NO.

03-1107

MILITARY CUTOFF RD



TMP FINAL

LEGEND

E = EXIST. FUSION SPLICE INDIVIDUAL FIBER TO REMAIN
 X = FUSION SPLICE INDIVIDUAL FIBER
 C = CAP AND SEAL

EXPRESS = EXPRESS ENTIRE BUFFER TUBE / FIBERS THROUGH WITHOUT CUTTING
BUFFER SPLICE = SPLICE ALL FIBERS IN BUFFER TUBE COLOR TO COLOR

COLOR CODE TIA/EIA 598-B	
(1) BLUE	(7) RED
(2) ORANGE	(8) BLACK
(3) GREEN	(9) YELLOW
(4) BROWN	(10) VIOLET
(5) SLATE	(11) ROSE
(6) WHITE	(12) AQUA

NOTES

- UNUSED FIBERS LEFT COILED AND STORED IN SPLICE TRAY.
- UNUSED BUFFER TUBES LEFT COILED AND STORED IN SPLICE ENCLOSURE.
- EDGE SWITCH CONFIGURATIONS ARE GENERIC. CONTRACTOR IS RESPONSIBLE FOR DETERMINING/ENSURING THE PROPER TERMINATIONS.
- TWO (2) WEEKS PRIOR TO BEGINNING WORK ON THE SIGNAL SYSTEM, CONTACT THE CITY OF WILMINGTON SENIOR SIGNAL SYSTEM OPERATOR, DENYS VIELKANOWITZ, AT 910-3414676 TO ARRANGE FOR THE CITY OF WILMINGTON TO PROGRAM THE NEW FIELD ETHERNET SWITCHES WITH THE NECESSARY NETWORK CONFIGURATION DATA INCLUDING BUT NOT LIMITED TO: THE PROJECT IP ADDRESS, DEFAULT GATEWAY, SUBNET MASK AND VLAN ID INFORMATION. NOTIFY THE SENIOR SIGNAL SYSTEM OPERATOR AFTER ALL WORK IS PERFORMED TO ENSURE THAT ALL FIBER CIRCUITS ARE FUNCTIONING PROPERLY. WORK IS NOT COMPLETE UNTIL THE SIGNAL SYSTEM IS BACK UP AND OPERATIONAL.
- CONTRACTOR TO RECORD EXISTING SPLICE ARRANGEMENT FOR COMPARISON TO THE SUPPLIED SPLICE DETAILS. IF DISCREPANCIES EXIST, CONTACT THE ENGINEER TO DETERMINE HOW TO PROCEED WITH RESPLICING. PROVIDE AS-BUILT PLANS TO THE ENGINEER IF FINAL SPLICE ARRANGED DIFFERS FROM THE SUPPLIED SPLICE DETAILS.

6. INCLUDE ON THE COVER OF EACH SPLICE TRAY THE FOLLOWING INFORMATION (SEE STANDARD SPECIFICATIONS ARTICLE 1731-3(A)):
- SPLICE LOCATION
 - DATE
 - COMPANY NAME
 - NAME OF INDIVIDUAL PERFORMING THE SPLICE
- PRIOR TO INSTALLING THE COVER ON THE SPLICE TRAY, TAKE A DIGITAL PHOTOGRAPH SHOWING THE SPLICE TRAY AND INFORMATION SHOWN ABOVE (ITEMS A-D) AND SUBMIT PHOTOGRAPH ALONG WITH OTDR TEST RESULTS.

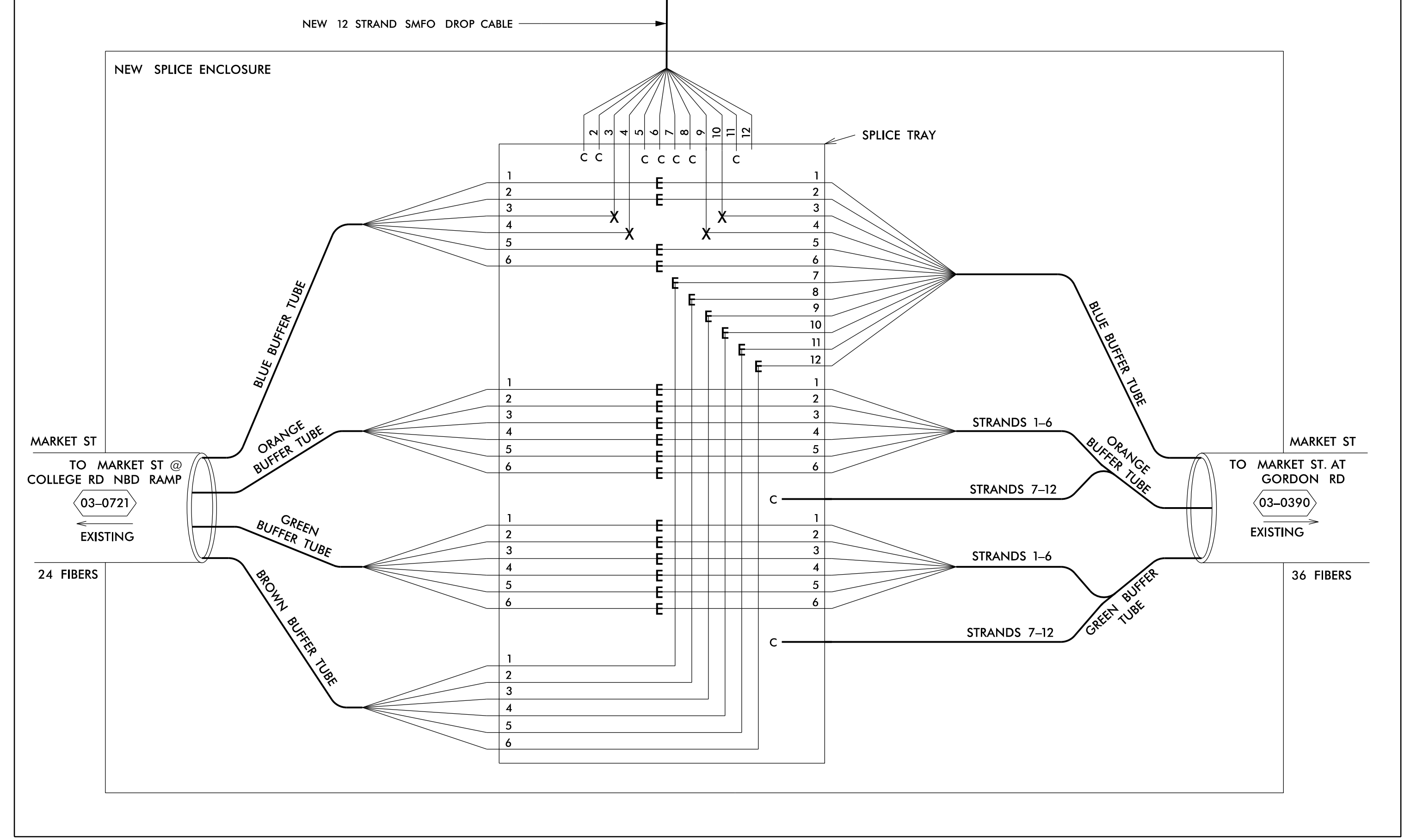
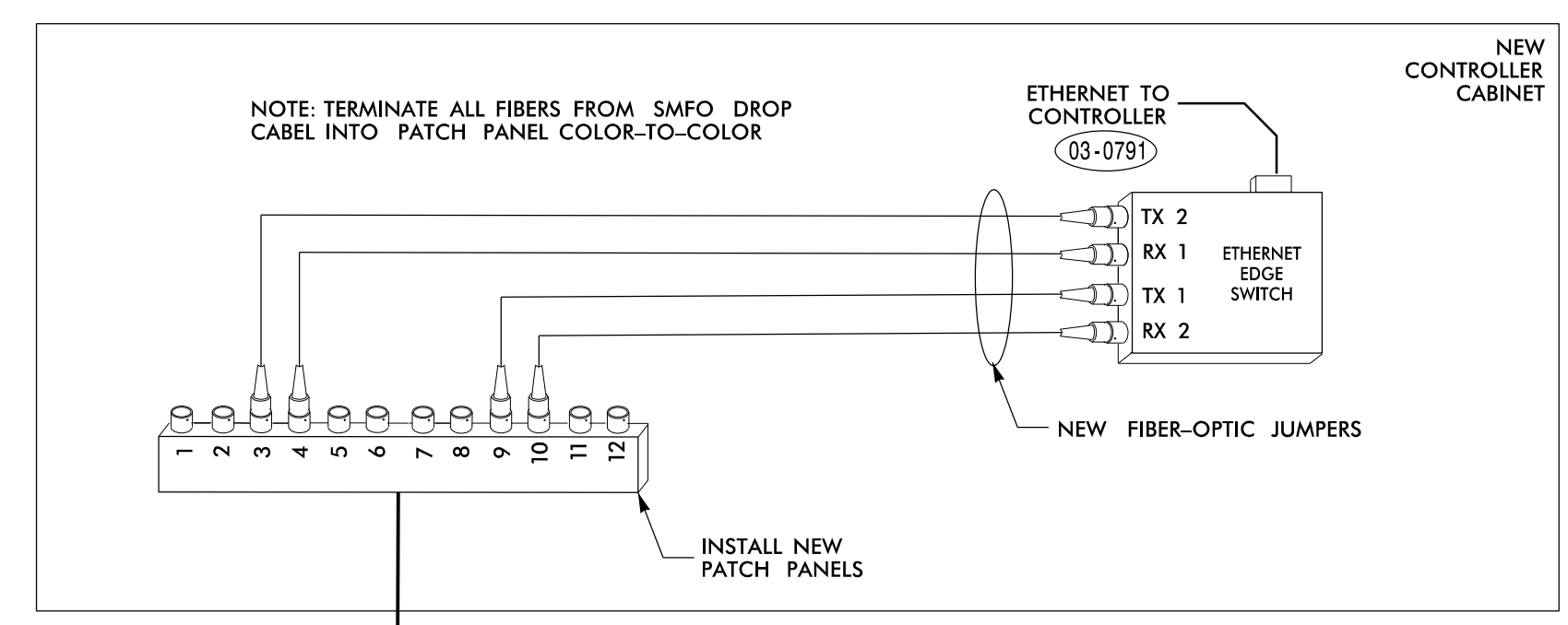
ATKINS 5600 SEVENTY-SEVEN CENTER DRIVE, SUITE 340
 CHARLOTTE, NORTH CAROLINA 28217
 704-522-7275 NCBEES #F-0326

DOCUMENT NOT CONSIDERED FINAL UNLESS ALL SIGNATURES COMPLETED

	SR 1409 (Military Cutoff Road)		
	Fiber Optic Splicing Details		
Division 3	New Hanover County	Wilmington	SEAL
PLAN DATE: May 2017	REVIEWED BY: H A Badgett	PREPARED BY: G B SPELL	REVIEWED BY: B J Slocum
SCALE N.T.S.	REVISIONS	INIT.	DATE
CADD Filename: SCP 47.dgn			DATE

25-MAY-2017 15:23
 0:\projects\101\03\military\offices\cur\00053597 - U-4751 Military Cutoff\03B-QR\Comes\SCP_47.dgn
 BAO01500 AT LUS35273

SPLICE ENCLOSURE NO.



TMP FINAL

LEGEND

- E = EXIST. FUSION SPLICE INDIVIDUAL FIBER TO REMAIN
- X = FUSION SPLICE INDIVIDUAL FIBER
- C = CAP AND SEAL
- EXPRESS = EXPRESS ENTIRE BUFFER TUBE / FIBERS THROUGH WITHOUT CUTTING
- BUFFER SPLICE = SPLICE ALL FIBERS IN BUFFER TUBE COLOR TO COLOR

COLOR CODE	
1) BLUE	7) RED
2) ORANGE	8) BLACK
3) GREEN	9) YELLOW
4) BROWN	10) VIOLET
5) SLATE	11) ROSE
6) WHITE	12) AQUA

NOTES

- UNUSED FIBERS LEFT COILED AND STORED IN SPLICE TRAY.
- UNUSED BUFFER TUBES LEFT COILED AND STORED IN SPLICE ENCLOSURE.
- EDGE SWITCH CONFIGURATIONS ARE GENERIC. CONTRACTOR IS RESPONSIBLE FOR DETERMINING/ENSURING THE PROPER TERMINATIONS.
- TWO (2) WEEKS PRIOR TO BEGINNING WORK ON THE SIGNAL SYSTEM, CONTACT THE CITY OF WILMINGTON SENIOR SIGNAL SYSTEM OPERATOR, DENYS VIELKANOWITZ, AT 910-341-4676 TO ARRANGE FOR THE CITY OF WILMINGTON TO PROGRAM THE NEW FIELD ETHERNET SWITCHES WITH THE NECESSARY NETWORK CONFIGURATION DATA, INCLUDING BUT NOT LIMITED TO: THE PROJECT IP ADDRESS, DEFAULT GATEWAY, SUBNET MASK AND VLAN ID INFORMATION. NOTIFY THE SENIOR SIGNAL SYSTEM OPERATOR AFTER ALL WORK IS PERFORMED TO ENSURE THAT ALL FIBER CIRCUITS ARE FUNCTIONING PROPERLY. WORK IS NOT COMPLETE UNTIL THE SIGNAL SYSTEM IS BACK UP AND OPERATIONAL.
- CONTRACTOR TO RECORD EXISTING SPLICE ARRANGEMENT FOR COMPARISON TO THE SUPPLIED SPLICE DETAILS. IF DISCREPANCIES EXIST, CONTACT THE ENGINEER TO DETERMINE HOW TO PROCEED WITH RESPLICING. PROVIDE AS-BUILT PLANS TO THE ENGINEER IF FINAL SPLICE ARRANGED DIFFERS FROM THE SUPPLIED SPLICE DETAILS.

- INCLUDE ON THE COVER OF EACH SPLICE TRAY THE FOLLOWING INFORMATION (SEE STANDARD SPECIFICATIONS ARTICLE 1731-3(A)):
 - a. SPLICE LOCATION
 - b. DATE
 - c. COMPANY NAME
 - d. NAME OF INDIVIDUAL PERFORMING THE SPLICE
- PRIOR TO INSTALLING THE COVER ON THE SPLICE TRAY, TAKE A DIGITAL PHOTOGRAPH SHOWING THE SPLICE TRAY AND INFORMATION SHOWN ABOVE (ITEMS A-D) AND SUBMIT PHOTOGRAPH ALONG WITH OTDR TEST RESULTS.

ATKINS 5600 SEVENTY-SEVEN CENTER DRIVE, SUITE 340
 CHARLOTTE, NORTH CAROLINA 28217
 (704)-522-7275 NCBEES #F-0326

DOCUMENT NOT CONSIDERED FINAL UNLESS ALL SIGNATURES COMPLETED

	SR 1409 (Military Cutoff Road) Fiber Optic Splicing Details		
	Division 3 New Hanover County Wilmington	PLAN DATE: May 2017 REVIEWED BY: H A Badgett	
SCALE: N.T.S.	PREPARED BY: G B Spell	REVIEWED BY: B J Slocum	REVISIONS: _____ INIT. DATE: _____

750 Greenfield Parkway, Garner, NC 27529

Prepared for the Offices of:
 Traffic Engineering and Safety Systems Division
 DEPARTMENT OF TRANSPORTATION
 DIVISION OF TRANSPORTATION

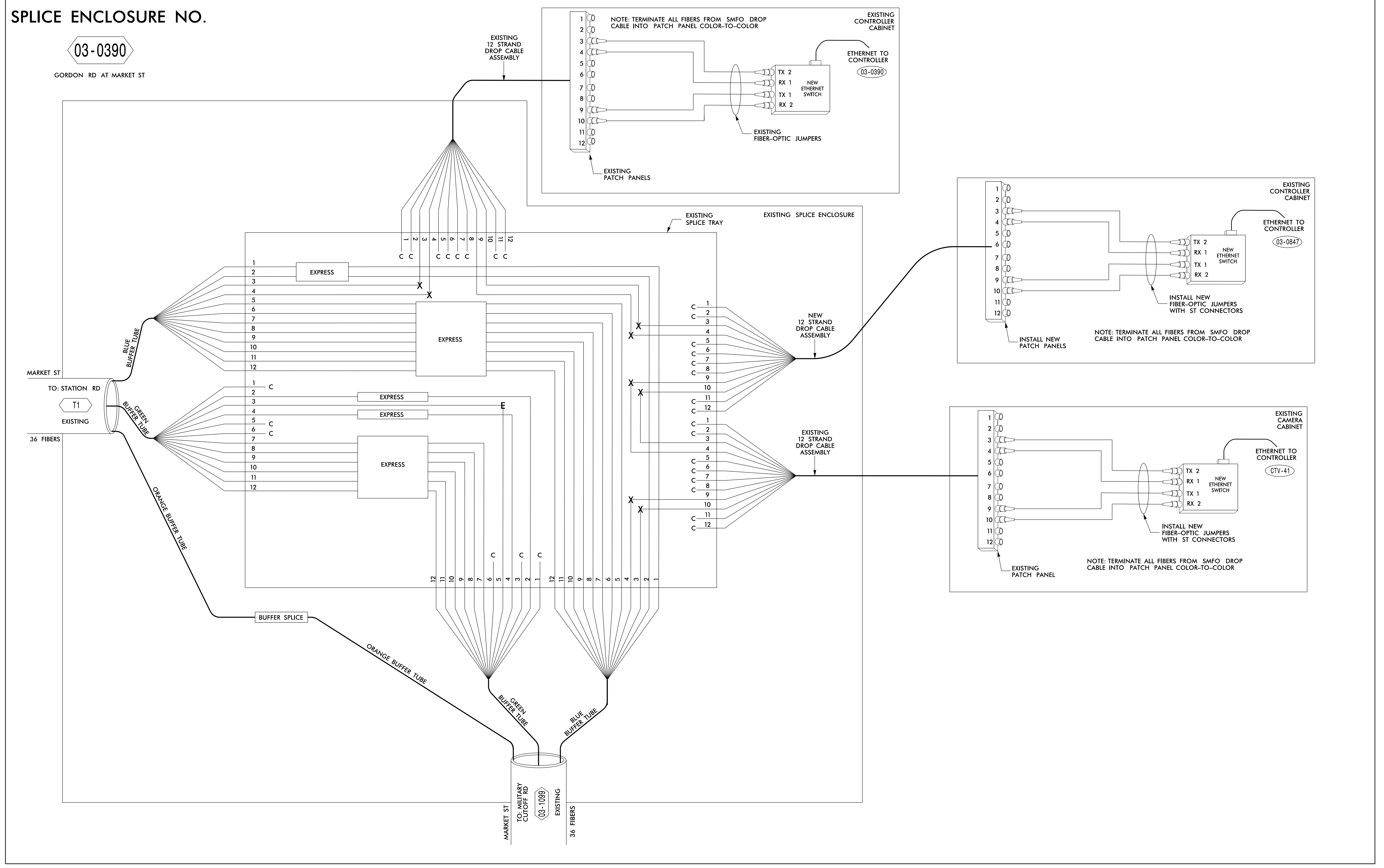
Approved by: *Henry Alfred Baigitt III* 6/6/2017
 DATE: _____
 CADD Filename: SCP_48.dgn

25-MAY-2017 15:23
 0:\jtc\insp\101\csm\1\off\c\cur\100053597 - U-4751 Military Cutoff\03B-QR\Comme\SCP_48.dgn
 BAO07500 - AT LUS35273

SPLICE ENCLOSURE NO.

03-0390

GORDON RD AT MARKET ST



TMP FINAL

LEGEND

COLOR CODE TIA/EIA 598-B	
(1) BLUE	(7) RED
(2) ORANGE	(8) BLACK
(3) GREEN	(9) YELLOW
(4) BROWN	(10) VIOLET
(5) SLATE	(11) ROSE
(6) WHITE	(12) AQUA

E = EXIST. FUSION SPLICE INDIVIDUAL FIBER TO REMAIN
X = FUSION SPLICE INDIVIDUAL FIBER
C = CAP AND SEAL

EXPRESS = EXPRESS ENTIRE BUFFER TUBE / FIBERS THROUGH WITHOUT CUTTING
BUFFER SPLICE = SPLICE ALL FIBERS IN BUFFER TUBE COLOR TO COLOR

NOTES

- UNUSED FIBERS LEFT COILED AND STORED IN SPLICE TRAY.
- UNUSED BUFFER TUBES LEFT COILED AND STORED IN SPLICE ENCLOSURE.
- EDGE SWITCH CONFIGURATIONS ARE GENERIC. CONTRACTOR IS RESPONSIBLE FOR DETERMINING/ENSURING THE PROPER TERMINATIONS.
- TWO (2) WEEKS PRIOR TO BEGINNING WORK ON THE SIGNAL SYSTEM, CONTACT THE CITY OF WILMINGTON SENIOR SIGNAL SYSTEM OPERATOR, DENYS VIELKANOWITZ, AT 910-341-4676 TO ARRANGE FOR THE CITY OF WILMINGTON TO PROGRAM THE NEW FIELD ETHERNET SWITCHES WITH THE NECESSARY NETWORK CONFIGURATION DATA INCLUDING BUT NOT LIMITED TO: THE PROJECT IP ADDRESS, DEFAULT GATEWAY, SUBNET MASK AND VLAN ID INFORMATION. NOTIFY THE SENIOR SIGNAL SYSTEM OPERATOR AFTER ALL WORK IS PERFORMED TO ENSURE THAT ALL FIBER CIRCUITS ARE FUNCTIONING PROPERLY. WORK IS NOT COMPLETE UNTIL THE SIGNAL SYSTEM IS BACK UP AND OPERATIONAL.
- CONTRACTOR TO RECORD EXISTING SPLICE ARRANGEMENT FOR COMPARISON TO THE SUPPLIED SPLICE DETAILS. IF DISCREPANCIES EXIST, CONTACT THE ENGINEER TO DETERMINE HOW TO PROCEED WITH RESPLICING. PROVIDE AS-BUILT PLANS TO THE ENGINEER IF FINAL SPLICE ARRANGED DIFFERS FROM THE SUPPLIED SPLICE DETAILS.
- INCLUDE ON THE COVER OF EACH SPLICE TRAY THE FOLLOWING INFORMATION (SEE STANDARD SPECIFICATIONS ARTICLE 1731-3(A)):
 - SPLICE LOCATION
 - DATE
 - COMPANY NAME
 - NAME OF INDIVIDUAL PERFORMING THE SPLICE

PRIOR TO INSTALLING THE COVER ON THE SPLICE TRAY, TAKE A DIGITAL PHOTOGRAPH SHOWING THE SPLICE TRAY AND INFORMATION SHOWN ABOVE (ITEMS A-D) AND SUBMIT PHOTOGRAPH ALONG WITH OTRD TEST RESULTS.

ATKINS 5600 SEVENTY-SEVEN CENTER DRIVE, SUITE 340
 CHARLOTTE, NORTH CAROLINA 28217
 (704)-522-7275 NCBEES #F-0326

DOCUMENT NOT CONSIDERED FINAL UNLESS ALL SIGNATURES COMPLETED

Prepared for the Offices of:

 750 Greenfield Parkway, Garner, NC 27529

SR 1409 (Military Cutoff Road)
 Fiber Optic Splicing Details
 Division 3 New Hanover County Wilmington
 PLAN DATE: May 2017 REVIEWED BY: H A Badgett
 PREPARED BY: G B Spell REVIEWED BY: B J Slocum

SEAL
 NORTH CAROLINA PROFESSIONAL ENGINEER
 HENRY ALFRED BAIGITT
 019962

SCALE
N.T.S.

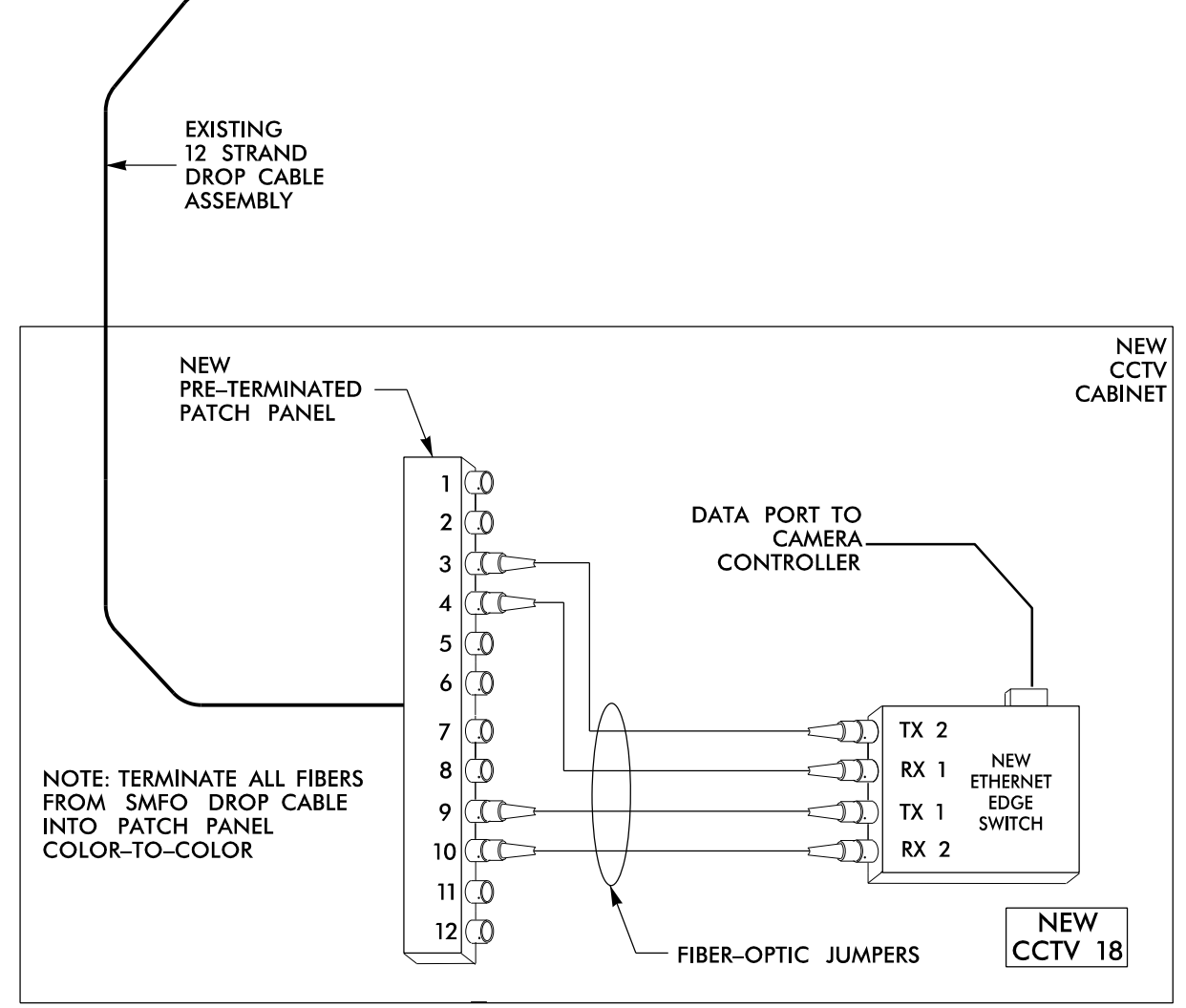
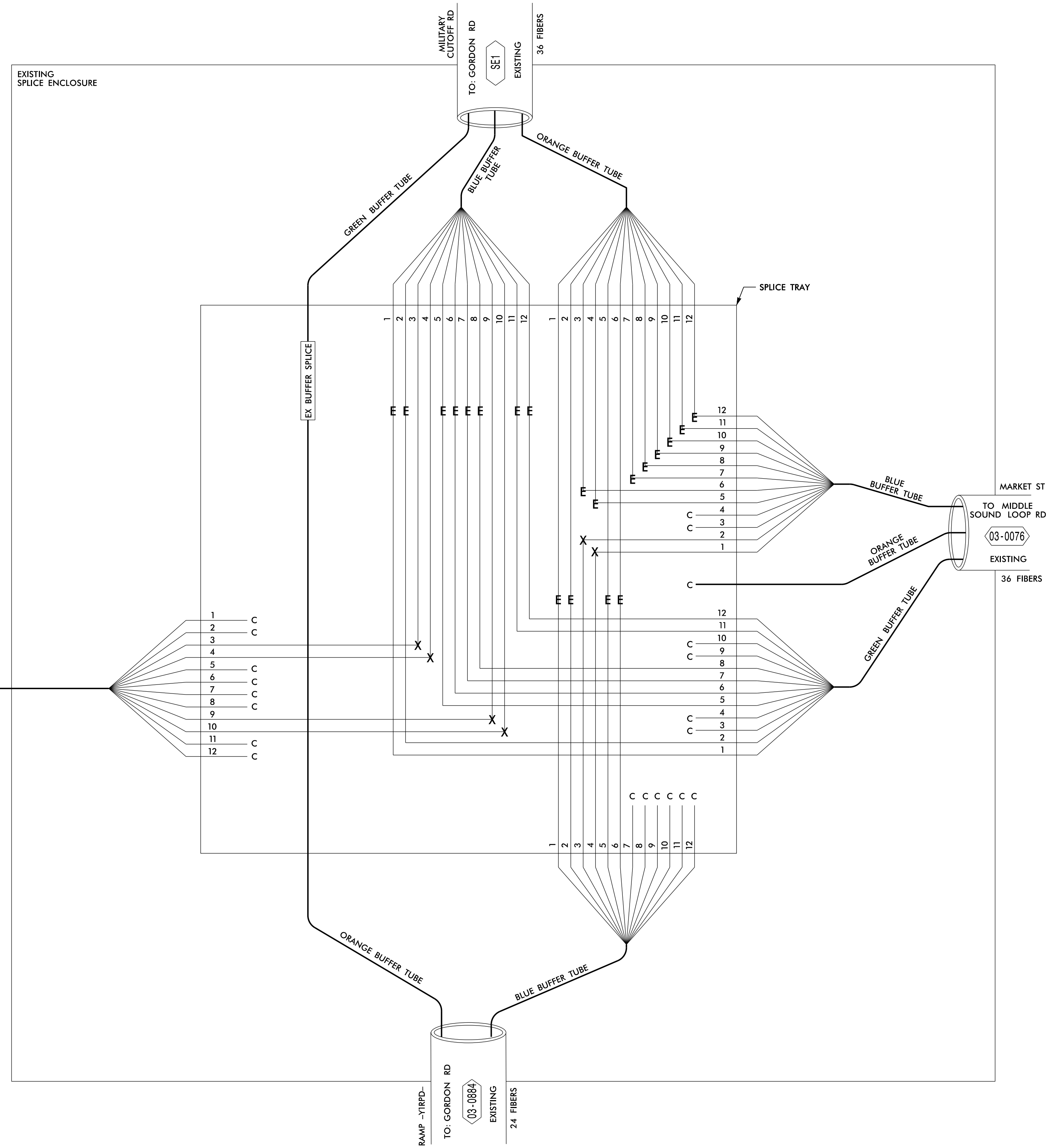
REVISIONS	INIT.	DATE

Drawn by: Henry Alfred Baigitt III 6/6/2017
 Checked by: [Signature] DATE
 CADD Filename: SCP 49.dgn

25-MAY-2017 15:23
 0:\work\scop101\cor\mtr\off\c\cur*00053597 - U-4751 Military Cutoff#03B-QR*Come*SCP_49.dgn
 BAO07500 - AT LUS35273

SPLICE ENCLOSURE NO.

T3
MARKET ST AT
MILITARY CUTOFF RD



TMP FINAL

LEGEND

COLOR CODE	
(1) BLUE	(7) RED
(2) ORANGE	(8) BLACK
(3) GREEN	(9) YELLOW
(4) BROWN	(10) VIOLET
(5) SLATE	(11) ROSE
(6) WHITE	(12) AQUA

E	= EXIST. FUSION SPLICE INDIVIDUAL FIBER TO REMAIN
X	= FUSION SPLICE INDIVIDUAL FIBER
C	= CAP AND SEAL
EXPRESS	= EXPRESS ENTIRE BUFFER TUBE / FIBERS THROUGH WITHOUT CUTTING
BUFFER SPLICE	= SPLICE ALL FIBERS IN BUFFER TUBE COLOR TO COLOR

NOTES

- UNUSED FIBERS LEFT COILED AND STORED IN SPLICE TRAY.
- UNUSED BUFFER TUBES LEFT COILED AND STORED IN SPLICE ENCLOSURE.
- EDGE SWITCH CONFIGURATIONS ARE GENERIC. CONTRACTOR IS RESPONSIBLE FOR DETERMINING/ENSURING THE PROPER TERMINATIONS.
- TWO (2) WEEKS PRIOR TO BEGINNING WORK ON THE SIGNAL SYSTEM, CONTACT THE CITY OF WILMINGTON SENIOR SIGNAL SYSTEM OPERATOR, DENYS VIELKANOWITZ, AT 910-341-4676 TO ARRANGE FOR THE CITY OF WILMINGTON TO PROGRAM THE NEW FIELD ETHERNET SWITCHES WITH THE NECESSARY NETWORK CONFIGURATION DATA INCLUDING BUT NOT LIMITED TO: THE PROJECT IP ADDRESS, DEFAULT GATEWAY, SUBNET MASK AND VLAN ID INFORMATION. NOTIFY THE SENIOR SIGNAL SYSTEM OPERATOR AFTER ALL WORK IS PERFORMED TO ENSURE THAT ALL FIBER CIRCUITS ARE FUNCTIONING PROPERLY. WORK IS NOT COMPLETE UNTIL THE SIGNAL SYSTEM IS BACK UP AND OPERATIONAL.
- CONTRACTOR TO RECORD EXISTING SPLICE ARRANGEMENT FOR COMPARISON TO THE SUPPLIED SPLICE DETAILS. IF DISCREPANCIES EXIST, CONTACT THE ENGINEER TO DETERMINE HOW TO PROCEED WITH RESPLICING. PROVIDE AS-BUILT PLANS TO THE ENGINEER IF FINAL SPLICE ARRANGED DIFFERS FROM THE SUPPLIED SPLICE DETAILS.
- INCLUDE ON THE COVER OF EACH SPLICE TRAY THE FOLLOWING INFORMATION (SEE STANDARD SPECIFICATIONS ARTICLE 1731-3(A)):
 - SPLICE LOCATION
 - DATE
 - COMPANY NAME
 - NAME OF INDIVIDUAL PERFORMING THE SPLICE
 PRIOR TO INSTALLING THE COVER ON THE SPLICE TRAY, TAKE A DIGITAL PHOTOGRAPH SHOWING THE SPLICE TRAY AND INFORMATION SHOWN ABOVE (ITEMS A-D) AND SUBMIT PHOTOGRAPH ALONG WITH OTDR TEST RESULTS.

ATKINS

5600 SEVENTY-SEVEN CENTER DRIVE, SUITE 340
CHARLOTTE, NORTH CAROLINA 28217
(704)-522-7275 NCBEES #F-0326

DOCUMENT NOT CONSIDERED FINAL UNLESS ALL SIGNATURES COMPLETED

	SR 1409 (Military Cutoff Road)			
	Fiber Optic Splicing Details			
	Division 3 New Hanover County Wilmington	Prepared by: G B Spell		Reviewed by: H A Badgett
	SCALE: N.T.S.	REVISIONS:		INIT. DATE:

Prepared for the Offices of:
Traffic Engineering and Safety Systems Division
DEPARTMENT OF TRANSPORTATION
State of North Carolina

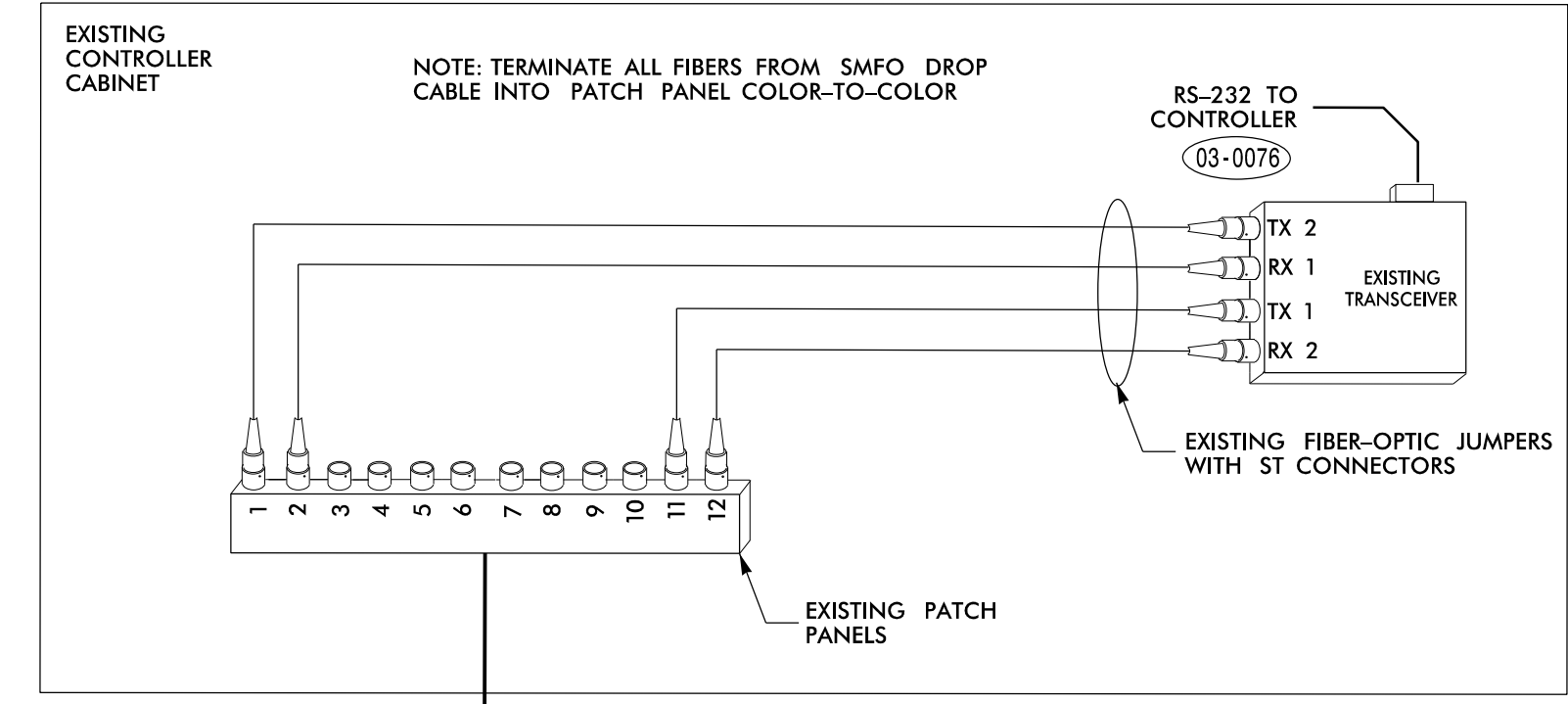
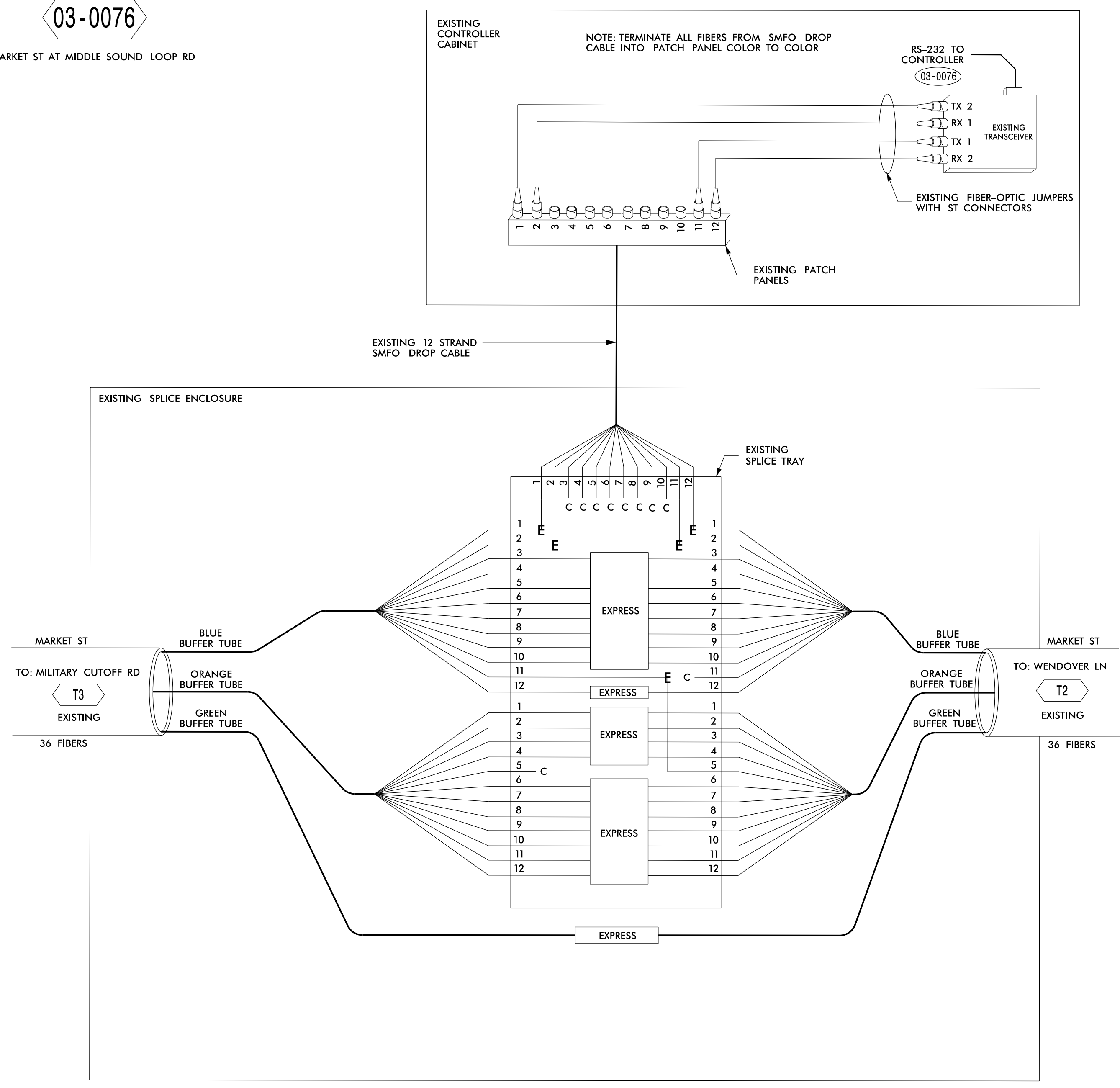
750 Greenfield Parkway, Garner, NC 27529

Development by: **Henry Alfred Baigitt III**, 6/6/2017
DATE: _____
CADD Filename: SCP 50.dgn

SPLICE ENCLOSURE NO.

03-0076

MARKET ST AT MIDDLE SOUND LOOP RD



NOTE: NO WORK TO BE DONE ON THIS SHEET.

TMP FINAL

LEGEND

- E = EXIST. FUSION SPLICE INDIVIDUAL FIBER TO REMAIN
- X = FUSION SPLICE INDIVIDUAL FIBER
- C = CAP AND SEAL
- EXPRESS = EXPRESS ENTIRE BUFFER TUBE / FIBERS THROUGH WITHOUT CUTTING
- BUFFER SPLICE = SPLICE ALL FIBERS IN BUFFER TUBE COLOR TO COLOR

COLOR CODE	
TIA/EIA	598-B
(1) BLUE	(7) RED
(2) ORANGE	(8) BLACK
(3) GREEN	(9) YELLOW
(4) BROWN	(10) VIOLET
(5) SLATE	(11) ROSE
(6) WHITE	(12) AQUA

NOTES

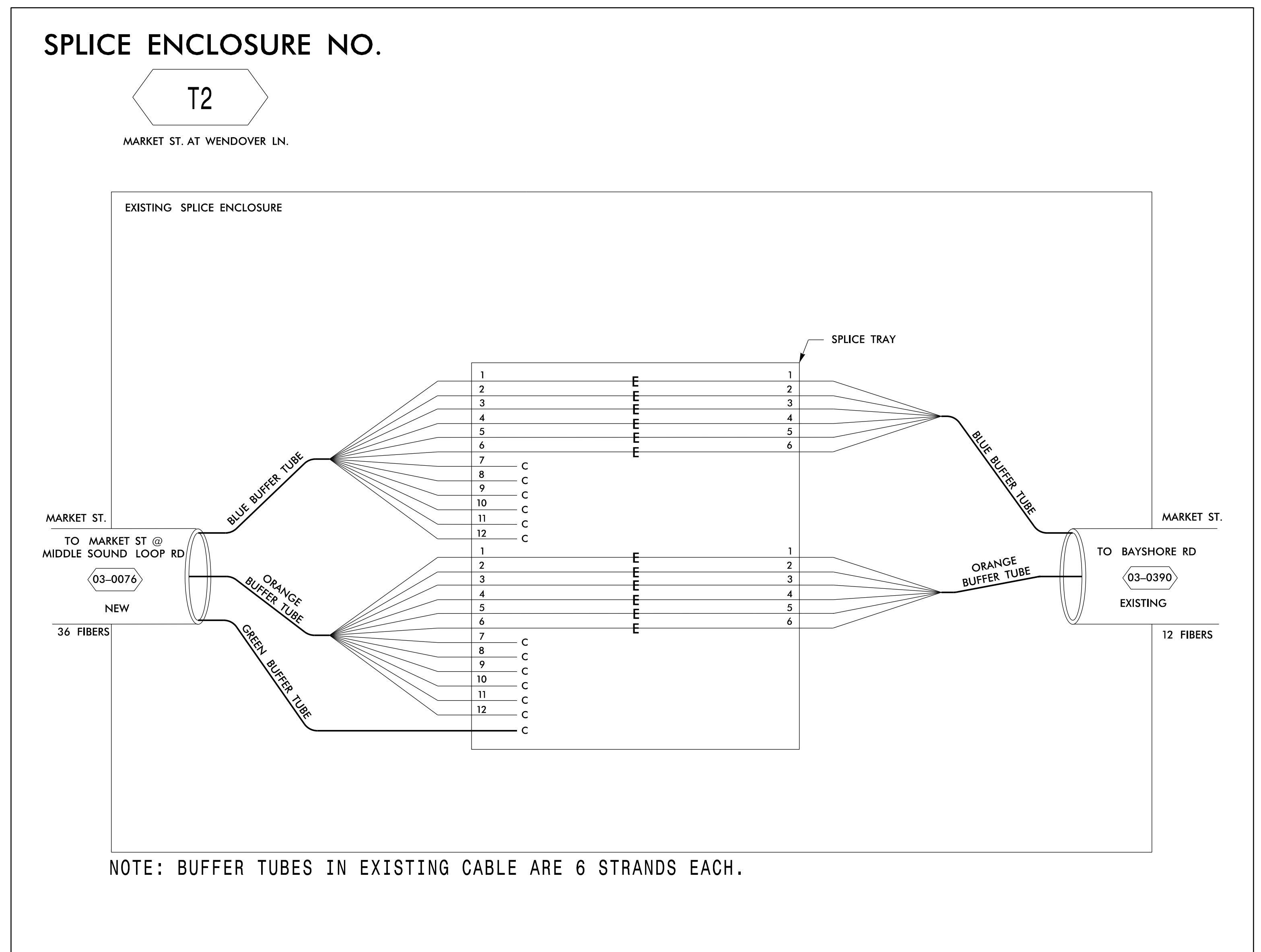
- UNUSED FIBERS LEFT COILED AND STORED IN SPLICE TRAY.
- UNUSED BUFFER TUBES LEFT COILED AND STORED IN SPLICE ENCLOSURE.
- EDGE SWITCH CONFIGURATIONS ARE GENERIC. CONTRACTOR IS RESPONSIBLE FOR DETERMINING/ENSURING THE PROPER TERMINATIONS.
- TWO (2) WEEKS PRIOR TO BEGINNING WORK ON THE SIGNAL SYSTEM, CONTACT THE CITY OF WILMINGTON SENIOR SIGNAL SYSTEM OPERATOR, DENYS VIELKANOWITZ, AT 910-3414676 TO ARRANGE FOR THE CITY OF WILMINGTON TO PROGRAM THE NEW FIELD ETHERNET SWITCHES WITH THE NECESSARY NETWORK CONFIGURATION DATA INCLUDING BUT NOT LIMITED TO: THE PROJECT IP ADDRESS, DEFAULT GATEWAY, SUBNET MASK AND VLAN ID INFORMATION. NOTIFY THE SENIOR SIGNAL SYSTEM OPERATOR AFTER ALL WORK IS PERFORMED TO ENSURE THAT ALL FIBER CIRCUITS ARE FUNCTIONING PROPERLY. WORK IS NOT COMPLETE UNTIL THE SIGNAL SYSTEM IS BACK UP AND OPERATIONAL.
- CONTRACTOR TO RECORD EXISTING SPLICE ARRANGEMENT FOR COMPARISON TO THE SUPPLIED SPLICE DETAILS. IF DISCREPANCIES EXIST, CONTACT THE ENGINEER TO DETERMINE HOW TO PROCEED WITH RESPLICING. PROVIDE AS-BUILT PLANS TO THE ENGINEER IF FINAL SPLICE ARRANGED DIFFERS FROM THE SUPPLIED SPLICE DETAILS.
- INCLUDE ON THE COVER OF EACH SPLICE TRAY THE FOLLOWING INFORMATION (SEE STANDARD SPECIFICATIONS ARTICLE 1731-3(A)):
 - a. SPLICE LOCATION
 - b. DATE
 - c. COMPANY NAME
 - d. NAME OF INDIVIDUAL PERFORMING THE SPLICE
 PRIOR TO INSTALLING THE COVER ON THE SPLICE TRAY, TAKE A DIGITAL PHOTOGRAPH SHOWING THE SPLICE TRAY AND INFORMATION SHOWN ABOVE (ITEMS A-D) AND SUBMIT PHOTOGRAPH ALONG WITH OTDR TEST RESULTS.

ATKINS 5600 SEVENTY-SEVEN CENTER DRIVE, SUITE 340
 CHARLOTTE, NORTH CAROLINA 28217
 704-522-7275 NCBEES #F-0326

DOCUMENT NOT CONSIDERED FINAL UNLESS ALL SIGNATURES COMPLETED

	SR 1409 (Military Cutoff Road) Fiber Optic Splicing Details		
	Division 3 New Hanover County Wilmington		
PLAN DATE: May 2017	REVIEWED BY: H A Badgett		
PREPARED BY: G B SPELL	REVIEWED BY: B J Slocum		
SCALE: N.T.S.	REVISIONS:	INIT. DATE:	
CADD Filename: SCP 51.dgn			SEAL: HENRY ALFRED BAIGITT ENGINEER NO. 019962 DATE: 6/6/2017

25-MAY-2017 15:23 D:\proj\consort101\cor\w\off\cur\100053597 - U-4751 Military Cutoff\03B-QR\Comme\SCP 51.dgn BA007500 AT LUS35273



TMP FINAL

25-MAY-2017 15:23
 0:\j\cnsbor101\cort\off\c\cur\100053597 - U-4751 Military Cutoff\03B-QR\Comme*SCP_52.dgn
 BAO07500 - AT LUS35273

LEGEND

E = EXIST. FUSION SPLICE INDIVIDUAL FIBER TO REMAIN	X = FUSION SPLICE INDIVIDUAL FIBER	C = CAP AND SEAL
EXPRESS = EXPRESS ENTIRE BUFFER TUBE / FIBERS THROUGH WITHOUT CUTTING		
BUFFER SPLICE = SPLICE ALL FIBERS IN BUFFER TUBE COLOR TO COLOR		

- ### NOTES
- UNUSED FIBERS LEFT COILED AND STORED IN SPLICE TRAY.
 - UNUSED BUFFER TUBES LEFT COILED AND STORED IN SPLICE ENCLOSURE.
 - EDGE SWITCH CONFIGURATIONS ARE GENERIC. CONTRACTOR IS RESPONSIBLE FOR DETERMINING/ENSURING THE PROPER TERMINATIONS.
 - TWO (2) WEEKS PRIOR TO BEGINNING WORK ON THE SIGNAL SYSTEM, CONTACT THE CITY OF WILMINGTON SENIOR SIGNAL SYSTEM OPERATOR, DENYS VIELKANOWITZ, AT 910-341-4676 TO ARRANGE FOR THE CITY OF WILMINGTON TO PROGRAM THE NEW FIELD ETHERNET SWITCHES WITH THE NECESSARY NETWORK CONFIGURATION DATA INCLUDING BUT NOT LIMITED TO: THE PROJECT IP ADDRESS, DEFAULT GATEWAY, SUBNET MASK AND VLAN ID INFORMATION. NOTIFY THE SENIOR SIGNAL SYSTEM OPERATOR AFTER ALL WORK IS PERFORMED TO ENSURE THAT ALL FIBER CIRCUITS ARE FUNCTIONING PROPERLY. WORK IS NOT COMPLETE UNTIL THE SIGNAL SYSTEM IS BACK UP AND OPERATIONAL.
 - CONTRACTOR TO RECORD EXISTING SPLICE ARRANGEMENT FOR COMPARISON TO THE SUPPLIED SPLICE DETAILS. IF DISCREPANCIES EXIST, CONTACT THE ENGINEER TO DETERMINE HOW TO PROCEED WITH RESPLICING. PROVIDE AS-BUILT PLANS TO THE ENGINEER IF FINAL SPLICE ARRANGED DIFFERS FROM THE SUPPLIED SPLICE DETAILS.

- INCLUDE ON THE COVER OF EACH SPLICE TRAY THE FOLLOWING INFORMATION (SEE STANDARD SPECIFICATIONS ARTICLE 1731-3(A)):
 - SPLICE LOCATION
 - DATE
 - COMPANY NAME
 - NAME OF INDIVIDUAL PERFORMING THE SPLICE
- PRIOR TO INSTALLING THE COVER ON THE SPLICE TRAY, TAKE A DIGITAL PHOTOGRAPH SHOWING THE SPLICE TRAY AND INFORMATION SHOWN ABOVE (ITEMS A-D) AND SUBMIT PHOTOGRAPH ALONG WITH OTDR TEST RESULTS.

5600 SEVENTY-SEVEN CENTER DRIVE, SUITE 340
 CHARLOTTE, NORTH CAROLINA 28217
 (704)-522-7275 NCBEEB #F-0326

DOCUMENT NOT CONSIDERED FINAL
UNLESS ALL SIGNATURES COMPLETED

Prepared for the Offices of:

SR 1409 (Military Cutoff Road)

Fiber Optic Splicing Details

Division 3 New Hanover County Wilmington

PLAN DATE: May 2017	REVIEWED BY: H A Badgett
PREPARED BY: G B Spell	REVIEWED BY: B J Slocum

SCALE: N.T.S.

REVISIONS	INIT.	DATE

Drawn by: Henry Alfred Baigitt III
 DATE: 6/6/2017
 CADD Filename: SCP 52.dgn