

**This electronic collection of documents is provided
for the convenience of the user
and is Not a Certified Document –**

**The documents contained herein were originally issued
and sealed by the individuals whose names and license
numbers appear on each page, on the dates appearing
with their signature on that page.**

**This file or an individual page
shall not be considered a certified document.**


T.I.P.: U-4751

CONTRACT: C203980

**STATE OF NORTH CAROLINA
DEPARTMENT OF TRANSPORTATION**

**SIGNING PLAN
NEW HANOVER COUNTY**

**LOCATION: SR 1409 (MILITARY CUTOFF ROAD EXTENSION) FROM SR 1409
(MILITARY CUTOFF ROAD) TO US 17 IN WILMINGTON**

<small>TIP NO.</small> U-4751	<small>SHEET NO.</small> SIGN-1
<small>APPROVED:</small> <u>Charles A. Johnson, III</u> <small>DATE:</small> 7/6/2017	
	
DOCUMENT NOT CONSIDERED FINAL UNLESS ALL SIGNATURES COMPLETED	

ROADWAY STANDARD DRAWING

THE FOLLOWING ROADWAY STANDARDS AS APPEAR IN "ROADWAY STANDARD DRAWINGS" - PROJECT SERVICES UNIT - N.C. DEPARTMENT OF TRANSPORTATION - RALEIGH, N.C., DATED JANUARY 2012 ARE APPLICABLE TO THIS PROJECT AND BY REFERENCE HEREBY ARE CONSIDERED A PART OF THESE PLANS:

<u>STD. NO.</u>	<u>TITLE</u>
901.10	TYPE 'A' SIGNS
901.20	TYPE 'B' SIGNS
901.50	ARROWS AND SHIELDS
901.70	SIGN STRINGERS AND SUPPORT SPACING
901.80	SIGN MOUNTING DETAILS - FOR TYPE A AND TYPE B SIGNS
903.10	GROUND MOUNTED SIGN SUPPORTS (EXCEPT 1 OF 3 WHICH IS REPLACED WITH SIGN-2A AND 2 OF 3 WHICH IS REPLACED WITH SIGN-2B IN PLANS)
904.10	ORIENTATION OF GROUND MOUNTED SIGNS
904.20	SECONDARY SIGN MOUNTING
904.30	SUPPLEMENTAL SIGN MOUNTING
904.50	MOUNTING OF TYPE 'D', 'E' AND 'F' SIGNS ON 'U' CHANNEL POSTS
1264.01	OBJECT MARKERS TYPES
1264.02	OBJECT MARKERS INSTALLATION

PAY ITEM NOTES

- 1 SIGN ERECTION, TYPE D, E AND F
- 2 SIGN ERECTION, TYPE A (GROUND MOUNTED)
- 3 SIGN ERECTION, TYPE B (GROUND MOUNTED)
- 4 SIGN ERECTION, RELOCATE, TYPE D (GROUND MOUNTED)
- 5 DISPOSAL OF SIGN SYSTEM, OVERHEAD
- 6 DISPOSAL OF SIGN SYSTEM, STEEL BEAM
- 7 DISPOSAL OF SIGN SYSTEM, U-CHANNEL
- 8 DISPOSAL OF SUPPORT, U-CHANNEL
- 9 OBJECT MARKERS (END OF ROAD)

SUMMARY OF QUANTITIES


ITEM NO.	ITEM DESCRIPTION	QUANTITY	UNIT
DESC. NO.	SECT. NO.		
4048000000	902	REINFORCED CONCRETE SIGN FOUNDATION	17 C.Y.
4054000000	902	PLAIN CONCRETE SIGN FOUNDATION	2 C.Y.
4057000000	SP	OVERHEAD FOOTING	165 C.Y.
4060000000	903	SUPPORTS, BREAKAWAY STEEL BEAM	18,086 LB.
4072000000	903	SUPPORTS, 3 LB STEEL U-CHANNEL	5,185 L.F.
4082100000	SP	SUPPORTS, OVERHEAD SIGN STRUCTURE 'A' AT STATION -Y1- STA. 42+50	1 L.S.
4082100000	SP	SUPPORTS, OVERHEAD SIGN STRUCTURE 'B' AT STATION -Y1- STA. 50+50 LT	1 L.S.
4082100000	SP	SUPPORTS, OVERHEAD SIGN STRUCTURE 'C' AT STATION -L- STA. 40+50 LT	1 L.S.
4082100000	SP	SUPPORTS, OVERHEAD SIGN STRUCTURE 'D' AT STATION -L- STA. 55+50 LT	1 L.S.
4082100000	SP	SUPPORTS, OVERHEAD SIGN STRUCTURE 'E' AT STATION -L- STA. 82+00 LT	1 L.S.
4082100000	SP	SUPPORTS, OVERHEAD SIGN STRUCTURE 'F' AT STATION -L- STA. 167+50	1 L.S.
4082100000	SP	SUPPORTS, OVERHEAD SIGN STRUCTURE 'G' AT STATION -Y8RPDB- STA. 23+50	1 L.S.
4082100000	SP	SUPPORTS, OVERHEAD SIGN STRUCTURE 'H' AT STATION -Y8- STA. 93+50 LT	1 L.S.
4096000000	904	SIGN ERECTION, TYPE D	3 EA.
4102000000	904	SIGN ERECTION, TYPE E	256 EA.
4108000000	904	SIGN ERECTION, TYPE F	30 EA.
4110000000	904	SIGN ERECTION, TYPE A (GROUND MOUNTED)	19 EA.
4110000000	904	SIGN ERECTION, TYPE B (GROUND MOUNTED)	8 EA.
4116100000	904	SIGN ERECTION, RELOCATE, TYPE D (GROUND MOUNTED)	9 EA.
4149000000	907	DISPOSAL OF SIGN SYSTEM, OVERHEAD	1 EA.
4152000000	907	DISPOSAL OF SIGN SYSTEM, STEEL BEAM	2 EA.
4155000000	907	DISPOSAL OF SIGN SYSTEM, U-CHANNEL	69 EA.
4192000000	907	DISPOSAL OF SUPPORT, U-CHANNEL	11 EA.
4915000000	1264	7' U-CHANNEL POSTS	12 EA.
4955000000	1264	OBJECT MARKERS (END OF ROAD)	12 EA.

GENERAL NOTES

- . SIGNS FURNISHED BY STATE.
- . ALL SIGNS SEE PAY ITEM NOTE 1 UNLESS OTHERWISE NOTED.
- . CONFIRM IN WRITING AT LEAST 4 MONTHS IN ADVANCE, THE ACTUAL DATE THE DEPARTMENT FURNISHED SIGNS WILL BE REQUIRED.
- . ALL TYPE D SIGNS SHALL BE MOUNTED ON TWO U-CHANNEL POSTS UNLESS OTHERWISE INDICATED ON THE PLANS.
- . IF REMOVAL OR RELOCATION OF SIGNS ON PRIVATE STREET (NON-STATE MAINTAINED) IS REQUIRED DUE TO CONSTRUCTION, THE CONTRACTOR SHALL INFORM THE ENGINEER. THE WORK WILL BE COMPLETED BY OTHERS.
- . WHEN NOT STATIONED OR DIMENSIONED ON PLANS, ALL TYPE E AND F SIGNS SHALL BE FIELD LOCATED BY THE ENGINEER.
- . ALL EXISTING SIGNS ON "U" CHANNEL POST WITHIN THE PROJECT LIMITS SHALL BE RETAINED UNLESS OTHERWISE NOTED ON PLANS.
- . WHEN EXISTING SIGNS ARE REMOVED AND INSTALLED ON NEW SUPPORTS, THE RE-ERECTION SHALL IMMEDIATELY FOLLOW THE REMOVAL.
- . THE BACKGROUND FOR TYPE E AND F SIGNS SHALL BE GRADE C REFLECTIVE SHEETING UNLESS OTHERWISE.
- . DO NOT BEGIN FABRICATION FOR TYPE A AND B SIGNS MOUNTED ON OVERHEAD STRUCTURES OR STEEL SUPPORTS UNTIL "S" DIMENSIONS HAVE BEEN FIELD VERIFIED.
- . SEE ROADWAY PLANS FOR GUARD/GUIDE RAIL DETAILS.
- . THE NORTH CAROLINA ROUTE NUMBER FOR THE FACILITY IS TO BE DETERMINED AND WILL BE PROVIDED PRIOR TO SIGN FABRICATION.

PLANS REVIEWED BY: N.C.D.O.T. SIGNING AND DELINEATION UNIT


AYMAN ALQUDWAH, PE, CPM SIGNING & DELINEATION EASTERN REGIONAL ENGINEER
MITCH EATON, PE SIGNING & DELINEATION PROJECT DESIGN ENGINEER

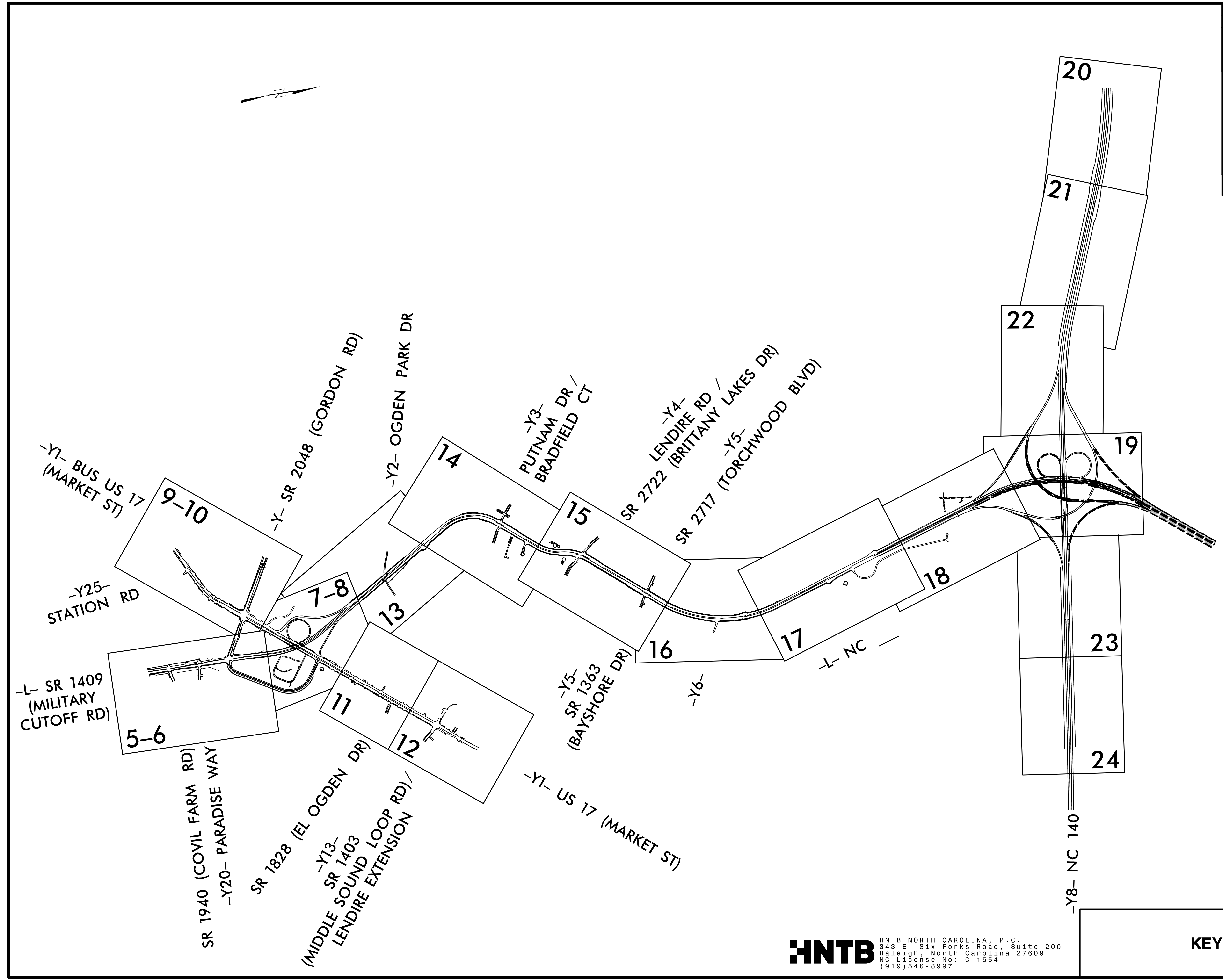


PLANS PREPARED BY :
HNTB HNTB NORTH CAROLINA, P.C.
343 E. Six Forks Road, Suite 200
Raleigh, North Carolina 27609
NC License No: C-1554
(919) 546-8997
C.A. JOHNSON, III, PE SIGNING PROJECT ENGINEER
A.D. KLINKSIEK, PE, PTOE SIGNING DESIGN ENGINEER
T.R. TERRELL SIGNING DESIGN TECHNICIAN

INDEX

SHEET NO.	DESCRIPTION
SIGN-1	TITLE SHEET
SIGN-1A	KEY SHEET
SIGN-2-2B	SUPPORT INFORMATION
SIGN-3-3G	OVERHEAD STRUCTURE LINE DRAWINGS
SIGN-4-4L	SIGN DESIGNS, AND TYPE E AND F SHEETS
SIGN-5-24	SIGNING PLAN SHEETS

TIP NO. U-4751	SHEET NO. SIGN-1A
APPROVED: <i>Charles A. Johnson, III</i> <small>DATE: 7/6/2017</small>	
SEAL 	
DOCUMENT NOT CONSIDERED FINAL UNLESS ALL SIGNATURES COMPLETED	



HNTB HNTB NORTH CAROLINA, P.C.
 343 E. Six Forks Road, Suite 200
 Raleigh, North Carolina 27609
 NC License No: C-1554
 (919) 546-8997

KEY SHEET

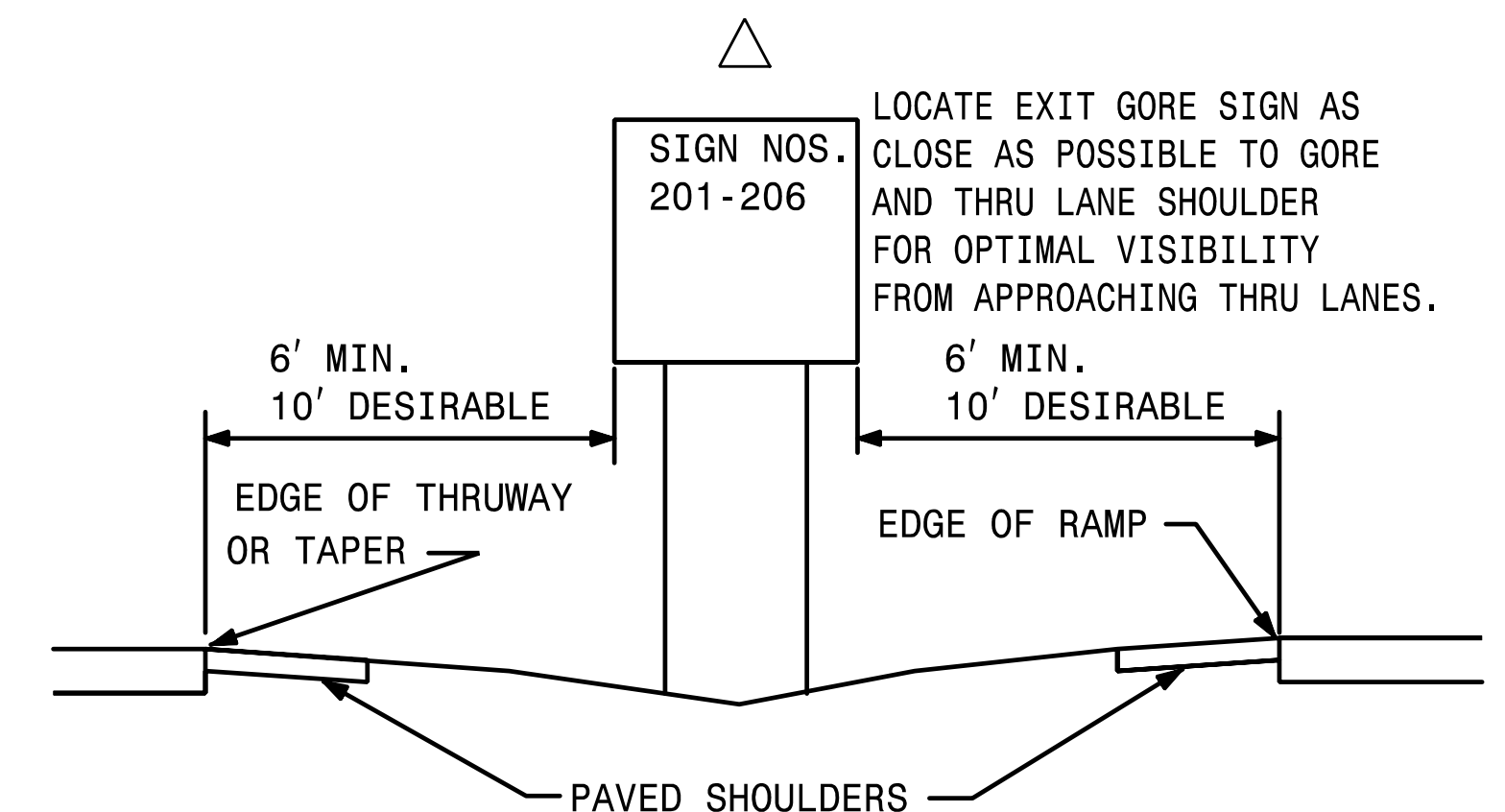
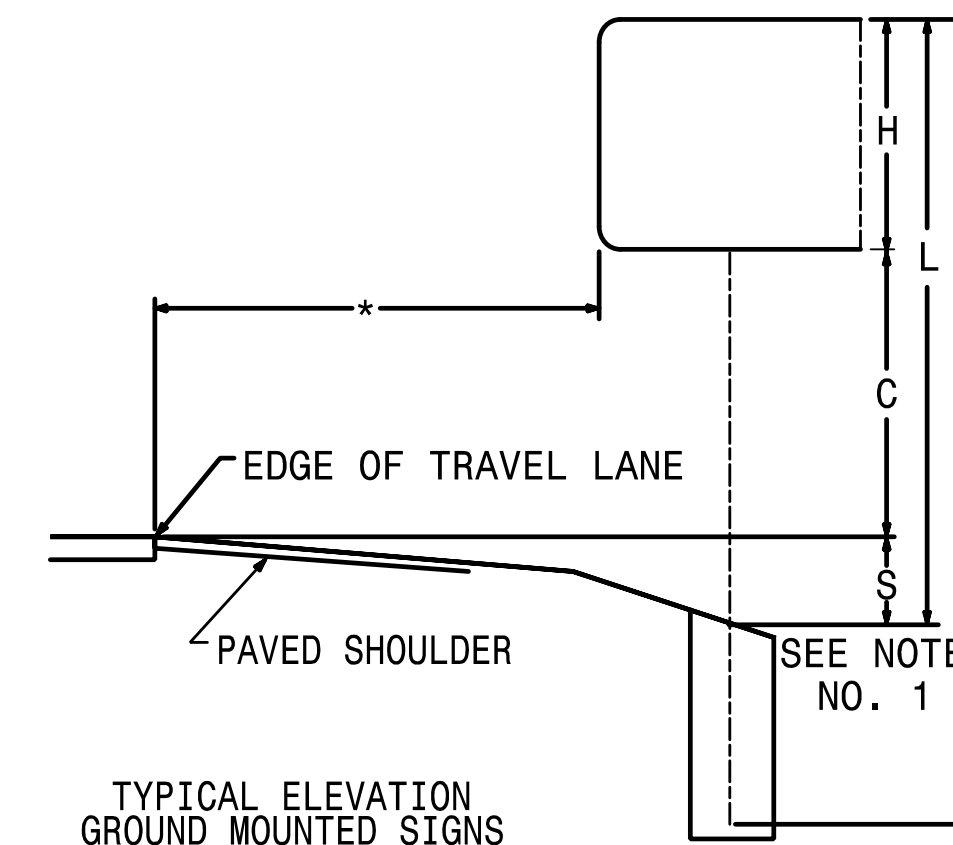
Version: 3.0 Posted: 9/14/2016

NUMBER	TYPE	SIGN SIZE (in.)			ROADWAY STATION	NUMBER OF SUPPORTS	BEAM SECTION	SUPPORT TYPE BA or S	OMNI COUPLER	ATTACHMENT METHOD	MOUNTING METHOD	HORIZONTAL CLEARANCE (ft.)	SUPPORT SPACING	LENGTH (ft)			LEFT SUPPORT (ft)			CENTER SUPPORT (ft)			RIGHT SUPPORT (ft)			SUPPORT WEIGHTS		FOOTINGS				FIELD VERIFIED SEE NOTE 2 (mm/dd/yy)
		w	x	h										SNS HT	MTG HT	EMBED- MENT	S	L	LENGTH	S	L	LENGTH	S	L	LENGTH	B/A (lbs.)	SIMPLE (lbs.)	DIAMETER (ft.)	DEPTH (ft.)	REINFORCED (c.y.)	PLAIN (c.y.)	
		"H"	"C"																													
101	A	144	x	156	-L- 19+50	2	W8x18	BA	N/A	N/A	N/A	18.00	7.5 NON-STD. SPACING	13.00	7.00	4.0	0.10	20.10	24.10	0.00	0.00	0.00	2.60	22.60	26.60	1052.60	0	2.0	4.5	1.05	0.00	_____
102	A	84	x	66	-Y1- 48+40	2	S3x5.7	BA	N/A	N/A	N/A	13.50	4.10	5.50	7.22	2.5	-0.18	12.54	15.04	0.00	0.00	0.00	-0.22	12.50	15.00	207.23	0	1.0	3	0.00	0.17	_____
103	A	186	x	120	-Y1- 46+85 LT	2	W6x16	BA	N/A	N/A	N/A	18.00	9.08	10.00	7.00	4.5	0.86	17.86	22.36	0.00	0.00	0.00	0.88	17.88	22.38	809.84	0	1.5	5	0.65	0.00	_____
104	A	162	x	150	-L- 187+00	2	W10x22	BA	N/A	N/A	N/A	30.00	7.91	12.50	7.00	4.0	6.08	25.58	29.58	0.00	0.00	0.00	6.08	25.58	29.58	1539.52	0	2.5	4.5	1.64	0.00	_____
105A	B	114	x	30	-Y8- 12+00	2	W10x26	BA	N/A	1-R N/A	N/A N/A	30.00	7.62	12.50	7.00	4.5	5.03	24.53	29.03	0.00	0.00	0.00	5.61	25.11	29.61	1804.64	0	2.5	5	1.82	0.00	_____
105B	A	156	x	150																												
106A	B	114	x	30	-Y8- 38+50	2	W10x26	BA	N/A	1-R N/A	N/A N/A	30.00	7.62	12.50	7.00	4.5	5.33	24.83	29.33	0.00	0.00	0.00	6.45	25.95	30.45	1834.28	0	2.5	5	1.82	0.00	_____
106B	A	156	x	150																												
107	A	228	x	66	-Y8- 47+50	3	W6x12	BA	N/A	N/A	N/A	30.00	6.75	5.50	7.00	3.5	4.11	16.61	20.11	4.02	16.52	20.02	3.99	16.49	19.99	838.44	0	1.5	4	0.79	0.00	_____
108A	A	188	x	30	-Y8- 38+50 LT	2	W12x26	BA	N/A	1-R N/A	N/A N/A	30.00	8.79	12.50	7.00	5.0	6.60	26.10	31.10	0.00	0.00	0.00	6.62	26.12	31.12	1969.72	0	2.5	5.5	2.00	0.00	_____
108B	A	180	x	150																												
109A	B	114	x	30	-Y8- 61+00	2	W14x30	BA	N/A	1-R N/A	N/A N/A	30.00	7.62	13.50	7.00	4.5	6.40	26.90	31.40	0.00	0.00	0.00	8.81	29.31	33.81	2366.30	0	3.0	5	2.62	0.00	_____
109B	A	156	x	162																												
110	A	228	x	66	-Y8- 123+50 LT	3	W6x12	BA	N/A	N/A	N/A	30.00	6.75	5.50	7.00	3.5	5.26	17.76	21.26	6.12	18.62	22.12	6.20	18.70	22.20	903.96	0	1.5	4	0.79	0.00	_____
111A	B	114	x	30	-Y8- 115+00 LT	2	W10x26	BA	N/A	1-R N/A	N/A N/A	30.00	7.62	12.50	7.00	4.5	5.57	25.07	29.57	0.00	0.00	0.00	7.39	26.89	31.39	1864.96	0	2.5	5	1.82	0.00	_____
111B	A	156	x	150																												
112A	B	114	x	30	-Y8- 141+00 LT	2	W10x22	BA	N/A	1-R N/A	N/A N/A	30.00	7.62	12.50	7.00	4.5	4.17	23.67	28.17	0.00	0.00	0.00	4.86	24.36	28.86	1492.66	0	2.5	5	1.82	0.00	_____
112B	A	156	x	150																												
201A	A	72	x	60	-Y1- 49+60 LT +/-	2	S3x5.7	BA	N/A	N/A N/A	N/A II	Δ	3.52	7.00	7.00	3.0	0.50	14.50	17.50	0.00	0.00	0.00	0.50	14.50	17.50	235.50	0	1.0	3.5	0.00	0.20	_____
201B	B	72	x	24																												
202A	A	72	x	60	-Y1- 41+77 LT +/-	2	S3x5.7	BA	N/A	N/A N/A	N/A II	Δ	3.52	7.00	7.00	3.0	0.50	14.50	17.50	0.00	0.00	0.00	0.50	14.50	17.50	235.50	0	1.0	3.5	0.00	0.20	_____
202B	B	72	x	24																												
203	A	72	x	60	-L- 51+36 LT +/-	2	S3x5.7	BA	N/A	N/A	N/A	Δ	3.809 NON-STD. SPACING	5.00	7.00	2.5	0.50	12.50	15.00	0.00	0.00	0.00	0.50	12.50	15.00	207.00	0	1.0	3	0.00	0.17	_____
204	A	72	x	60	-Y8RPDB- 27+43 +/-	2	S3x5.7	BA	N/A	N/A	N/A	Δ	3.52	5.00	7.00	2.5	0.50	12.50	15.00	0.00	0.00	0.00	0.50	12.50	15.00	207.00	0	1.0	3	0.00	0.17	_____
205A	A	78	x	60	-Y8- 87+17 LT +/-	2	S4x7.7	BA	N/A	N/A N/A	N/A II	Δ	3.81	7.00	7.00	3.0	0.50	14.50	17.50	0.00	0.00	0.00	0.50	14.50	17.50	309.50	0	1.0	3.5	0.00	0.20	_____
205B	B	78	x	24																												
206	A	78	x	60	-Y8- 69+40 +/-	2	S3x5.7	BA	N/A	N/A	N/A	Δ	3.81	5.00	7.00	2.5	0.50	12.50	15.00	0.00	0.00	0.00	0.50	12.50	15.00	207.00	0	1.0	3	0.00	0.17	_____

18085.65 0.00 16.80 1.31
 USE: 18086.00 0.00 17.00 2.00


NOTES:

- DIMENSION "S" REPRESENTS AN INCREASE (+), OR A DECREASE (-) IN POLE LENGTH, RELATIVE TO THE ELEVATION OF THE EDGE OF PAVEMENT.
- FIELD VERIFICATIONS SHALL BE REQUIRED FOR ALL SUPPORTS, SEE (*) ARTICLE 903-3. FABRICATORS SHALL BE AISC CERTIFIED IN CATEGORY 1, SEE (*) ARTICLE 1072-1. (*) = N.C.D.O.T. STANDARD SPECIFICATIONS FOR ROADS AND STRUCTURES
- PLAN LOCATIONS FOR EXISTING UTILITIES ARE BASED ON THE BEST AVAILABLE INFORMATION AND, THEREFORE MAY NOT BE PRECISELY ACCURATE. THEREFORE, IT IS INCUMBENT UPON THE CONTRACTOR TO DETERMINE THE EXACT LOCATION OF UTILITIES BEFORE BEGINNING WORK IN A LOCATION.



TYPE 'A' AND TYPE 'B' GROUND MOUNTED SIGNS

HNTB HNTB NORTH CAROLINA, P.C.
 343 E. Six Forks Road, Suite 200
 Raleigh, North Carolina 27609
 NC License No: C-1554
 (919) 546-8997

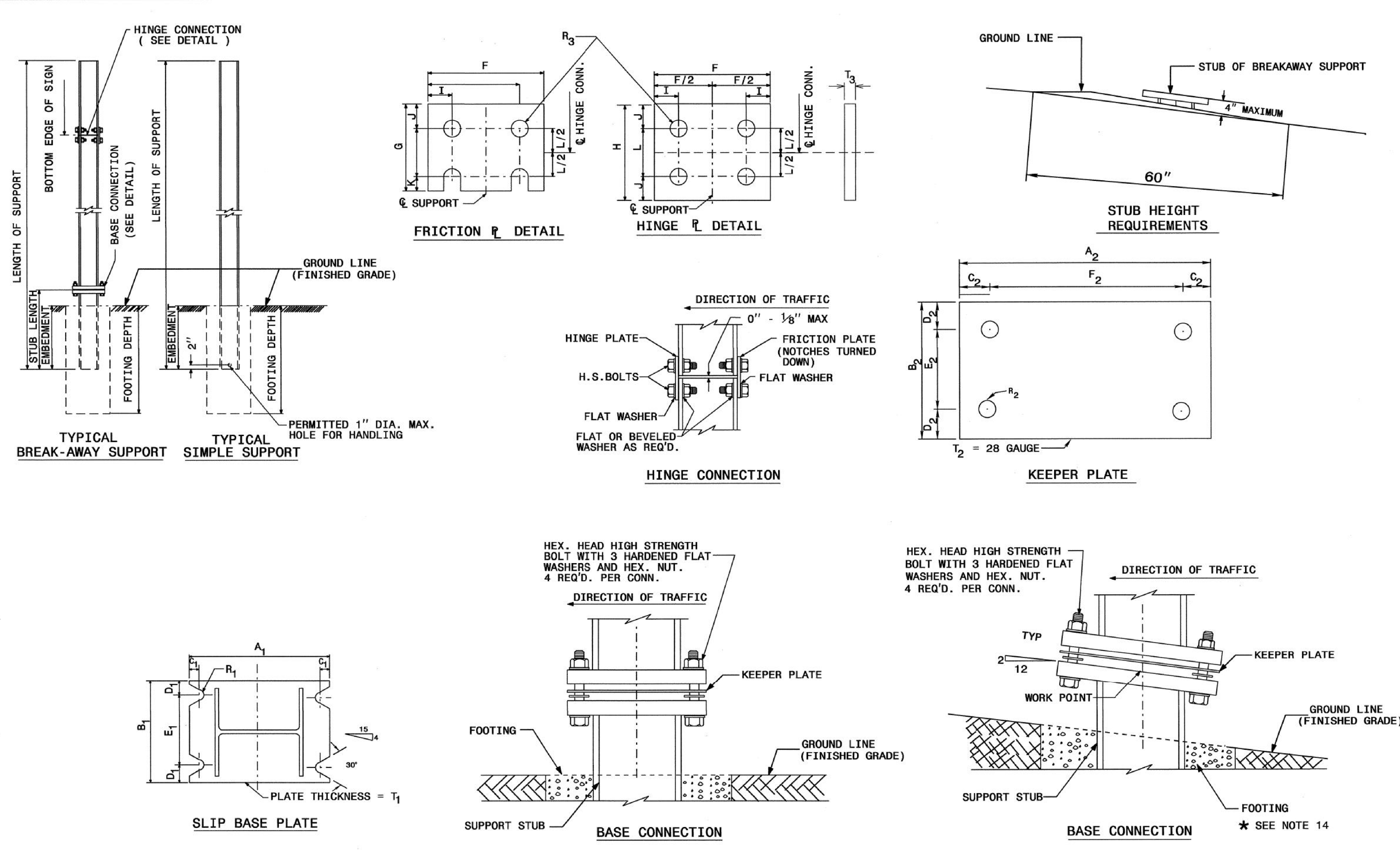
TIP NO. U-4751	SHEET NO. SIGN-2
APPROVED: <i>Charles A. Johnson, III</i> <small>DESIGNED BY: Charles A. Johnson, III 08/15/2017 08:41:54 AM</small>	
DATE: 7/6/2017	
SEAL 	
DOCUMENT NOT CONSIDERED FINAL UNLESS ALL SIGNATURES COMPLETED	

26-JUL-2013 09:37 S:\3800\Standards and Drawings\Drawings\2012 Standard Dwg\Division 9 Fina\090310_sgn_sh01.dgn support1_RevISED_7-3-13.dgn
Stokes AT 126589

STATE OF NORTH CAROLINA
DEPT. OF TRANSPORTATION
DIVISION OF HIGHWAYS
RALEIGH, N.C.

ENGLISH STANDARD DRAWING FOR
GROUND MOUNTED SIGN SUPPORTS

SHEET 1 OF 3
903D10



SEE SHEET 2 OF 3 FOR
BASE CONNECTION DATA
HINGE CONNECTION DATA
& FOUNDATION DATA.
SEE SHEET 3 OF 3 FOR
GENERAL NOTES.

STATE OF NORTH CAROLINA
DEPT. OF TRANSPORTATION
DIVISION OF HIGHWAYS
RALEIGH, N.C.

ENGLISH STANDARD DRAWING FOR
GROUND MOUNTED SIGN SUPPORTS

SHEET 1 OF 3
903D10

TIP NO. SHEET NO.

APPROVED: *[Signature]*
DATE: 7/26/13

SEAL

TIP NO. SHEET NO.
U-4751 SIGN-2A


APPROVED: *[Signature]*
DATE: 7/6/2017


SEAL

DOCUMENT NOT CONSIDERED FINAL
UNLESS ALL SIGNATURES COMPLETED

**REVISED SIGNING
ROADWAY STANDARD DRAWING**

**REVISED SIGNING
ROADWAY STANDARD DRAWING**

TIP NO. U-4751	SHEET NO. SIGN-2B
APPROVED: <i>Charles A. Johnson, III</i>	
DATE: 7/6/2017	
SEAL	
	
DOCUMENT NOT CONSIDERED FINAL UNLESS ALL SIGNATURES COMPLETED	

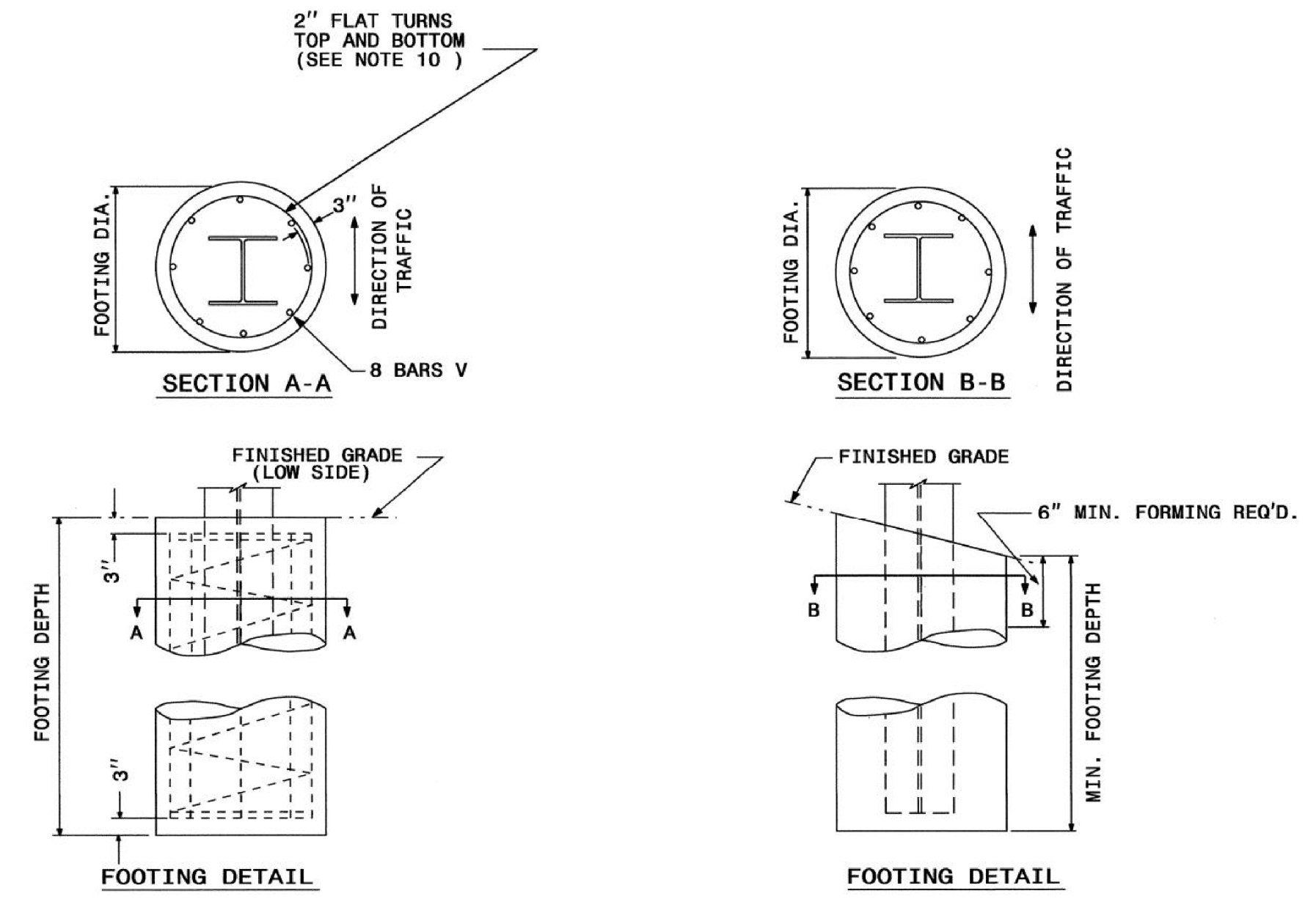
TIP NO.	SHEET NO.
APPROVED: <i>R. King</i>	
DATE: 7/26/13	
	

STATE OF NORTH CAROLINA
DEPT. OF TRANSPORTATION
DIVISION OF HIGHWAYS
RALEIGH, N.C.

ENGLISH DETAIL DRAWING FOR
GROUND MOUNTED SIGN SUPPORTS

SHEET 2 OF 3
903D10

BEAM SHAPE	BOLT SIZE	SLIP BASE PLATE DATA							KEEPER PLATE DATA							HINGE CONNECTION DATA										BREAK AWAY SUPPORT WEIGHT CONSTANT LBS.
		A ₁	B ₁	C ₁	D ₁	E ₁	T ₁	R ₁	A ₂	B ₂	C ₂	D ₂	E ₂	R ₂	T ₂	BOLT SIZE	F	G	H	I	J	K	L	R ₃	T ₃	
S3X5.7	1/2"DIA.X 3/4"	7"	4"	1"	3/4"	2 1/2"	1"	3/32"	7"	4"	1"	3/4"	2 1/2"	3/32"	28 GAUGE	1/2"DIA.X1 3/4"	2 1/4"	3 1/2"	4"	1 1/2"	1"	1 1/2"	2"	3/32"	3/8"	18
S4X7.7	1/2"DIA.X 3/4"	8"	4"	1"	3/4"	2 1/2"	1"	3/32"	8"	4"	1"	3/4"	2 1/2"	3/32"	28 GAUGE	1/2"DIA.X1 3/4"	2 5/8"	3 1/2"	4"	1 1/2"	1"	1 1/2"	2"	3/32"	3/8"	20
W6X9	1/2"DIA.X 3/4"	10"	5"	1"	3/4"	3 1/2"	1"	3/32"	10"	5"	1"	3/4"	3 1/2"	3/32"	28 GAUGE	1/2"DIA.X1 3/4"	4"	3 1/2"	4"	3/4"	1"	1 1/2"	2"	3/32"	3/8"	32
W6X12	5/8"DIA.X 4"	11"	5"	1 1/4"	7/8"	3 1/4"	1 1/4"	1 1/32"	11"	5"	1 1/4"	7/8"	3 1/4"	1 1/32"	28 GAUGE	5/8"DIA.X 2"	4"	4"	4 1/2"	3/4"	1 1/8"	5/8"	2 1/4"	1 1/32"	3/8"	39
W6X16	5/8"DIA.X 4 1/2"	12"	6"	1 1/4"	7/8"	4 1/4"	1 1/2"	1 1/32"	12"	6"	1 1/4"	7/8"	4 1/4"	1 1/32"	28 GAUGE	5/8"DIA.X2 1/4"	4"	4"	4 1/2"	3/4"	1 1/8"	5/8"	2 1/4"	1 1/32"	1/2"	47
W8X18	5/8"DIA.X 4 1/2"	13 1/2"	6 1/2"	1 1/4"	7/8"	4 3/4"	1 1/2"	1 1/32"	13 1/2"	6 1/2"	1 1/4"	7/8"	4 3/4"	1 1/32"	28 GAUGE	5/8"DIA.X2 1/4"	5 1/4"	4"	4 1/2"	1"	1 1/8"	5/8"	2 1/4"	1 1/32"	1/2"	70
W8X21	3/4"DIA.X 4 1/2"	14"	7"	1 1/2"	1"	5"	1 1/2"	1 3/32"	14"	7"	1 1/2"	1"	5"	1 3/32"	28 GAUGE	3/4"DIA.X2 1/2"	5 1/4"	6"	7"	1"	1 3/4"	3/4"	3 1/2"	1 3/32"	1/2"	73
W10X22	3/4"DIA.X 4 1/2"	16"	8"	1 1/2"	1"	6"	1 1/2"	1 3/32"	16"	8"	1 1/2"	1"	6"	1 3/32"	28 GAUGE	3/4"DIA.X2 1/2"	5 3/4"	6"	7"	1"	1 3/4"	3/4"	3 1/2"	1 3/32"	1/2"	119
W10X26	3/4"DIA.X 5 1/2"	16 1/2"	8"	1 1/2"	1"	6"	1 3/4"	1 3/32"	16 1/2"	8"	1 1/2"	1"	6"	1 3/32"	28 GAUGE	3/4"DIA.X2 3/4"	5 3/4"	6"	7"	1"	1 3/4"	3/4"	3 1/2"	1 3/32"	5/8"	140
W12X26	3/4"DIA.X 5 1/2"	18 1/2"	9"	1 1/2"	1"	7"	1 3/4"	1 3/32"	18 1/2"	9"	1 1/2"	1"	7"	1 3/32"	28 GAUGE	3/4"DIA.X2 3/4"	6 1/2"	6"	7"	1"	1 3/4"	3/4"	3 1/2"	1 3/32"	5/8"	176
W14X30	1"DIA.X 6"	22"	9"	2"	1 1/2"	6"	2"	1 7/32"	22"	9"	2"	1 1/2"	6"	1 7/32"	28 GAUGE	1"DIA.X 3"	6 3/4"	7"	8"	1 1/4"	2"	1"	4"	1 7/32"	5/8"	205
W16X31	1"DIA.X 6"	24"	9"	2"	1 1/2"	6"	2"	1 7/32"	24"	9"	2"	1 1/2"	6"	1 7/32"	28 GAUGE	1"DIA.X 3"	5 1/2"	7"	8"	1 1/4"	2"	1"	4"	1 7/32"	3/4"	223
W18X35	1"DIA.X 6"	25"	9"	2"	1 1/2"	6"	2"	1 7/32"	25"	9"	2"	1 1/2"	6"	1 7/32"	28 GAUGE	1"DIA.X 3"	6"	7"	8"	1 1/4"	2"	1"	4"	1 7/32"	3/4"	243
W18X40	1"DIA.X 6 1/2"	26"	9"	2"	1 1/2"	6"	2 1/4"	1 7/32"	26"	9"	2"	1 1/2"	6"	1 7/32"	28 GAUGE	1"DIA.X3 1/2"	6"	7"	8"	1 1/4"	2"	1"	4"	1 7/32"	7/8"	278
W21X44	1"DIA.X 7"	29"	9"	2"	1 1/2"	6"	2 1/2"	1 7/32"	29"	9"	2"	1 1/2"	6"	1 7/32"	28 GAUGE	1"DIA.X3 1/2"	6 1/2"	7"	8"	1 1/4"	2"	1"	4"	1 7/32"	7/8"	310



FOUNDATION DATA *		
FOOTING DIAMETER	REINFORCEMENT	SPIRAL BAR
1'-6"	8 # 6 BARS	#3 BAR, 6" PITCH
2'	8 # 7 BARS	#3 BAR, 6" PITCH
2'-6"	8 # 9 BARS	#3 BAR, 6" PITCH
3'	8 # 11 BARS	#3 BAR, 6" PITCH
3'-6"	8 # 12 BARS	#3 BAR, 6" PITCH
4'	8 # 14 BARS	#3 BAR, 6" PITCH

* FOUNDATION DIMENSIONS ARE SHOWN IN PLANS

STATE OF NORTH CAROLINA
DEPT. OF TRANSPORTATION
DIVISION OF HIGHWAYS
RALEIGH, N.C.


ENGLISH DETAIL DRAWING FOR
GROUND MOUNTED SIGN SUPPORTS

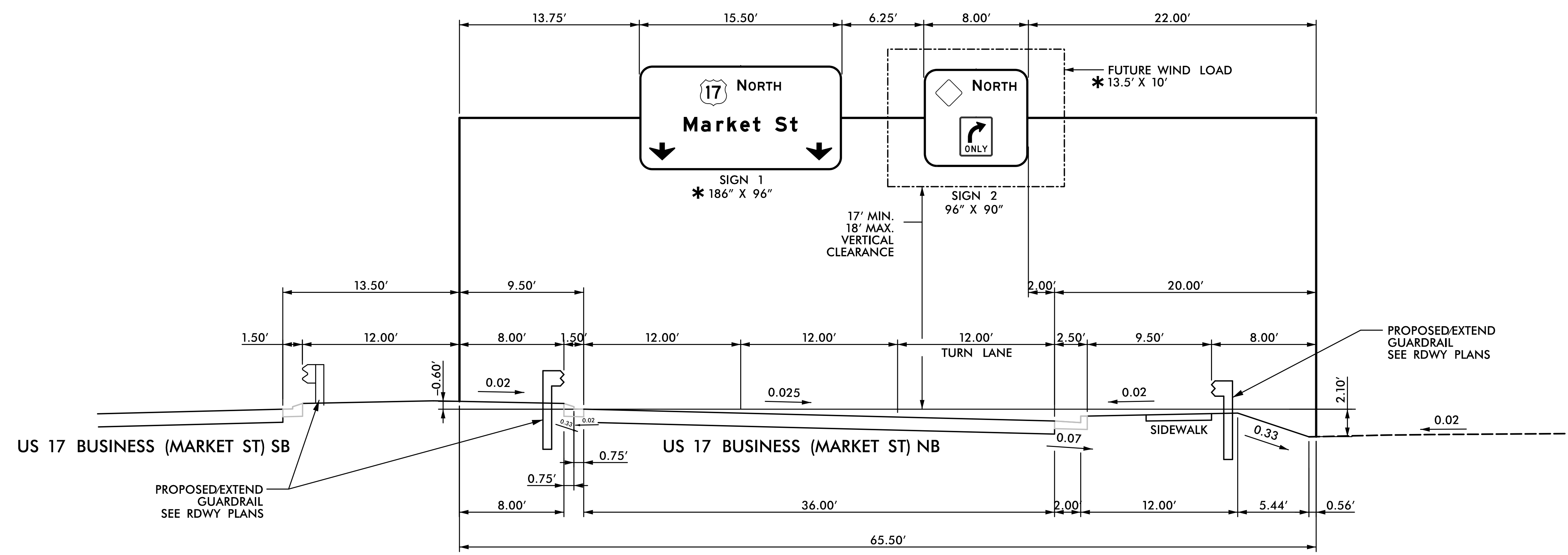
SHEET 2 OF 3
903D10

**REVISED SIGNING
ROADWAY STANDARD DRAWING**

**REVISED SIGNING
ROADWAY STANDARD DRAWING**

26-JUL-2013 09:50
S:\3\DUAS\standards_group\NEW Standards and Drawings\Drawings\2012 Standard Dwg\0903D10_sgn_dht02.gm support-1-7-3-13.dgn
REVISED AT 11223013

TIP NO. U-4751	SHEET NO. SIGN-3
APPROVED: <i>Charles A. Johnson, III</i>	
DATE: 7/6/2017	
SEAL	
	
DOCUMENT NOT CONSIDERED FINAL UNLESS ALL SIGNATURES COMPLETED	




NOTES:

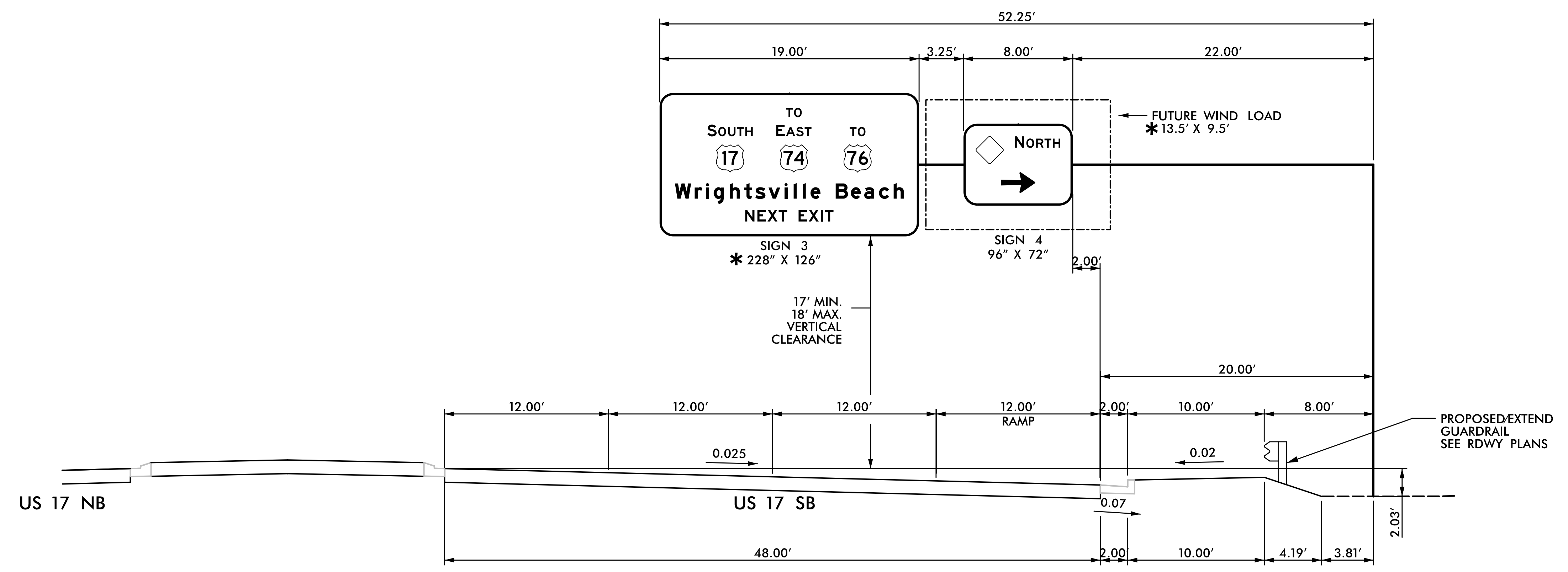
- IF THE CONTRACTOR BIDS ALUMINUM SIGN STRUCTURE, EACH SHALL BE PROVIDED WITH AN APPROVED HIGHWAY TRUSS DAMPER DEVICE IN ACCORDANCE WITH AASHTO SPECIFICATIONS.
- MOUNT SIGNS VERTICALLY CENTERED ON HORIZONTAL MEMBER OF STRUCTURE.
- FIELD VERIFICATION SHALL BE REQUIRED FOR ALL FOOTING ELEVATIONS, PER THE LATEST NCDOT STANDARD SPECIFICATIONS FOR ROADS AND STRUCTURES. PROVIDE FIELD VERIFICATION TO THE SIGNING SECTION.
- THE TOP OF THE FOOTING SHALL EXTEND AT LEAST 4 INCHES AND NOT MORE THAN 24 INCHES ABOVE THE HIGHEST POINT OF THE GROUND SURFACE AT THE FOOTING.
- SIGN HANGERS AND ATTACHMENT HARDWARE SHALL BE PROVIDED AND INSTALLED ON THE ASSEMBLY TO ACCOMMODATE ALL SIGNS SHOWN IN THIS PLAN SHEET.
- DESIGN AND CONSTRUCTION REQUIREMENTS FOR SIGN STRUCTURES SHALL ACCOMMODATE WIND VELOCITY OF 130 M.P.H.

*THESE DIMENSIONS SHALL BE USED FOR WIND LOAD AND DEAD LOAD COMPUTATIONS IN DESIGN OF STRUCTURE AND FOOTINGS. DESIGN AND CONSTRUCTION REQUIREMENTS FOR SIGN STRUCTURES SHALL ACCOMMODATE WIND VELOCITY OF 130 M.P.H.

HNTB HNTB NORTH CAROLINA, P.C.
343 E. Six Forks Road, Suite 200
Raleigh, North Carolina 27609
NC License No: C-1554
(919)546-8997

OVERHEAD SIGN STRUCTURE 'A'
-Y1- STA. 42+50

TIP NO. U-4751	SHEET NO. SIGN-3A
APPROVED: <i>Charles A. Johnson, III</i>	
DATE: 7/6/2017	
	
DOCUMENT NOT CONSIDERED FINAL UNLESS ALL SIGNATURES COMPLETED	




NOTES:

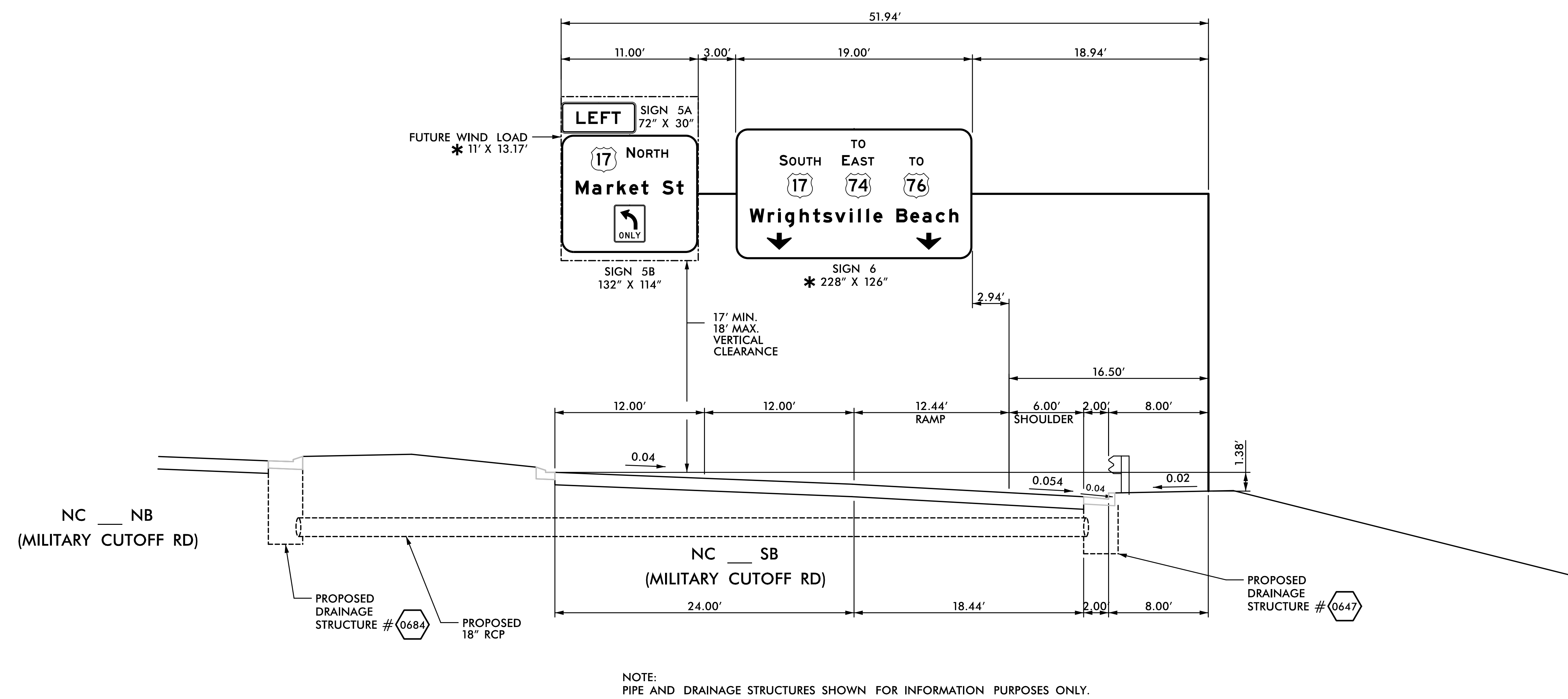
- IF THE CONTRACTOR BIDS ALUMINUM SIGN STRUCTURE, EACH SHALL BE PROVIDED WITH AN APPROVED HIGHWAY TRUSS DAMPER DEVICE IN ACCORDANCE WITH AASHTO SPECIFICATIONS.
- MOUNT SIGNS VERTICALLY CENTERED ON HORIZONTAL MEMBER OF STRUCTURE.
- FIELD VERIFICATION SHALL BE REQUIRED FOR ALL FOOTING ELEVATIONS, PER THE LATEST NCDOT STANDARD SPECIFICATIONS FOR ROADS AND STRUCTURES. PROVIDE FIELD VERIFICATION TO THE SIGNING SECTION.
- THE TOP OF THE FOOTING SHALL EXTEND AT LEAST 4 INCHES AND NOT MORE THAN 24 INCHES ABOVE THE HIGHEST POINT OF THE GROUND SURFACE AT THE FOOTING.
- SIGN HANGERS AND ATTACHMENT HARDWARE SHALL BE PROVIDED AND INSTALLED ON THE ASSEMBLY TO ACCOMMODATE ALL SIGNS SHOWN IN THIS PLAN SHEET.
- DESIGN AND CONSTRUCTION REQUIREMENTS FOR SIGN STRUCTURES SHALL ACCOMMODATE WIND VELOCITY OF 130 M.P.H.

*THESE DIMENSIONS SHALL BE USED FOR WIND LOAD AND DEAD LOAD COMPUTATIONS IN DESIGN OF STRUCTURE AND FOOTINGS. DESIGN AND CONSTRUCTION REQUIREMENTS FOR SIGN STRUCTURES SHALL ACCOMMODATE WIND VELOCITY OF 130 M.P.H.

HNTB HNTB NORTH CAROLINA, P.C.
343 E. Six Forks Road, Suite 200
Raleigh, North Carolina 27609
NC License No: C-1554
(919) 546-8997

OVERHEAD SIGN STRUCTURE 'B'
-Y1- STA. 50+50 LT

TIP NO. U-4751	SHEET NO. SIGN-3B
APPROVED: <i>Charles A. Johnson, III</i>	
DATE: 7/6/2017	
	
DOCUMENT NOT CONSIDERED FINAL UNLESS ALL SIGNATURES COMPLETED	



NOTE:
PIPE AND DRAINAGE STRUCTURES SHOWN FOR INFORMATION PURPOSES ONLY.


NOTES:

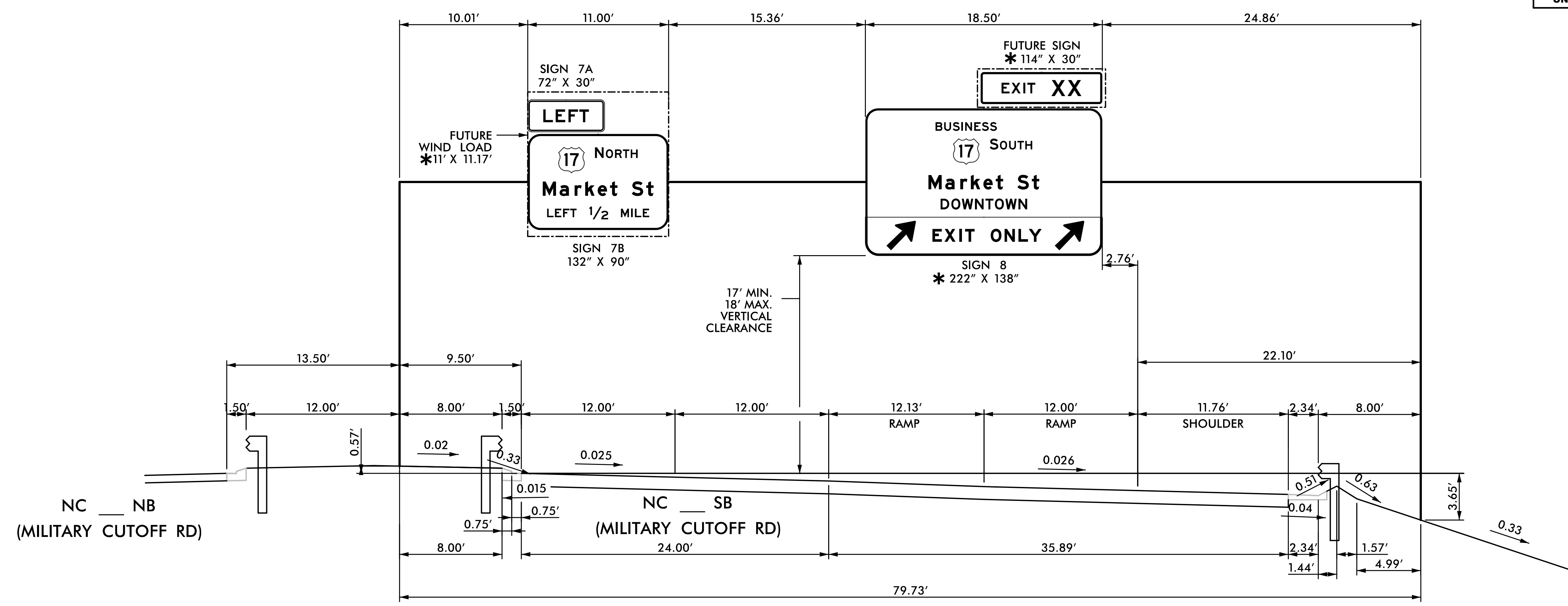
- IF THE CONTRACTOR BIDS ALUMINUM SIGN STRUCTURE, EACH SHALL BE PROVIDED WITH AN APPROVED HIGHWAY TRUSS DAMPER DEVICE IN ACCORDANCE WITH AASHTO SPECIFICATIONS.
- MOUNT SIGNS VERTICALLY CENTERED ON HORIZONTAL MEMBER OF STRUCTURE.
- FIELD VERIFICATION SHALL BE REQUIRED FOR ALL FOOTING ELEVATIONS, PER THE LATEST NCDOT STANDARD SPECIFICATIONS FOR ROADS AND STRUCTURES. PROVIDE FIELD VERIFICATION TO THE SIGNING SECTION.
- THE TOP OF THE FOOTING SHALL EXTEND AT LEAST 4 INCHES AND NOT MORE THAN 24 INCHES ABOVE THE HIGHEST POINT OF THE GROUND SURFACE AT THE FOOTING.
- SIGN HANGERS AND ATTACHMENT HARDWARE SHALL BE PROVIDED AND INSTALLED ON THE ASSEMBLY TO ACCOMMODATE ALL SIGNS SHOWN IN THIS PLAN SHEET.
- DESIGN AND CONSTRUCTION REQUIREMENTS FOR SIGN STRUCTURES SHALL ACCOMMODATE WIND VELOCITY OF 130 M.P.H.

*THESE DIMENSIONS SHALL BE USED FOR WIND LOAD AND DEAD LOAD COMPUTATIONS IN DESIGN OF STRUCTURE AND FOOTINGS. DESIGN AND CONSTRUCTION REQUIREMENTS FOR SIGN STRUCTURES SHALL ACCOMMODATE WIND VELOCITY OF 130 M.P.H.

HNTB HNTB NORTH CAROLINA, P.C.
343 E. Six Forks Road, Suite 200
Raleigh, North Carolina 27609
NC License No: C-1554
(919) 546-8997

**OVERHEAD SIGN STRUCTURE 'C'
-L- STA. 40+50 LT**

TIP NO. U-4751	SHEET NO. SIGN-3C
APPROVED: <i>Charles A. Johnson, III</i>	
DATE: 7/6/2017	
SEAL	
	
DOCUMENT NOT CONSIDERED FINAL UNLESS ALL SIGNATURES COMPLETED	




NOTES:

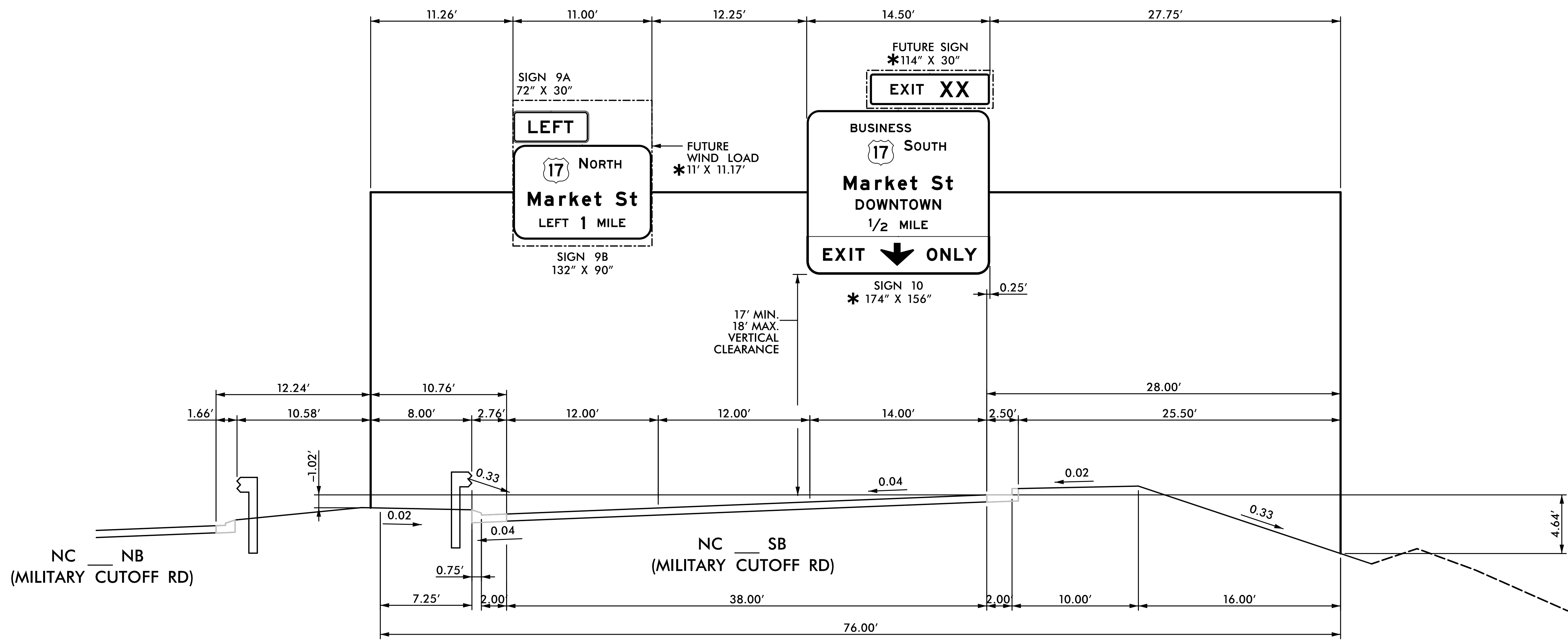
- IF THE CONTRACTOR BIDS ALUMINUM SIGN STRUCTURE, EACH SHALL BE PROVIDED WITH AN APPROVED HIGHWAY TRUSS DAMPER DEVICE IN ACCORDANCE WITH AASHTO SPECIFICATIONS.
- MOUNT SIGNS VERTICALLY CENTERED ON HORIZONTAL MEMBER OF STRUCTURE.
- FIELD VERIFICATION SHALL BE REQUIRED FOR ALL FOOTING ELEVATIONS, PER THE LATEST NCDOT STANDARD SPECIFICATIONS FOR ROADS AND STRUCTURES. PROVIDE FIELD VERIFICATION TO THE SIGNING SECTION.
- THE TOP OF THE FOOTING SHALL EXTEND AT LEAST 4 INCHES AND NOT MORE THAN 24 INCHES ABOVE THE HIGHEST POINT OF THE GROUND SURFACE AT THE FOOTING.
- SIGN HANGERS AND ATTACHMENT HARDWARE SHALL BE PROVIDED AND INSTALLED ON THE ASSEMBLY TO ACCOMMODATE ALL SIGNS SHOWN IN THIS PLAN SHEET.
- DESIGN AND CONSTRUCTION REQUIREMENTS FOR SIGN STRUCTURES SHALL ACCOMMODATE WIND VELOCITY OF 130 M.P.H.

*THESE DIMENSIONS SHALL BE USED FOR WIND LOAD AND DEAD LOAD COMPUTATIONS IN DESIGN OF STRUCTURE AND FOOTINGS. DESIGN AND CONSTRUCTION REQUIREMENTS FOR SIGN STRUCTURES SHALL ACCOMMODATE WIND VELOCITY OF 130 M.P.H.

HNTB HNTB NORTH CAROLINA, P.C.
343 E. Six Forks Road, Suite 200
Raleigh, North Carolina 27609
NC License No: C-1554
(919) 546-8997

OVERHEAD SIGN STRUCTURE 'D'
-L- STA. 55+50 LT

TIP NO. U-4751	SHEET NO. SIGN-3D
APPROVED: <i>Charles A. Johnson, III</i>	
DATE: 7/6/2017	
SEAL	
	
DOCUMENT NOT CONSIDERED FINAL UNLESS ALL SIGNATURES COMPLETED	




NOTES:

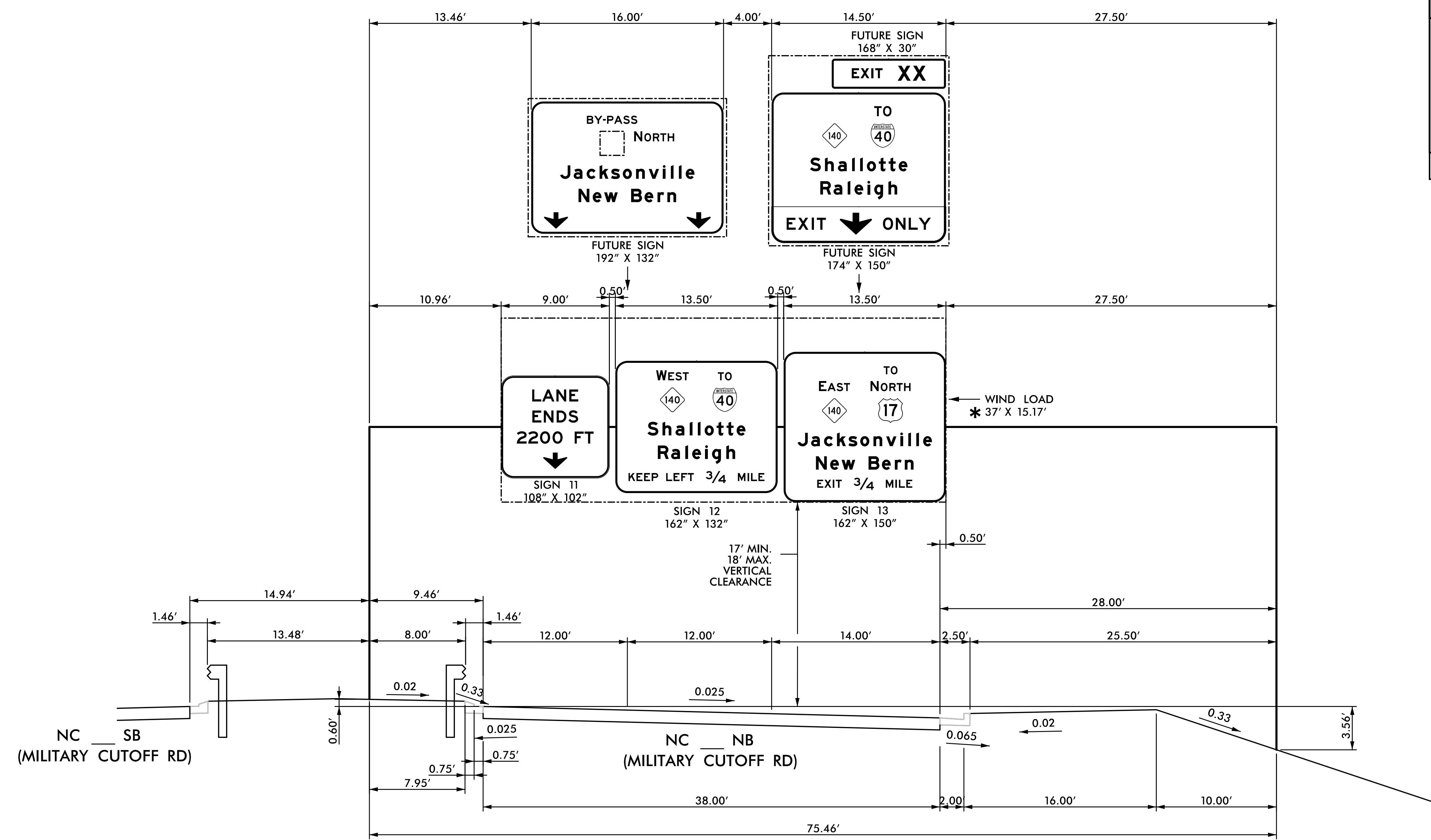
- IF THE CONTRACTOR BIDS ALUMINUM SIGN STRUCTURE, EACH SHALL BE PROVIDED WITH AN APPROVED HIGHWAY TRUSS DAMPER DEVICE IN ACCORDANCE WITH AASHTO SPECIFICATIONS.
- MOUNT SIGNS VERTICALLY CENTERED ON HORIZONTAL MEMBER OF STRUCTURE.
- FIELD VERIFICATION SHALL BE REQUIRED FOR ALL FOOTING ELEVATIONS, PER THE LATEST NCDOT STANDARD SPECIFICATIONS FOR ROADS AND STRUCTURES. PROVIDE FIELD VERIFICATION TO THE SIGNING SECTION.
- THE TOP OF THE FOOTING SHALL EXTEND AT LEAST 4 INCHES AND NOT MORE THAN 24 INCHES ABOVE THE HIGHEST POINT OF THE GROUND SURFACE AT THE FOOTING.
- SIGN HANGERS AND ATTACHMENT HARDWARE SHALL BE PROVIDED AND INSTALLED ON THE ASSEMBLY TO ACCOMMODATE ALL SIGNS SHOWN IN THIS PLAN SHEET.
- DESIGN AND CONSTRUCTION REQUIREMENTS FOR SIGN STRUCTURES SHALL ACCOMMODATE WIND VELOCITY OF 130 M.P.H.

*THESE DIMENSIONS SHALL BE USED FOR WIND LOAD AND DEAD LOAD COMPUTATIONS IN DESIGN OF STRUCTURE AND FOOTINGS. DESIGN AND CONSTRUCTION REQUIREMENTS FOR SIGN STRUCTURES SHALL ACCOMMODATE WIND VELOCITY OF 130 M.P.H.

HNTB HNTB NORTH CAROLINA, P.C.
343 E. Six Forks Road, Suite 200
Raleigh, North Carolina 27609
NC License No: C-1554
(919) 546-8997

OVERHEAD SIGN STRUCTURE 'E'
-L- STA. 82+00 LT

TIP NO. U-4751	SHEET NO. SIGN-3E
APPROVED: <i>Charles A. Johnson, III</i>	
DATE: 7/6/2017	
SEAL	
	
DOCUMENT NOT CONSIDERED FINAL UNLESS ALL SIGNATURES COMPLETED	




NOTES:

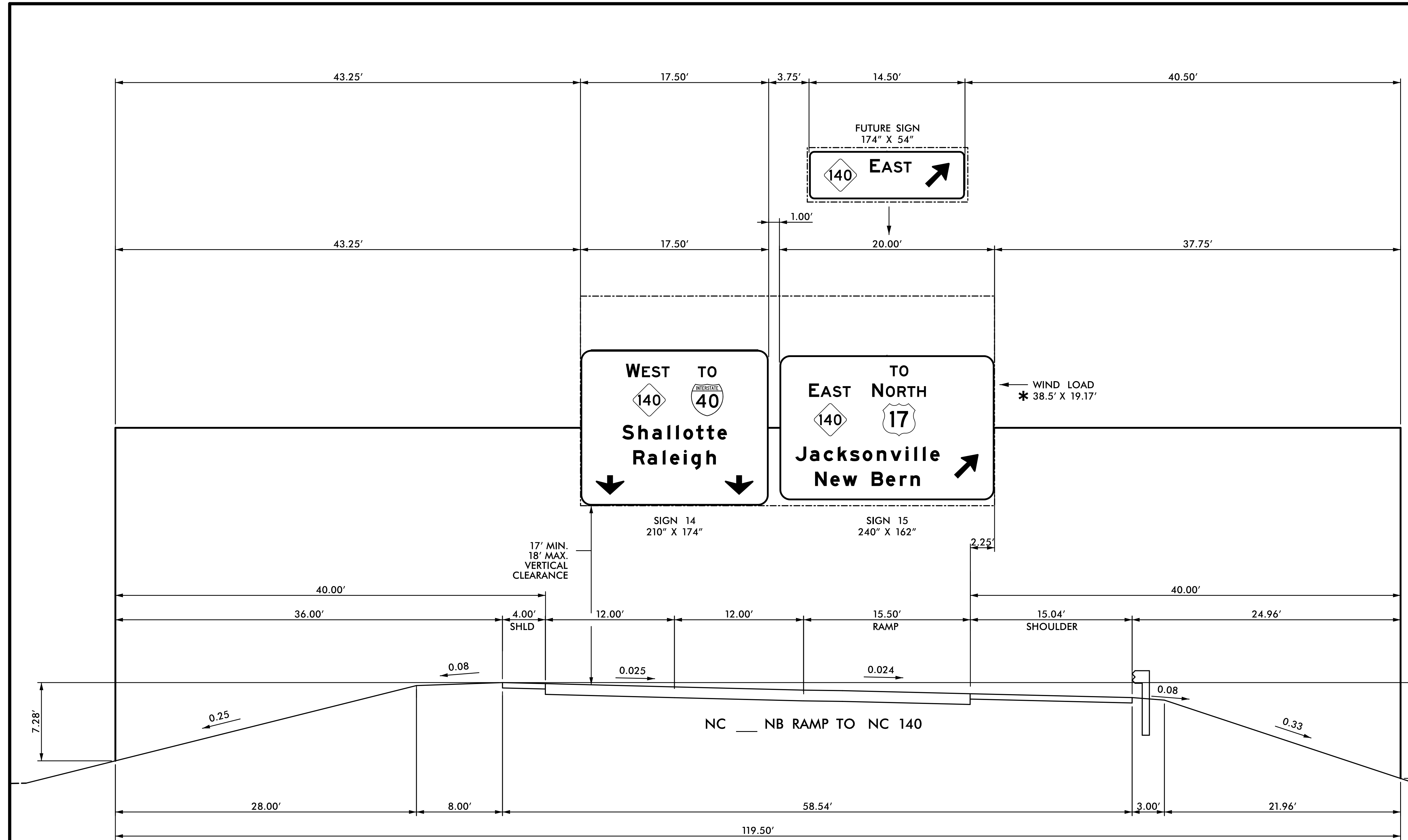
1. IF THE CONTRACTOR BIDS ALUMINUM SIGN STRUCTURE, EACH SHALL BE PROVIDED WITH AN APPROVED HIGHWAY TRUSS DAMPER DEVICE IN ACCORDANCE WITH AASHTO SPECIFICATIONS.
2. MOUNT SIGNS VERTICALLY CENTERED ON HORIZONTAL MEMBER OF STRUCTURE.
3. FIELD VERIFICATION SHALL BE REQUIRED FOR ALL FOOTING ELEVATIONS, PER THE LATEST NCDOT STANDARD SPECIFICATIONS FOR ROADS AND STRUCTURES. PROVIDE FIELD VERIFICATION TO THE SIGNING SECTION.
4. THE TOP OF THE FOOTING SHALL EXTEND AT LEAST 4 INCHES AND NOT MORE THAN 24 INCHES ABOVE THE HIGHEST POINT OF THE GROUND SURFACE AT THE FOOTING.
5. SIGN HANGERS AND ATTACHMENT HARDWARE SHALL BE PROVIDED AND INSTALLED ON THE ASSEMBLY TO ACCOMMODATE ALL SIGNS SHOWN IN THIS PLAN SHEET.
6. DESIGN AND CONSTRUCTION REQUIREMENTS FOR SIGN STRUCTURES SHALL ACCOMMODATE WIND VELOCITY OF 130 M.P.H.

*THESE DIMENSIONS SHALL BE USED FOR WIND LOAD AND DEAD LOAD COMPUTATIONS IN DESIGN OF STRUCTURE AND FOOTINGS. DESIGN AND CONSTRUCTION REQUIREMENTS FOR SIGN STRUCTURES SHALL ACCOMMODATE WIND VELOCITY OF 130 M.P.H.

HNTB HNTB NORTH CAROLINA, P.C.
343 E. Six Forks Road, Suite 200
Raleigh, North Carolina 27609
NC License No: C-1554
(919)546-8997

OVERHEAD SIGN STRUCTURE 'F'
-L- STA. 167+50

TIP NO. U-4751	SHEET NO. SIGN-3F
APPROVED: <i>Charles A. Johnson, III</i>	
DATE: 7/6/2017	
SEAL	
	
DOCUMENT NOT CONSIDERED FINAL UNLESS ALL SIGNATURES COMPLETED	




NOTES:

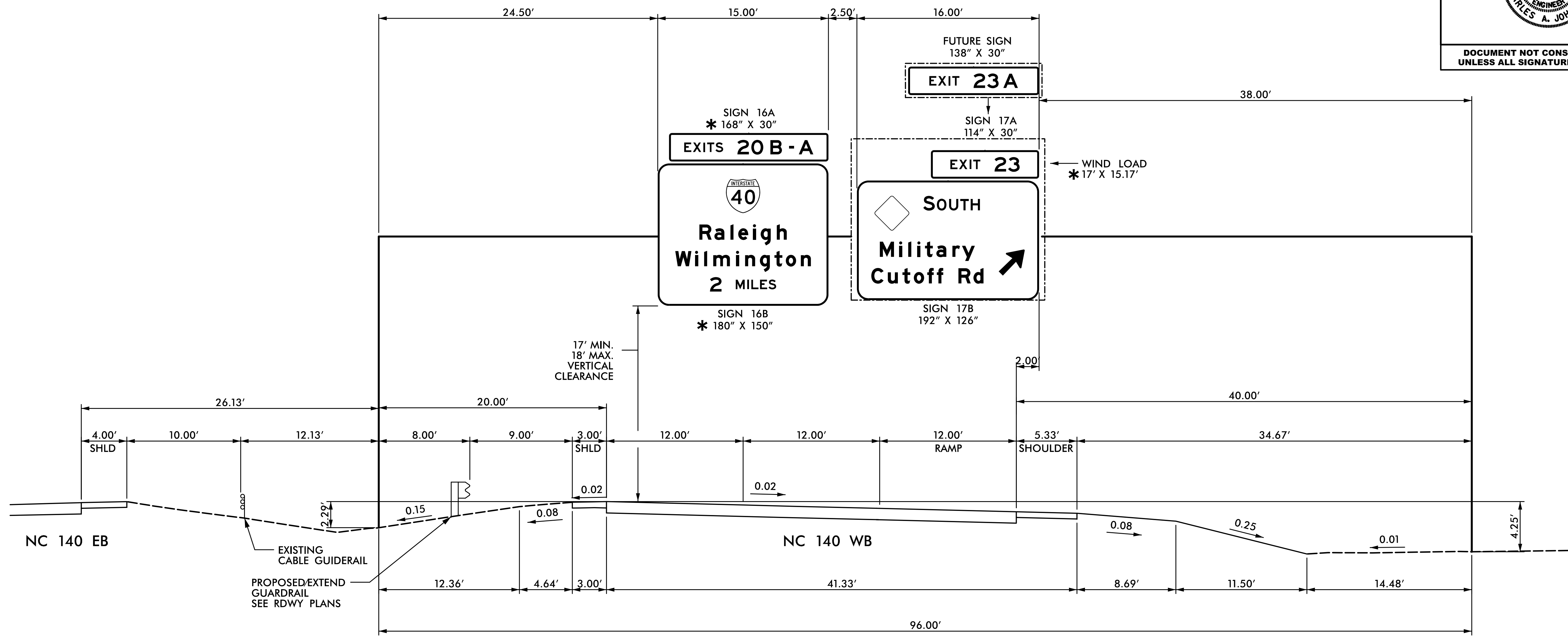
- IF THE CONTRACTOR BIDS ALUMINUM SIGN STRUCTURE, EACH SHALL BE PROVIDED WITH AN APPROVED HIGHWAY TRUSS DAMPER DEVICE IN ACCORDANCE WITH AASHTO SPECIFICATIONS.
- MOUNT SIGNS VERTICALLY CENTERED ON HORIZONTAL MEMBER OF STRUCTURE.
- FIELD VERIFICATION SHALL BE REQUIRED FOR ALL FOOTING ELEVATIONS, PER THE LATEST NCDOT STANDARD SPECIFICATIONS FOR ROADS AND STRUCTURES. PROVIDE FIELD VERIFICATION TO THE SIGNING SECTION.
- THE TOP OF THE FOOTING SHALL EXTEND AT LEAST 4 INCHES AND NOT MORE THAN 24 INCHES ABOVE THE HIGHEST POINT OF THE GROUND SURFACE AT THE FOOTING.
- SIGN HANGERS AND ATTACHMENT HARDWARE SHALL BE PROVIDED AND INSTALLED ON THE ASSEMBLY TO ACCOMMODATE ALL SIGNS SHOWN IN THIS PLAN SHEET.
- DESIGN AND CONSTRUCTION REQUIREMENTS FOR SIGN STRUCTURES SHALL ACCOMMODATE WIND VELOCITY OF 130 M.P.H.

*THESE DIMENSIONS SHALL BE USED FOR WIND LOAD AND DEAD LOAD COMPUTATIONS IN DESIGN OF STRUCTURE AND FOOTINGS. DESIGN AND CONSTRUCTION REQUIREMENTS FOR SIGN STRUCTURES SHALL ACCOMMODATE WIND VELOCITY OF 130 M.P.H.

HNTB HNTB NORTH CAROLINA, P.C.
343 E. Six Forks Road, Suite 200
Raleigh, North Carolina 27609
NC License No: C-1554
(919) 546-8997

**OVERHEAD SIGN STRUCTURE 'G'
-Y8RPDB- STA. 23+50**

TIP NO. U-4751	SHEET NO. SIGN-3G
APPROVED: <i>Charles A. Johnson, III</i>	
DATE: 7/6/2017	
SEAL	
	
DOCUMENT NOT CONSIDERED FINAL UNLESS ALL SIGNATURES COMPLETED	



NOTES:


- IF THE CONTRACTOR BIDS ALUMINUM SIGN STRUCTURE, EACH SHALL BE PROVIDED WITH AN APPROVED HIGHWAY TRUSS DAMPER DEVICE IN ACCORDANCE WITH AASHTO SPECIFICATIONS.
- MOUNT SIGNS VERTICALLY CENTERED ON HORIZONTAL MEMBER OF STRUCTURE.
- FIELD VERIFICATION SHALL BE REQUIRED FOR ALL FOOTING ELEVATIONS, PER THE LATEST NCDOT STANDARD SPECIFICATIONS FOR ROADS AND STRUCTURES. PROVIDE FIELD VERIFICATION TO THE SIGNING SECTION.
- THE TOP OF THE FOOTING SHALL EXTEND AT LEAST 4 INCHES AND NOT MORE THAN 24 INCHES ABOVE THE HIGHEST POINT OF THE GROUND SURFACE AT THE FOOTING.
- SIGN HANGERS AND ATTACHMENT HARDWARE SHALL BE PROVIDED AND INSTALLED ON THE ASSEMBLY TO ACCOMMODATE ALL SIGNS SHOWN IN THIS PLAN SHEET.
- DESIGN AND CONSTRUCTION REQUIREMENTS FOR SIGN STRUCTURES SHALL ACCOMMODATE WIND VELOCITY OF 130 M.P.H.

*THESE DIMENSIONS SHALL BE USED FOR WIND LOAD AND DEAD LOAD COMPUTATIONS IN DESIGN OF STRUCTURE AND FOOTINGS. DESIGN AND CONSTRUCTION REQUIREMENTS FOR SIGN STRUCTURES SHALL ACCOMMODATE WIND VELOCITY OF 130 M.P.H.

HNTB HNTB NORTH CAROLINA, P.C.
343 E. Six Forks Road, Suite 200
Raleigh, North Carolina 27609
NC License No: C-1554
(919)546-8997

**OVERHEAD SIGN STRUCTURE 'H'
-Y8- STA. 93+50 LT**

APPROVED: *Charles A. Johnson, III*
 DATE: 7/6/2017



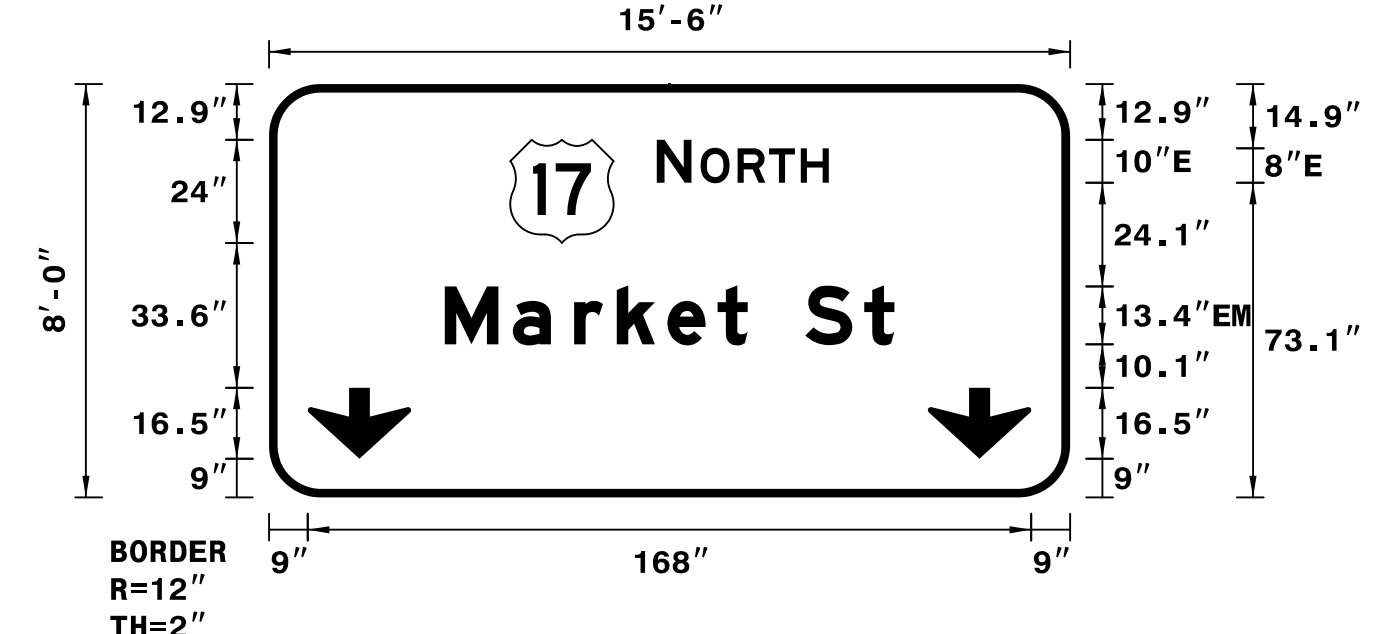
DOCUMENT NOT CONSIDERED FINAL
 UNLESS ALL SIGNATURES COMPLETED

SIGN NUMBER: 1
 TYPE: A (OVHD)
 QUANTITY: 1
 SIGN WIDTH: 15'-6"
 HEIGHT: 8'-0"
 TOTAL AREA: 124.0 Sq.Ft.
 BORDER TYPE: FLUSH
 RECESS: 0"
 WIDTH: 2"
 RADII: 12"
 NO. Z BARS: 3
 LENGTH: 178.0

SYMBOL	X	Y	WID	HT
M1_4	56	59.1	24	24
Type 'C' Arrow	9	9	24	16.5
Type 'C' Arrow	153	9	24	16.5

BACKG COLOR: Green
 COPY COLOR: White
 MAT'L: 0.125" ALUMINUM

DESIGN BY: TRT
 PROJECT ID: U-4751
 CHECKED BY: ADK/CAJ
 DIV: 03
 DATE: March 2017



NOTES:
 1. Legend and border shall be direct applied Grade A reflective sheeting.
 2. Arrows and shields shall be Grade A reflective sheeting on 0.032" aluminum and demountable.
 3. Background shall be Grade C reflective sheeting.

LETTER POSITIONS

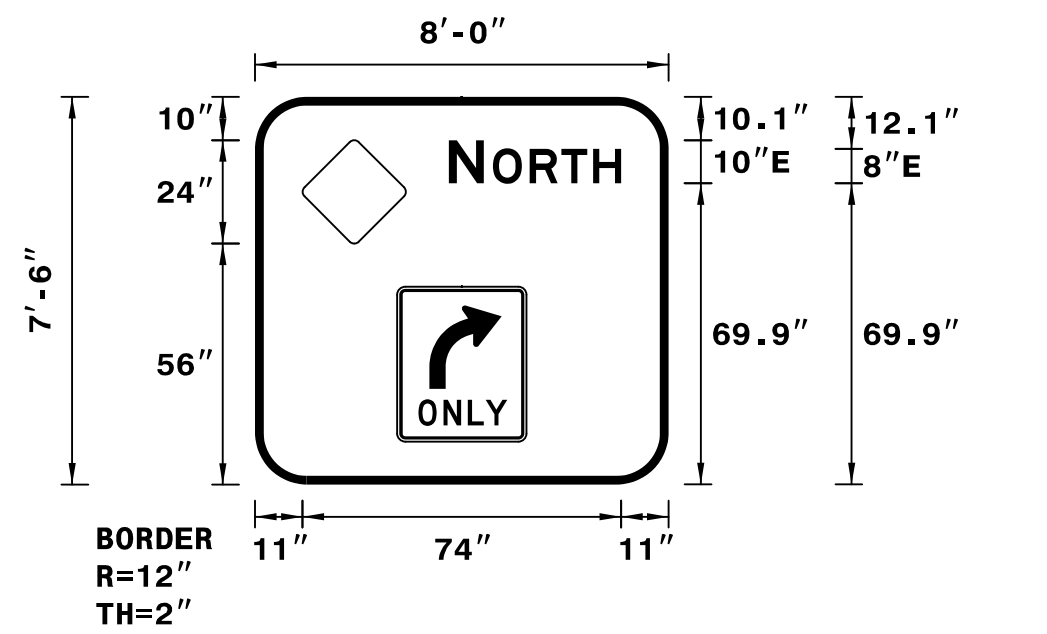
Letter spacings are to start of next letter												Series/Size Text Length
N	O	R	T	H								E 2000
90	8.1	2.1	8.6	7.4	7.4	6.5	56					40
M a r k e t S t												EM 2000
40.8	15.8	14.2	9.9	11.8	11.7	7	13.4	13.7	7	40.8	104.4	

SIGN NUMBER: 2
 TYPE: A (OVHD)
 QUANTITY: 1
 SIGN WIDTH: 8'-0"
 HEIGHT: 7'-6"
 TOTAL AREA: 60.0 Sq.Ft.
 BORDER TYPE: FLUSH
 RECESS: 0"
 WIDTH: 2"
 RADII: 12"
 NO. Z BARS: 3
 LENGTH: 88.0

SYMBOL	X	Y	WID	HT
M1-5-3-24-7C	11	55.9	24	24
R3-5(R)	26	10	30	36

BACKG COLOR: Green
 COPY COLOR: White
 MAT'L: 0.125" ALUMINUM

DESIGN BY: TRT
 PROJECT ID: U-4751
 CHECKED BY: ADK/CAJ
 DIV: 03
 DATE: March 2017



NOTES:
 1. Legend and border shall be direct applied Grade A reflective sheeting.
 2. Shields shall be Grade A reflective sheeting on 0.032" aluminum and demountable.
 3. Background shall be Grade C reflective sheeting.
 4. R3-5(R) shall be Grade A white reflective sheeting on 0.032" aluminum and demountable. Legend and arrow shall be direct applied non-reflective sheeting.
 5. The North Carolina route number for the facility is to be determined and will be provided prior to sign fabrication.

LETTER POSITIONS

Letter spacings are to start of next letter												Series/Size Text Length
N	O	R	T	H								E 2000
45	8.1	2.1	8.6	7.4	7.4	6.5	11					40

SIGN NUMBER: 3
 TYPE: A (OVHD)
 QUANTITY: 1
 SIGN WIDTH: 19'-0"
 HEIGHT: 10'-6"
 TOTAL AREA: 199.5 Sq.Ft.
 BORDER TYPE: FLUSH
 RECESS: 0"
 WIDTH: 2"
 RADII: 12"
 NO. Z BARS: 3
 LENGTH: 220.0

SYMBOL	X	Y	WID	HT
M1_4	50	56.5	24	24
M1_4	106	56.5	24	24
M1_4	162	56.5	24	24

BACKG COLOR: Green
 COPY COLOR: White
 MAT'L: 0.125" ALUMINUM

DESIGN BY: TRT
 PROJECT ID: U-4751
 CHECKED BY: ADK/CAJ
 DIV: 03
 DATE: March 2017



NOTES:
 1. Legend and border shall be direct applied Grade A reflective sheeting.
 2. Shields shall be Grade A reflective sheeting on 0.032" aluminum and demountable.
 3. Background shall be Grade C reflective sheeting.

LETTER POSITIONS

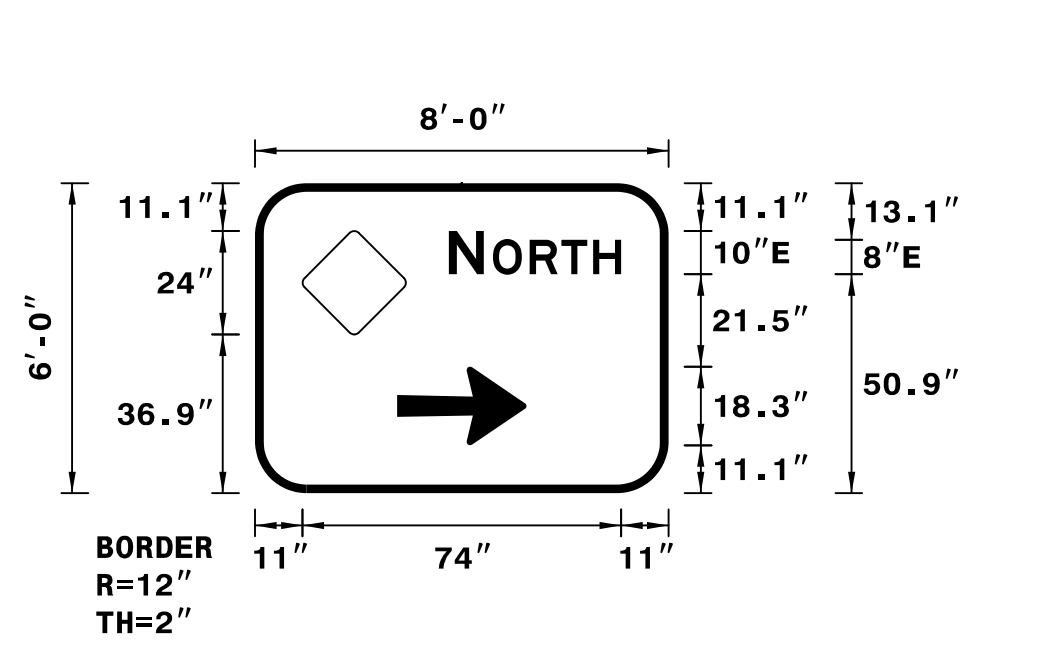
Letter spacings are to start of next letter												Series/Size Text Length									
T	O										E 2000										
111	7.1	6.7	103.1									13.8									
S O U T H E A S T T O												E 2000									
42	8.1	1.5	8.6	7.8	7.4	6.5	146.1					39.8									
E A S T												E 2000									
102.5	7.5	1	9	7.4	6	94.6						30.9									
T O												E 2000									
167	7.1	6.7	47.1									13.8									
W R I G H T S V I L L E B E A C H												EM 2000									
13.6	17.3	9.9	6.8	14.1	12.8	9.7	11.5	14.1	8	8	6.8	8.8	13.3	13.3	11.7	12.9	12.9	8.8	13.6	200.9	
N E X T E X I T												E 2000									
75.3	10.7	8.9	9.8	7.5	10	8.9	10.7	3.5	7.5	75.3											77.5

SIGN NUMBER: 4
 TYPE: A (OVHD)
 QUANTITY: 1
 SIGN WIDTH: 8'-0"
 HEIGHT: 6'-0"
 TOTAL AREA: 48.0 Sq.Ft.
 BORDER TYPE: FLUSH
 RECESS: 0"
 WIDTH: 2"
 RADII: 12"
 NO. Z BARS: 2
 LENGTH: 88.0

SYMBOL	X	Y	WID	HT
M1-5-3-24-7C	11	36.9	24	24
Type 'A' Arrow	33	11.1	18.3	30

BACKG COLOR: Green
 COPY COLOR: White
 MAT'L: 0.125" ALUMINUM

DESIGN BY: TRT
 PROJECT ID: U-4751
 CHECKED BY: ADK/CAJ
 DIV: 03
 DATE: March 2017




NOTES:
 1. Legend and border shall be direct applied Grade A reflective sheeting.
 2. Arrows and shields shall be Grade A reflective sheeting on 0.032" aluminum and demountable.
 3. Background shall be Grade C reflective sheeting.
 4. The North Carolina route number for the facility is to be determined and will be provided prior to sign fabrication.

LETTER POSITIONS

Letter spacings are to start of next letter												Series/Size Text Length
N	O	R	T	H								E 2000
45	8.1	2.1	8.6	7.4	7.4	6.5	11					40

APPROVED: Charles A. Johnson, III
 DATE: 7/6/2017



**DOCUMENT NOT CONSIDERED FINAL
UNLESS ALL SIGNATURES COMPLETED**

SIGN NUMBER: 5A,7A,9A BACKG COLOR: Yellow
 TYPE: B (OVHD) COPY COLOR: Black
 QUANTITY: 3

SYMBOL	X	Y	WID	HT

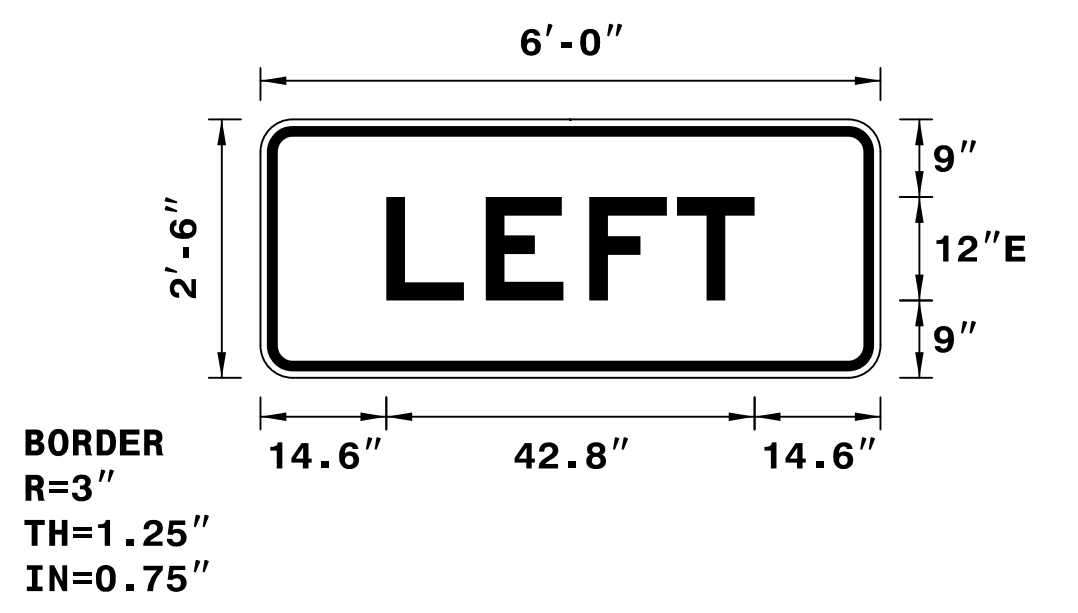
SIGN WIDTH: 6'-0"
 HEIGHT: 2'-6"
 TOTAL AREA: 15.0 Sq.Ft.

BORDER TYPE: RECESSED
 RECESS: 0.75"
 WIDTH: 1.25"
 RADII: 3"

MAT'L: 0.125" ALUMINUM

NO. Z BARS: 2
 LENGTH: 66.0

DESIGN BY: TRT CHECKED BY: ADK/CAJ
 PROJECT ID: U-4751 DIV: 03 DATE: March 2017



Spacing Factor is 1 unless specified otherwise

NOTES:
 1. Legend and border shall be direct applied non-reflective sheeting.
 2. Background shall be Grade C reflective sheeting.

LETTER POSITIONS

Letter spacings are to start of next letter

Series/Size	Text Length
E 2000	42.8
EM 2000	103.8

SIGN NUMBER: 5B BACKG COLOR: Green
 TYPE: A (OVHD) COPY COLOR: White
 QUANTITY: 1

SYMBOL	X	Y	WID	HT
M1_4	29	77.8	24	24
R3-5(L)	51	10.3	30	36

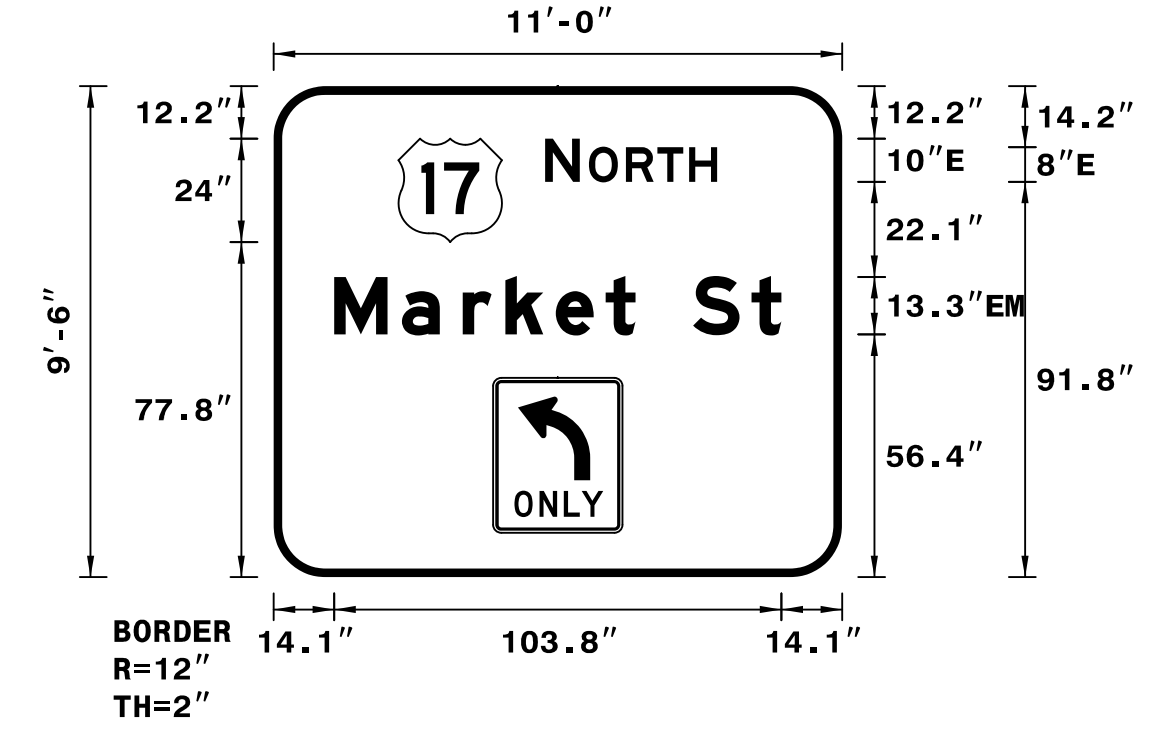
SIGN WIDTH: 11'-0"
 HEIGHT: 9'-6"
 TOTAL AREA: 104.5 Sq.Ft.

BORDER TYPE: FLUSH
 RECESS: 0"
 WIDTH: 2"
 RADII: 12"

MAT'L: 0.125" ALUMINUM

NO. Z BARS: 3
 LENGTH: 124.0

DESIGN BY: TRT CHECKED BY: ADK/CAJ
 PROJECT ID: U-4751 DIV: 03 DATE: March 2017



Spacing Factor is 1 unless specified otherwise

NOTES:
 1. Legend and border shall be direct applied Grade A reflective sheeting.
 2. Shields shall be Grade A reflective sheeting on 0.032" aluminum and demountable.
 3. Background shall be Grade C reflective sheeting.
 4. R3-5(L or R) shall be Grade A white reflective sheeting on 0.032" aluminum and demountable. Legend and arrow shall be direct applied non-reflective sheeting.

LETTER POSITIONS

Letter spacings are to start of next letter

Series/Size	Text Length
E 2000	40
EM 2000	103.8

SIGN NUMBER: 6 BACKG COLOR: Green
 TYPE: A (OVHD) COPY COLOR: White
 QUANTITY: 1

SYMBOL	X	Y	WID	HT
M1_4	50	58.8	24	24
M1_4	106	58.8	24	24
M1_4	162	58.8	24	24
Type 'C' Arrow	30	9	24	16.5
Type 'C' Arrow	174	9	24	16.5

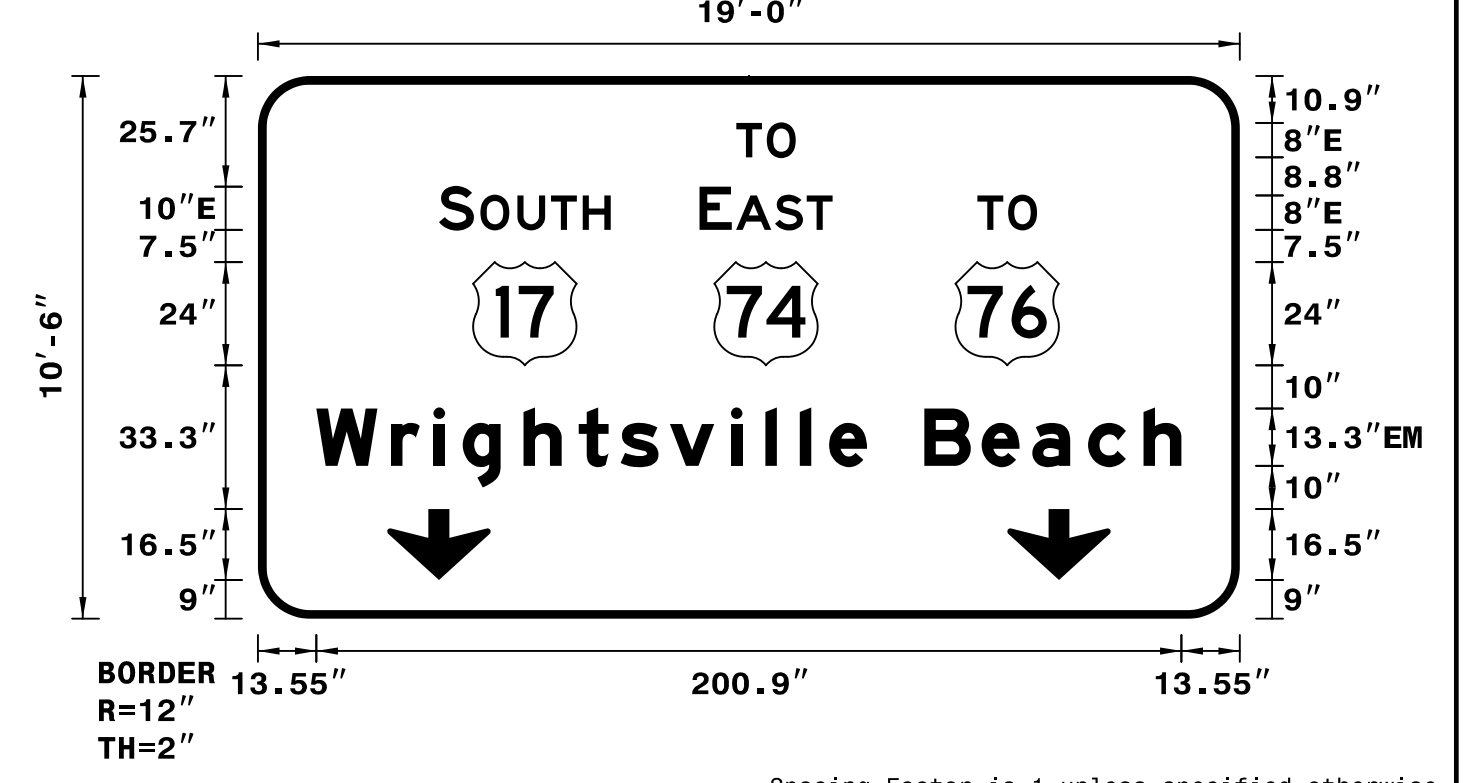
SIGN WIDTH: 19'-0"
 HEIGHT: 10'-6"
 TOTAL AREA: 199.5 Sq.Ft.

BORDER TYPE: FLUSH
 RECESS: 0"
 WIDTH: 2"
 RADII: 12"

MAT'L: 0.125" ALUMINUM

NO. Z BARS: 3
 LENGTH: 220.0

DESIGN BY: TRT CHECKED BY: ADK/CAJ
 PROJECT ID: U-4751 DIV: 03 DATE: March 2017



Spacing Factor is 1 unless specified otherwise

NOTES:
 1. Legend and border shall be direct applied Grade A reflective sheeting.
 2. Arrows and shields shall be Grade A reflective sheeting on 0.032" aluminum and demountable.
 3. Background shall be Grade C reflective sheeting.

LETTER POSITIONS

Letter spacings are to start of next letter

Series/Size	Text Length
E 2000	13.8
E 2000	39.8
E 2000	30.9
E 2000	13.8
EM 2000	200.9

SIGN NUMBER: 7B BACKG COLOR: Green
 TYPE: A (OVHD) COPY COLOR: White
 QUANTITY: 1

SYMBOL	X	Y	WID	HT
M1_4	29	53.5	24	24

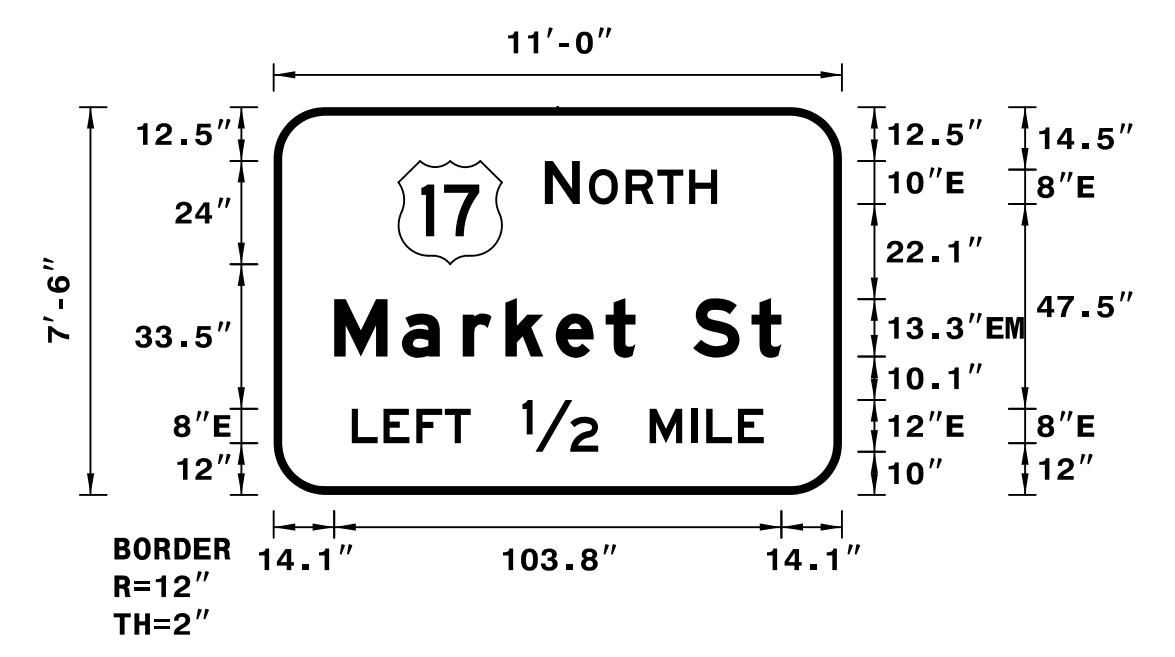
SIGN WIDTH: 11'-0"
 HEIGHT: 7'-6"
 TOTAL AREA: 82.5 Sq.Ft.

BORDER TYPE: FLUSH
 RECESS: 0"
 WIDTH: 2"
 RADII: 12"

MAT'L: 0.125" ALUMINUM

NO. Z BARS: 3
 LENGTH: 124.0

DESIGN BY: TRT CHECKED BY: ADK/CAJ
 PROJECT ID: U-4751 DIV: 03 DATE: March 2017



Spacing Factor is 1 unless specified otherwise

NOTES:
 1. Legend and border shall be direct applied Grade A reflective sheeting.
 2. Shields shall be Grade A reflective sheeting on 0.032" aluminum and demountable.
 3. Background shall be Grade C reflective sheeting.

LETTER POSITIONS

Letter spacings are to start of next letter

Series/Size	Text Length
E 2000	40
EM 2000	103.8
E 2000	95.7

APPROVED: Charles A. Johnson, III
 DATE: 7/6/2017

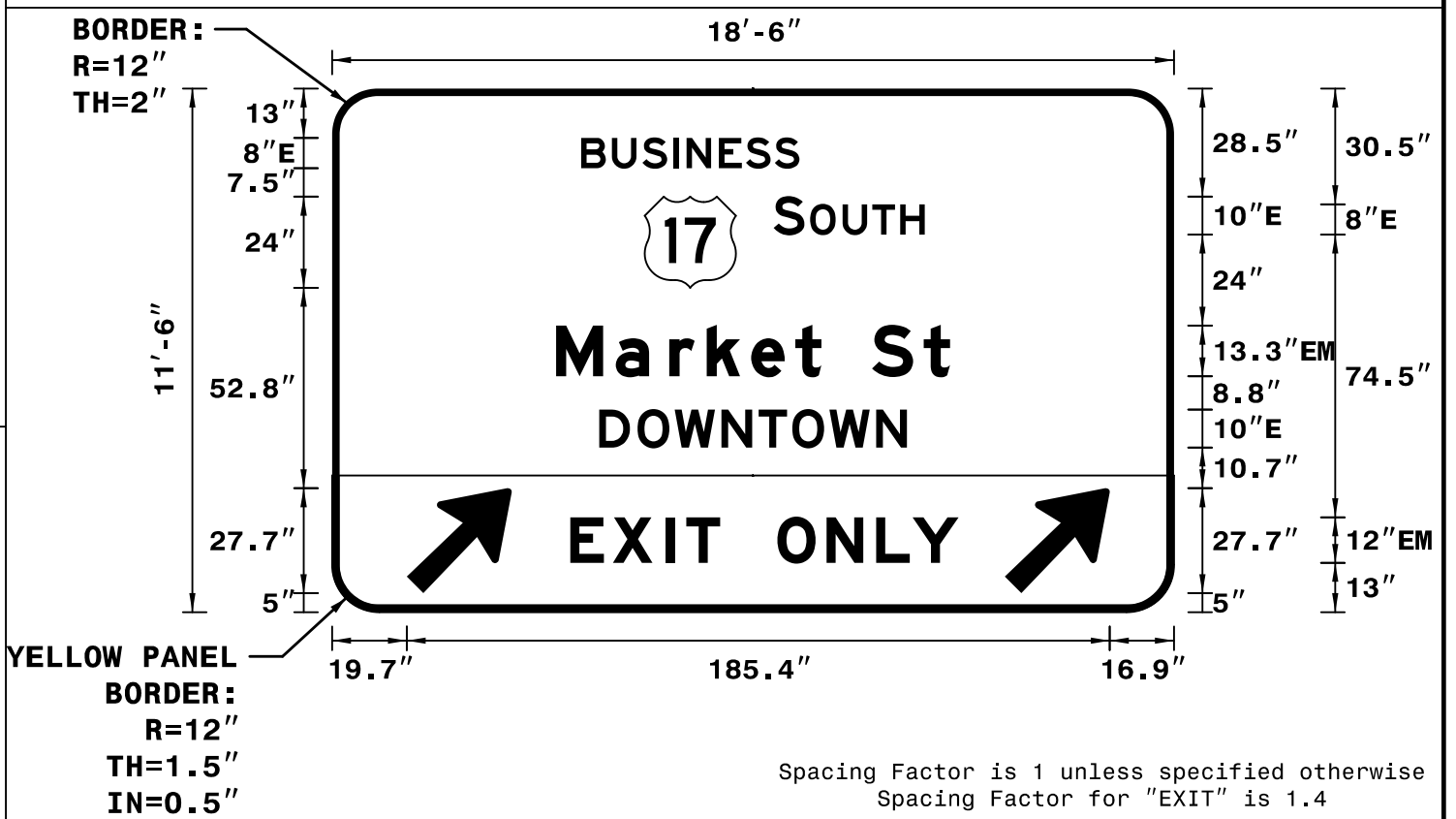


DOCUMENT NOT CONSIDERED FINAL
 UNLESS ALL SIGNATURES COMPLETED

SIGN NUMBER: 8
 TYPE: A (OVHD)
 QUANTITY: 1
 SIGN WIDTH: 18'-6"
 HEIGHT: 11'-6"
 TOTAL AREA: 212.8 Sq.Ft.
 BORDER TYPE: VAR.
 RECESS: VAR.
 WIDTH: VAR.
 RADII: VAR.
 NO. Z BARS: 3
 LENGTH: 214.0

SYMBOL	X	Y	WID	HT
M1_4	82.5	85.5	24	24
Type 'A' Arrow	19.7	5	22.3	35.6
Type 'A' Arrow	177.4	5	22.3	35.6

DESIGN BY: TRT
 PROJECT ID: U-4751
 CHECKED BY: ADK/CAJ
 DIV: 03
 DATE: March 2017



- NOTES:
- Legend and border shall be direct applied Grade A reflective sheeting.
 - Arrows and shields shall be Grade A reflective sheeting on 0.032" aluminum and demountable.
 - Background shall be Grade C reflective sheeting.
 - Bottom panel shall be yellow Grade C sheeting. Legend shall be direct applied black non-reflective sheeting. Yellow panel is 222" X 36". (Border Type = Recessed, Recess = 0.5", Width = 1.5", Radii = 12")

LETTER POSITIONS

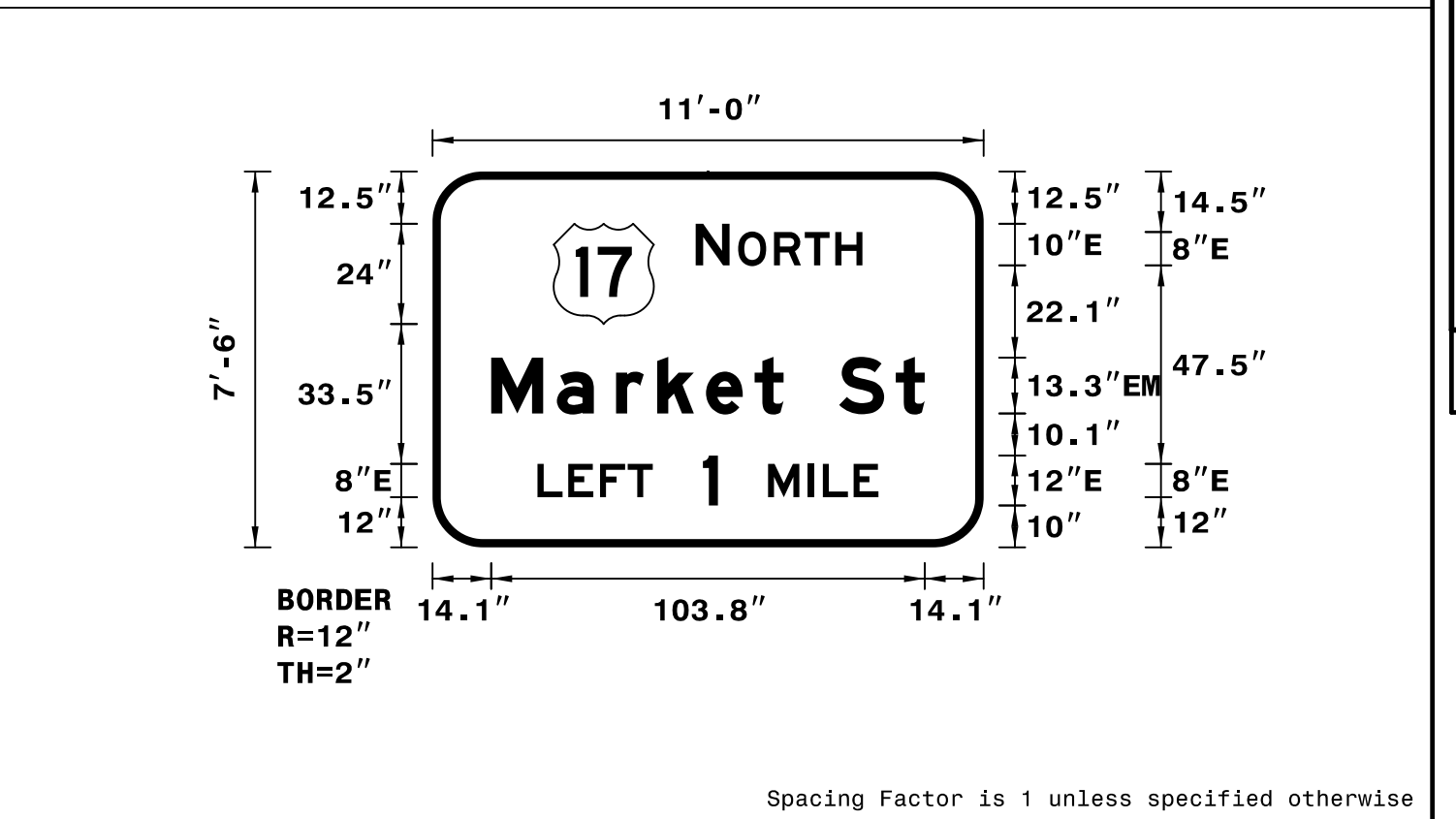
Letter spacings are to start of next letter

	B	U	S	I	N	E	S	S		Series/Size	
										Text Length	
	65.7	8.1	8.1	8.1	3.5	8.6	7.1	7.6	6.5	99.1	E 2000
											57.5
											E 2000
	116.9	8.1	1.5	8.6	7.8	7.4	6.5	65.7			39.8
											EM 2000
											103.8
	59.1	15.7	14.1	9.9	11.7	11.6	6.9	13.3	13.6	6.9	59.1
											E 2000
	70.5	10.1	9.8	12.3	9.8	8.9	9.8	12.3	8.1	70.4	81.1
											EM 2000
	62.8	11.2	14	5.4	8.9	119.7					39.5
											EM 2000
	117.4	13	13.1	9.6	12.1	56.8					47.8

SIGN NUMBER: 9B
 TYPE: A (OVHD)
 QUANTITY: 1
 SIGN WIDTH: 11'-0"
 HEIGHT: 7'-6"
 TOTAL AREA: 82.5 Sq.Ft.
 BORDER TYPE: FLUSH
 RECESS: 0"
 WIDTH: 2"
 RADII: 12"
 NO. Z BARS: 3
 LENGTH: 124.0

SYMBOL	X	Y	WID	HT
M1_4	29	53.5	24	24

DESIGN BY: TRT
 PROJECT ID: U-4751
 CHECKED BY: ADK/CAJ
 DIV: 03
 DATE: March 2017



- NOTES:
- Legend and border shall be direct applied Grade A reflective sheeting.
 - Shields shall be Grade A reflective sheeting on 0.032" aluminum and demountable.
 - Background shall be Grade C reflective sheeting.

LETTER POSITIONS

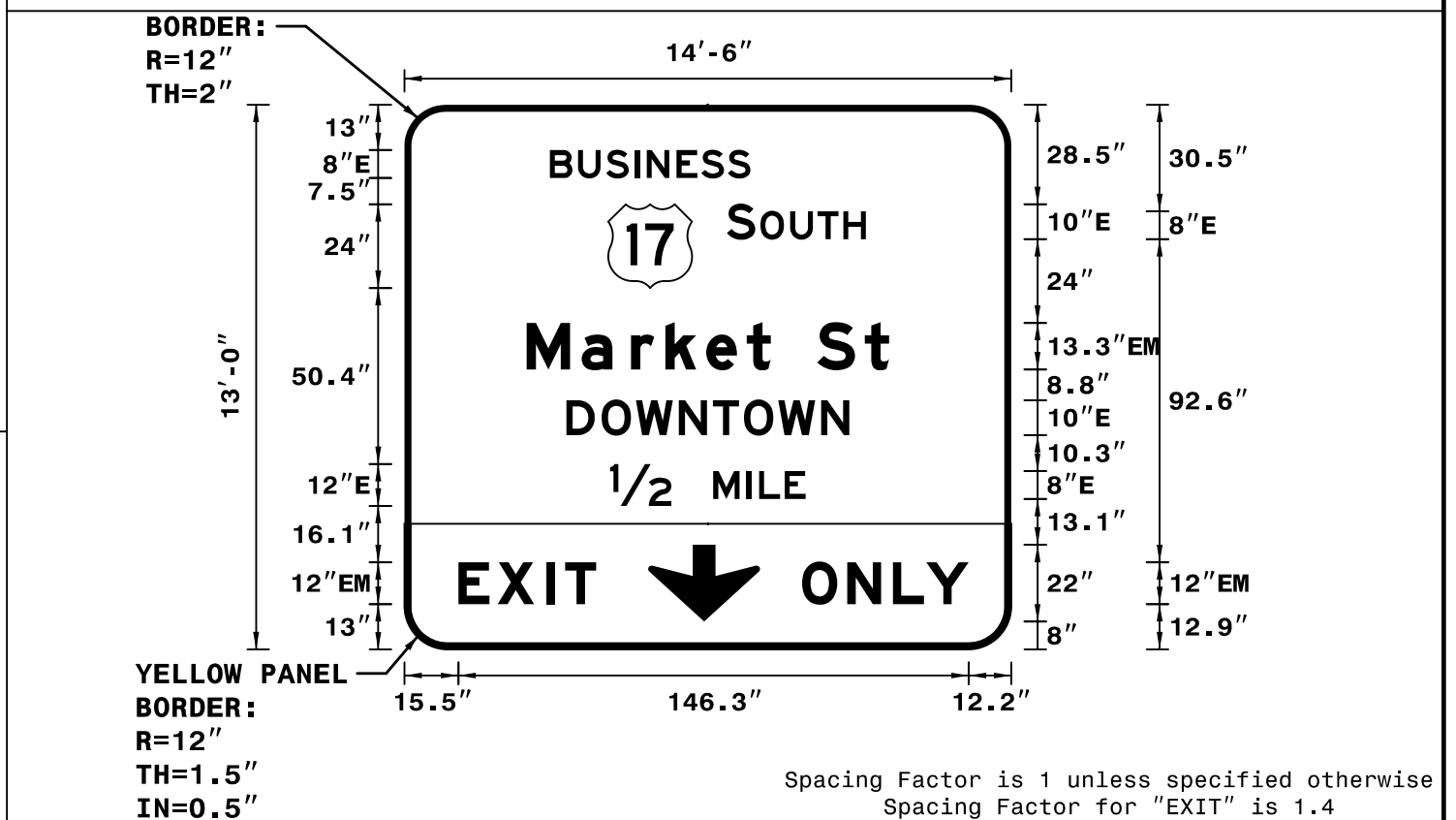
Letter spacings are to start of next letter

	N	O	R	T	H						Series/Size
											Text Length
	63	8.1	2.1	8.6	7.4	7.4	6.5	29			E 2000
											40
											EM 2000
	14.1	15.7	14.1	9.9	11.7	11.6	6.9	13.3	13.6	6.9	14.1
											103.8
	25.2	7.4	7.6	6.6	6	12	3.6	12	9.6	3.5	7.4
											81.7

SIGN NUMBER: 10
 TYPE: A (OVHD)
 QUANTITY: 1
 SIGN WIDTH: 14'-6"
 HEIGHT: 13'-0"
 TOTAL AREA: 188.5 Sq.Ft.
 BORDER TYPE: VAR.
 RECESS: VAR.
 WIDTH: VAR.
 RADII: VAR.
 NO. Z BARS: 4
 LENGTH: 166.0

SYMBOL	X	Y	WID	HT
M1_4	58.5	103.5	24	24
Type 'C' Arrow	70	8	32	22

DESIGN BY: TRT
 PROJECT ID: U-4751
 CHECKED BY: ADK/CAJ
 DIV: 03
 DATE: March 2017



- NOTES:
- Legend and border shall be direct applied Grade A reflective sheeting.
 - Shields shall be Grade A reflective sheeting on 0.032" aluminum and demountable.
 - Background shall be Grade C reflective sheeting.
 - Bottom panel shall be yellow Grade C sheeting. Legend shall be direct applied black non-reflective sheeting. Yellow panel is 174" X 36". (Border Type = Recessed, Recess = 0.5", Width = 1.5", Radii = 12")

LETTER POSITIONS

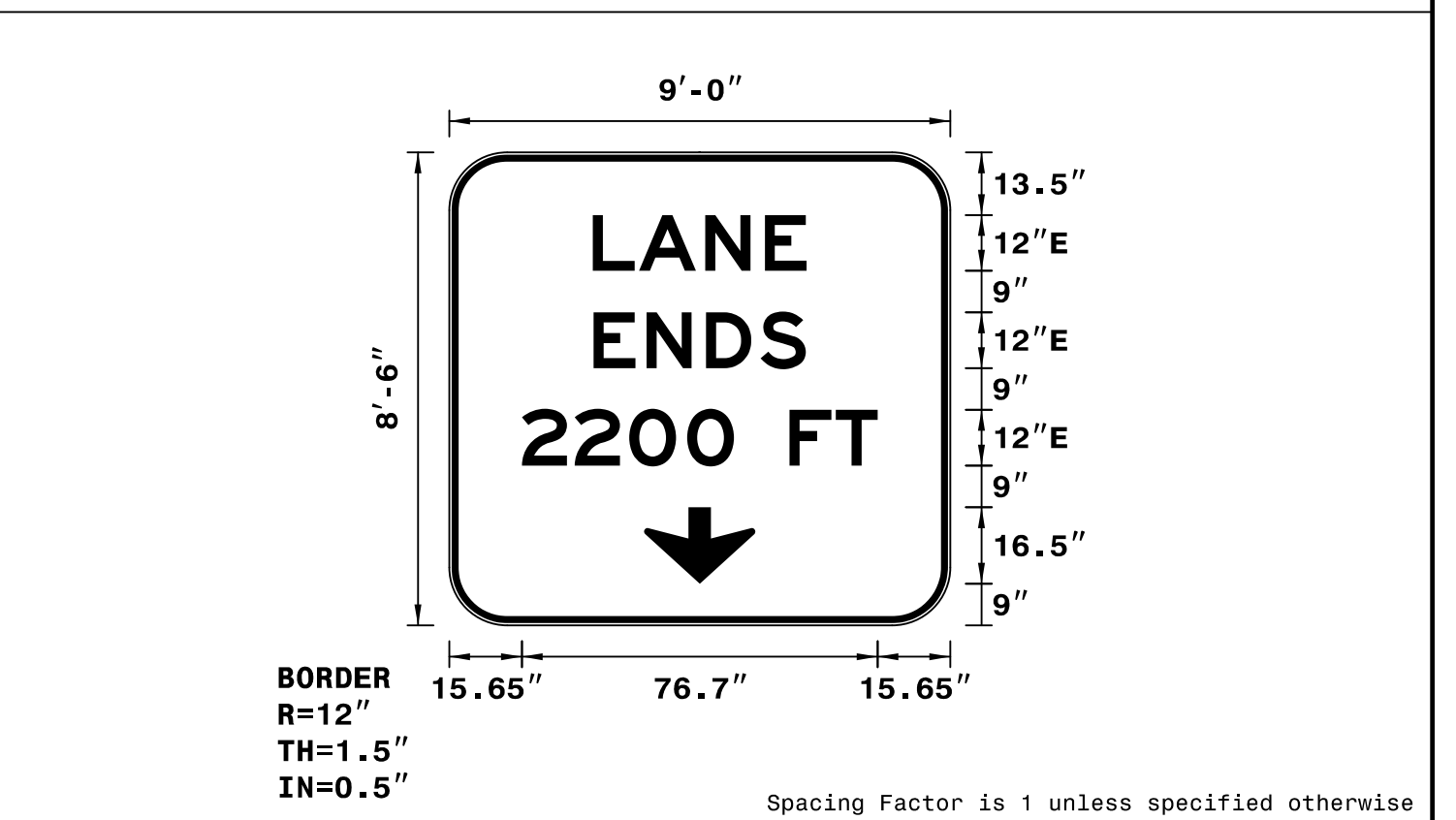
Letter spacings are to start of next letter

	B	U	S	I	N	E	S	S		Series/Size	
										Text Length	
	41.7	8.1	8.1	8.1	3.5	8.6	7.1	7.6	6.5	75.1	E 2000
											57.5
											E 2000
	93.0	8.1	1.5	8.6	7.8	7.4	6.5	41.7			39.8
											EM 2000
											103.8
	35.1	15.7	14.1	9.9	11.7	11.6	6.9	13.3	13.6	6.9	35.1
											E 2000
	46.4	10.1	9.8	12.3	9.8	8.9	9.8	12.3	8.1	46.5	81.1
											EM 2000
	59	17.6	12	9.6	3.5	7.4	6	59			56.1
											EM 2000
	15.5	11.2	14	5.4	8.9	19					39.5
											EM 2000
	114	13	13.1	9.6	12.1	12.2					47.8

SIGN NUMBER: 11
 TYPE: A (OVHD)
 QUANTITY: 1
 SIGN WIDTH: 9'-0"
 HEIGHT: 8'-6"
 TOTAL AREA: 76.5 Sq.Ft.
 BORDER TYPE: RECESSED
 RECESS: 0.5"
 WIDTH: 1.5"
 RADII: 12"
 NO. Z BARS: 3
 LENGTH: 100.0

SYMBOL	X	Y	WID	HT
Type 'C' Arrow	42	9	24	16.5

DESIGN BY: TRT
 PROJECT ID: U-4751
 CHECKED BY: ADK/CAJ
 DIV: 03
 DATE: March 2017




- NOTES:
- Legend and border shall be direct applied non-reflective sheeting.
 - Background shall be Grade C reflective sheeting.

LETTER POSITIONS

Letter spacings are to start of next letter

	L	A	N	E							Series/Size
											Text Length
	31	10	14.3	12.8	9	31					E 2000
											46.1
											E 2000
	31.1	11.4	12.8	11.8	9.7	31.1					45.7
											EM 2000
											76.7

APPROVED: *Charles A. Johnson, III*
 DATE: 7/6/2017

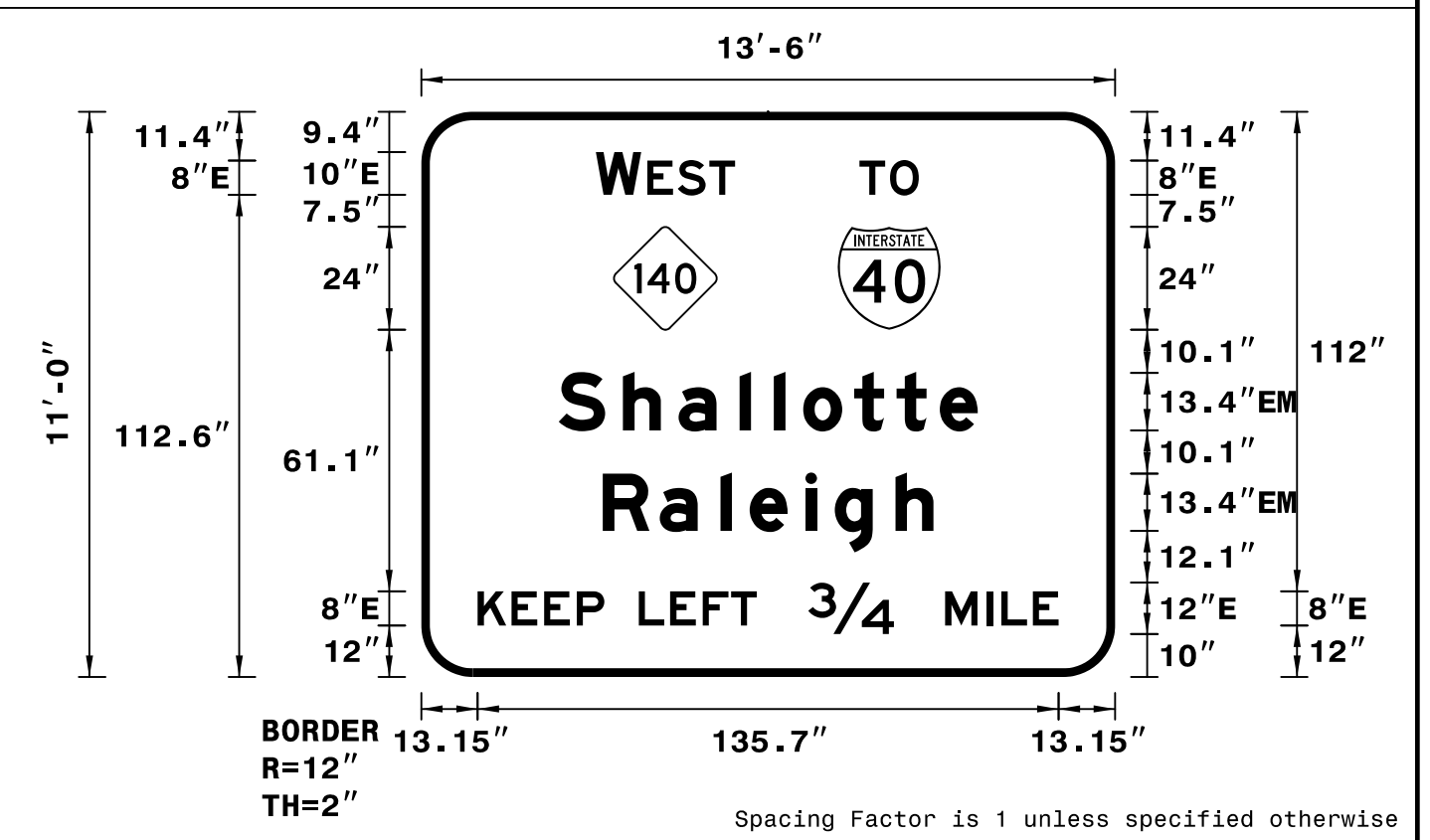


DOCUMENT NOT CONSIDERED FINAL UNLESS ALL SIGNATURES COMPLETED

SIGN NUMBER: 12
 TYPE: A (OVHD)
 QUANTITY: 1
 SIGN WIDTH: 13'-6"
 HEIGHT: 11'-0"
 TOTAL AREA: 148.5 Sq.Ft.
 BORDER TYPE: FLUSH
 RECESS: 0"
 WIDTH: 2"
 RADII: 12"
 NO. Z BARS: 3
 LENGTH: 154.0

SYMBOL	X	Y	WID	HT
M1-5-3-36-7D	45	81.1	24	24
M1_1	97.3	81.1	24	24

DESIGN BY: TRT
 PROJECT ID: U-4751
 CHECKED BY: ADK/CAJ
 DIV: 03
 DATE: March 2017



- NOTES:
- Legend and border shall be direct applied Grade A reflective sheeting.
 - Shields shall be Grade A reflective sheeting on 0.032" aluminum and demountable.
 - Background shall be Grade C reflective sheeting.

LETTER POSITIONS

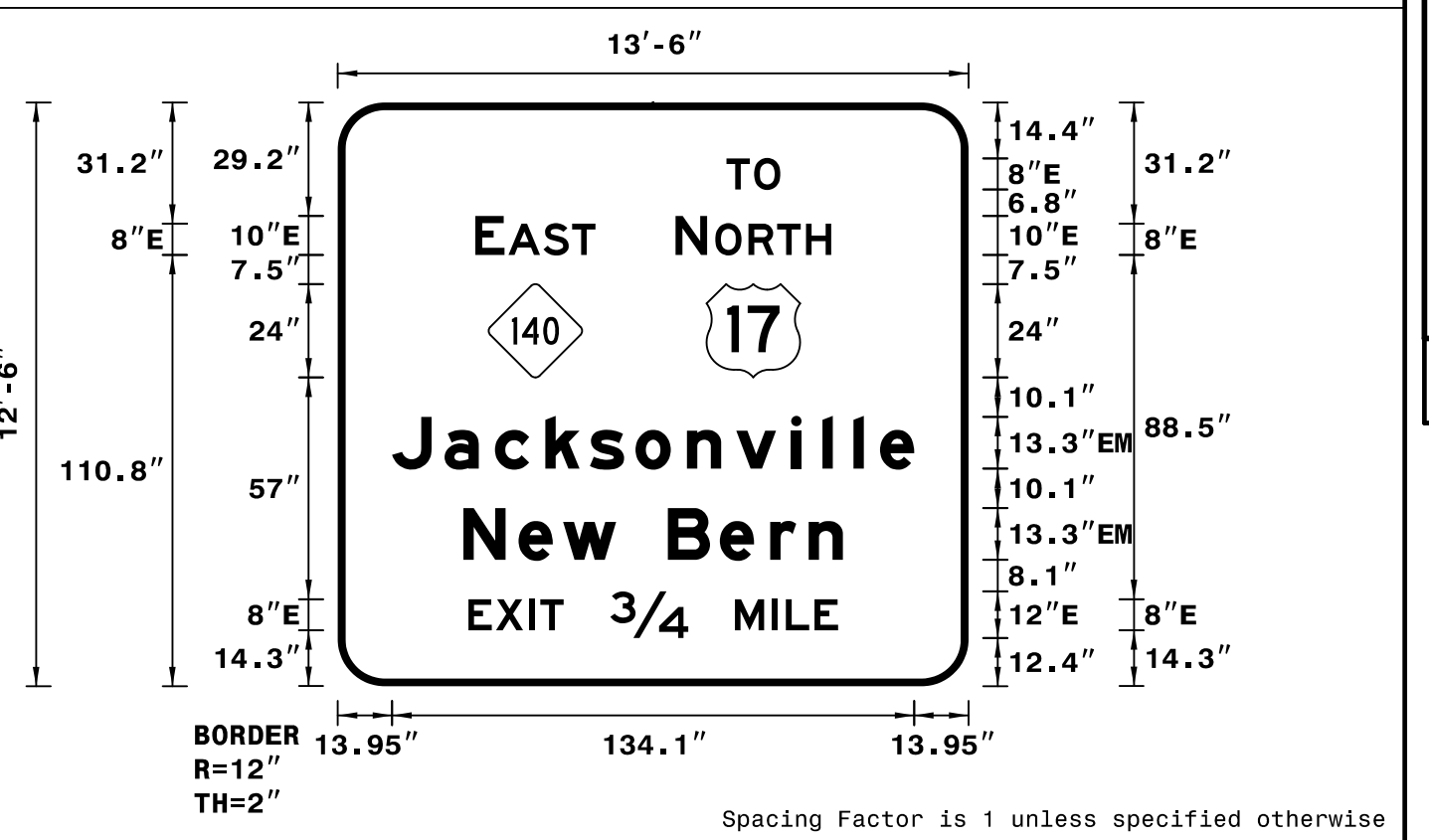
Letter spacings are to start of next letter

Series/Size	Text Length
E 2000	32.5
E 2000	13.8
EM 2000	97.8
EM 2000	77.2
E 2000	135.7

SIGN NUMBER: 13
 TYPE: A (OVHD)
 QUANTITY: 1
 SIGN WIDTH: 13'-6"
 HEIGHT: 12'-6"
 TOTAL AREA: 168.8 Sq.Ft.
 BORDER TYPE: FLUSH
 RECESS: 0"
 WIDTH: 2"
 RADII: 12"
 NO. Z BARS: 4
 LENGTH: 154.0

SYMBOL	X	Y	WID	HT
M1-5-3-24-7C	38.8	79.3	24	24
M1_4	94.7	79.3	24	24

DESIGN BY: TRT
 PROJECT ID: U-4751
 CHECKED BY: ADK/CAJ
 DIV: 03
 DATE: March 2017



- NOTES:
- Legend and border shall be direct applied Grade A reflective sheeting.
 - Shields shall be Grade A reflective sheeting on 0.032" aluminum and demountable.
 - Background shall be Grade C reflective sheeting.

LETTER POSITIONS

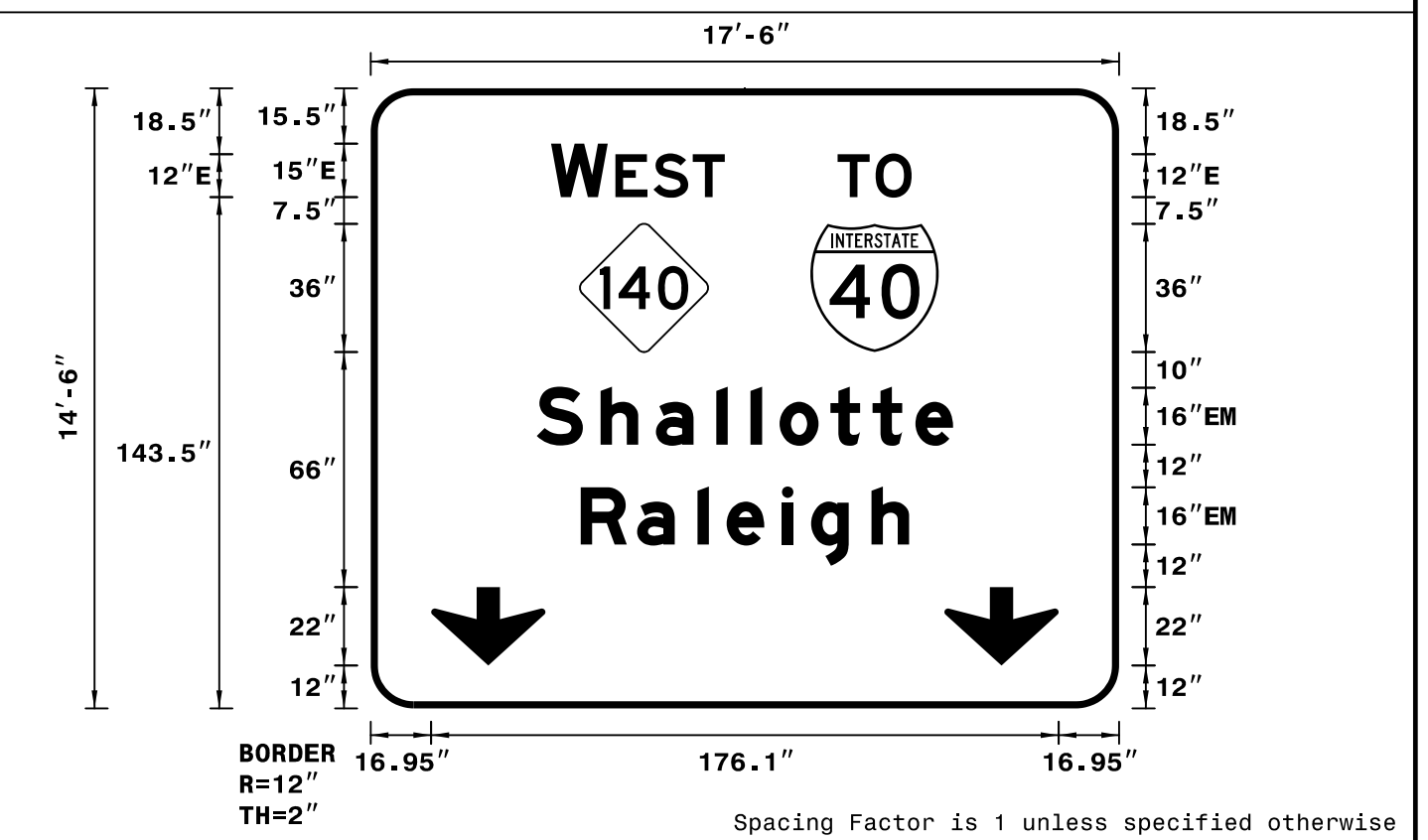
Letter spacings are to start of next letter

Series/Size	Text Length
E 2000	13.8
E 2000	30.9
E 2000	40
EM 2000	134.1
EM 2000	97.4
E 2000	94.9

SIGN NUMBER: 14
 TYPE: A (OVHD)
 QUANTITY: 1
 SIGN WIDTH: 17'-6"
 HEIGHT: 14'-6"
 TOTAL AREA: 253.8 Sq.Ft.
 BORDER TYPE: FLUSH
 RECESS: 0"
 WIDTH: 2"
 RADII: 12"
 NO. Z BARS: 5
 LENGTH: 202.0

SYMBOL	X	Y	WID	HT
M1-5-3-36-12D	58.7	100	36	36
M1_1	123.4	100	36	36
Type 'C' Arrow	17	12	32	22
Type 'C' Arrow	161	12	32	22

DESIGN BY: TRT
 PROJECT ID: U-4751
 CHECKED BY: ADK/CAJ
 DIV: 03
 DATE: March 2017



- NOTES:
- Legend and border shall be direct applied Grade A reflective sheeting.
 - Arrows and shields shall be Grade A reflective sheeting on 0.032" aluminum and demountable.
 - Background shall be Grade C reflective sheeting.

LETTER POSITIONS

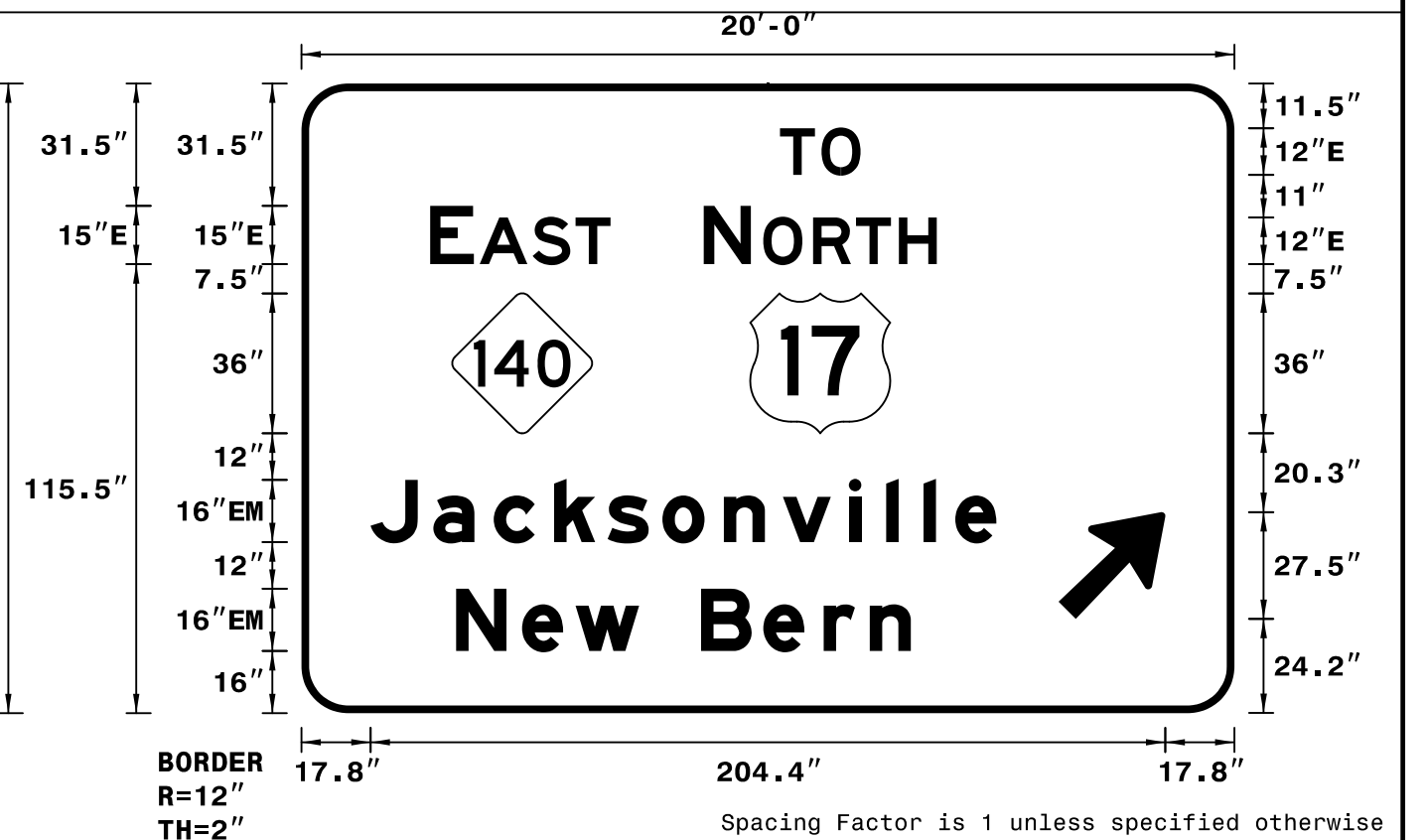
Letter spacings are to start of next letter

Series/Size	Text Length
E 2000	48.8
E 2000	20.8
EM 2000	116.8
EM 2000	92.2

SIGN NUMBER: 15
 TYPE: A (OVHD)
 QUANTITY: 1
 SIGN WIDTH: 20'-0"
 HEIGHT: 13'-6"
 TOTAL AREA: 270.0 Sq.Ft.
 BORDER TYPE: FLUSH
 RECESS: 0"
 WIDTH: 2"
 RADII: 12"
 NO. Z BARS: 4
 LENGTH: 232.0

SYMBOL	X	Y	WID	HT
M1-5-3-36-12D	38.8	72	36	36
M1_4	115.4	72	36	36
Type 'A' Arrow	194.7	24.3	22.3	35

DESIGN BY: TRT
 PROJECT ID: U-4751
 CHECKED BY: ADK/CAJ
 DIV: 03
 DATE: March 2017




- NOTES:
- Legend and border shall be direct applied Grade A reflective sheeting.
 - Arrows and shields shall be Grade A reflective sheeting on 0.032" aluminum and demountable.
 - Background shall be Grade C reflective sheeting.

LETTER POSITIONS

Letter spacings are to start of next letter

Series/Size	Text Length
E 2000	20.8
E 2000	46.4
E 2000	59.9
EM 2000	161
EM 2000	117

APPROVED: Charles A. Johnson, III
 DATE: 7/6/2017



DOCUMENT NOT CONSIDERED FINAL
 UNLESS ALL SIGNATURES COMPLETED

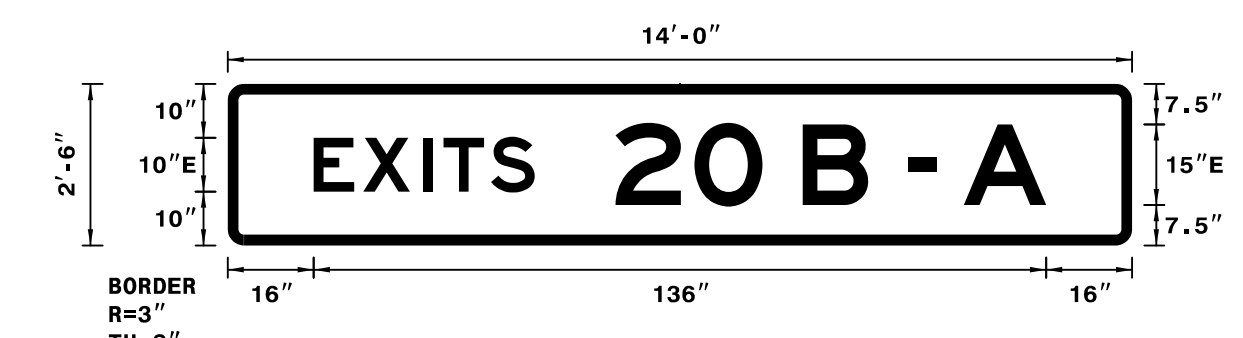
SIGN NUMBER: 16A
 TYPE: A (OVHD)
 QUANTITY: 1
 SIGN WIDTH: 14'-0"
 HEIGHT: 2'-6"
 TOTAL AREA: 35.0 Sq.Ft.
 BORDER TYPE: FLUSH
 RECESS: 0"
 WIDTH: 2"
 RADII: 3"
 NO. Z BARS: 2
 LENGTH: 160.0

BACKG COLOR: Green
 COPY COLOR: White

SYMBOL	X	Y	WID	HT

MAT'L: 0.125" ALUMINUM

DESIGN BY: TRT
 PROJECT ID: U-4751
 CHECKED BY: ADK/CAJ
 DIV: 03
 DATE: March 2017



Spacing Factor is 1 unless specified otherwise
 Spacing Factor for "EXITS" is 1.2

NOTES:
 1. Legend and border shall be direct applied Grade A reflective sheeting.
 2. Background shall be Grade C reflective sheeting.

LETTER POSITIONS

Letter spacings are to start of next letter

	E	X	I	T	S																Series/Size Text Length	
	16	9.2	11.1	3.8	8.8	8.1	111															E 2000 41
		2	0		B	-	A															E 2000 80
	72	14.7	12.6	7.5	12.2	7.5	5.3	5	15.3	16												

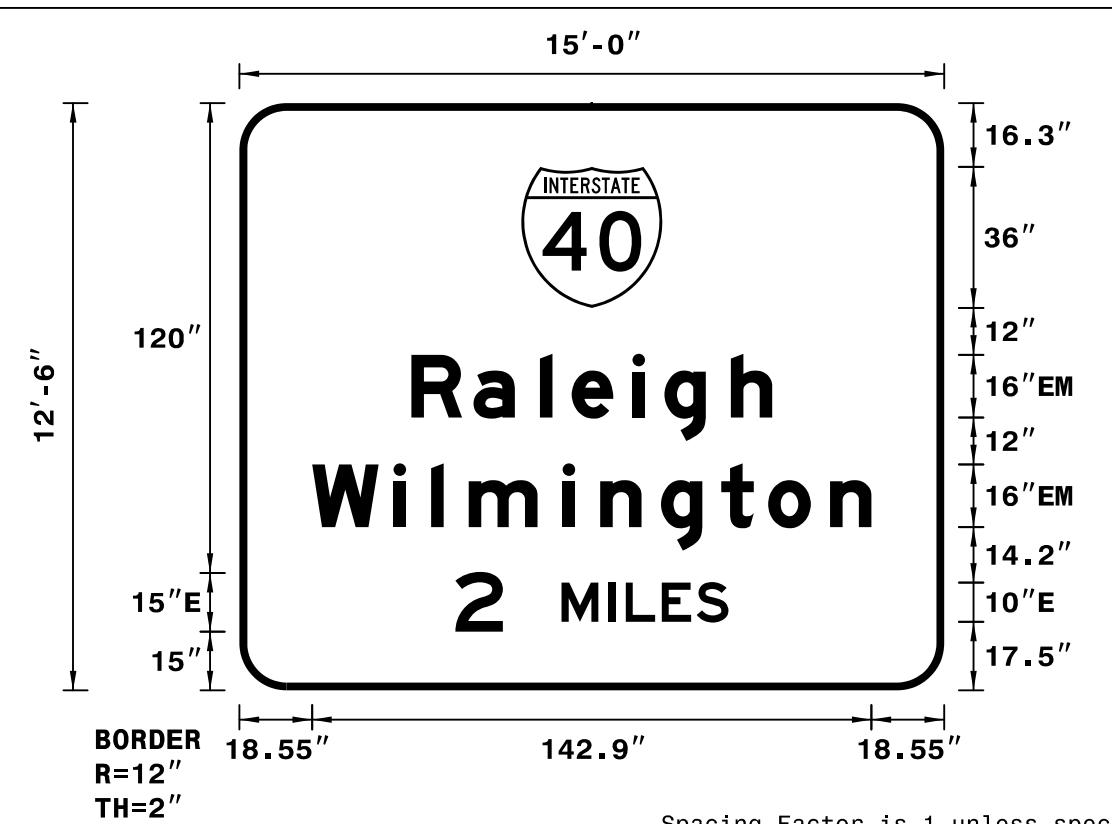
SIGN NUMBER: 16B
 TYPE: A (OVHD)
 QUANTITY: 1
 SIGN WIDTH: 15'-0"
 HEIGHT: 12'-6"
 TOTAL AREA: 187.5 Sq.Ft.
 BORDER TYPE: FLUSH
 RECESS: 0"
 WIDTH: 2"
 RADII: 12"
 NO. Z BARS: 4
 LENGTH: 172.0

BACKG COLOR: Green
 COPY COLOR: White

SYMBOL	X	Y	WID	HT
M1_1	72	97.7	36	36

MAT'L: 0.125" ALUMINUM

DESIGN BY: TRT
 PROJECT ID: U-4751
 CHECKED BY: ADK/CAJ
 DIV: 03
 DATE: March 2017



Spacing Factor is 1 unless specified otherwise

NOTES:
 1. Legend and border shall be direct applied Grade A reflective sheeting.
 2. Shields shall be Grade A reflective sheeting on 0.032" aluminum and demountable.
 3. Background shall be Grade C reflective sheeting.

LETTER POSITIONS

Letter spacings are to start of next letter

	R	a	l	e	i	g	h															Series/Size Text Length	
	43.9	15.8	17	8.2	15.5	8.2	17	10.6	43.9														EM 2000 92.2
		W	i	l	m	i	n	g	t	o	n												EM 2000 142.9
	18.6	20.8	9.6	9.6	24	9.6	15.5	15.4	12	15.8	10.6	18.6											
		2	M	I	L	E	S																E 2000 69.8
	55.1	12.2	15	12	4.4	9.2	8.9	8.1	55.1														

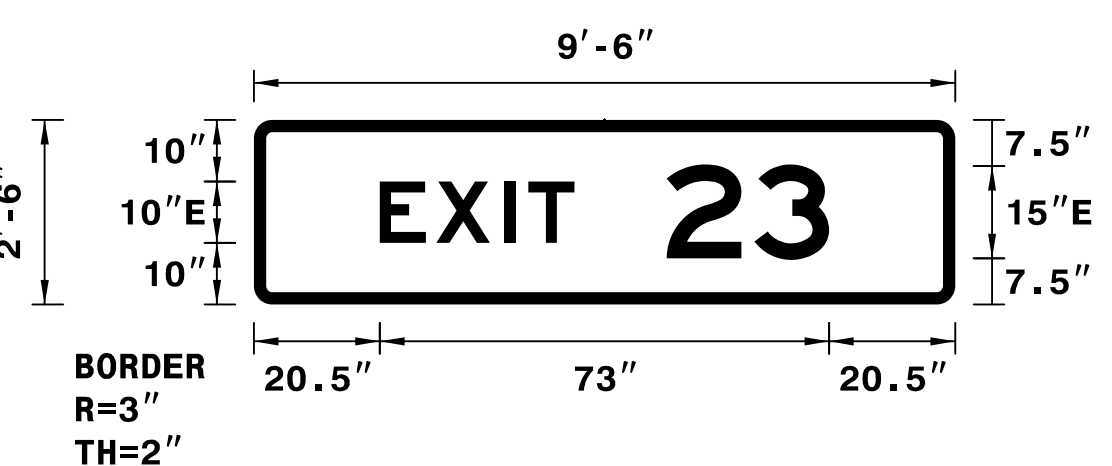
SIGN NUMBER: 17A
 TYPE: B (OVHD)
 QUANTITY: 1
 SIGN WIDTH: 9'-6"
 HEIGHT: 2'-6"
 TOTAL AREA: 23.8 Sq.Ft.
 BORDER TYPE: FLUSH
 RECESS: 0"
 WIDTH: 2"
 RADII: 3"
 NO. Z BARS: 2
 LENGTH: 106.0

BACKG COLOR: Green
 COPY COLOR: White

SYMBOL	X	Y	WID	HT

MAT'L: 0.125" ALUMINUM

DESIGN BY: TRT
 PROJECT ID: U-4751
 CHECKED BY: ADK/CAJ
 DIV: 03
 DATE: March 2017



Spacing Factor is 1 unless specified otherwise
 Spacing Factor for "EXIT" is 1.2

NOTES:
 1. Legend and border shall be direct applied Grade A reflective sheeting.
 2. Background shall be Grade C reflective sheeting.

LETTER POSITIONS

Letter spacings are to start of next letter

	E	X	I	T																		Series/Size Text Length	
	20.5	9.2	11.1	3.8	7.5	61.9																	E 2000 31.6
		2	3																				E 2000 26.4
	67.1	14.3	12.2	20.5																			

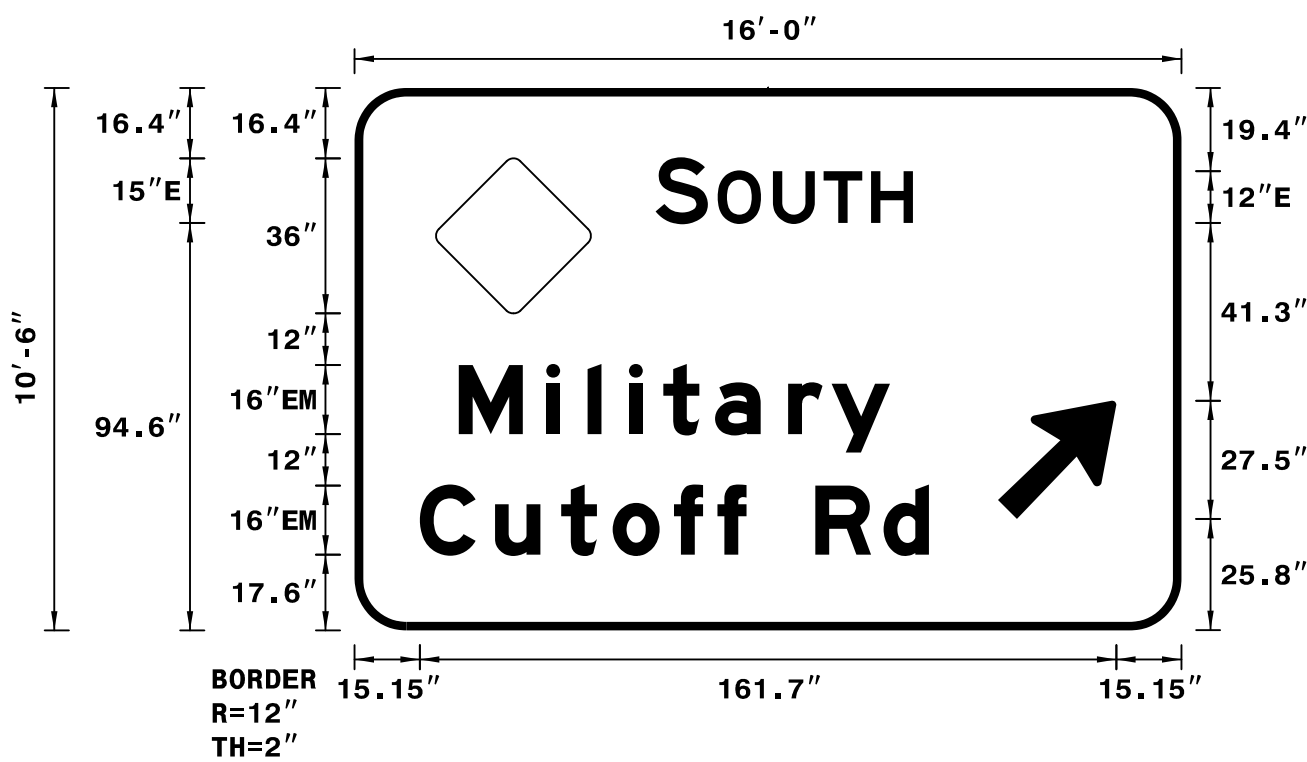
SIGN NUMBER: 17B
 TYPE: A (OVHD)
 QUANTITY: 1
 SIGN WIDTH: 16'-0"
 HEIGHT: 10'-6"
 TOTAL AREA: 168.0 Sq.Ft.
 BORDER TYPE: FLUSH
 RECESS: 0"
 WIDTH: 2"
 RADII: 12"
 NO. Z BARS: 3
 LENGTH: 184.0

BACKG COLOR: Green
 COPY COLOR: White

SYMBOL	X	Y	WID	HT
M1-5-3-36-12D	18.9	73.6	36	36
Type 'A' Arrow	149.4	25.9	22.4	35.3

MAT'L: 0.125" ALUMINUM

DESIGN BY: TRT
 PROJECT ID: U-4751
 CHECKED BY: ADK/CAJ
 DIV: 03
 DATE: March 2017



Spacing Factor is 1 unless specified otherwise


NOTES:
 1. Legend and border shall be direct applied Grade A reflective sheeting.
 2. Arrows and shields shall be Grade A reflective sheeting on 0.032" aluminum and demountable.
 3. Background shall be Grade C reflective sheeting.
 4. The North Carolina route number for the facility is to be determined and will be provided prior to sign fabrication.

LETTER POSITIONS

Letter spacings are to start of next letter

	S	O	U	T	H																		Series/Size Text Length	
	69.9	12.2	2.2	12.8	11.8	11	9.7	62.4																E 2000 59.8
		M	i	l	i	t	a	r	y															EM 2000 100.2
	24.2	20.3	9.6	9.6	8	12	17	10.1	13.6	67.7													EM 2000 118.2	
		C	u	t	o	f	f	R	d															
	15.1	17.4	15.4	12	14.2	10.1	6.7	16	15.8	10.6	58.6													

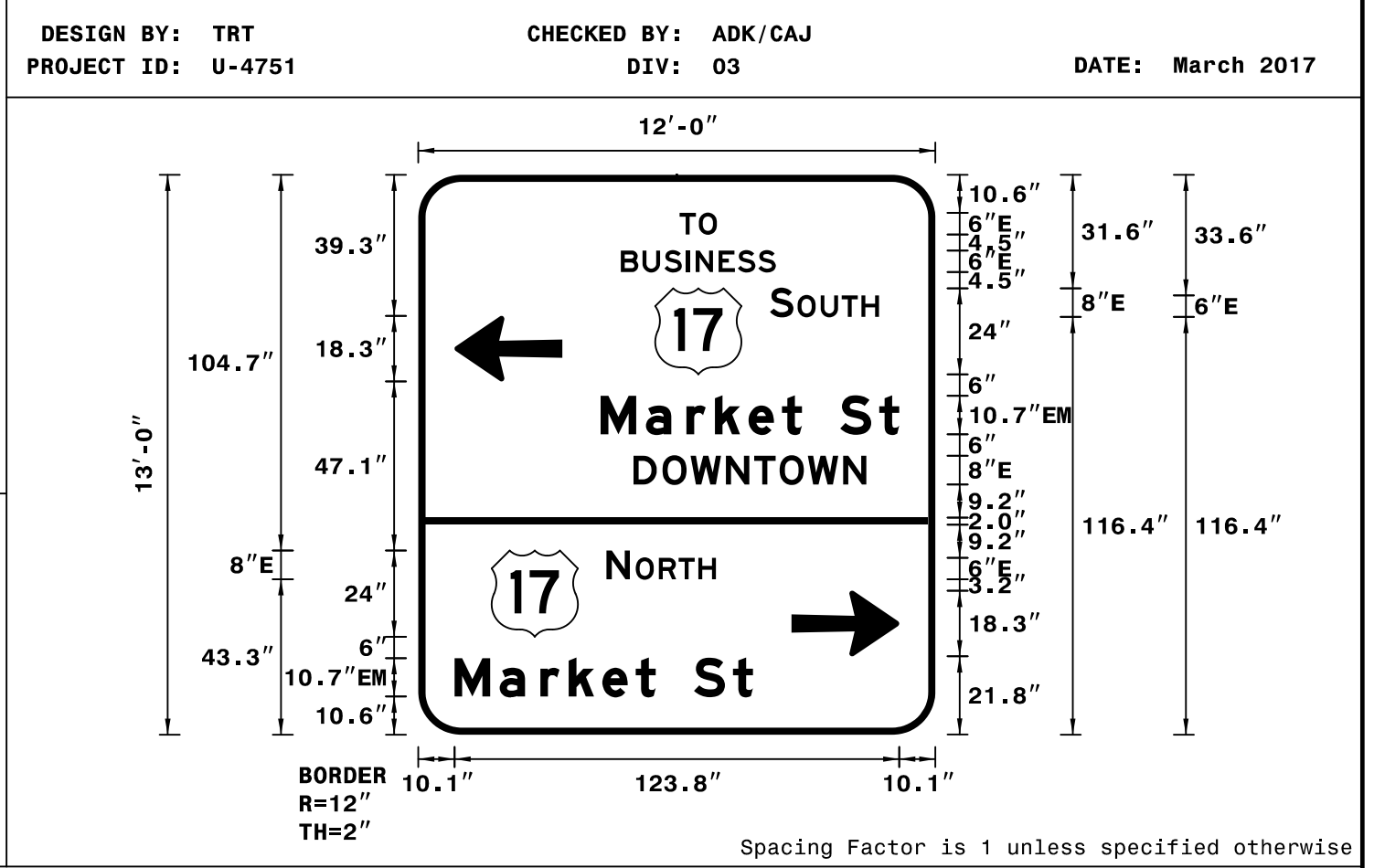
APPROVED: *Charles A. Johnson, III*
 DATE: 7/6/2017



DOCUMENT NOT CONSIDERED FINAL UNLESS ALL SIGNATURES COMPLETED

SIGN NUMBER: 101
 TYPE: A
 QUANTITY: 1
 SIGN WIDTH: 12'-0"
 HEIGHT: 13'-0"
 TOTAL AREA: 156.0 Sq.Ft.
 BORDER TYPE: FLUSH
 RECESS: 0"
 WIDTH: 2"
 RADII: 12"
 NO. Z BARS: 4
 LENGTH: 136.0

SYMBOL	X	Y	WID	HT
M1_4	66	100.4	24	24
Type 'A' Arrow	10.1	98.4	18.3	30
M1_4	20.4	27.3	24	24
Type 'A' Arrow	103.9	21.9	18.3	30



- NOTES:
- Legend and border shall be direct applied Grade C reflective sheeting.
 - Arrows and shields shall be Grade C reflective sheeting on 0.032" aluminum and demountable.
 - Background shall be Grade C reflective sheeting.
 - Proposed support spacing is 7.50'.

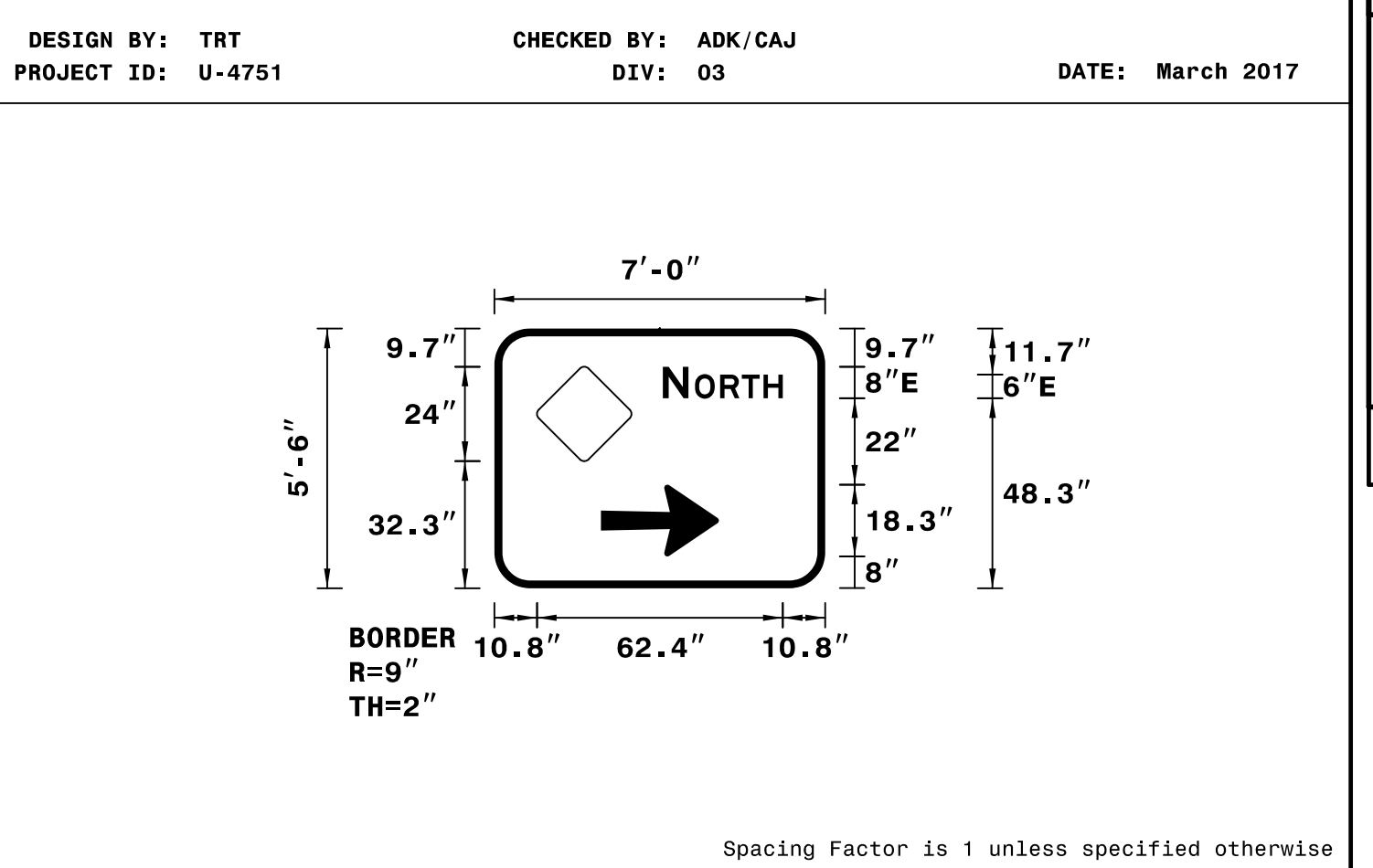
LETTER POSITIONS

Letter spacings are to start of next letter

Series/Size	Text Length
E 2000	10.4
E 2000	43.1
E 2000	30.3
EM 2000	83.1
E 2000	64.9
E 2000	30.4
EM 2000	83.1

SIGN NUMBER: 102
 TYPE: A
 QUANTITY: 1
 SIGN WIDTH: 7'-0"
 HEIGHT: 5'-6"
 TOTAL AREA: 38.5 Sq.Ft.
 BORDER TYPE: FLUSH
 RECESS: 0"
 WIDTH: 2"
 RADII: 9"
 NO. Z BARS: 2
 LENGTH: 76.0

SYMBOL	X	Y	WID	HT
M1-5-3-24-7C	10.8	32.3	24	24
Type 'A' Arrow	27	8	18.3	30



- NOTES:
- Legend and border shall be direct applied Grade C reflective sheeting.
 - Arrows and shields shall be Grade C reflective sheeting on 0.032" aluminum and demountable.
 - Background shall be Grade C reflective sheeting.
 - The North Carolina route number for the facility is to be determined and will be provided prior to sign fabrication.

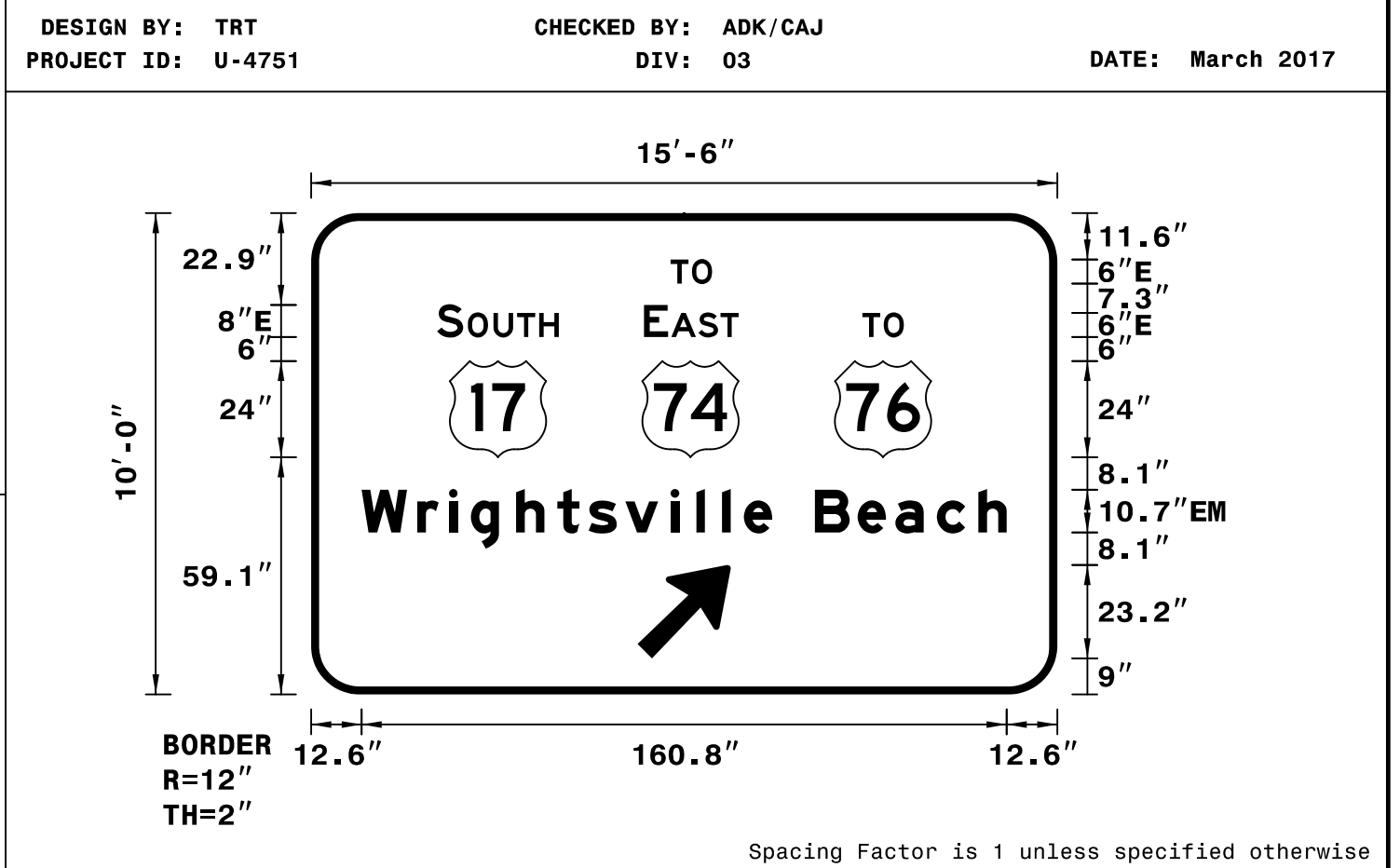
LETTER POSITIONS

Letter spacings are to start of next letter

Series/Size	Text Length
E 2000	30.4

SIGN NUMBER: 103
 TYPE: A
 QUANTITY: 1
 SIGN WIDTH: 15'-6"
 HEIGHT: 10'-0"
 TOTAL AREA: 155.0 Sq.Ft.
 BORDER TYPE: FLUSH
 RECESS: 0"
 WIDTH: 2"
 RADII: 12"
 NO. Z BARS: 3
 LENGTH: 178.0

SYMBOL	X	Y	WID	HT
M1_4	34.6	59.1	24	24
M1_4	82.6	59.1	24	24
M1_4	130.6	59.1	24	24
Type 'A' Arrow	81.4	9	18.3	30



- NOTES:
- Legend and border shall be direct applied Grade C reflective sheeting.
 - Arrows and shields shall be Grade C reflective sheeting on 0.032" aluminum and demountable.
 - Background shall be Grade C reflective sheeting.

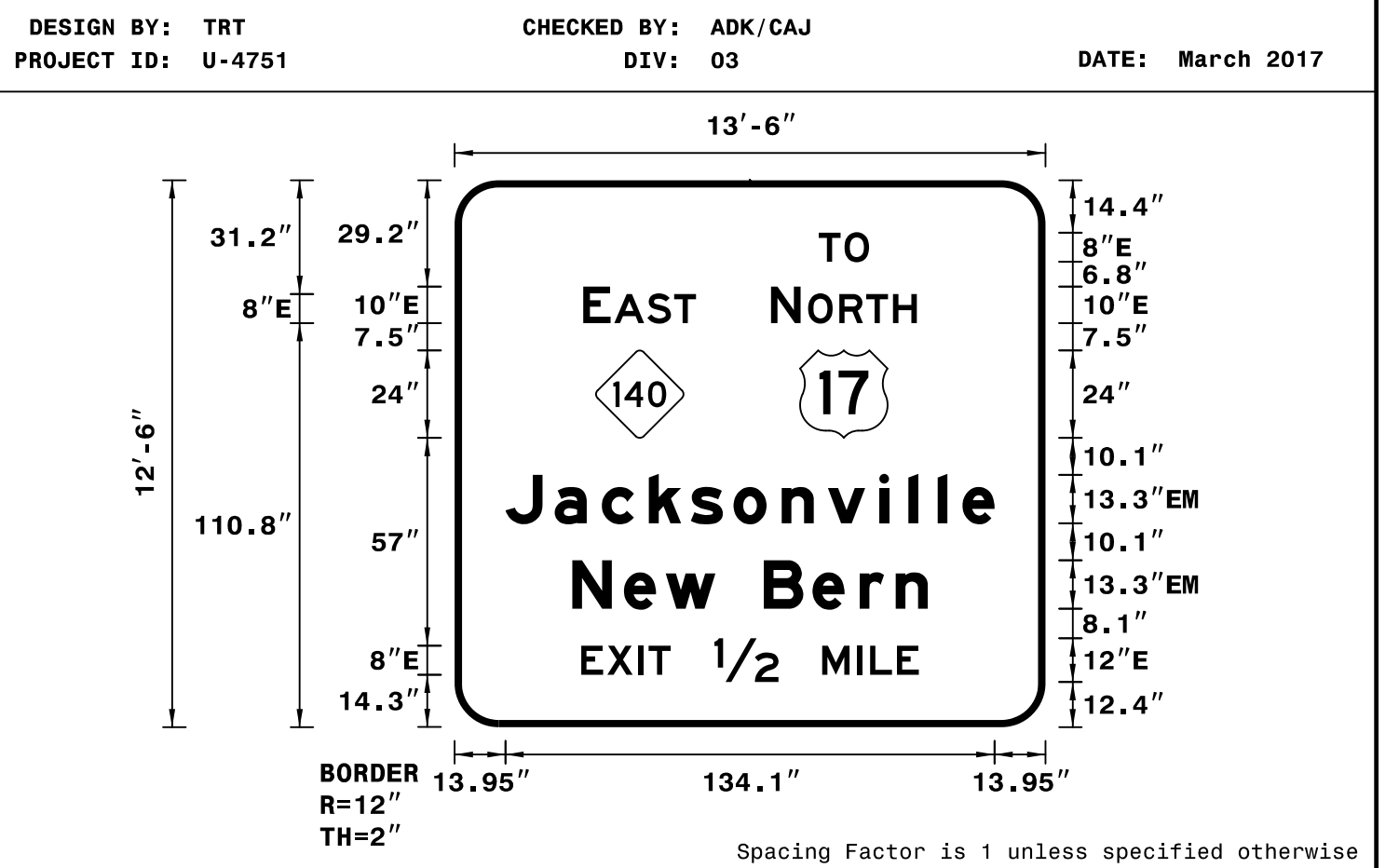
LETTER POSITIONS

Letter spacings are to start of next letter

Series/Size	Text Length
E 2000	10.4
E 2000	30.3
E 2000	23.6
E 2000	10.4
EM 2000	160.8

SIGN NUMBER: 104
 TYPE: A
 QUANTITY: 1
 SIGN WIDTH: 13'-6"
 HEIGHT: 12'-6"
 TOTAL AREA: 168.8 Sq.Ft.
 BORDER TYPE: FLUSH
 RECESS: 0"
 WIDTH: 2"
 RADII: 12"
 NO. Z BARS: 4
 LENGTH: 154.0

SYMBOL	X	Y	WID	HT
M1-5-3-24-7D	38.8	79.3	24	24
M1_4	94.7	79.3	24	24



- NOTES:
- Legend and border shall be direct applied Grade C reflective sheeting.
 - Arrows and shields shall be Grade C reflective sheeting on 0.032" aluminum and demountable.
 - Background shall be Grade C reflective sheeting.

LETTER POSITIONS

Letter spacings are to start of next letter

Series/Size	Text Length
E 2000	13.8
E 2000	30.9
E 2000	40
EM 2000	134.1
EM 2000	97.4
E 2000	92.5

APPROVED: Charles A. Johnson, III
DocuSigned by: Charles A. Johnson, III
 92A15E04775446...
 DATE: 7/6/2017



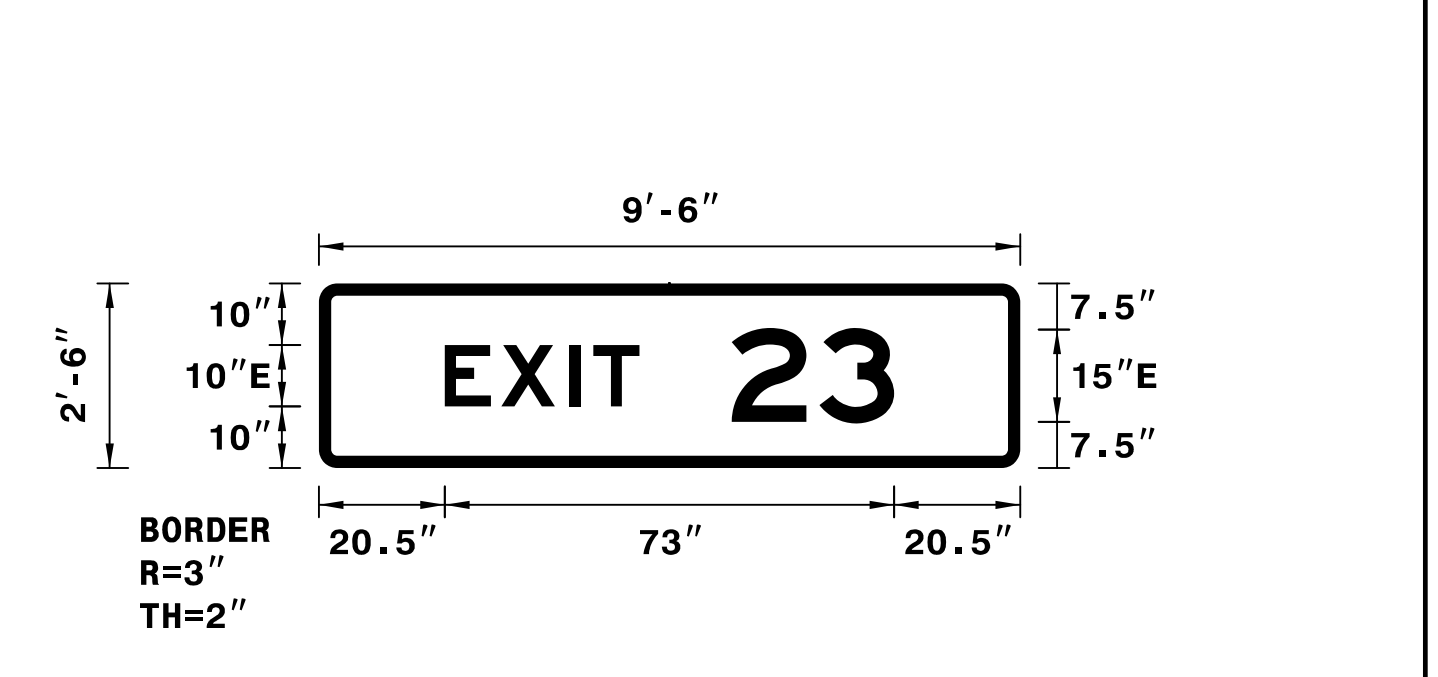
**DOCUMENT NOT CONSIDERED FINAL
 UNLESS ALL SIGNATURES COMPLETED**

SIGN NUMBER: 105A,106A,109A, BACKG COLOR: Green
 111A,112A COPY COLOR: White
 TYPE: B
 QUANTITY: 5

SYMBOL	X	Y	WID	HT
M1-5-3-36-12D	22.6	97.3	36	36

SIGN WIDTH: 9'-6"
 HEIGHT: 2'-6"
 TOTAL AREA: 23.8 Sq.Ft.
 BORDER TYPE: FLUSH
 RECESS: 0"
 WIDTH: 2"
 RADII: 3"
 MAT'L: 0.125" ALUMINUM
 NO. Z BARS: 2
 LENGTH: 106.0

DESIGN BY: TRT
 PROJECT ID: U-4751
 CHECKED BY: ADK/CAJ
 DIV: 03
 DATE: March 2017



Spacing Factor is 1 unless specified otherwise
 Spacing Factor for "EXIT" is 1.2

NOTES:
 1. Legend and border shall be direct applied Grade C reflective sheeting.
 2. Background shall be Grade C reflective sheeting.

LETTER POSITIONS


Letter spacings are to start of next letter										Series/Size Text Length
	E	X	I	T						E 2000
20.5	9.2	11.1	3.8	7.5	61.9					31.6
	2	3								E 2000
67.1	14.3	12.2	20.5							26.4

SIGN NUMBER: 105B,112B BACKG COLOR: Green
 TYPE: A COPY COLOR: White
 QUANTITY: 2

SYMBOL	X	Y	WID	HT
M1-5-3-36-12D	22.6	97.3	36	36

SIGN WIDTH: 13'-0"
 HEIGHT: 12'-6"
 TOTAL AREA: 162.5 Sq.Ft.
 BORDER TYPE: FLUSH
 RECESS: 0"
 WIDTH: 2"
 RADII: 12"
 MAT'L: 0.125" ALUMINUM
 NO. Z BARS: 4
 LENGTH: 148.0

DESIGN BY: TRT
 PROJECT ID: U-4751
 CHECKED BY: ADK/CAJ
 DIV: 03
 DATE: March 2017



Spacing Factor is 1 unless specified otherwise

NOTES:
 1. Legend and border shall be direct applied Grade C reflective sheeting.
 2. Shields shall be Grade C reflective sheeting on 0.032" aluminum and demountable.
 3. Background shall be Grade C reflective sheeting.
 4. The North Carolina route number for the facility is to be determined and will be provided prior to sign fabrication.

LETTER POSITIONS

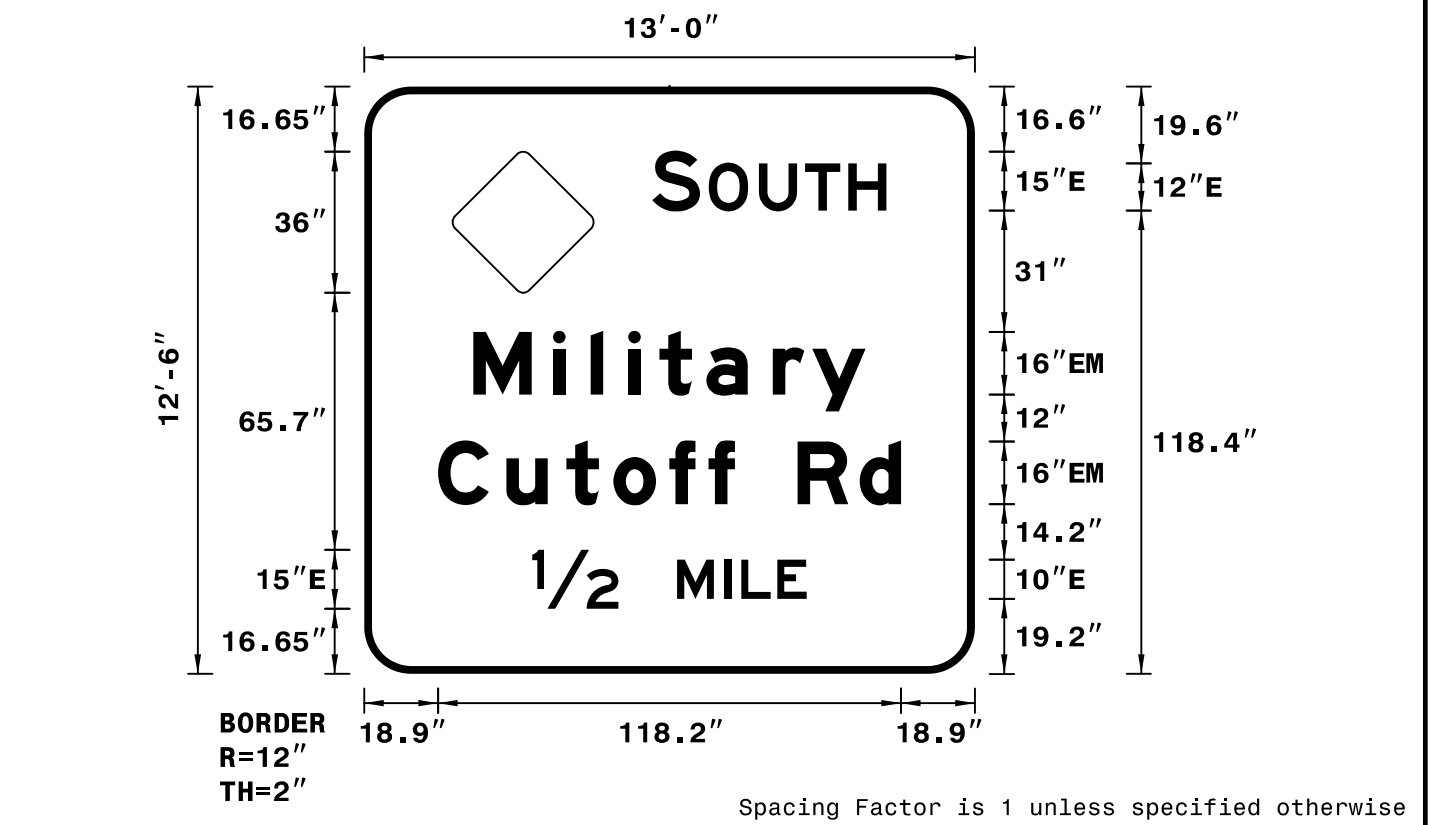
Letter spacings are to start of next letter										Series/Size Text Length
	S	O	U	T	H					E 2000
73.6	12.2	2.2	12.8	11.8	11	9.7	22.6			59.8
	M	I	L	I	T	A	R	Y		EM 2000
27.9	20.3	9.6	9.6	8	12	17	10.1	13.6	27.9	100.2
	C	U	T	O	F	F	R	D		EM 2000
18.9	17.4	15.4	12	14.2	10.1	6.7	16	15.8	10.6	118.2
	1	M	I	L	E					E 2000
51.7	4.5	15	12	4.4	9.2	7.5	51.7			52.6

SIGN NUMBER: 106B,111B BACKG COLOR: Green
 TYPE: A COPY COLOR: White
 QUANTITY: 2

SYMBOL	X	Y	WID	HT
M1-5-3-36-12D	22.6	97.3	36	36

SIGN WIDTH: 13'-0"
 HEIGHT: 12'-6"
 TOTAL AREA: 162.5 Sq.Ft.
 BORDER TYPE: FLUSH
 RECESS: 0"
 WIDTH: 2"
 RADII: 12"
 MAT'L: 0.125" ALUMINUM
 NO. Z BARS: 4
 LENGTH: 148.0

DESIGN BY: TRT
 PROJECT ID: U-4751
 CHECKED BY: ADK/CAJ
 DIV: 03
 DATE: March 2017



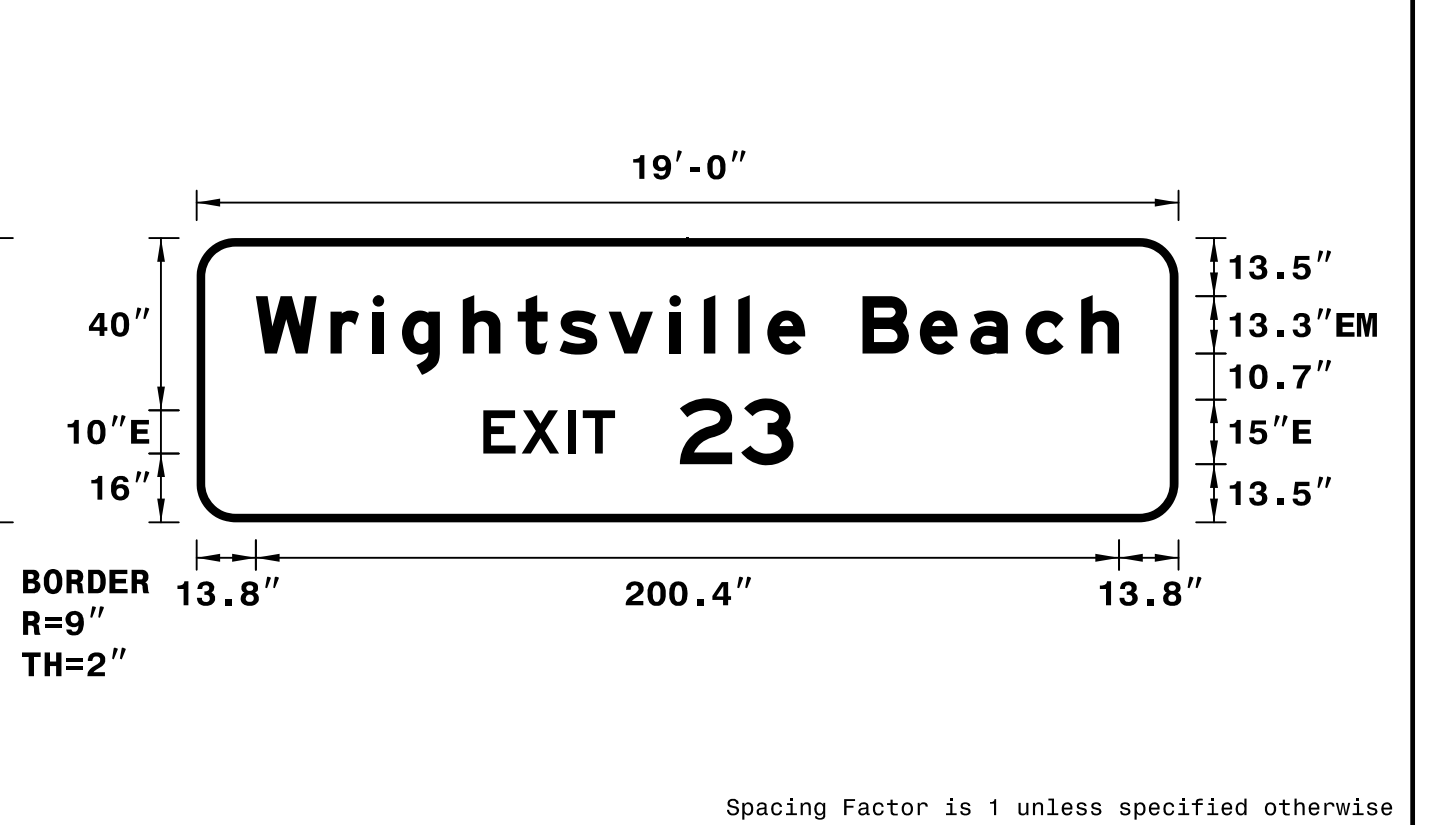
Spacing Factor is 1 unless specified otherwise

SIGN NUMBER: 107,110 BACKG COLOR: Green
 TYPE: A COPY COLOR: White
 QUANTITY: 2

SYMBOL	X	Y	WID	HT
M1-5-3-36-12D	22.6	97.3	36	36

SIGN WIDTH: 19'-0"
 HEIGHT: 5'-6"
 TOTAL AREA: 104.5 Sq.Ft.
 BORDER TYPE: FLUSH
 RECESS: 0"
 WIDTH: 2"
 RADII: 9"
 MAT'L: 0.125" ALUMINUM
 NO. Z BARS: 2
 LENGTH: 220.0

DESIGN BY: TRT
 PROJECT ID: U-4751
 CHECKED BY: ADK/CAJ
 DIV: 03
 DATE: March 2017



Spacing Factor is 1 unless specified otherwise

NOTES:
 1. Legend, border, and arrows shall be direct applied Grade C reflective sheeting.
 2. Background shall be Grade C reflective sheeting.
 3. EXIT 23 designed for future EXIT 23A.


LETTER POSITIONS

Letter spacings are to start of next letter										Series/Size Text Length
	S	O	U	T	H					E 2000
73.6	12.2	2.2	12.8	11.8	11	9.7	22.6			59.8
	M	I	L	I	T	A	R	Y		EM 2000
27.9	20.3	9.6	9.6	8	12	17	10.1	13.6	27.9	100.2
	C	U	T	O	F	F	R	D		EM 2000
18.9	17.4	15.4	12	14.2	10.1	6.7	16	15.8	10.6	118.2
	1/2	M	I	L	E					E 2000
43	22	15	12	4.4	9.2	7.5	43			70.1

LETTER POSITIONS

Letter spacings are to start of next letter										Series/Size Text Length										
	W	r	i	g	h	t	s	v	i	l	l	e	B	e	a	c	h			EM 2000
13.8	17.3	9.8	6.8	14.1	12.8	9.7	11.4	14.1	8	8	6.8	8.8	13.3	13.3	11.7	12.9	12.9	8.8	13.8	200.4
	E	X	I	T																E 2000
66.6	8.9	10.7	3.5	7.5	15	14.2	12.2	89.4												72

APPROVED: Charles A. Johnson, III
 DATE: 7/6/2017



DOCUMENT NOT CONSIDERED FINAL
 UNLESS ALL SIGNATURES COMPLETED

SIGN NUMBER: 108A BACKG COLOR: Green
 TYPE: A COPY COLOR: White
 QUANTITY: 1

SYMBOL	X	Y	WID	HT

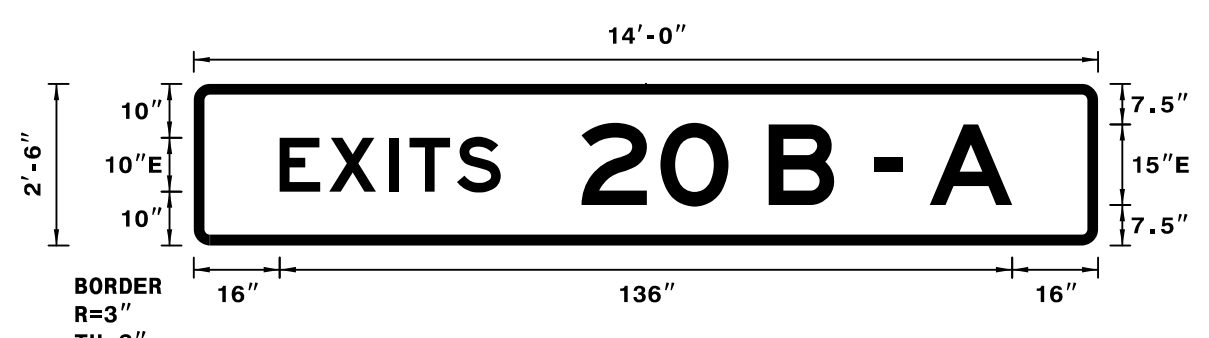
SIGN WIDTH: 14'-0"
 HEIGHT: 2'-6"
 TOTAL AREA: 35.0 Sq.Ft.

BORDER TYPE: FLUSH
 RECESS: 0"
 WIDTH: 2"
 RADII: 3"

MAT'L: 0.125" ALUMINUM

NO. Z BARS: 2
 LENGTH: 160.0

DESIGN BY: TRT CHECKED BY: ADK/CAJ
 PROJECT ID: U-4751 DIV: 03 DATE: March 2017



Spacing Factor is 1 unless specified otherwise
 Spacing Factor for "EXITS" is 1.2

NOTES:
 1. Legend and border shall be direct applied Grade C reflective sheeting.
 2. Background shall be Grade C reflective sheeting.

LETTER POSITIONS

Letter spacings are to start of next letter													Series/Size
													Text Length
	E	X	I	T	S								E 2000
16	9.2	11.1	3.8	8.8	8.1	111							41
	2	0		B	-	A							E 2000
72	14.7	12.6	7.5	12.2	7.5	5.3	5	15.3	16				80

SIGN NUMBER: 108B BACKG COLOR: Green
 TYPE: A COPY COLOR: White
 QUANTITY: 1

SYMBOL	X	Y	WID	HT
M1_1	72	97.7	36	36

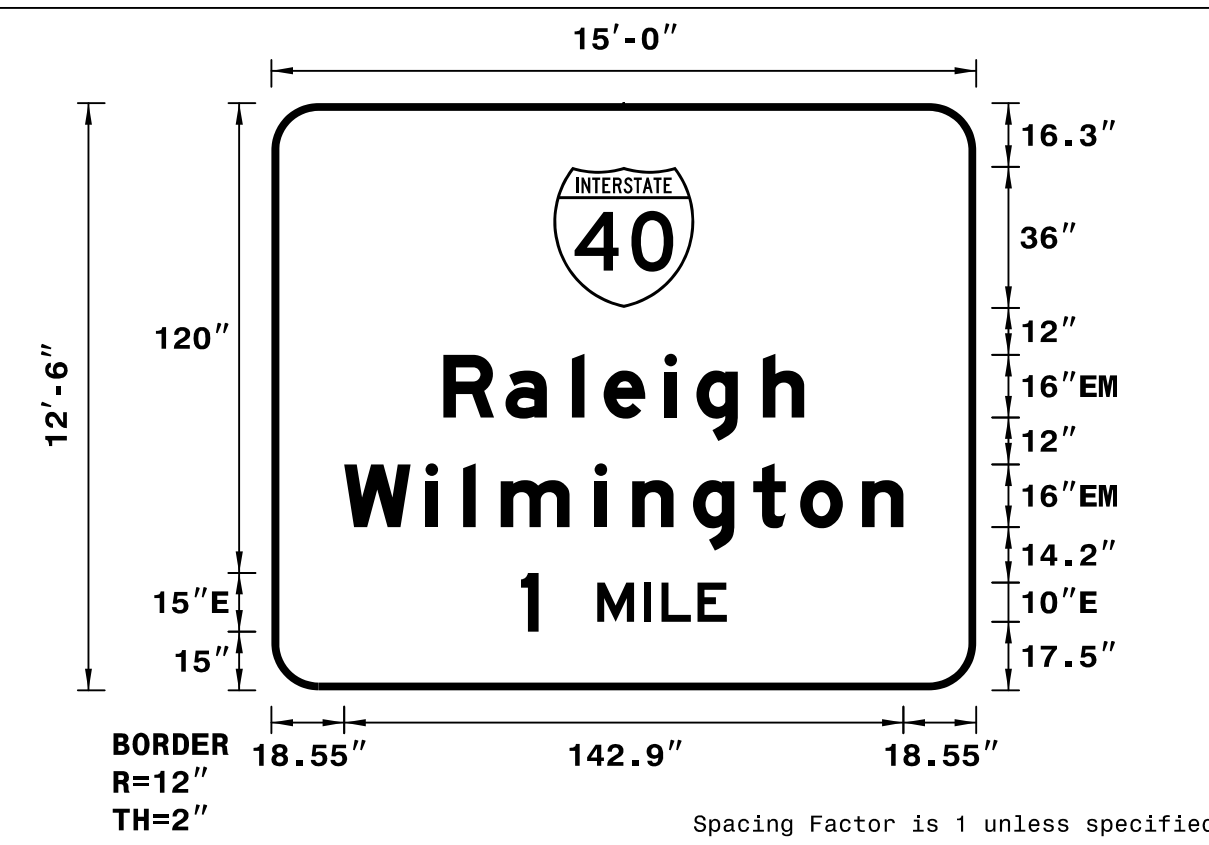
SIGN WIDTH: 15'-0"
 HEIGHT: 12'-6"
 TOTAL AREA: 187.5 Sq.Ft.

BORDER TYPE: FLUSH
 RECESS: 0"
 WIDTH: 2"
 RADII: 12"

MAT'L: 0.125" ALUMINUM

NO. Z BARS: 4
 LENGTH: 172.0

DESIGN BY: TRT CHECKED BY: ADK/CAJ
 PROJECT ID: U-4751 DIV: 03 DATE: March 2017



Spacing Factor is 1 unless specified otherwise

NOTES:
 1. Legend and border shall be direct applied Grade C reflective sheeting.
 2. Shields shall be Grade C reflective sheeting on 0.032" aluminum and demountable.
 3. Background shall be Grade C reflective sheeting.

LETTER POSITIONS

Letter spacings are to start of next letter													Series/Size
													Text Length
	R	a	l	e	i	g	h						EM 2000
43.9	15.8	17	8.2	15.5	8.2	17	10.6	43.9					92.2
	W	i	l	m	i	n	g	t	o	n			EM 2000
18.6	20.8	9.6	9.6	24	9.6	15.5	15.4	12	15.8	10.6	18.6		142.9
	1	M	I	L	E								E 2000
63.7	4.5	15	12	4.4	9.2	7.5	63.7						52.6

SIGN NUMBER: 109B BACKG COLOR: Green
 TYPE: A COPY COLOR: White
 QUANTITY: 1

SYMBOL	X	Y	WID	HT
M1-5-3-36-12D	22.6	110.7	36	36
Type 'A' Arrow	64.3	15.3	22.4	35.3

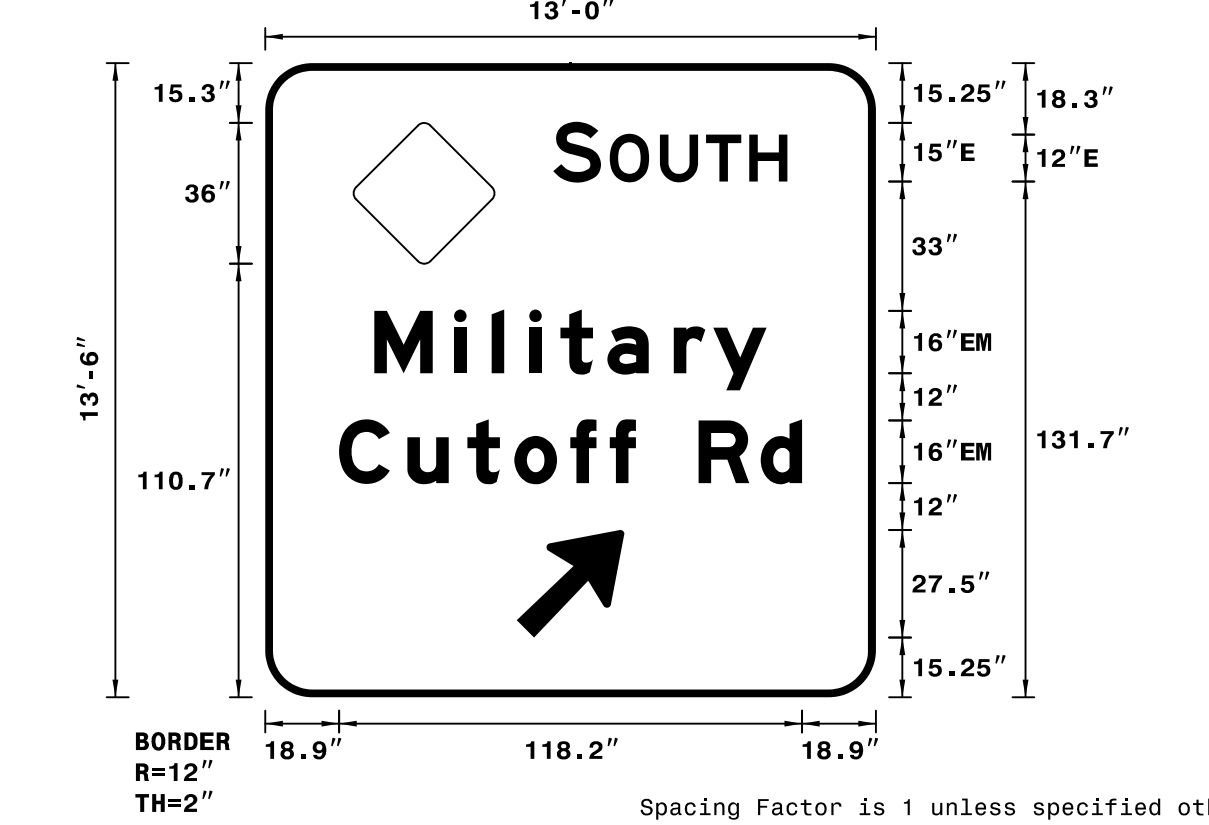
SIGN WIDTH: 13'-0"
 HEIGHT: 13'-6"
 TOTAL AREA: 175.5 Sq.Ft.

BORDER TYPE: FLUSH
 RECESS: 0"
 WIDTH: 2"
 RADII: 12"

MAT'L: 0.125" ALUMINUM

NO. Z BARS: 4
 LENGTH: 148.0

DESIGN BY: TRT CHECKED BY: ADK/CAJ
 PROJECT ID: U-4751 DIV: 03 DATE: March 2017



Spacing Factor is 1 unless specified otherwise

SIGN NUMBER: 201A,202A,203,204 BACKG COLOR: Green
 TYPE: A COPY COLOR: White
 QUANTITY: 4

SYMBOL	X	Y	WID	HT
Type 'A' Arrow	24.6	6.3	18.3	29.3

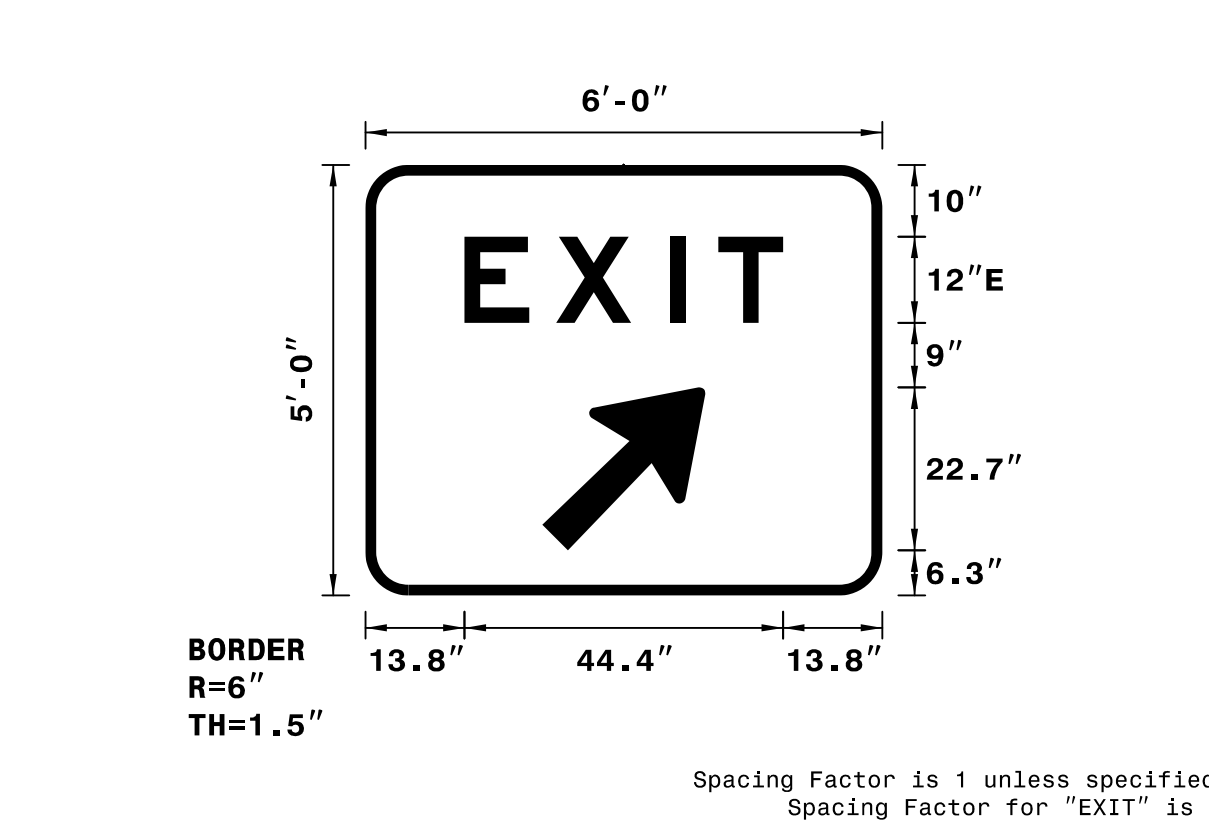
SIGN WIDTH: 6'-0"
 HEIGHT: 5'-0"
 TOTAL AREA: 30.0 Sq.Ft.

BORDER TYPE: FLUSH
 RECESS: 0"
 WIDTH: 1.5"
 RADII: 6"

MAT'L: 0.125" ALUMINUM

NO. Z BARS: 2
 LENGTH: 64.0

DESIGN BY: TRT CHECKED BY: ADK/CAJ
 PROJECT ID: U-4751 DIV: 03 DATE: March 2017



Spacing Factor is 1 unless specified otherwise
 Spacing Factor for "EXIT" is 2.25

NOTES:
 1. Legend and border shall be direct applied Grade C reflective sheeting.
 2. Arrows shall be Grade C reflective sheeting on 0.032" aluminum and demountable.
 3. Background shall be Grade C reflective sheeting.
 4. Sign 203 proposed support spacing is 3.81'.


LETTER POSITIONS

Letter spacings are to start of next letter													Series/Size
													Text Length
	S	O	U	T	H								E 2000
73.6	12.2	2.2	12.8	11.8	11	9.7	22.6						59.8
	M	i	l	i	t	a	r	y					EM 2000
27.9	20.3	9.6	9.6	8	12	17	10.1	13.6	27.9				100.2
	C	u	t	o	f	f	R	d					EM 2000
18.9	17.4	15.4	12	14.2	10.1	6.7	16	15.8	10.6	18.9			118.2

LETTER POSITIONS

Letter spacings are to start of next letter													Series/Size
													Text Length
	E	X	I	T									E 2000
13.8	12.8	15.8	6.8	9	13.8								44.4

APPROVED: *Charles A. Johnson, III*
 DATE: 7/6/2017



DOCUMENT NOT CONSIDERED FINAL
 UNLESS ALL SIGNATURES COMPLETED

SIGN NUMBER: 201B,202B BACKG COLOR: Yellow
 TYPE: B COPY COLOR: Black
 QUANTITY: 2

SYMBOL	X	Y	WID	HT

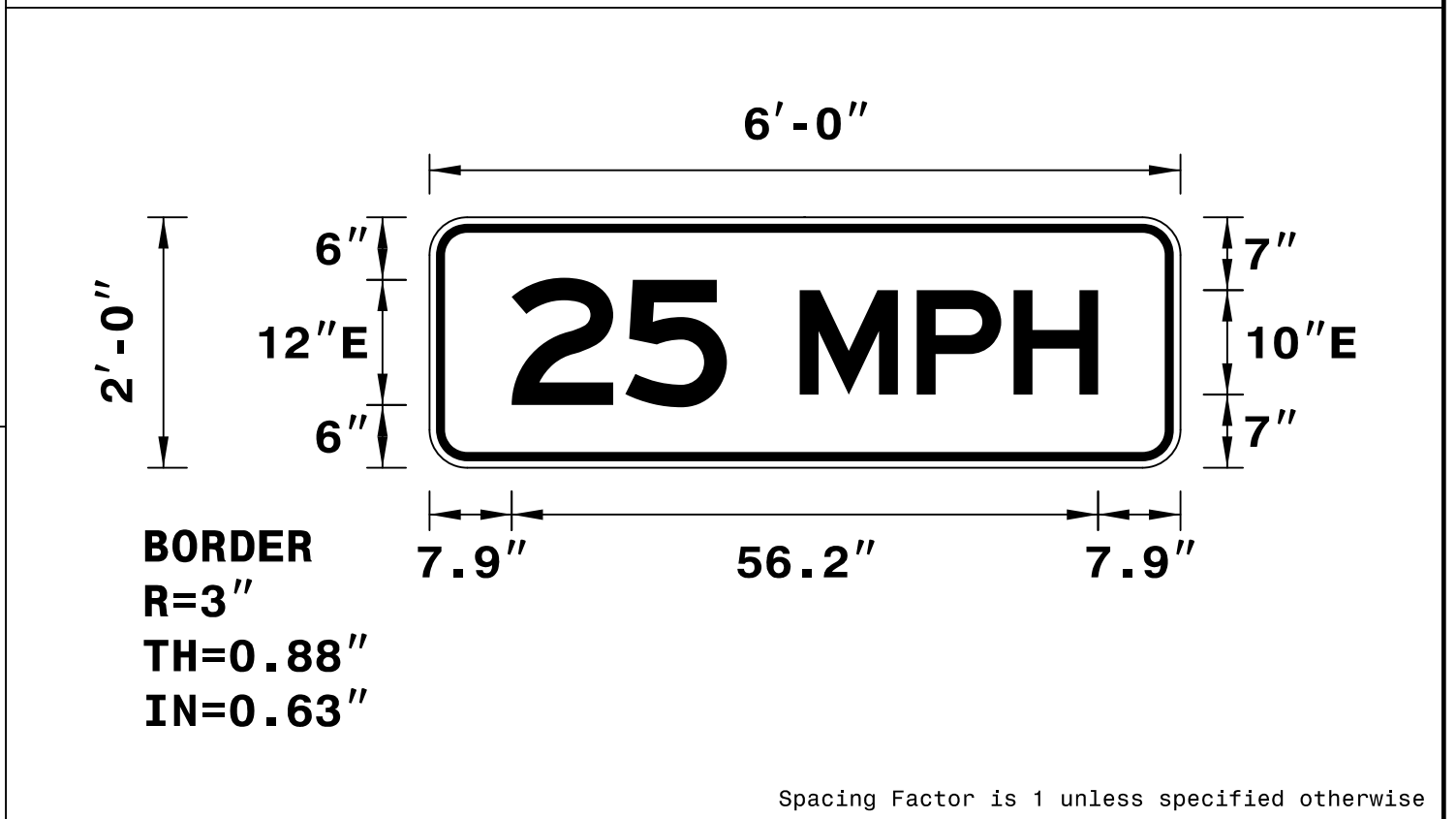
SIGN WIDTH: 6'-0"
 HEIGHT: 2'-0"
 TOTAL AREA: 12.0 Sq.Ft.

BORDER TYPE: RECESSED
 RECESS: 0.63"
 WIDTH: 0.88"
 RADII: 3"

MAT'L: 0.125" ALUMINUM

NO. Z BARS: 2
 LENGTH: 64.0

DESIGN BY: TRT CHECKED BY: ADK/CAJ
 PROJECT ID: U-4751 DIV: 03 DATE: March 2017



NOTES:
 1. Legend and border shall be direct applied non-reflective sheeting.
 2. Background shall be Grade C reflective sheeting.

LETTER POSITIONS

Letter spacings are to start of next letter										Series/Size
	2	5	M	P	H					Text Length
	7.9	10.9	9.7	7	11.2	9.3	8.1	7.9		E 2000
										56.2

SIGN NUMBER: 205A,206 BACKG COLOR: Green
 TYPE: A COPY COLOR: White
 QUANTITY: 2

SYMBOL	X	Y	WID	HT
Type 'A' Arrow	49.3	6.3	18.3	29.3

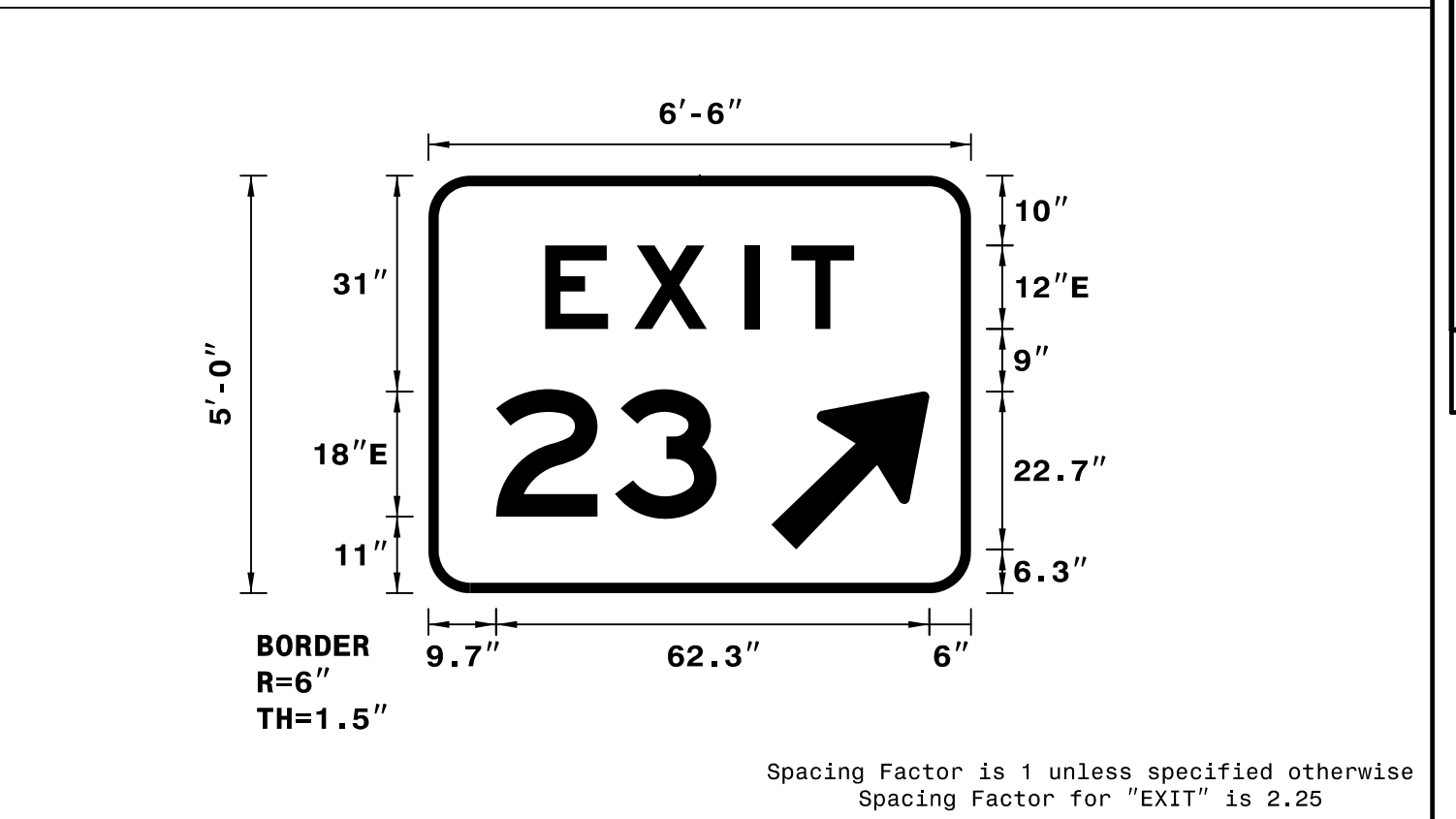
SIGN WIDTH: 6'-6"
 HEIGHT: 5'-0"
 TOTAL AREA: 32.5 Sq.Ft.

BORDER TYPE: FLUSH
 RECESS: 0"
 WIDTH: 1.5"
 RADII: 6"

MAT'L: 0.125" ALUMINUM

NO. Z BARS: 2
 LENGTH: 70.0

DESIGN BY: TRT CHECKED BY: ADK/CAJ
 PROJECT ID: U-4751 DIV: 03 DATE: March 2017



NOTES:
 1. Legend and border shall be direct applied Grade C reflective sheeting.
 2. Arrows shall be Grade C reflective sheeting on 0.032" aluminum and demountable.
 3. Background shall be Grade C reflective sheeting.

LETTER POSITIONS

Letter spacings are to start of next letter										Series/Size
	E	X	I	T						Text Length
	16.8	12.8	15.8	6.8	9	16.8				E 2000
		2	3							44.4
										E 2000
										31.7

SIGN NUMBER: 205B BACKG COLOR: Yellow
 TYPE: B COPY COLOR: Black
 QUANTITY: 1

SYMBOL	X	Y	WID	HT

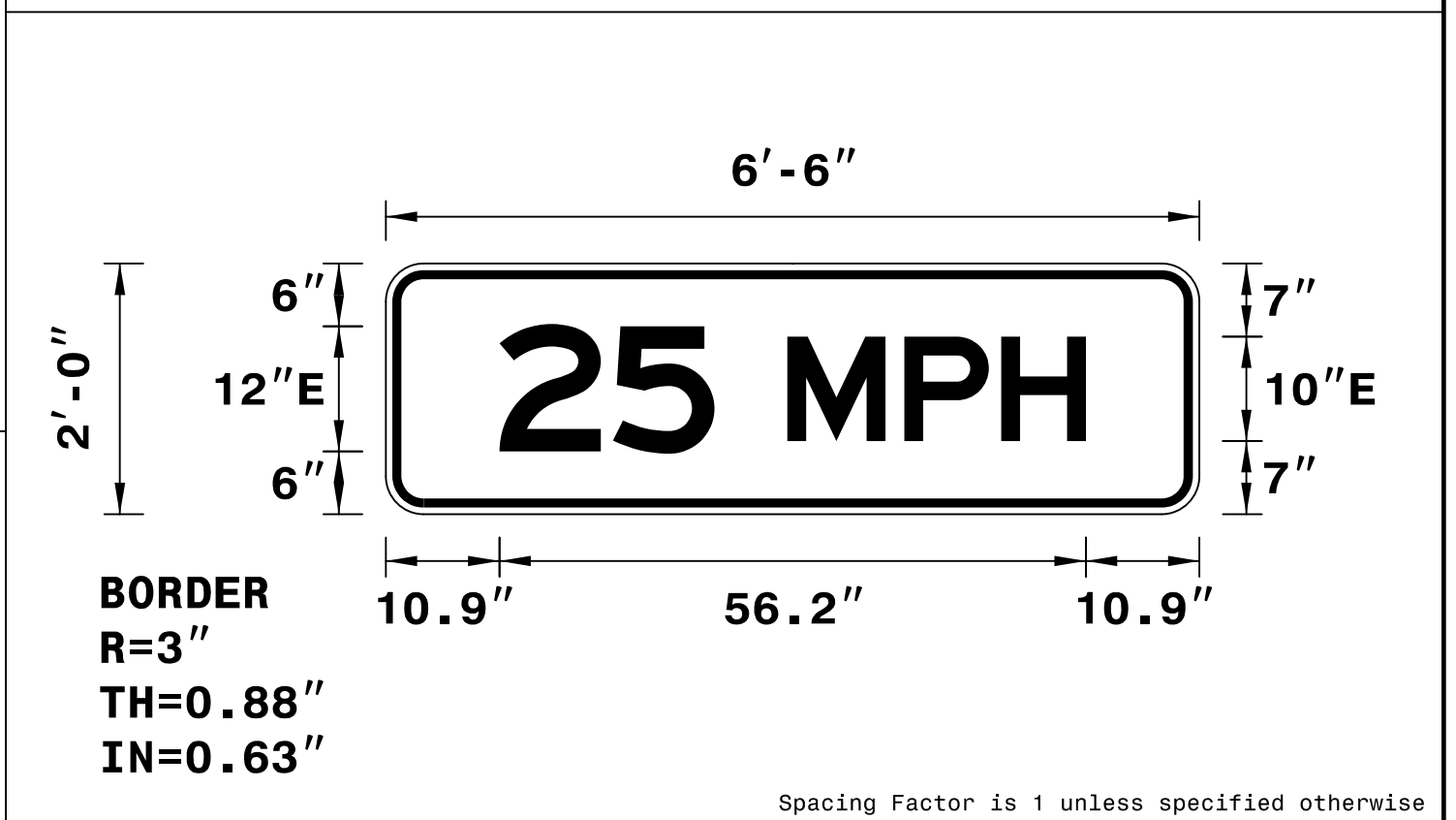
SIGN WIDTH: 6'-6"
 HEIGHT: 2'-0"
 TOTAL AREA: 13.0 Sq.Ft.

BORDER TYPE: RECESSED
 RECESS: 0.63"
 WIDTH: 0.88"
 RADII: 3"

MAT'L: 0.125" ALUMINUM

NO. Z BARS: 2
 LENGTH: 70.0

DESIGN BY: TRT CHECKED BY: ADK/CAJ
 PROJECT ID: U-4751 DIV: 03 DATE: March 2017



NOTES:
 1. Legend and border shall be direct applied non-reflective sheeting.
 2. Background shall be Grade C reflective sheeting.

LETTER POSITIONS

Letter spacings are to start of next letter										Series/Size
	2	5	M	P	H					Text Length
	10.9	10.9	9.7	7	11.2	9.3	8.1	10.9		E 2000
										56.2

SIGN NUMBER: 301 BACKG COLOR: Green
 TYPE: D COPY COLOR: White
 QUANTITY: 1

SYMBOL	X	Y	WID	HT
Type 'D' Arrow	6.8	18	6	9
Type 'D' Arrow	38.2	4.3	6	9

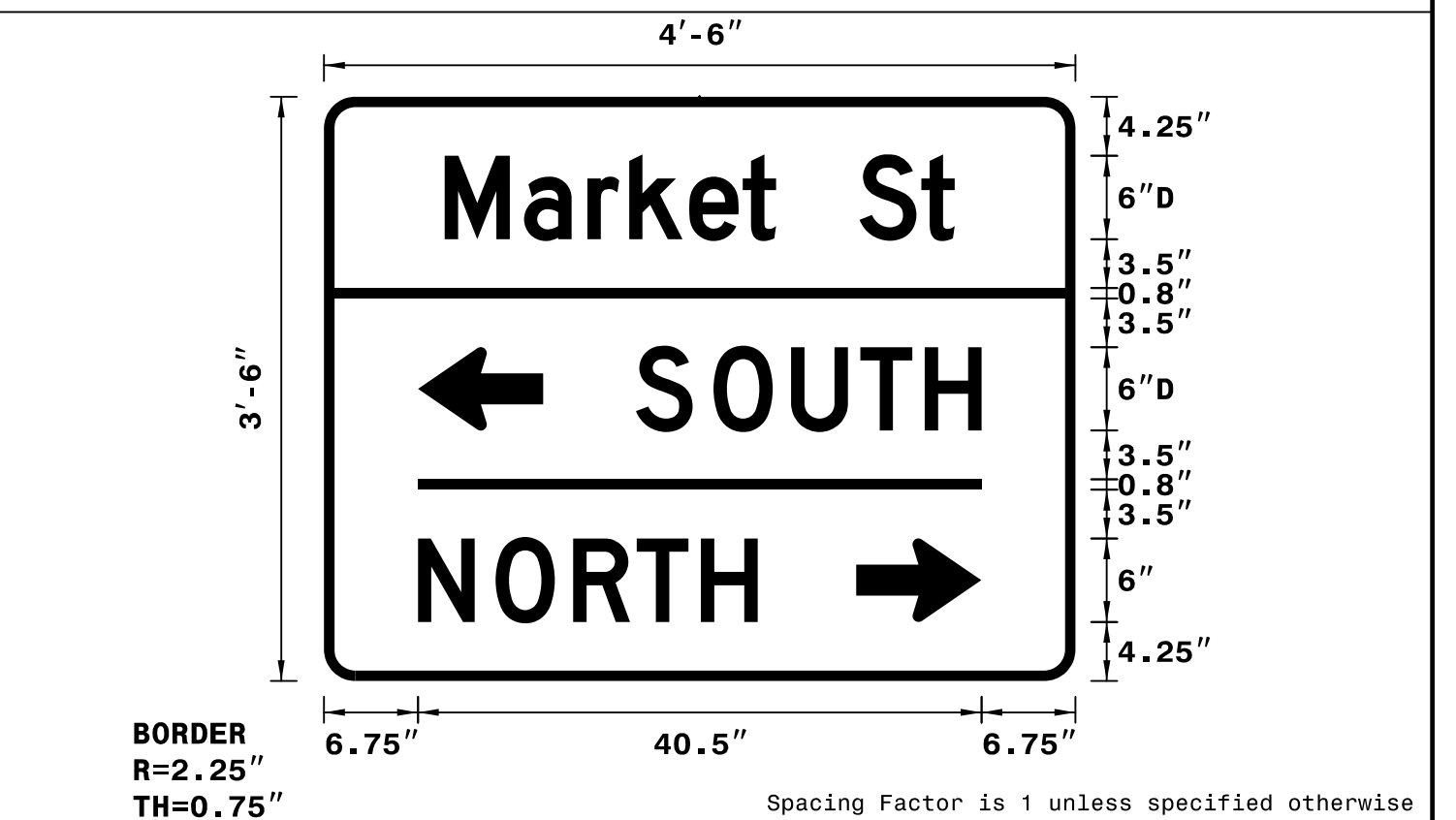
SIGN WIDTH: 4'-6"
 HEIGHT: 3'-6"
 TOTAL AREA: 15.8 Sq.Ft.

BORDER TYPE: FLUSH
 RECESS: 0"
 WIDTH: 0.75"
 RADII: 2.25"

MAT'L: 0.125" ALUMINUM

NO. Z BARS: N/A
 LENGTH: N/A

DESIGN BY: TRT CHECKED BY: ADK/CAJ
 PROJECT ID: U-4751 DIV: 03 DATE: March 2017



NOTES:
 1. Legend and border shall be direct applied Grade C reflective sheeting.
 2. Background shall be Grade C reflective sheeting.

LETTER POSITIONS

Letter spacings are to start of next letter										Series/Size		
	M	a	r	k	e	t	s	t		Text Length		
	8.7	5.7	4.6	3	4.3	3.8	2.4	6	4.4	2.4	8.7	D 2000
												36.7
												D 2000
												24.8
												D 2000
												24.4



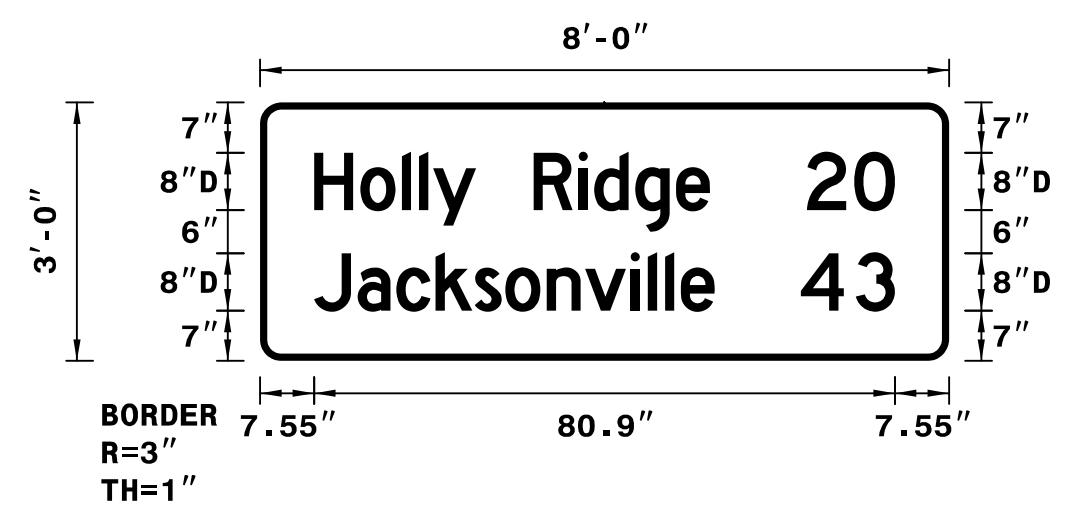
DOCUMENT NOT CONSIDERED FINAL UNLESS ALL SIGNATURES COMPLETED

SIGN NUMBER: 302 BACKG COLOR: Green
TYPE: D COPY COLOR: White
QUANTITY: 1

SYMBOL	X	Y	WID	HT

SIGN WIDTH: 8'-0"
HEIGHT: 3'-0"
TOTAL AREA: 24.0 Sq.Ft.
BORDER TYPE: FLUSH
RECESS: 0"
WIDTH: 1"
RADII: 3"
MAT'L: 0.125" ALUMINUM
NO. Z BARS: N/A
LENGTH: N/A

DESIGN BY: TRT CHECKED BY: ADK/CAJ
PROJECT ID: U-4751 DIV: 03 DATE: March 2017



Spacing Factor is 1 unless specified otherwise

- NOTES:
- Legend and border shall be direct applied Grade C reflective sheeting.
 - Background shall be Grade C reflective sheeting.

LETTER POSITIONS

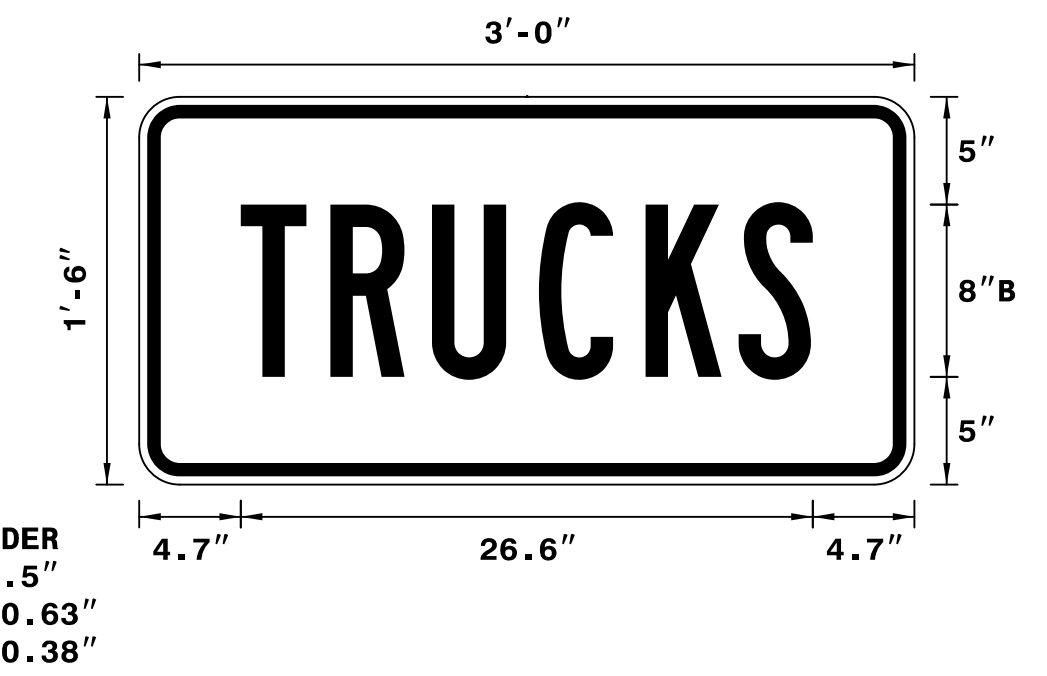
Letter spacings are to start of next letter																	Series/Size
																	Text Length
7.5	6.4	5.8	2.4	2	6	8	6.3	2.2	5.7	5.7	4.7	33.3					D 2000
																	55.1
																	D 2000
76.2	6.6	5.7	7.5														12.2
																	D 2000
																	55.8
																	D 2000
																	13.1

SIGN NUMBER: 303 BACKG COLOR: White
TYPE: D COPY COLOR: Black
QUANTITY: 1

SYMBOL	X	Y	WID	HT

SIGN WIDTH: 3'-0"
HEIGHT: 1'-6"
TOTAL AREA: 4.5 Sq.Ft.
BORDER TYPE: RECESSED
RECESS: 0.38"
WIDTH: 0.63"
RADII: 1.5"
MAT'L: 0.080" ALUMINUM
NO. Z BARS: N/A
LENGTH: N/A

DESIGN BY: TRT CHECKED BY: ADK/CAJ
PROJECT ID: U-4751 DIV: 03 DATE: May 2017








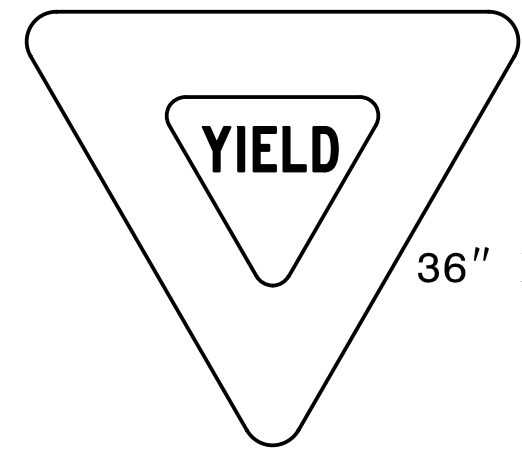

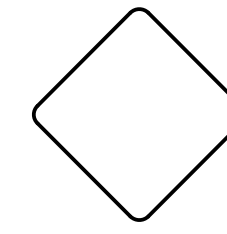















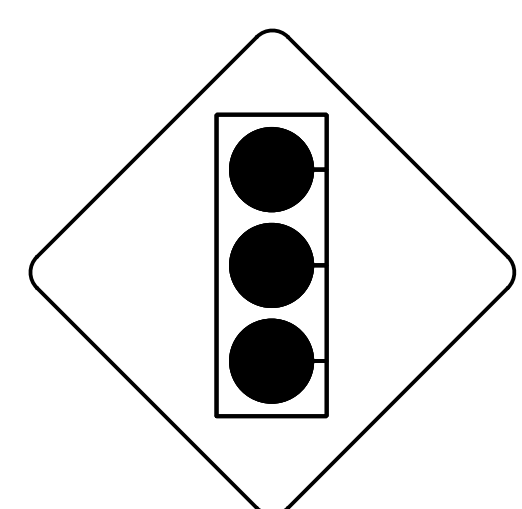

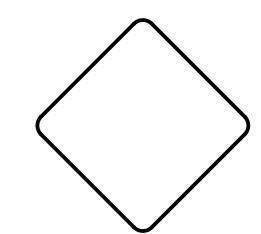
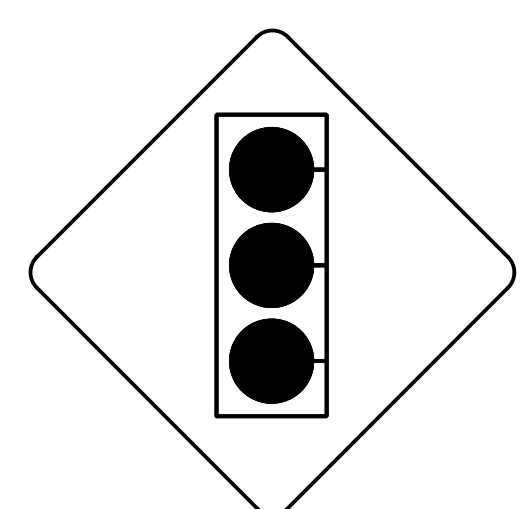




Spacing Factor is 1 unless specified otherwise

- NOTES:
- Legend and border shall be direct applied non-reflective sheeting.
 - Background shall be Grade C reflective sheeting.
 - Mount above Sign 437 (NO U-TURN Sign) in 1 installation.


LETTER POSITIONS

Letter spacings are to start of next letter											Series/Size
											Text Length
4.7	4.2	4.7	5	5	4.3	3.4	4.7				B 2000
											26.6

<p>401 QUANTITY REQ'D 13</p>  <p>36" X 36" R1-1</p> <p>ONE "U" POST PER SIGN MOUNT BELOW SIGN 402 IN 11 INSTALLATIONS</p>	<p>406 QUANTITY REQ'D 2</p>  <p>30" X 30" W1-1(R)</p> <p>ONE "U" POST PER SIGN</p>	<p>411 QUANTITY REQ'D 5</p>  <p>54" X 18" R6-1(L)</p> <p>TWO "U" POSTS PER SIGN</p>	<p>416 QUANTITY REQ'D 25</p>  <p>36" X 48" W1-8 (R)</p> <p>INSTALL ON TWO "U" POSTS PER SIGN SPACED APPROX 24 INCHES APART ON SUPPORT CENTERS INSTALL 34 INCH HORIZONTAL CROSS BRACING LEAVING A 1 INCH MARGIN FROM LEFT AND RIGHT EDGES OF SIGN INSTALLATION HEIGHT: BOTTOM OF SIGN SHALL BE 4 FEET ABOVE THE EDGE OF TRAVEL LANE ELEVATION (LEFT EDGELINE OF RAMP) ALL OTHER PORTIONS OF ROADWAY STANDARD DRAWING 904.50 APPLY</p>	<p>424 QUANTITY REQ'D 1</p>  <p>48" X 48" W9-1 (R)</p> <p>TWO "U" POSTS PER SIGN</p>		
<p>402 QUANTITY REQ'D 18</p>  <p>54" X 18" R6-1(R)</p> <p>TWO "U" POSTS PER SIGN</p>	<p>407 QUANTITY REQ'D 2</p>  <p>18" X 18" W13-1P</p> <p>MOUNT BELOW SIGN 406 IN 2 INSTALLATIONS</p>	<p>412 QUANTITY REQ'D 8</p>  <p>36" X 36" X 36" R1-2</p> <p>ONE "U" POST PER SIGN</p>	<p>417 QUANTITY REQ'D 2</p>  <p>30" X 30" W3-1</p> <p>ONE "U" POST PER SIGN</p>	<p>421 QUANTITY REQ'D 12</p>  <p>18" X 18" OM4-3</p> <p>ONE 7' "U" POST PER SIGN</p>	<p>425 QUANTITY REQ'D 1</p>  <p>48" X 48" W4-2 (R)</p> <p>TWO "U" POSTS PER SIGN</p>	<p>428 QUANTITY REQ'D 10</p>  <p>24" X 30" R2-1</p> <p>ONE "U" POST PER SIGN</p>
<p>403 QUANTITY REQ'D 7</p>  <p>30" X 36" R2-1</p> <p>ONE "U" POST PER SIGN</p>	<p>408 QUANTITY REQ'D 2</p>  <p>36" X 36" W4-6</p> <p>ONE "U" POST PER SIGN</p>	<p>413 QUANTITY REQ'D 4</p>  <p>36" X 36" R3-7 (R)</p> <p>ONE "U" POST PER SIGN</p>	<p>418 QUANTITY REQ'D 1</p>  <p>36" X 36" W9-1</p> <p>ONE "U" POST PER SIGN</p>	<p>422 QUANTITY REQ'D 4</p>  <p>30" X 30" W14-2</p> <p>ONE "U" POST PER SIGN</p>	<p>426 QUANTITY REQ'D 3</p>  <p>48" X 60" R2-1</p> <p>TWO "U" POSTS PER SIGN</p>	<p>429 QUANTITY REQ'D 7</p>  <p>18" X 24" W1-8(L)</p> <p>ONE "U" POST PER SIGN</p>
<p>404 QUANTITY REQ'D 25</p>  <p>36" X 24" R5-1a</p> <p>ONE "U" POST PER SIGN</p>	<p>409 QUANTITY REQ'D 25</p>  <p>24" X 30" R4-7</p> <p>ONE "U" POST PER SIGN</p>	<p>414 QUANTITY REQ'D 3</p>  <p>48" X 48" W4-3</p> <p>TWO "U" POSTS PER SIGN</p>	<p>419 QUANTITY REQ'D 1</p>  <p>36" X 36" W4-2 (R)</p> <p>ONE "U" POST PER SIGN</p>	<p>423 QUANTITY REQ'D 2</p>  <p>48" X 48" W4-1 (R)</p> <p>TWO "U" POSTS PER SIGN</p>	<p>427 QUANTITY REQ'D 2</p>  <p>36" X 36" R3-7 (L)</p> <p>ONE "U" POST PER SIGN</p>	<p>430 QUANTITY REQ'D 5</p>  <p>42" X 30" R5-1a</p> <p>TWO "U" POSTS PER SIGN</p>
<p>405 QUANTITY REQ'D 25</p>  <p>36" X 36" R5-1</p> <p>ONE "U" POST PER SIGN</p>	<p>410 QUANTITY REQ'D 25</p>  <p>18" X 18" OM1-3</p> <p>MOUNT BELOW SIGN 409 IN 23 INSTALLATIONS</p>	<p>415 QUANTITY REQ'D 3</p>  <p>48" X 48" W3-3</p> <p>TWO "U" POSTS PER SIGN</p>	<p>420 QUANTITY REQ'D 15</p>  <p>36" X 36" W12-1</p> <p>ONE "U" POST PER SIGN</p>	<p style="text-align: center;">HNTB HNTB NORTH CAROLINA, P.C. 343 E. Six Forks Road, Suite 200 Raleigh, North Carolina 27609 NC License No: C-1554 (919) 546-8997</p> <p style="text-align: right;">TYPE 'E' SIGNS</p>		

TIP NO. U-4751	SHEET NO. SIGN-4J
APPROVED: <u>Charles A. Johnson, III</u> <small>SEAL 20675</small>	
DATE: 7/6/2017	
	
DOCUMENT NOT CONSIDERED FINAL UNLESS ALL SIGNATURES COMPLETED	


431 QUANTITY REQ'D 1



48" X 48"
W9-1(L)

TWO "U" POSTS PER SIGN


436 QUANTITY REQ'D 2



30" X 30"
R10-15

ONE "U" POST PER SIGN


432 QUANTITY REQ'D 2



48" X 48"
W4-2(L)

TWO "U" POSTS PER SIGN


437 QUANTITY REQ'D 2



36" X 36"
R3-4

ONE "U" POST PER SIGN
IN 1 INSTALLATION
TWO "U" POSTS PER SIGN
IN 1 INSTALLATION


433 QUANTITY REQ'D 1



36" X 36"
W8-3

ONE "U" POST PER SIGN

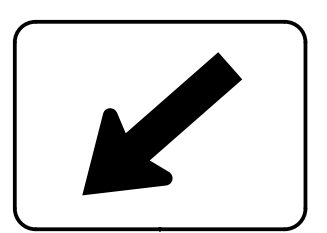
434 QUANTITY REQ'D 2



36" X 36"
W11-2


ONE "U" POST PER SIGN

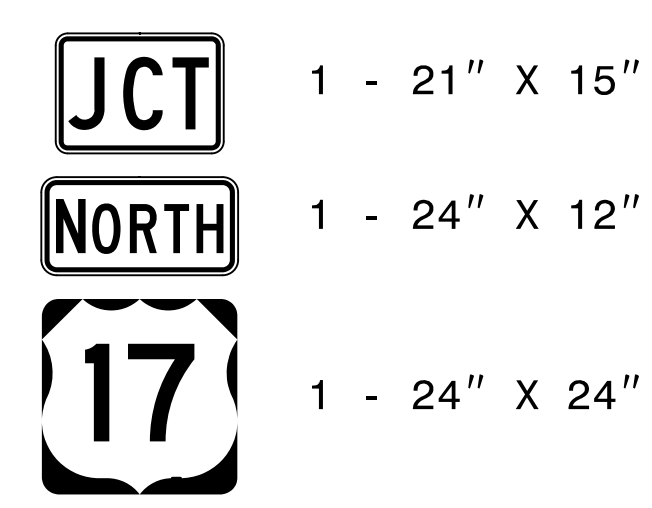
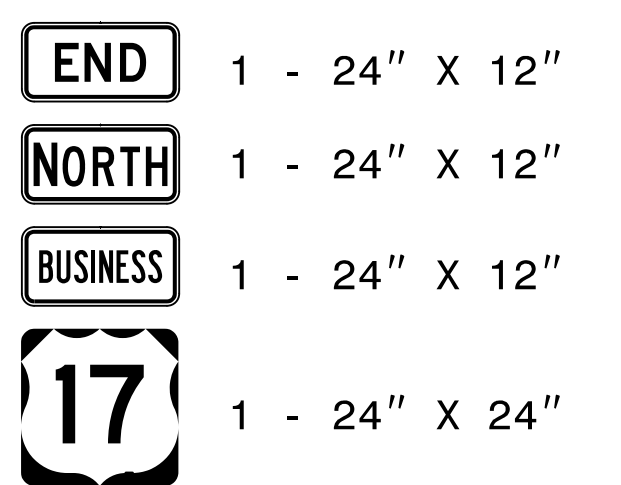

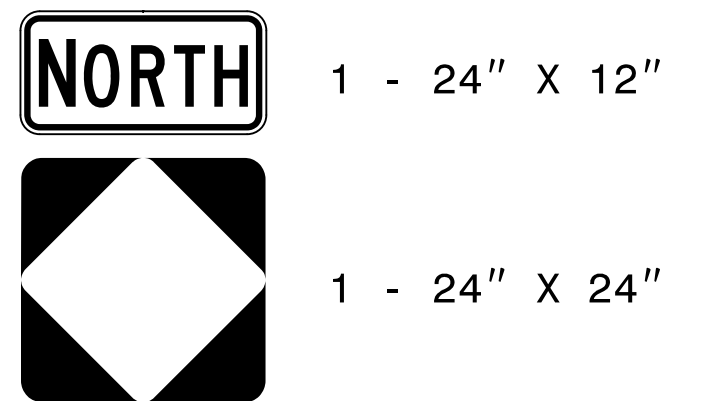
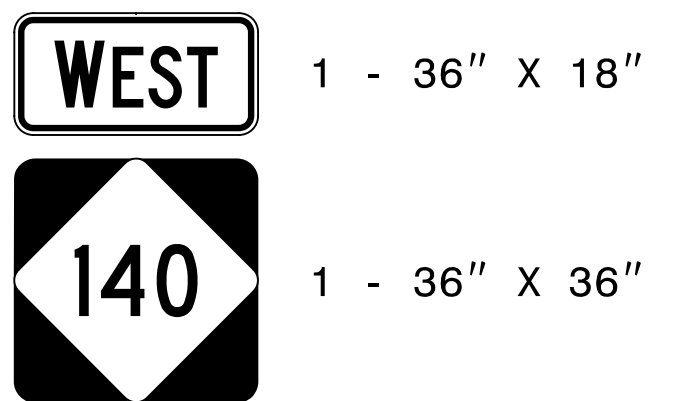
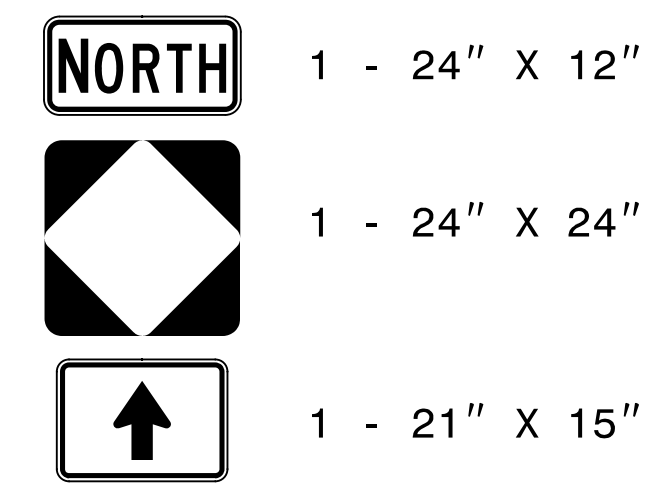
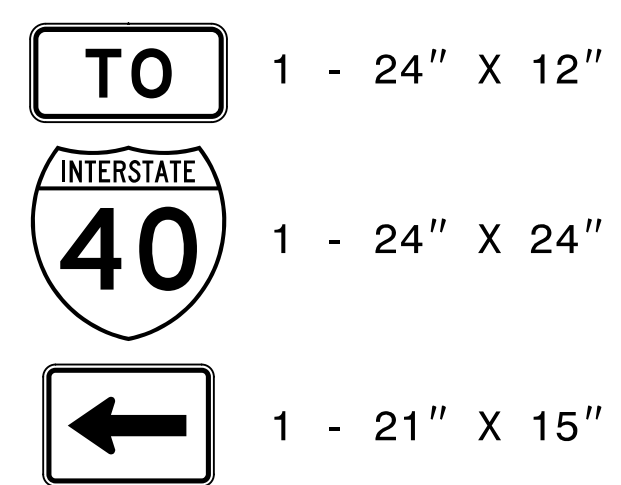
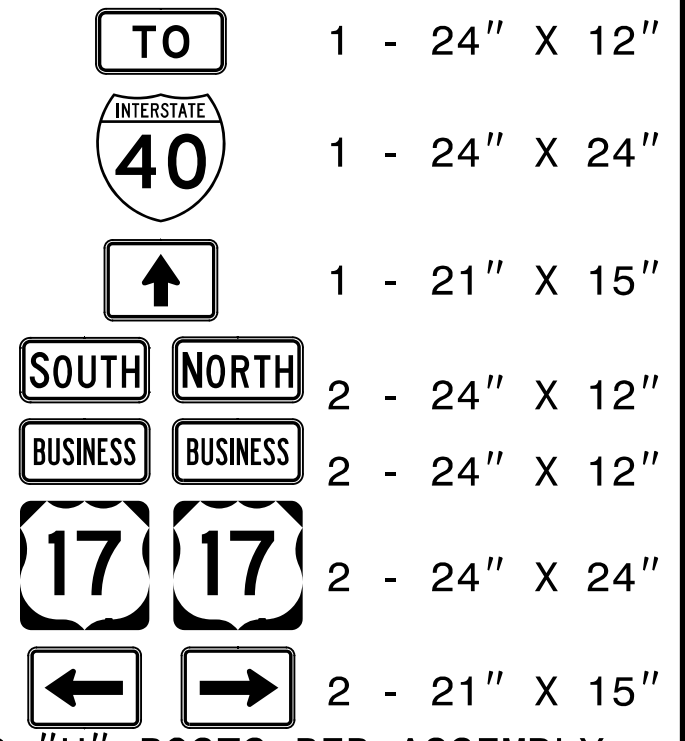
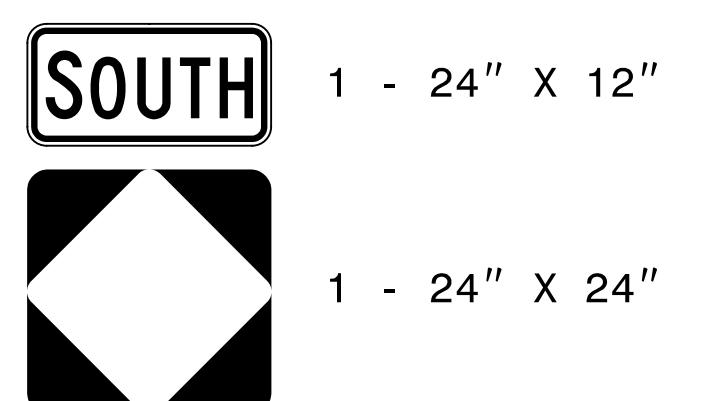
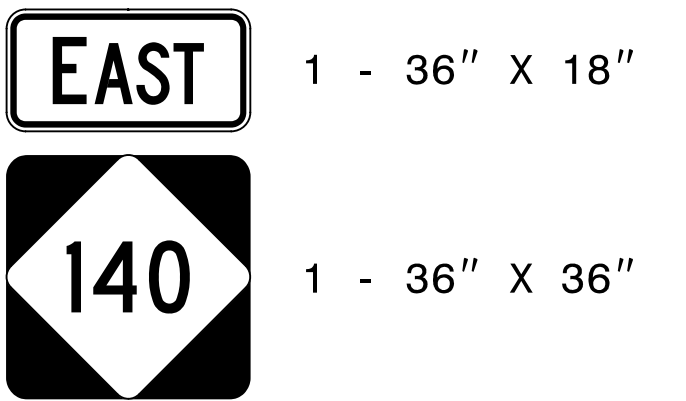
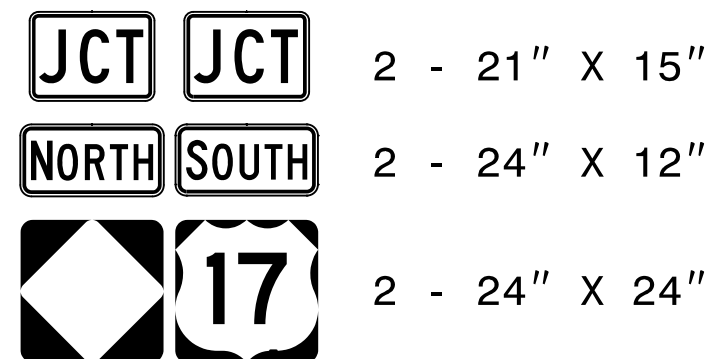
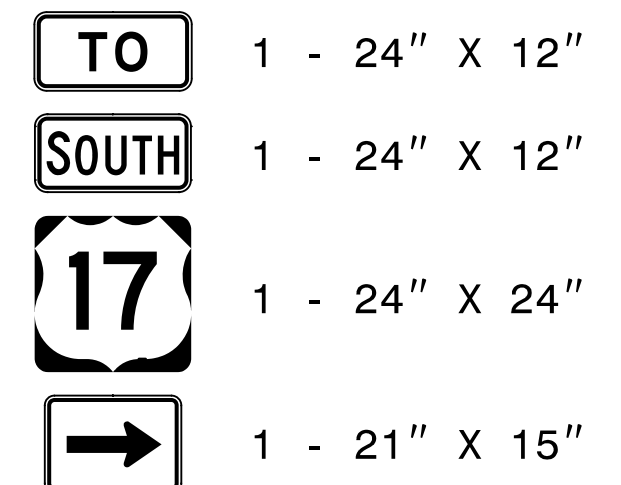
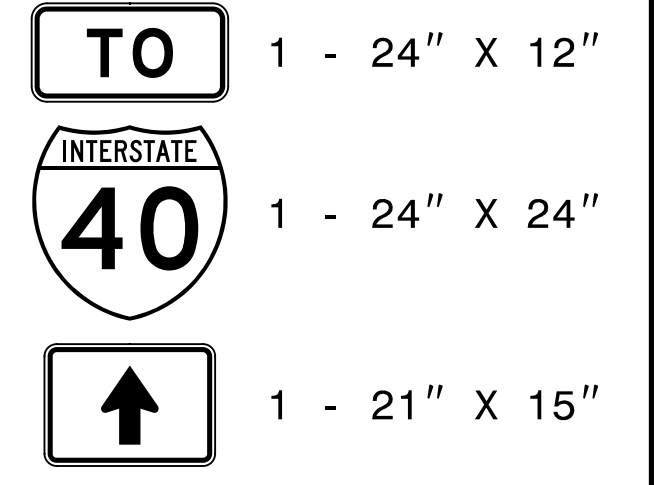
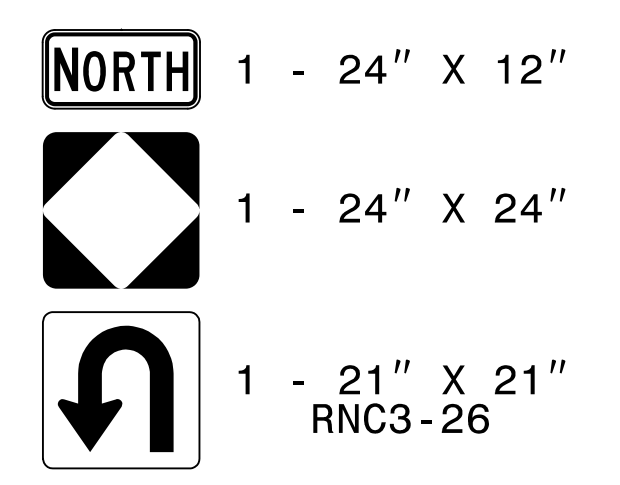
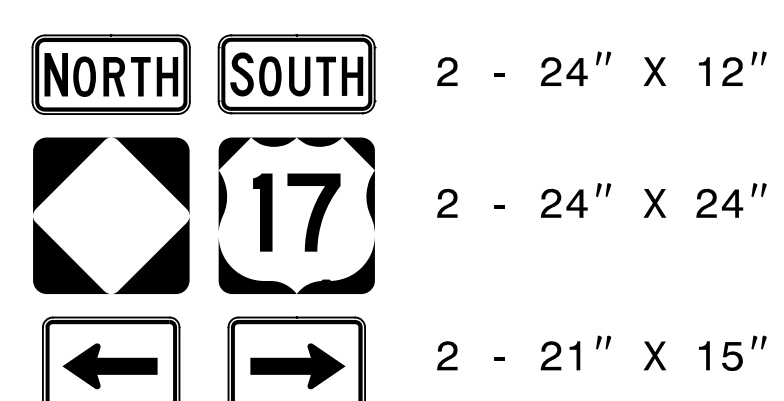
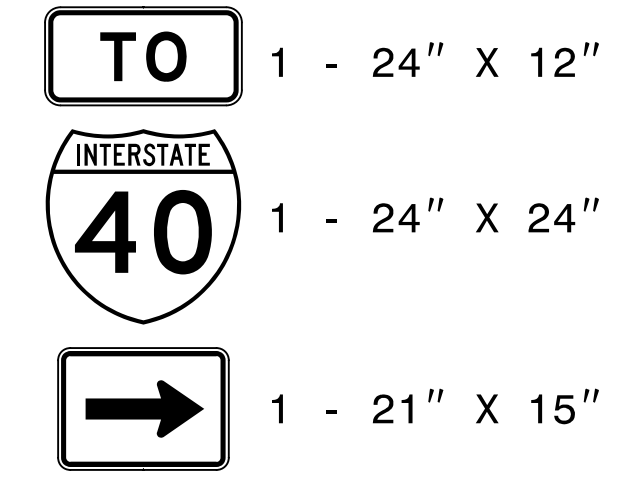
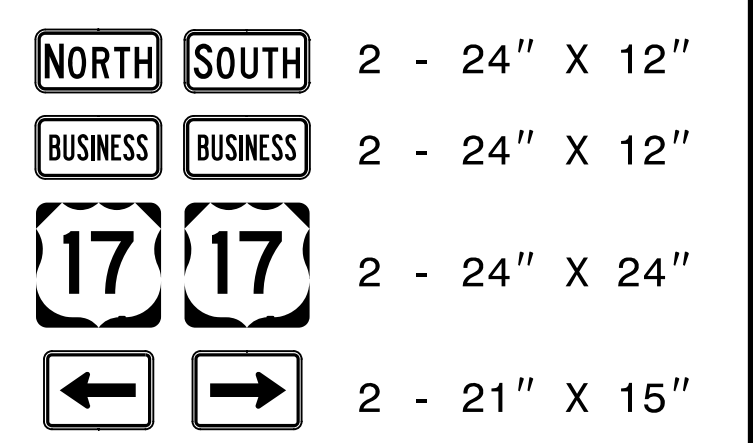
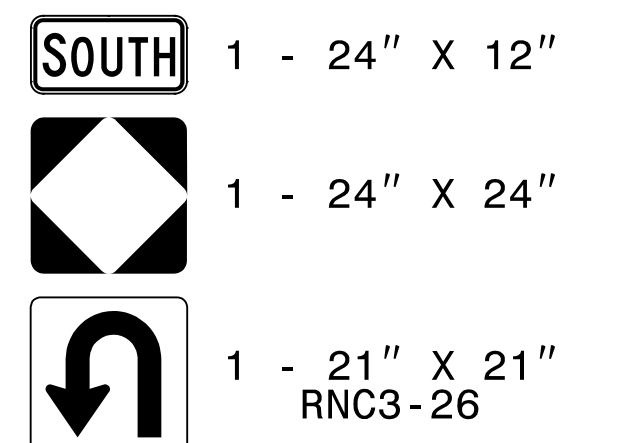

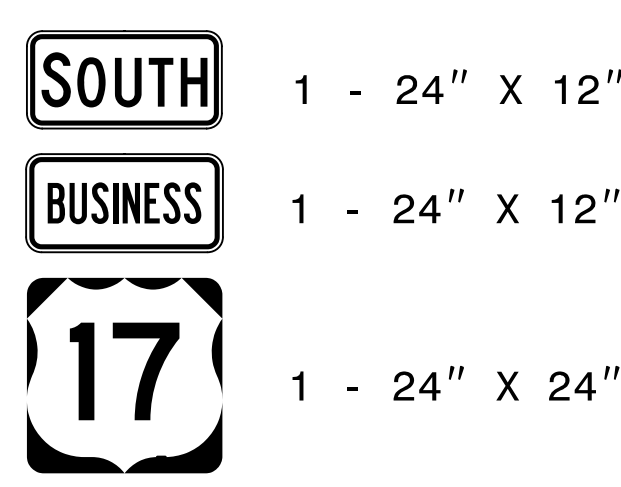
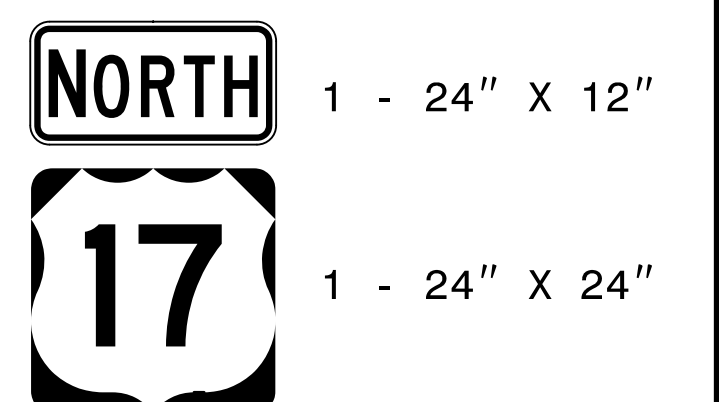
435 QUANTITY REQ'D 2





24" X 12"
W16-7P(L)

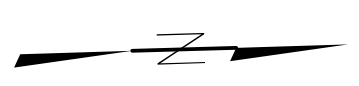
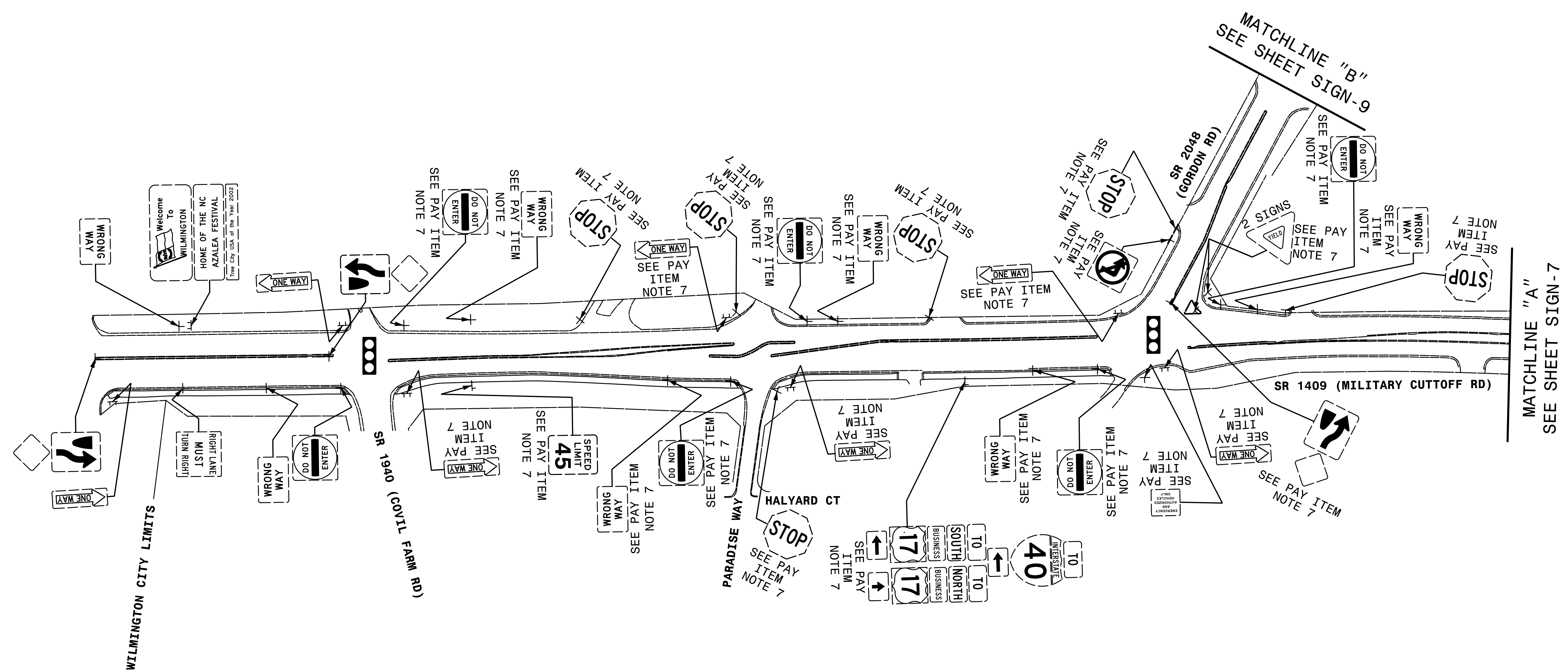
MOUNT BELOW SIGN 434
IN 2 INSTALLATIONS


TIP NO. U-4751	SHEET NO. SIGN-4K
APPROVED: <u>Charles A. Johnson, III</u> <small>DESIGNED BY: [Signature]</small>	
DATE: 7/6/2017	
SEAL	
	
DOCUMENT NOT CONSIDERED FINAL UNLESS ALL SIGNATURES COMPLETED	

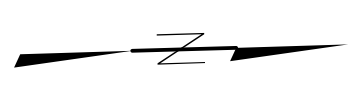
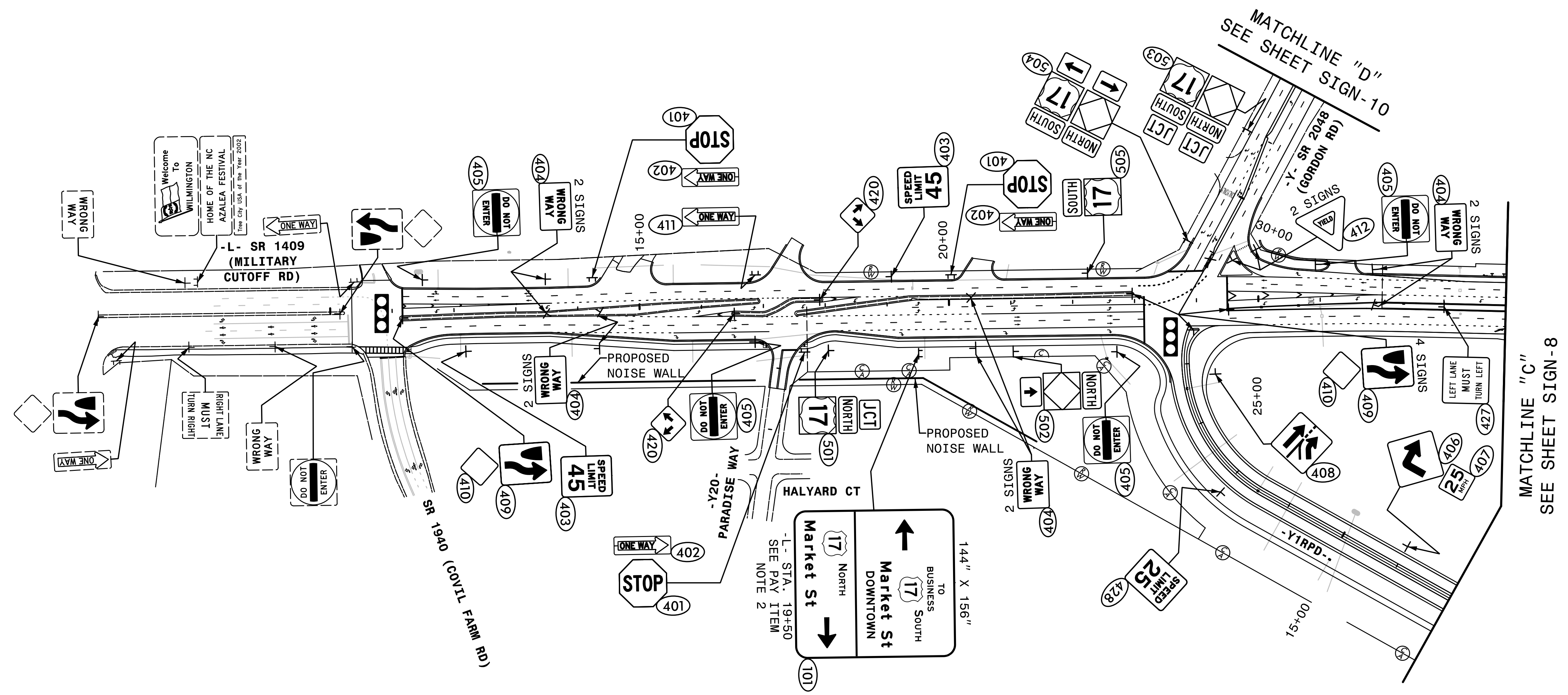
<p>501</p>  <p>ONE "U" POST PER ASSEMBLY</p>	<p>506</p>  <p>ONE "U" POST PER ASSEMBLY</p>	<p>511 514</p>  <p>ONE "U" POST PER ASSEMBLY</p>	<p>518 521 523 525 *</p>  <p>ONE "U" POST PER ASSEMBLY</p>	<p>529</p>  <p>TWO "U" POSTS PER ASSEMBLY</p>	
<p>502 *</p>  <p>ONE "U" POST PER ASSEMBLY</p>	<p>507</p>  <p>ONE "U" POST PER ASSEMBLY</p>	<p>512</p>  <p>TWO "U" POSTS PER ASSEMBLY</p>	<p>519 524 527 528 *</p>  <p>ONE "U" POST PER ASSEMBLY</p>	<p>530</p>  <p>TWO "U" POSTS PER ASSEMBLY</p>	
<p>503 *</p>  <p>TWO "U" POSTS PER ASSEMBLY</p>	<p>508</p>  <p>ONE "U" POST PER ASSEMBLY</p>	<p>513</p>  <p>ONE "U" POST PER ASSEMBLY</p>	<p>520 526 *</p>  <p>ONE "U" POST PER ASSEMBLY</p>		
<p>504 *</p>  <p>TWO "U" POSTS PER ASSEMBLY</p>	<p>509</p>  <p>ONE "U" POST PER ASSEMBLY</p>	<p>515</p>  <p>TWO "U" POSTS PER ASSEMBLY</p>	<p>522 *</p>  <p>ONE "U" POST PER ASSEMBLY</p>		
<p>505 517</p>  <p>ONE "U" POST PER ASSEMBLY</p>	<p>510</p>  <p>ONE "U" POST PER ASSEMBLY</p>	<p>516</p>  <p>ONE "U" POST PER ASSEMBLY</p>			<p>* THE NORTH CAROLINA ROUTE NUMBER FOR THE FACILITY IS TO BE DETERMINED AND WILL BE PROVIDED PRIOR TO SIGN FABRICATION.</p>

TIP NO. U-4751	SHEET NO. SIGN-4L
APPROVED: <i>Charles A. Johnson, III</i>	
DATE: 7/6/2017	
SEAL	
	
DOCUMENT NOT CONSIDERED FINAL UNLESS ALL SIGNATURES COMPLETED	

TIP NO. U-4751	SHEET NO. SIGN-5
APPROVED: <i>Charles A. Johnson, III</i> DATE: 7/6/2017	
SEAL 	
DOCUMENT NOT CONSIDERED FINAL UNLESS ALL SIGNATURES COMPLETED	




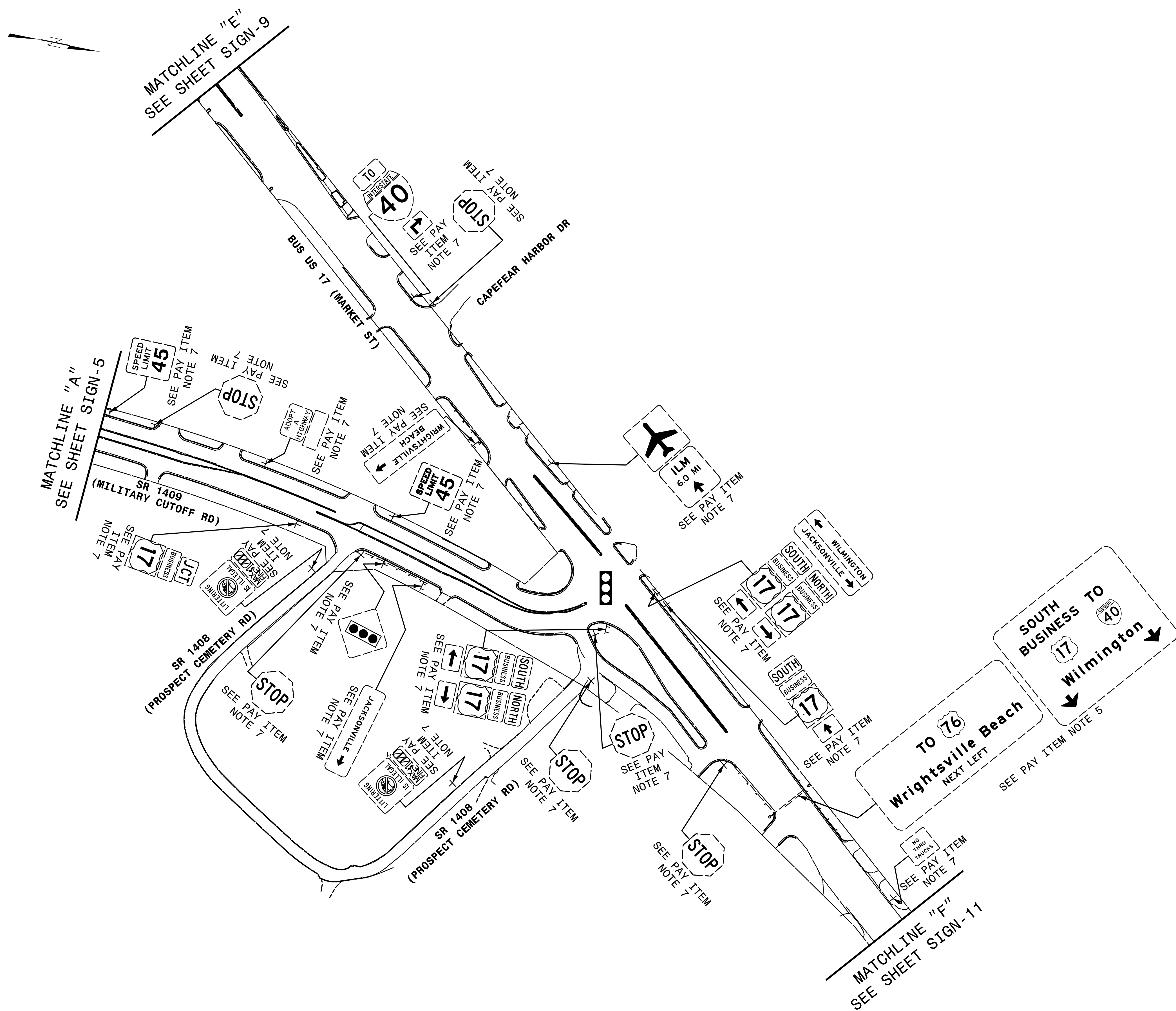
TIP NO. U-4751	SHEET NO. SIGN-6
APPROVED: <i>Charles A. Johnson, III</i> DATE: 7/6/2017	
SEAL 	
DOCUMENT NOT CONSIDERED FINAL UNLESS ALL SIGNATURES COMPLETED	



HNTB HNTB NORTH CAROLINA, P.C.
343 E. Six Forks Road, Suite 200
Raleigh, North Carolina 27609
NC License No: C-1554
(919) 546-8997


**EXISTING AND
PROPOSED SIGNS
-L- STA. 10+00 TO 29+00**

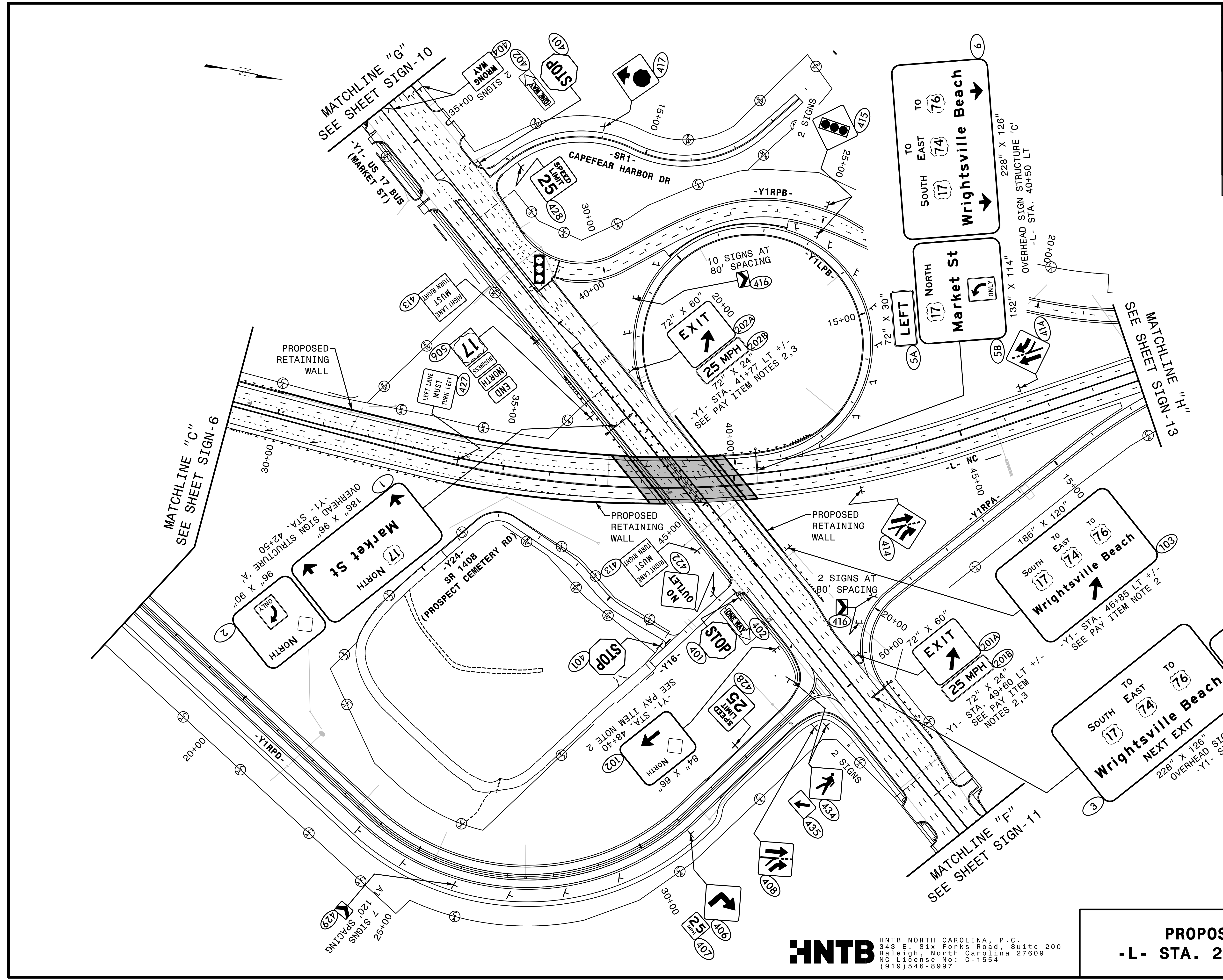
TIP NO. U-4751	SHEET NO. SIGN-7
APPROVED: <i>Charles A. Johnson, III</i> DATE: 7/6/2017	
	
DOCUMENT NOT CONSIDERED FINAL UNLESS ALL SIGNATURES COMPLETED	



HNTB HNTB NORTH CAROLINA, P.C.
343 E. Six Forks Road, Suite 200
Raleigh, North Carolina 27609
NC License No: C-1554
(919) 546-8997


**EXISTING SIGNS
BUS US 17 (MARKET ST) AND
SR 1409 (MILITARY CUTOFF RD)**

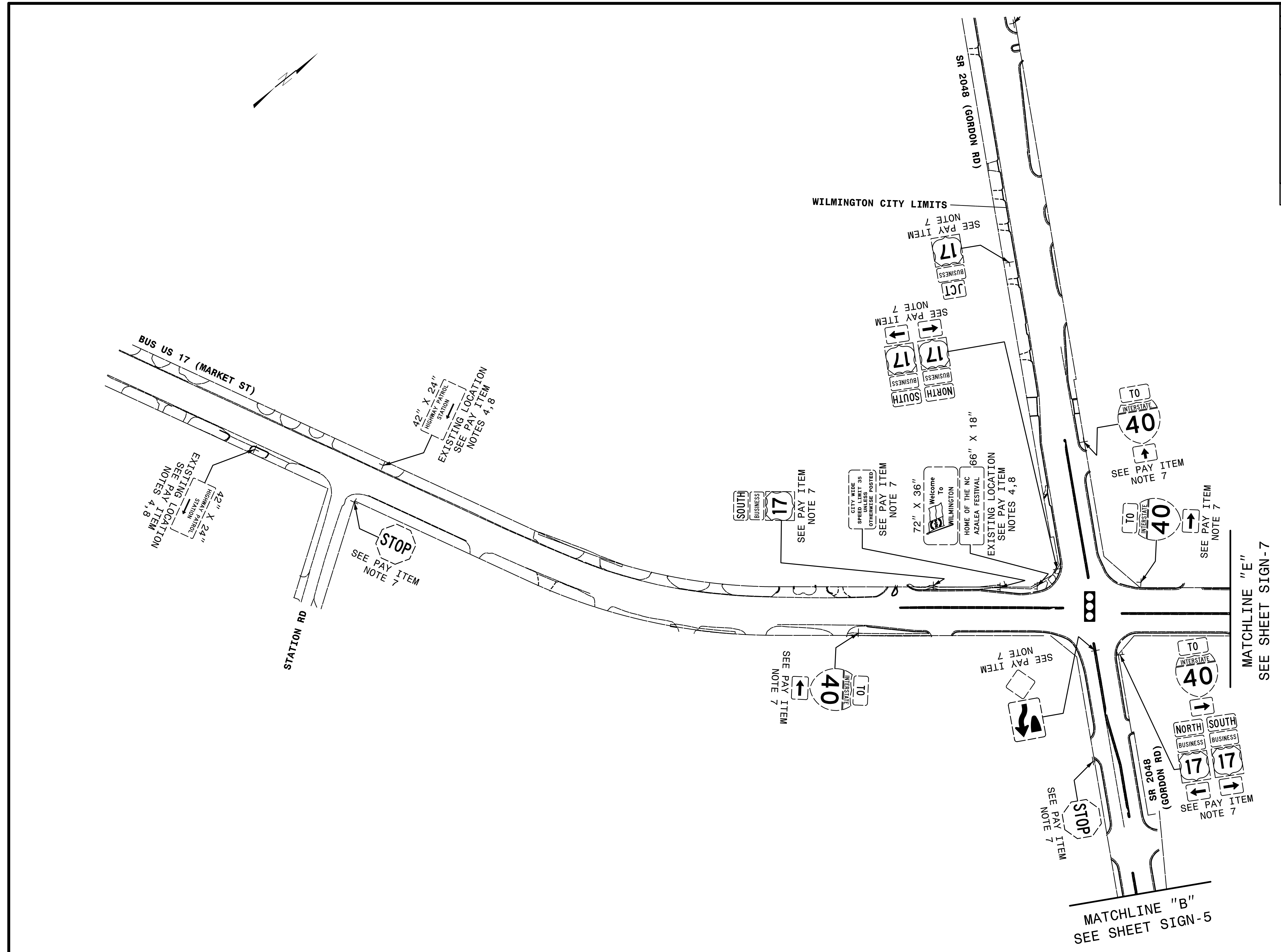
TIP NO. U-4751	SHEET NO. SIGN-8
APPROVED: <i>Charles A. Johnson, III</i> DATE: 7/6/2017	
SEAL 	
DOCUMENT NOT CONSIDERED FINAL UNLESS ALL SIGNATURES COMPLETED	



HNTB HNTB NORTH CAROLINA, P.C.
343 E. Six Forks Road, Suite 200
Raleigh, North Carolina 27609
NC License No. C-1554
(919) 546-8997


PROPOSED SIGNS
-L- STA. 29+00 TO 49+00

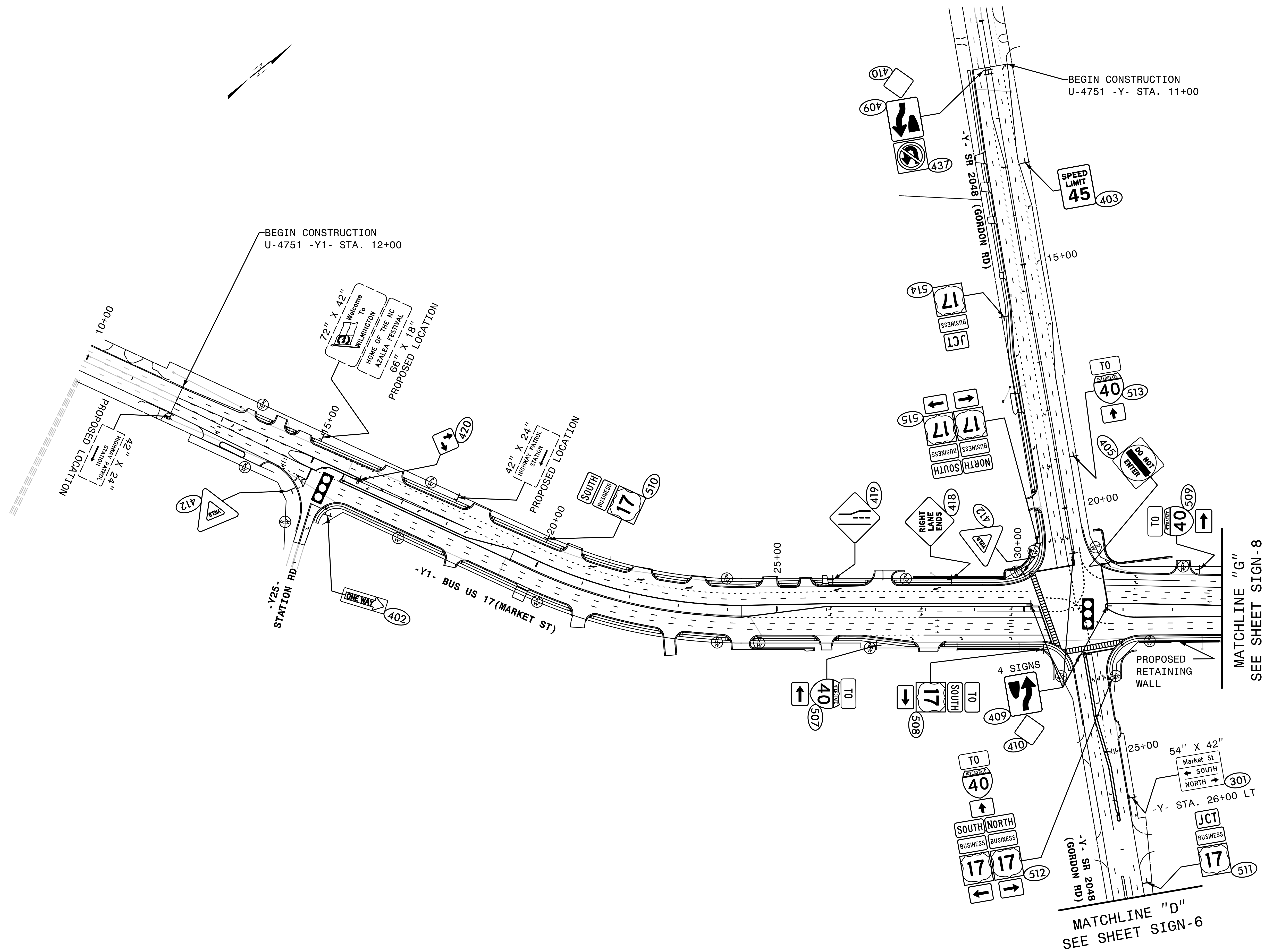
TIP NO. U-4751	SHEET NO. SIGN-9
APPROVED: <i>Charles A. Johnson, III</i> <small>0415604175448...</small>	
DATE: 7/6/2017	
SEAL	
	
DOCUMENT NOT CONSIDERED FINAL UNLESS ALL SIGNATURES COMPLETED	



HNTB HNTB NORTH CAROLINA, P.C.
343 E. Six Forks Road, Suite 200
Raleigh, North Carolina 27609
NC License No: C-1554
(919)546-8997


**EXISTING SIGNS
BUS US 17 (MARKET ST) AND
SR 2048 (GORDON ST)**

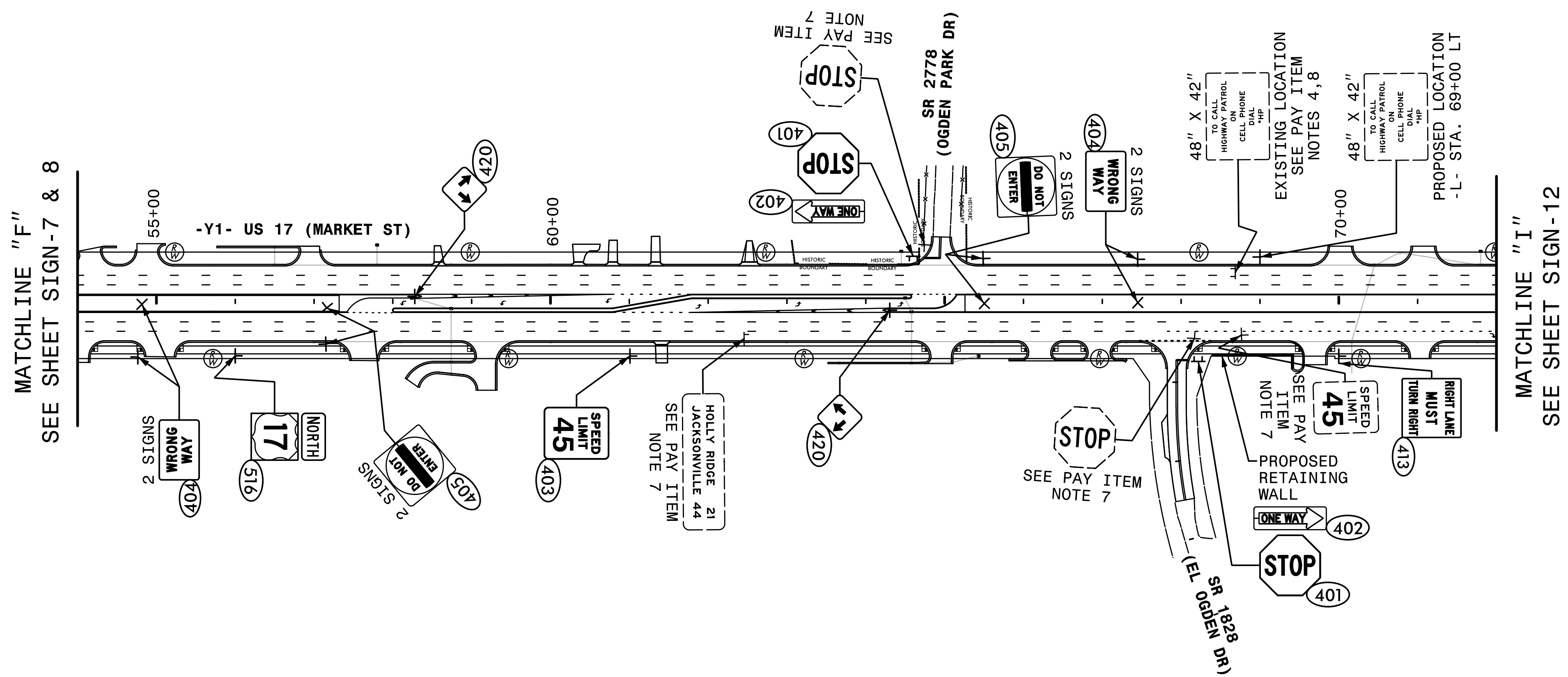
TIP NO. U-4751	SHEET NO. SIGN-10
APPROVED: <u>Charles A. Johnson, III</u> <small>Signature</small>	
DATE: 7/6/2017	
SEAL	
	
DOCUMENT NOT CONSIDERED FINAL UNLESS ALL SIGNATURES COMPLETED	



HNTB HNTB NORTH CAROLINA, P.C.
343 E. Six Forks Road, Suite 200
Raleigh, North Carolina 27609
NC License No: C-1554
(919) 546-8997

**EXISTING AND PROPOSED SIGNS
-Y1- BUS US 17 (MARKET ST)
STA. 10+00 TO 34+00**

TIP NO. U-4751	SHEET NO. SIGN-11
APPROVED: <i>Charles A. Johnson, III</i> DATE: 7/6/2017	
	
DOCUMENT NOT CONSIDERED FINAL UNLESS ALL SIGNATURES COMPLETED	




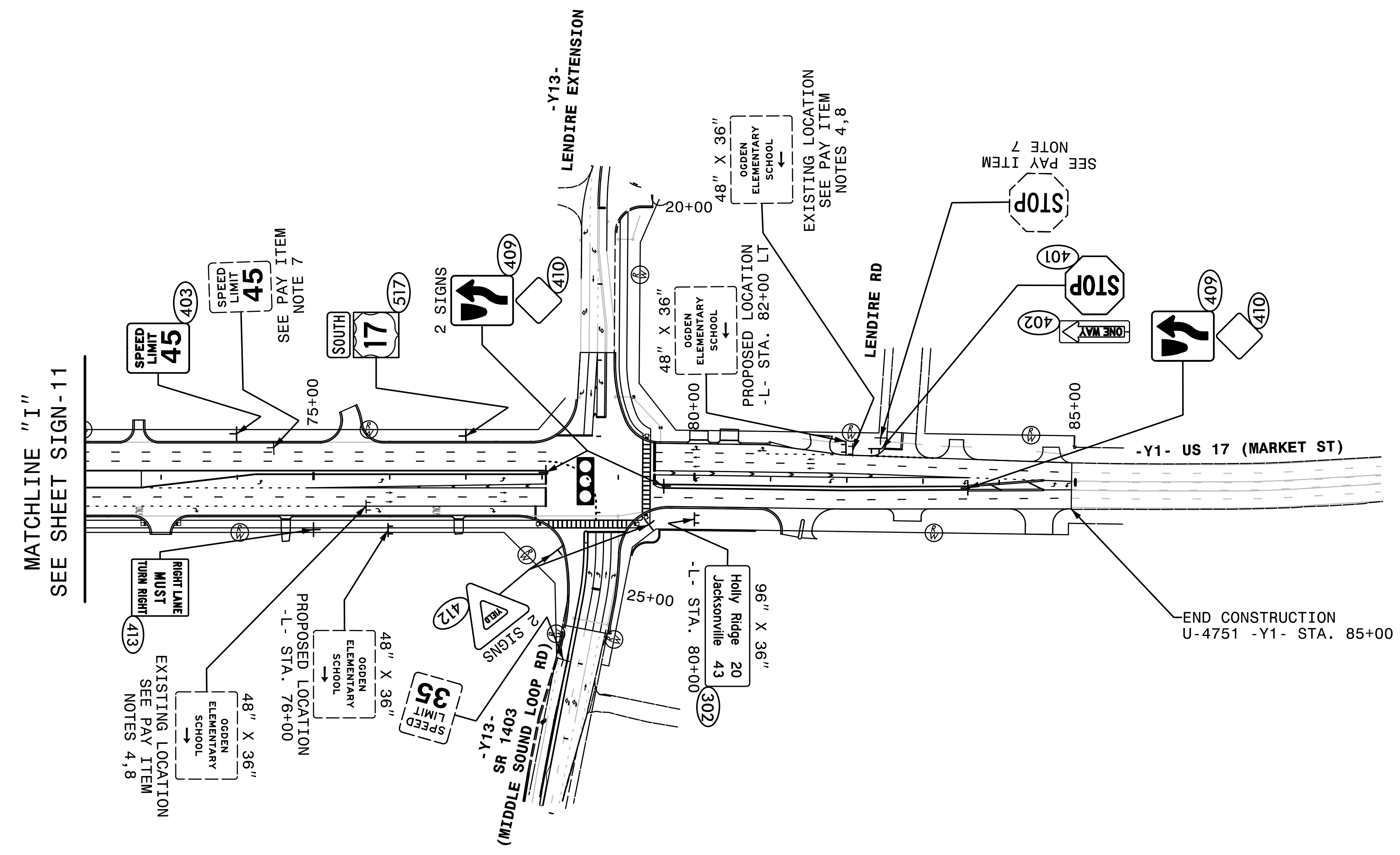

MATCHLINE "F"
SEE SHEET SIGN-7 & 8

MATCHLINE "I"
SEE SHEET SIGN-12

HNTB HNTB NORTH CAROLINA, P.C.
343 E. Six Forks Road, Suite 200
Raleigh, North Carolina 27609
NC License No: C-1554
(919) 546-8997


EXISTING AND PROPOSED SIGNS
-Y1- US 17 (MARKET ST)
STA. 54+00 TO 72+00

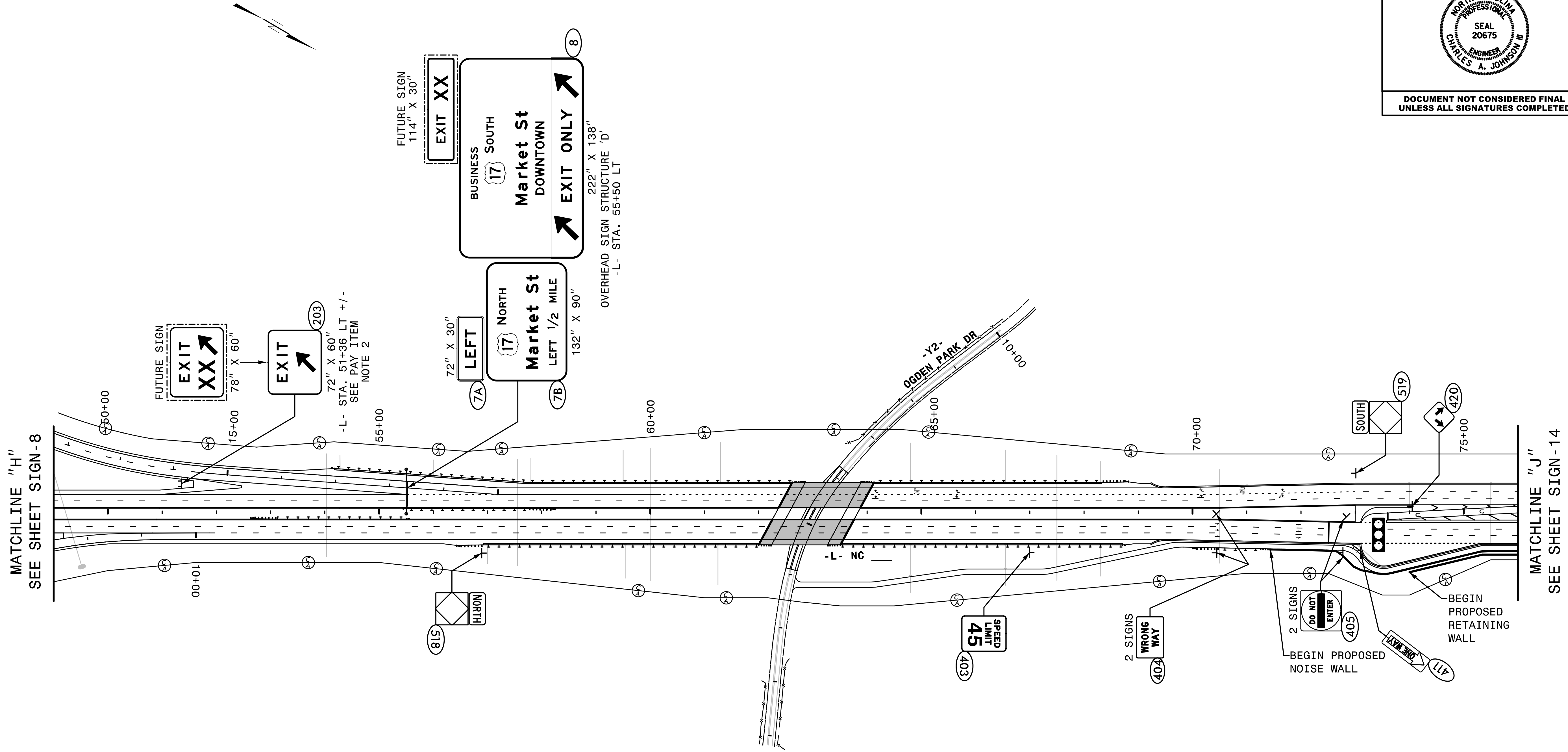
TIP NO. U-4751	SHEET NO. SIGN-12
APPROVED: <i>Charles A. Johnson, III</i> <small>DocuSigned by: Charles A. Johnson, III 1560417548...</small>	
DATE: 7/6/2017	
SEAL 	
DOCUMENT NOT CONSIDERED FINAL UNLESS ALL SIGNATURES COMPLETED	



HNTB HNTB NORTH CAROLINA, P.C.
343 E. Six Forks Road, Suite 200
Raleigh, North Carolina 27609
NC License No: C-1554
(919) 546-8997


**EXISTING AND PROPOSED SIGNS
-Y1- US 17 (MARKET ST)
STA. 72+00 TO 85+00**

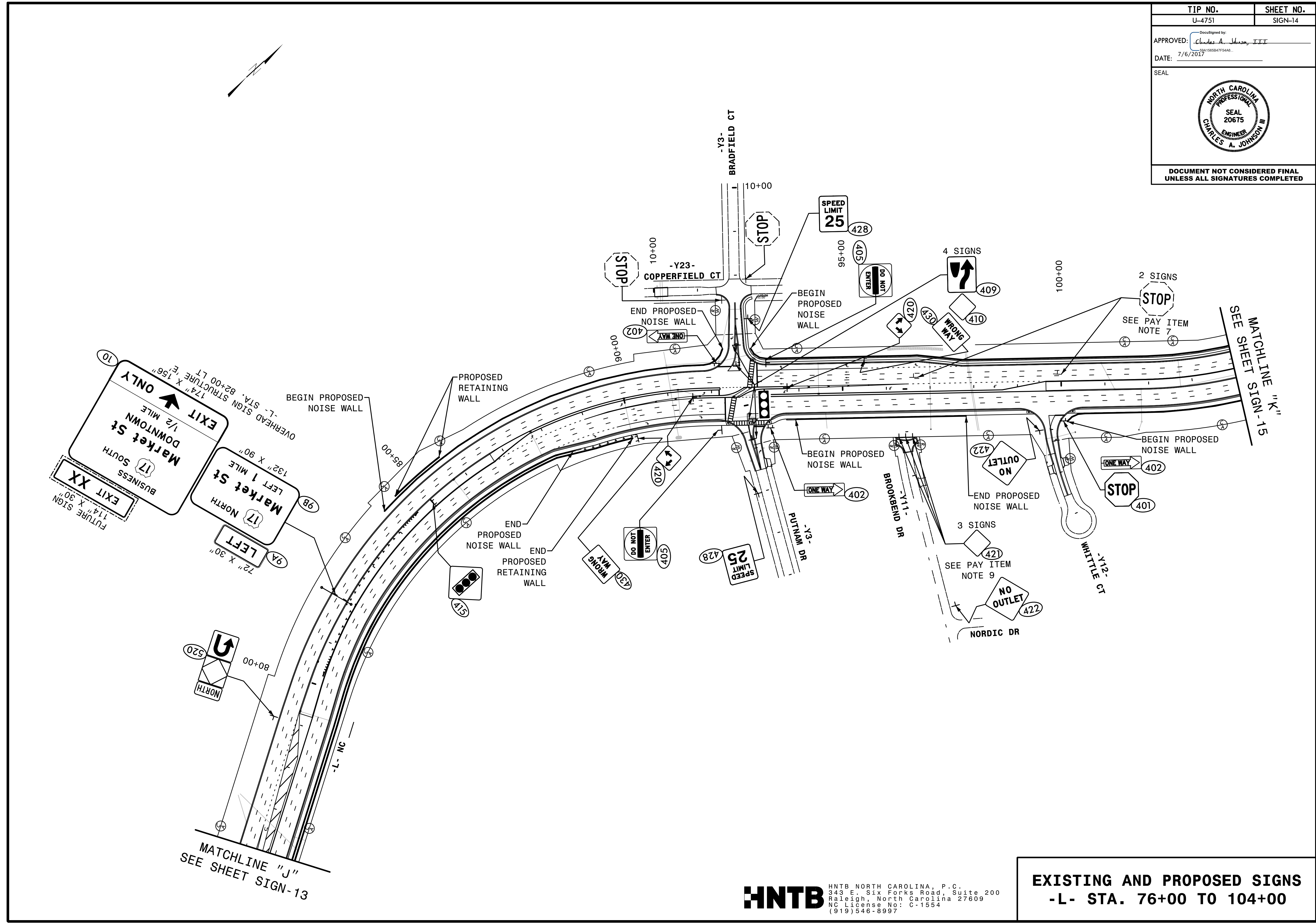
TIP NO. U-4751	SHEET NO. SIGN-13
APPROVED: <i>Charles A. Johnson, III</i> <small>DocuSigned by: SIGNATURE ID: 5684173448...</small>	
DATE: 7/6/2017	
SEAL	
	
DOCUMENT NOT CONSIDERED FINAL UNLESS ALL SIGNATURES COMPLETED	



HNTB HNTB NORTH CAROLINA, P.C.
343 E. Six Forks Road, Suite 200
Raleigh, North Carolina 27609
NC License No: C-1554
(919) 546-8997

PROPOSED SIGNS
-L- STA. 49+00 TO 76+00


TIP NO. U-4751	SHEET NO. SIGN-14
APPROVED: <i>Charles A. Johnson, III</i> DATE: 7/6/2017	
SEAL 	
DOCUMENT NOT CONSIDERED FINAL UNLESS ALL SIGNATURES COMPLETED	

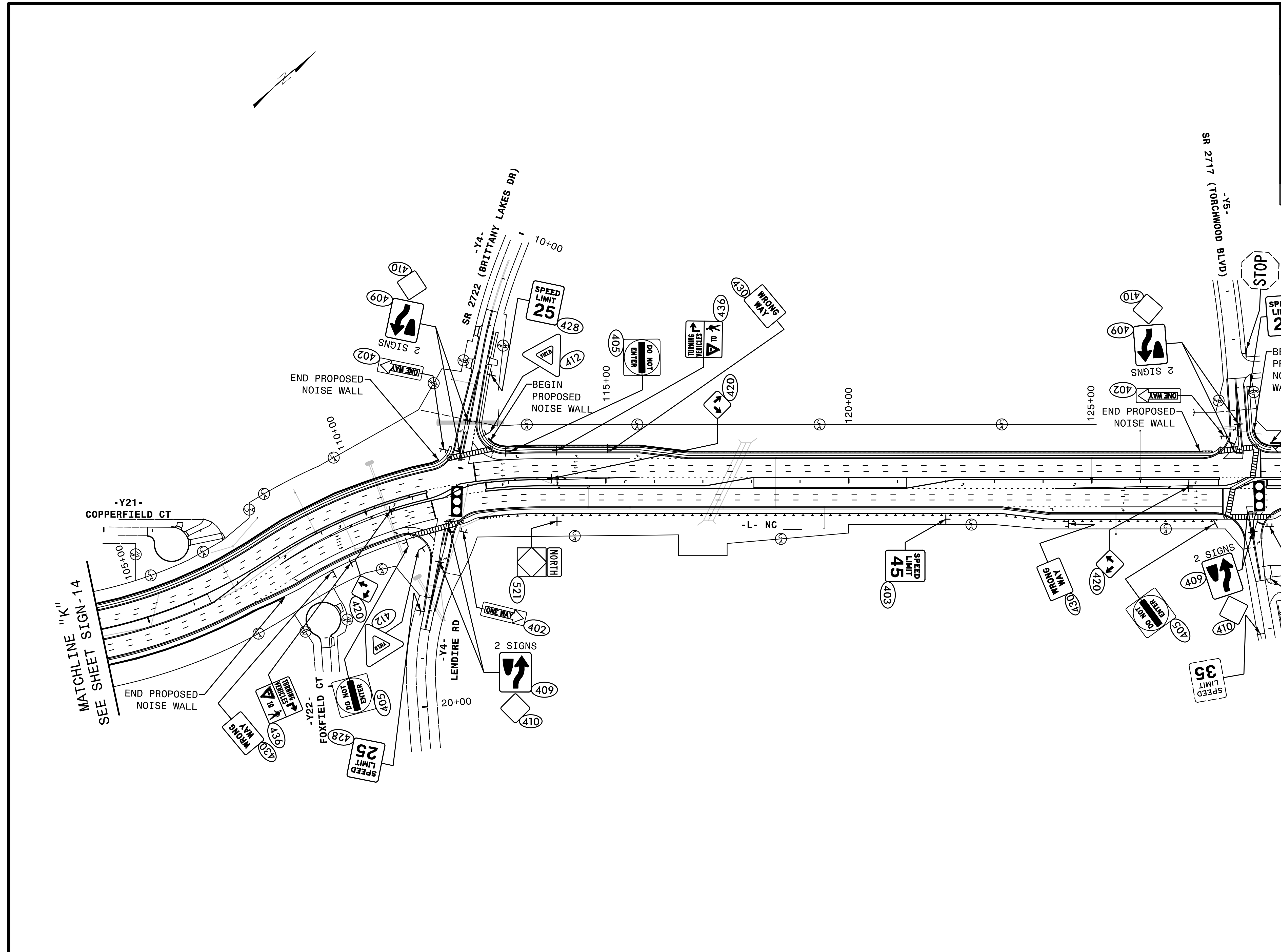


MATCHLINE "J"
SEE SHEET SIGN-13

HNTB HNTB NORTH CAROLINA, P.C.
343 E. Six Forks Road, Suite 200
Raleigh, North Carolina 27609
NC License No: C-1554
(919) 546-8997

**EXISTING AND PROPOSED SIGNS
-L- STA. 76+00 TO 104+00**

TIP NO. U-4751	SHEET NO. SIGN-15
APPROVED: <i>Charles A. Johnson, III</i> DATE: 7/6/2017	
SEAL 	
DOCUMENT NOT CONSIDERED FINAL UNLESS ALL SIGNATURES COMPLETED	




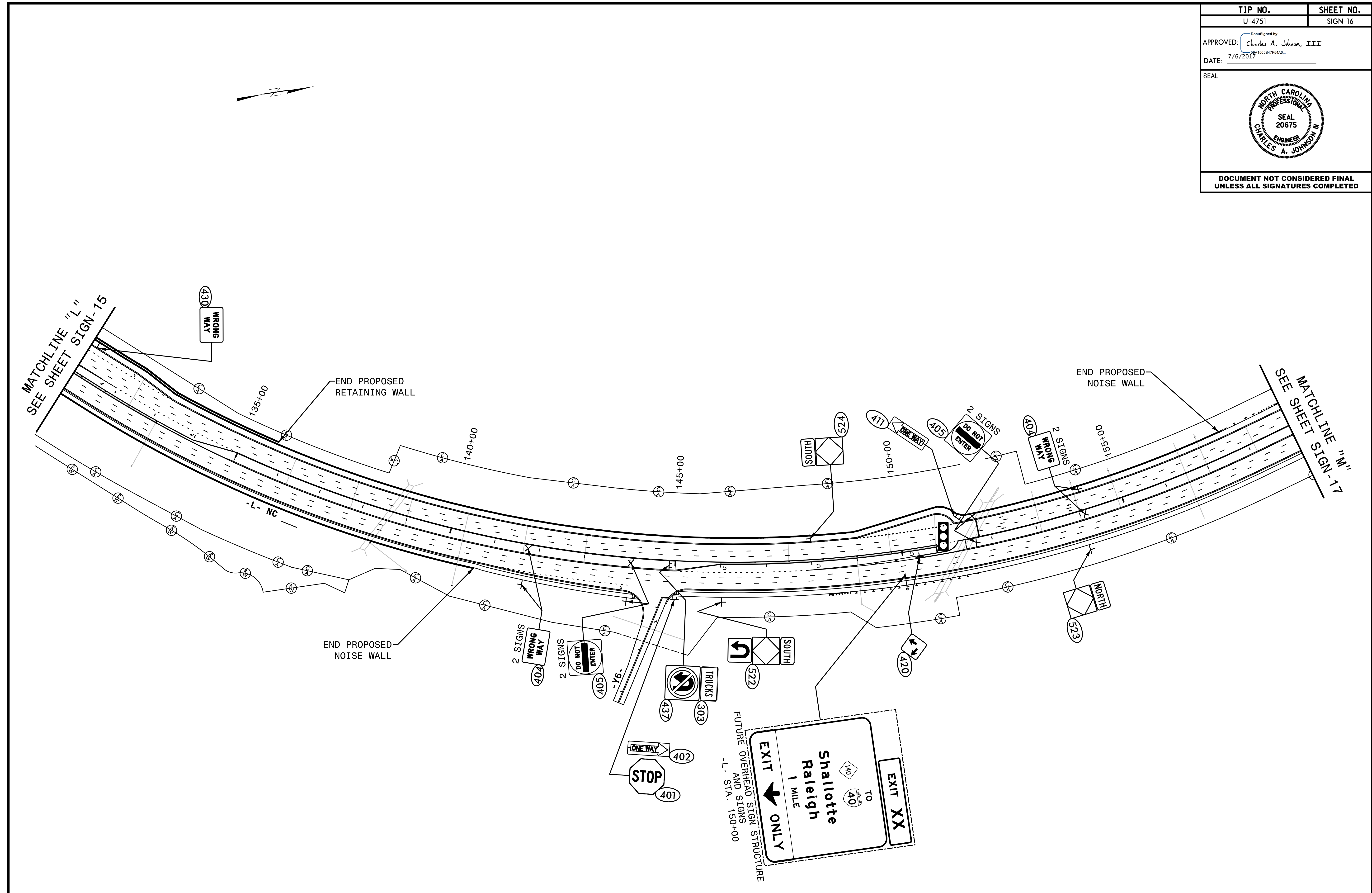
MATCHLINE "K"
SEE SHEET SIGN-14

MATCHLINE "L"
SEE SHEET SIGN-16

HNTB HNTB NORTH CAROLINA, P.C.
343 E. Six Forks Road, Suite 200
Raleigh, North Carolina 27609
NC License No: C-1554
(919) 546-8997


EXISTING AND PROPOSED SIGNS
-L- STA. 104+00 TO 131+00

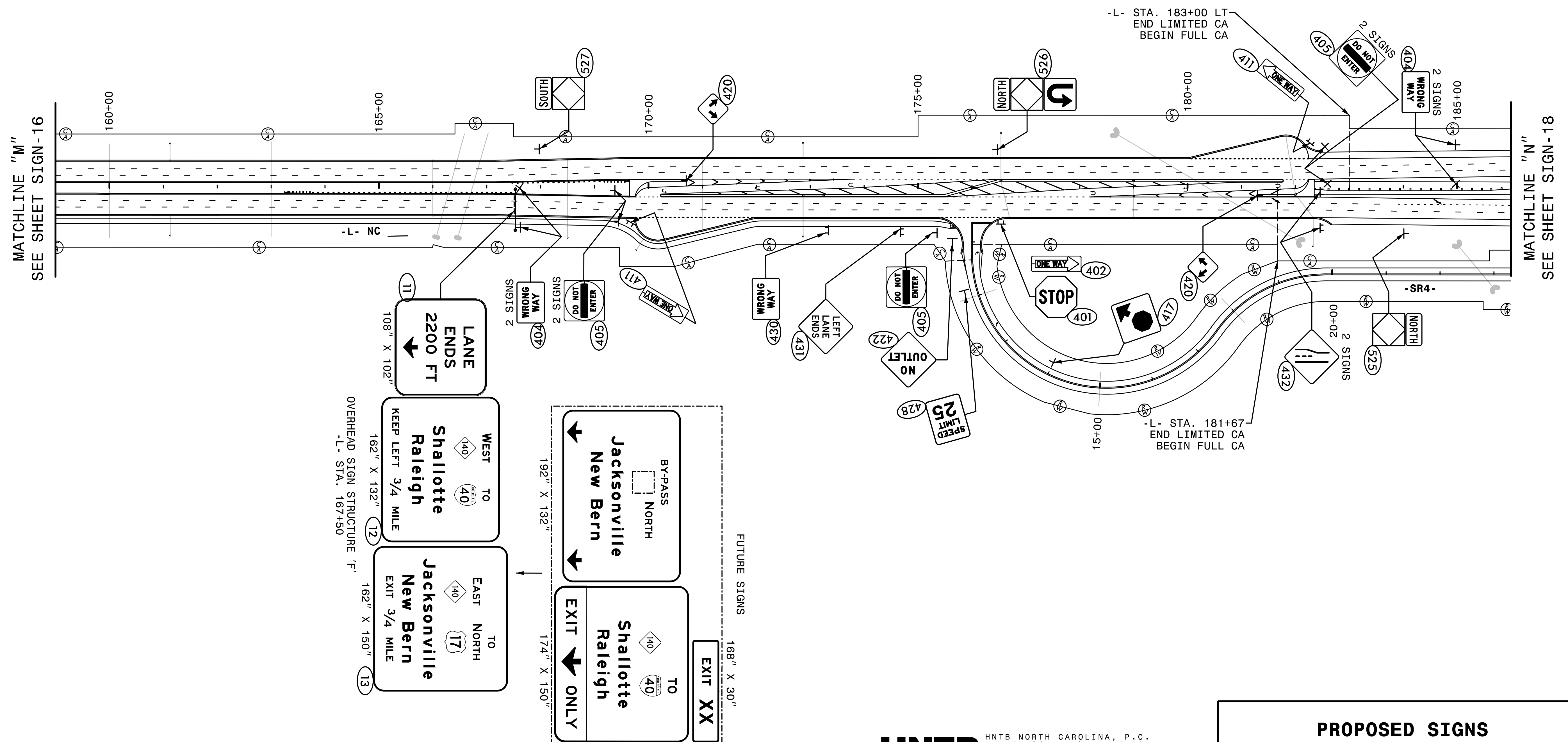
TIP NO. U-4751	SHEET NO. SIGN-16
APPROVED: <i>Charles A. Johnson, III</i> <small>SEAL 20675</small>	
DATE: 7/6/2017	
SEAL 	
DOCUMENT NOT CONSIDERED FINAL UNLESS ALL SIGNATURES COMPLETED	



HNTB HNTB NORTH CAROLINA, P.C.
 343 E. Six Forks Road, Suite 200
 Raleigh, North Carolina 27609
 NC License No: C-1554
 (919) 546-8997

PROPOSED SIGNS
-L- STA. 131+00 TO 159+00

TIP NO. U-4751	SHEET NO. SIGN-17
APPROVED: <i>Charles A. Johnson, III</i>	
DATE: 7/6/2017	
SEAL	
	
DOCUMENT NOT CONSIDERED FINAL UNLESS ALL SIGNATURES COMPLETED	

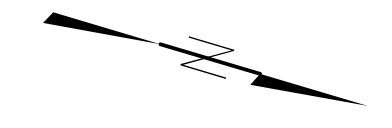


PROPOSED SIGNS
-L- STA. 159+00 TO 186+00

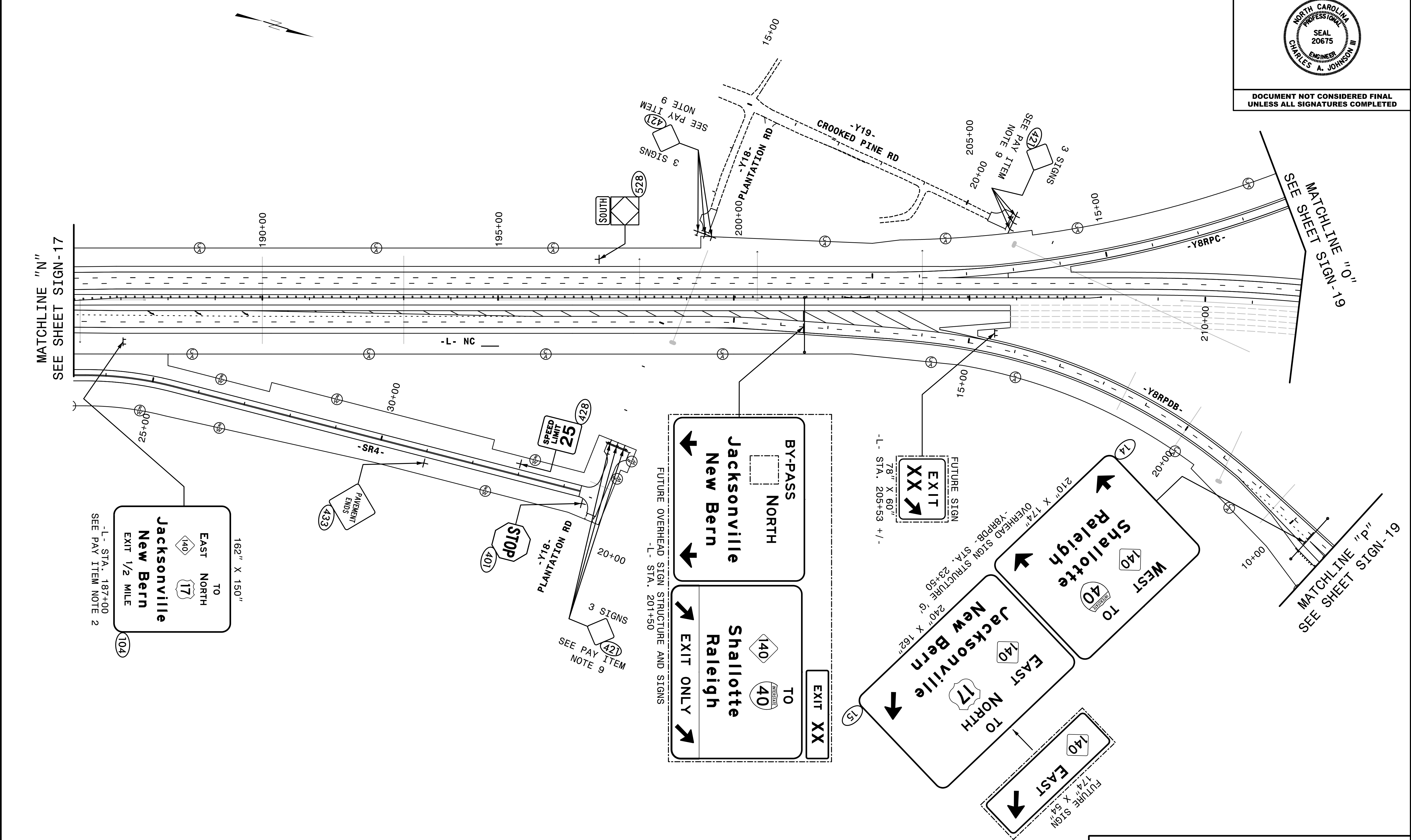
HNTB HNTB NORTH CAROLINA, P.C.
343 E. Six Forks Road, Suite 200
Raleigh, North Carolina 27609
NC License No: C-1554
(919) 546-8997

MATCHLINE "M"
SEE SHEET SIGN-16

MATCHLINE "N"
SEE SHEET SIGN-18



TIP NO. U-4751	SHEET NO. SIGN-18
APPROVED: <i>Charles A. Johnson, III</i>	
DATE: 7/6/2017	
SEAL	
DOCUMENT NOT CONSIDERED FINAL UNLESS ALL SIGNATURES COMPLETED	



MATCHLINE "N"
SEE SHEET SIGN-17

MATCHLINE "O"
SEE SHEET SIGN-19

162" X 150"
TO EAST NORTH
TO JACKSONVILLE
NEW BERN
EXIT 1/2 MILE

BY-PASS NORTH
JACKSONVILLE
NEW BERN
EXIT ONLY
TO EAST NORTH
TO JACKSONVILLE
NEW BERN
TO EAST NORTH
TO JACKSONVILLE
NEW BERN

78" X 60"
EXIT XX
FUTURE SIGN
L- STA. 205+53 +/-

210" X 174" OVERHEAD SIGN STRUCTURE
L- STA. 23+50

240" X 162"
EXIT XX
FUTURE SIGN
L- STA. 205+53 +/-

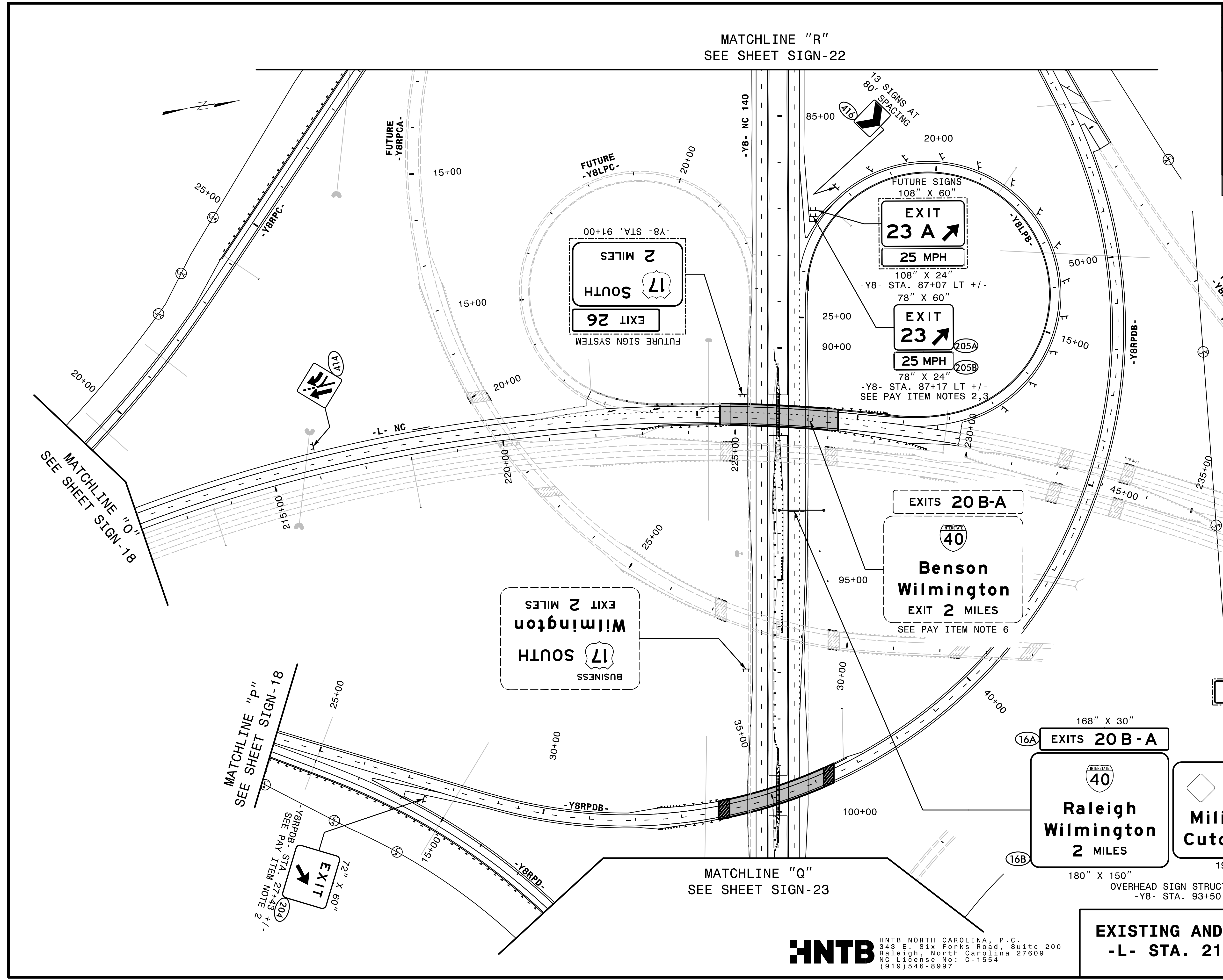
174" X 54"
EXIT XX
FUTURE SIGN
L- STA. 205+53 +/-

61" d
MATCHLINE "O"
SEE SHEET SIGN-19

HNTB
HNTB NORTH CAROLINA, P.C.
343 E. Six Forks Road, Suite 200
Raleigh, North Carolina 27609
NC License No. C-1554
(919) 546-8997

PROPOSED SIGNS
-L- STA. 186+00 TO 212+00

TIP NO. U-4751	SHEET NO. SIGN-19
APPROVED: <i>Charles A. Johnson, III</i> DATE: 7/6/2017	
SEAL 	
DOCUMENT NOT CONSIDERED FINAL UNLESS ALL SIGNATURES COMPLETED	



MATCHLINE "R"
SEE SHEET SIGN-22


MATCHLINE "O"
SEE SHEET SIGN-18

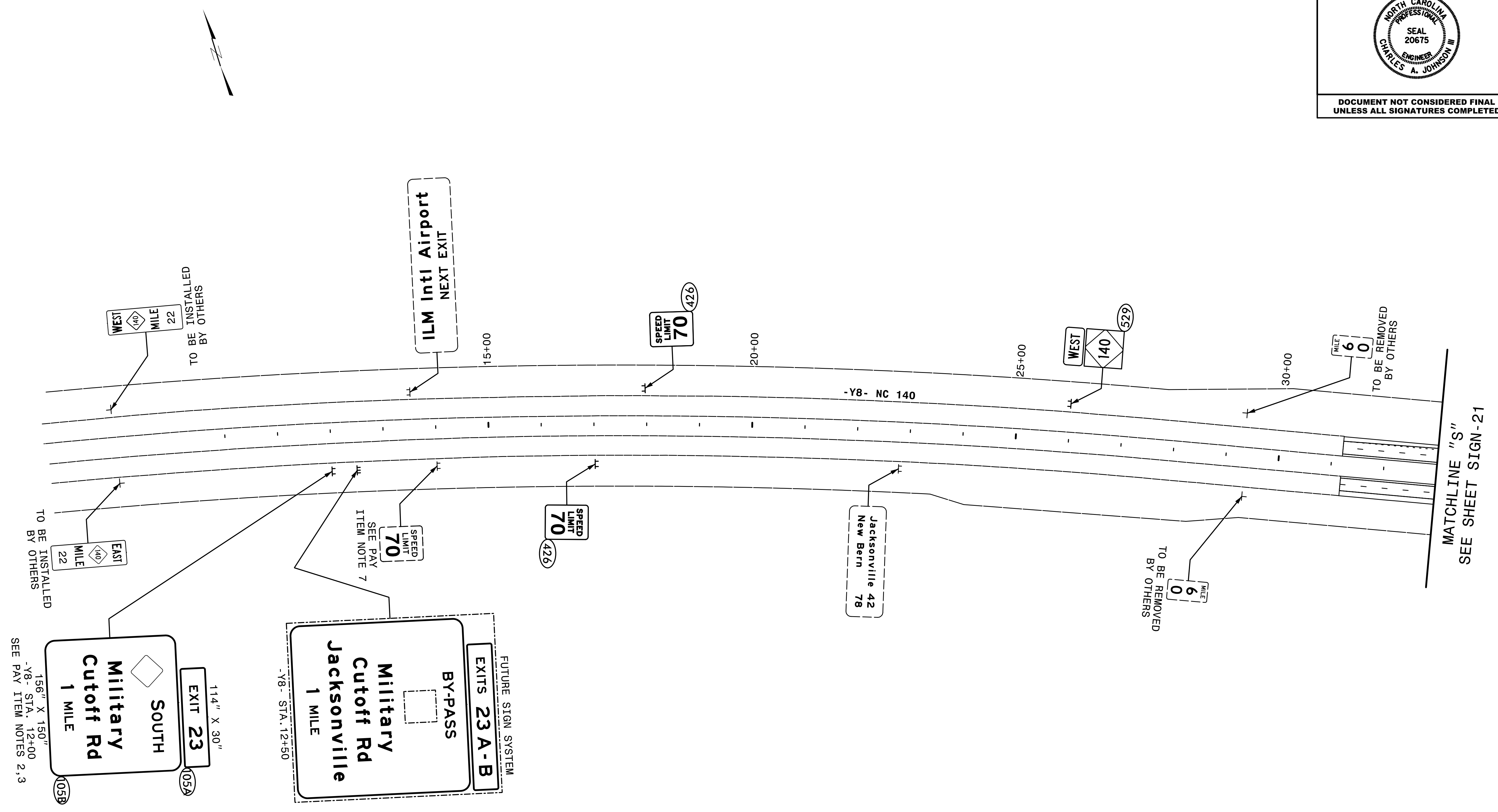
MATCHLINE "P"
SEE SHEET SIGN-18

MATCHLINE "Q"
SEE SHEET SIGN-23

EXISTING AND PROPOSED SIGNS
-L- STA. 212+00 TO 238+00

HNTB
HNTB NORTH CAROLINA, P.C.
343 E. Six Forks Road, Suite 200
Raleigh, North Carolina 27609
NC License No: C-1554
(919) 546-8997

TIP NO. U-4751	SHEET NO. SIGN-20
APPROVED: <i>Charles A. Johnson, III</i> DATE: 7/6/2017	
	
DOCUMENT NOT CONSIDERED FINAL UNLESS ALL SIGNATURES COMPLETED	



TO BE INSTALLED BY OTHERS

TO BE INSTALLED BY OTHERS

TO BE REMOVED BY OTHERS


TO BE REMOVED BY OTHERS

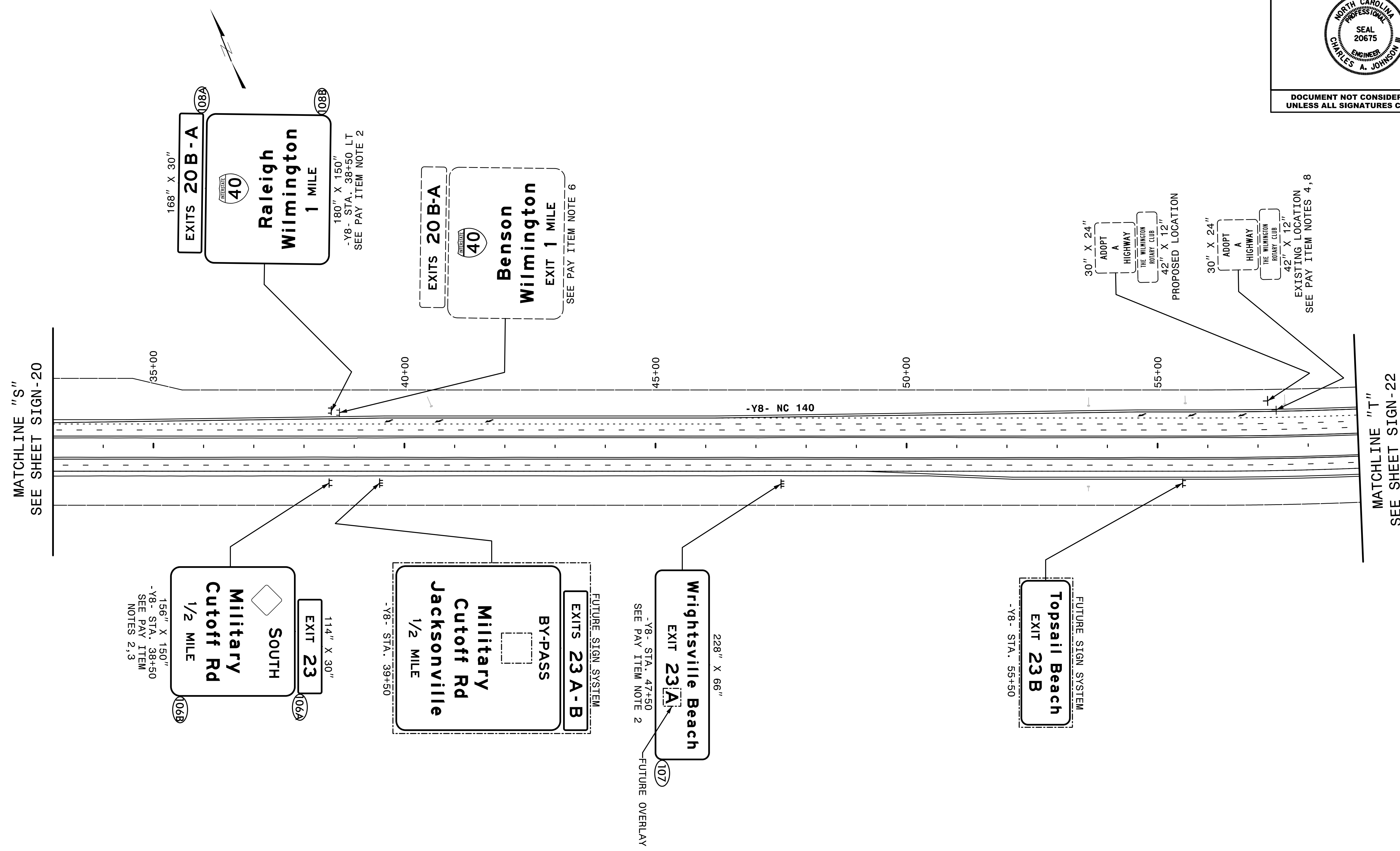
SEE PAY ITEM NOTE 7

SEE PAY ITEM NOTES 2,3

HNTB HNTB NORTH CAROLINA, P.C.
343 E. Six Forks Road, Suite 200
Raleigh, North Carolina 27609
NC License No. C-1554
(919) 546-8997

EXISTING AND PROPOSED SIGNS
-Y8- NC 140
STA. 10+00 TO 33+00

TIP NO. U-4751	SHEET NO. SIGN-21
APPROVED: <i>Charles A. Johnson, III</i> DATE: 7/6/2017	
SEAL 	
DOCUMENT NOT CONSIDERED FINAL UNLESS ALL SIGNATURES COMPLETED	



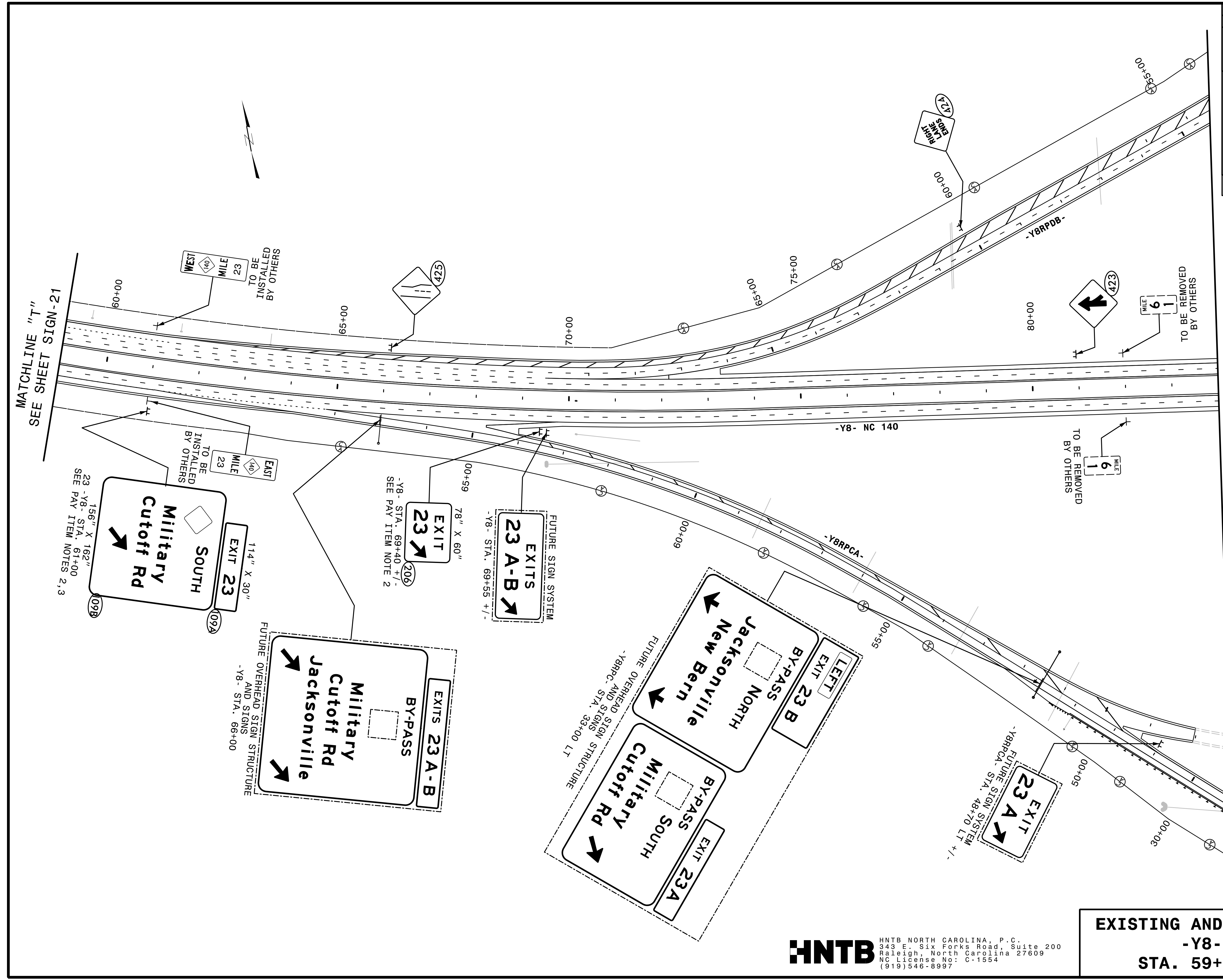
HNTB HNTB NORTH CAROLINA, P.C.
343 E. Six Forks Road, Suite 200
Raleigh, North Carolina 27609
NC License No. C-1554
(919) 546-8997

EXISTING AND PROPOSED SIGNS
-Y8- NC 140
STA. 33+00 TO 59+00

APPROVED: *Charles A. Johnson, III*
DATE: 7/6/2017




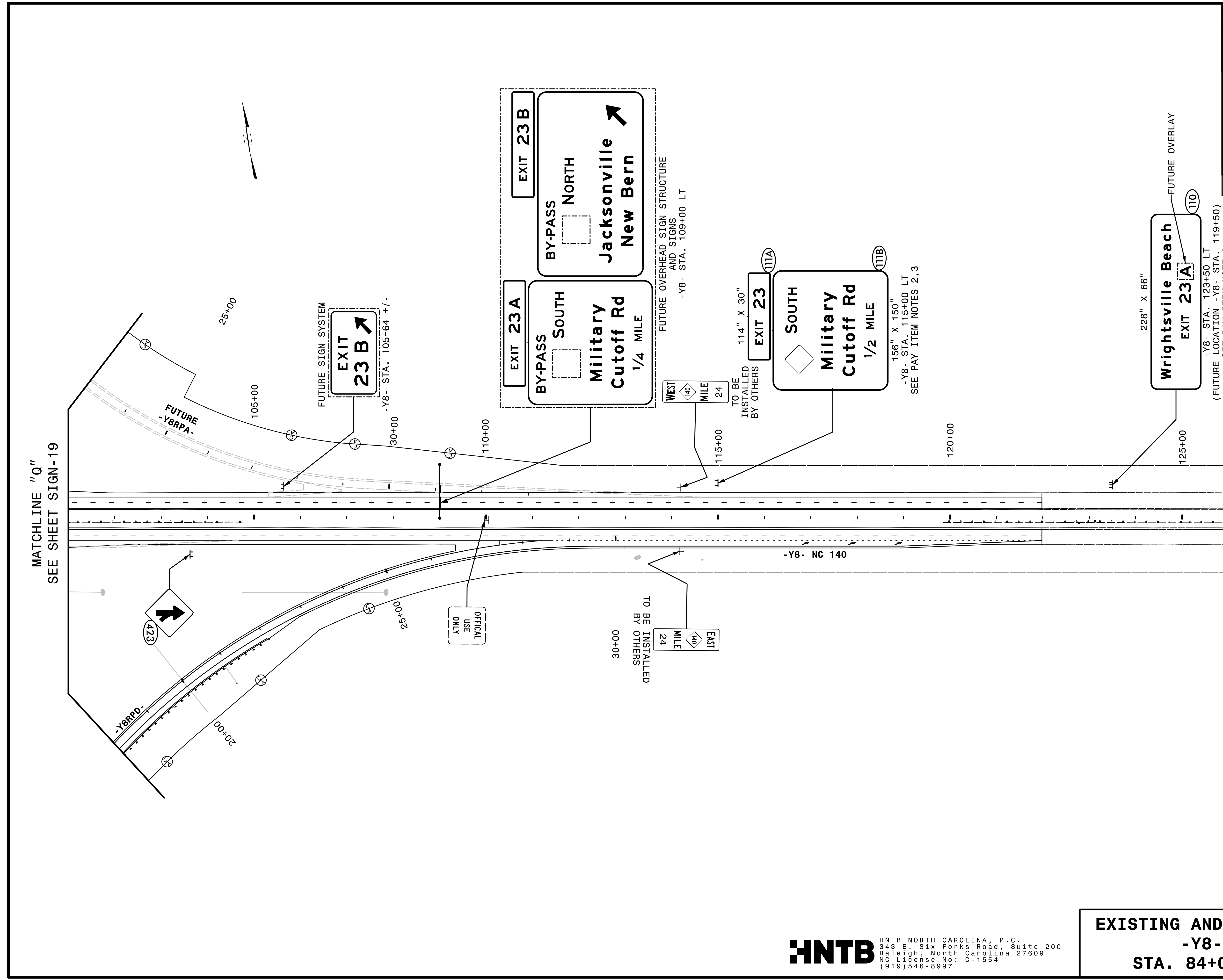
DOCUMENT NOT CONSIDERED FINAL UNLESS ALL SIGNATURES COMPLETED



EXISTING AND PROPOSED SIGNS
-Y8- NC 140
STA. 59+00 TO 84+00


HNTB
HNTB NORTH CAROLINA, P.C.
343 E. Six Forks Road, Suite 200
Raleigh, North Carolina 27609
NC License No: C-1554
(919) 546-8997

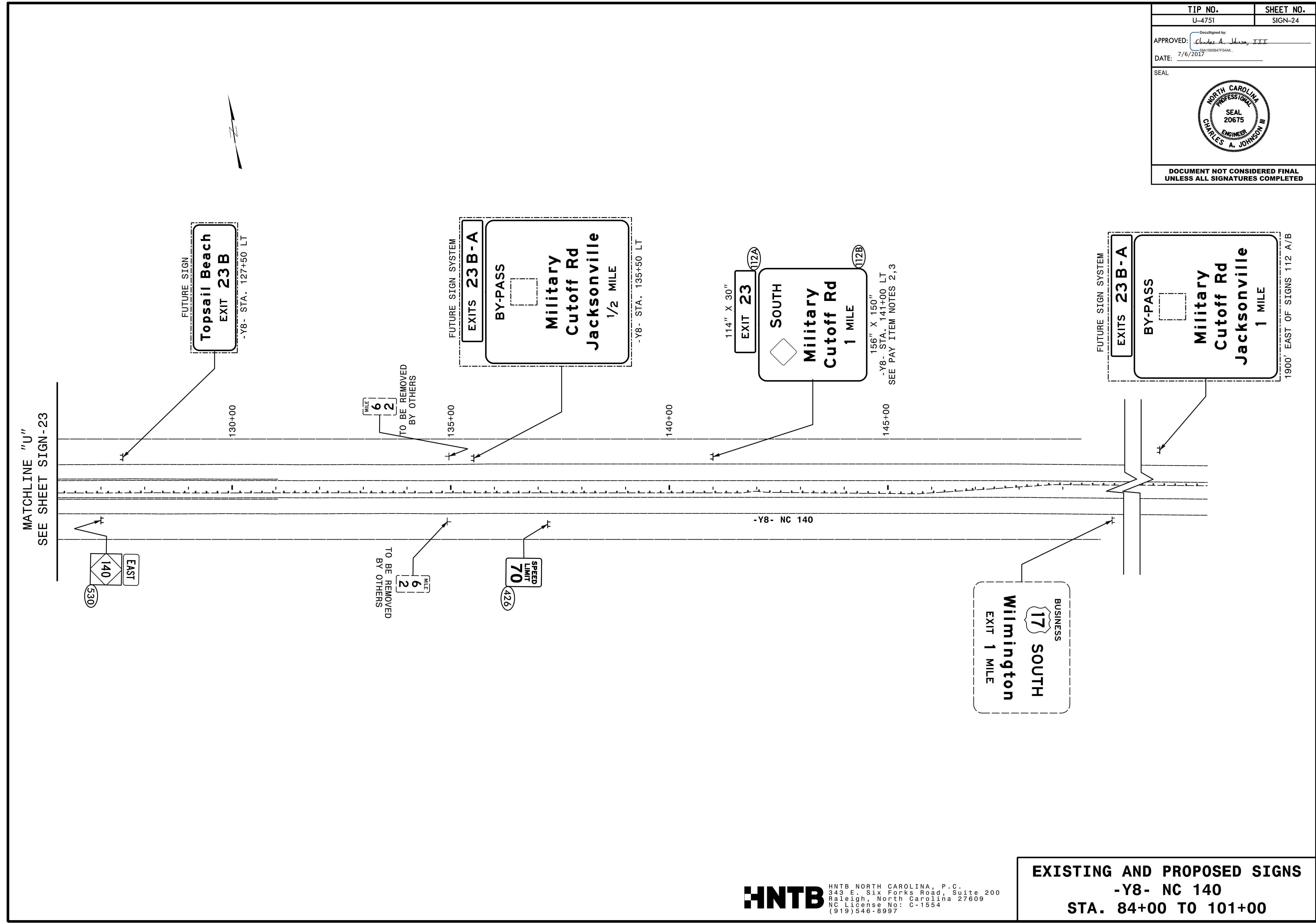
TIP NO. U-4751	SHEET NO. SIGN-23
APPROVED: <i>Charles A. Johnson, III</i> DATE: 7/6/2017	
	
DOCUMENT NOT CONSIDERED FINAL UNLESS ALL SIGNATURES COMPLETED	



EXISTING AND PROPOSED SIGNS
-Y8- NC 140
STA. 84+00 TO 145+00

HNTB HNTB NORTH CAROLINA, P.C.
343 E. Six Forks Road, Suite 200
Raleigh, North Carolina 27609
NC License No. C-1554
(919) 546-8997

TIP NO. U-4751	SHEET NO. SIGN-24
APPROVED: <i>Charles A. Johnson, III</i> DATE: 7/6/2017	
	
DOCUMENT NOT CONSIDERED FINAL UNLESS ALL SIGNATURES COMPLETED	



HNTB HNTB NORTH CAROLINA, P.C.
343 E. Six Forks Road, Suite 200
Raleigh, North Carolina 27609
NC License No. C-1554
(919) 546-8997

EXISTING AND PROPOSED SIGNS
-Y8- NC 140
STA. 84+00 TO 101+00