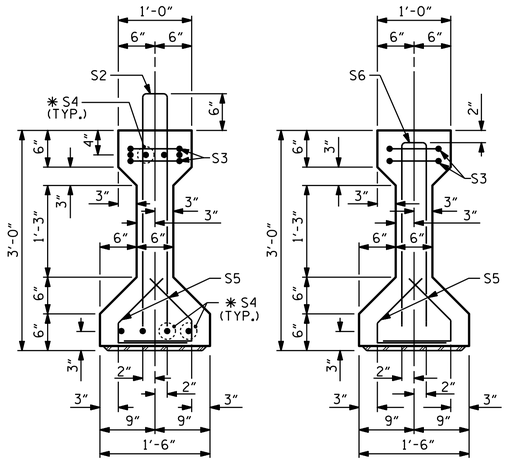

SECTION A-A

SECTION B-B

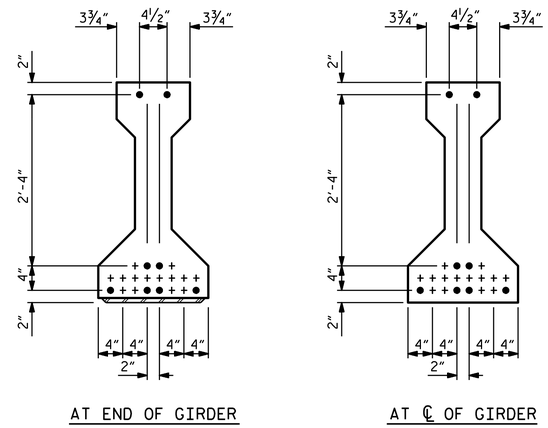

0.6"Ø LOW RELAXATION STRAND LAYOUT

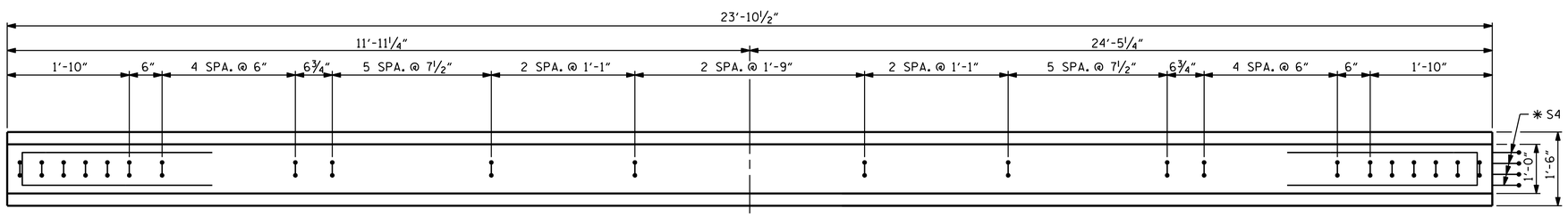

PLAN OF GIRDER

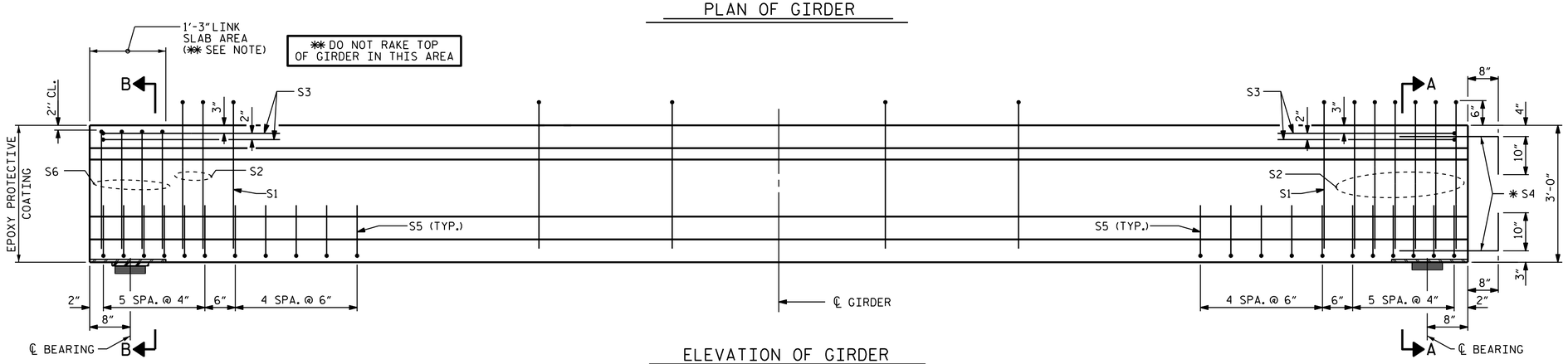

ELEVATION OF GIRDER

0.6"Ø L. R. GRADE 270 STRANDS

AREA (SQUARE INCHES)	ULTIMATE STRENGTH (LBS. PER STRAND)	APPLIED PRESTRESS (LBS. PER STRAND)
0.217	58,600	43,950

REINFORCING STEEL FOR ONE GIRDER

BAR	NUMBER	SIZE	TYPE	LENGTH	WEIGHT
S1	27	#4	1	6'-10"	123
S2	8	#5	1	6'-10"	57
S3	4	#4	1	8'-8"	23
✱ S4	8	#5	STR	3'-8"	46
S5	44	#4	2	2'-4"	69
S6	4	#5	1	5'-8"	24

✱ NOTE: S4 BARS SHALL BE BENT BEFORE SHIPMENT. HEAT BENDING SHALL NOT BE ALLOWED.

BAR TYPES

ALL BAR DIMENSIONS ARE OUT-TO-OUT

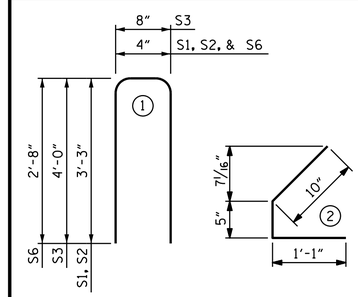

QUANTITIES FOR ONE GIRDER

	REINFORCING STEEL LB.	5000 PSI CONCRETE C.Y.	0.6"Ø L. R. STRANDS No.
	342	2.3	8

GIRDERS REQUIRED

NUMBER	LENGTH	TOTAL LENGTH
4	23'-10½"	95'-6"

PROJECT NO. B-5236

NEW HANOVER COUNTY

STATION: 15+64.40 -L-

SHEET 3 OF 4

STATE OF NORTH CAROLINA
DEPARTMENT OF TRANSPORTATION
RALEIGH

STANDARD

AASHTO TYPE II
PRESTRESSED CONCRETE GIRDER
CONTINUOUS FOR LIVE LOAD
SPAN C

NORTH CAROLINA PROFESSIONAL SEAL 21271 ENGINEER GREGORY W. DICKEY

DocuSigned by: Greg Dickey 884E46B8CE5B486... 8/1/2017

DOCUMENT NOT CONSIDERED FINAL UNLESS ALL SIGNATURES COMPLETED

REVISIONS						SHEET NO.
NO.	BY:	DATE:	NO.	BY:	DATE:	S-13
1			3			TOTAL SHEETS
2			4			35

DESIGN ENGINEER OF RECORD: A. K. PATEL DATE: 06/17

ASSEMBLED BY: William T. Parker DATE: 07/16
CHECKED BY: J. P. ADAMS DATE: 08/16

DRAWN BY: ELR 8/91
CHECKED BY: GRP 8/91

REV. 5/1/06R TLA/GM
REV. 10/1/11 MAA/GM
REV. 1/15 MAA/TMG

31-JUL-2017 13:03
R:\Structures\Plans\DGN\04_B5236_SMU_01_GDR.dgn
pknewton

STD. NO. PCG4