

**This electronic collection of documents is provided  
for the convenience of the user  
and is Not a Certified Document –**

**The documents contained herein were originally issued  
and sealed by the individuals whose names and license  
numbers appear on each page, on the dates appearing  
with their signature on that page.**

**This file or an individual page  
shall not be considered a certified document.**


T.I.P.: U-2579C

CONTRACT: C203979

**STATE OF NORTH CAROLINA  
DEPARTMENT OF TRANSPORTATION**

**SIGNING PLAN  
FORSYTH COUNTY**

**LOCATION: WINSTON - SALEM NORTHERN BELTWAY (EASTERN SECTION)  
FROM US 311 TO US 158 (FUTURE I-74)**

TIP NO. U-2579C	SHEET NO. SIGN-1
APPROVED: <u>Charles A. Johnson, III</u> DATE: 7/5/2017	
	
DOCUMENT NOT CONSIDERED FINAL UNLESS ALL SIGNATURES COMPLETED	

**ROADWAY STANDARD DRAWING**

THE FOLLOWING ROADWAY STANDARDS AS APPEAR IN "ROADWAY STANDARD DRAWINGS" - PROJECT SERVICES UNIT - N.C. DEPARTMENT OF TRANSPORTATION - RALEIGH, N.C., DATED JANUARY 2012 ARE APPLICABLE TO THIS PROJECT AND BY REFERENCE HEREBY ARE CONSIDERED A PART OF THESE PLANS:

STD. NO.	TITLE
901.10	TYPE 'A' SIGNS
901.20	TYPE 'B' SIGNS
901.50	ARROWS AND SHIELDS
901.60	RIVET SPACING FOR OVERLAYED SIGNS
901.70	SIGN STRINGERS AND SUPPORT SPACING
901.80	SIGN MOUNTING DETAILS - FOR TYPE A AND TYPE B SIGNS
903.10	GROUND MOUNTED SIGN SUPPORTS (EXCEPT 1 OF 3 WHICH IS REPLACED WITH SIGN-2A AND 2 OF 3 WHICH IS REPLACED WITH SIGN-2B IN PLANS)
904.10	ORIENTATION OF GROUND MOUNTED SIGNS
904.20	SECONDARY SIGN MOUNTING
904.30	SUPPLEMENTAL SIGN MOUNTING
904.40	MILEPOST AND PLACEMENT (REPLACED WITH SIGN-2C IN PLANS)
904.50	MOUNTING OF TYPE 'D', 'E' AND 'F' SIGNS ON 'U' CHANNEL POSTS
1264.01	OBJECT MARKER TYPES
1264.02	OBJECT MARKER INSTALLATION

**PAY ITEM NOTES**

- 1 SIGN ERECTION, TYPE D, E, AND F
- 2 SIGN ERECTION, TYPE A (OVERHEAD)
- 3 SIGN ERECTION, TYPE B (OVERHEAD)
- 4 SIGN ERECTION, TYPE A (GROUND MOUNTED)
- 5 SIGN ERECTION, TYPE B (GROUND MOUNTED)
- 6 SIGN ERECTION, MILEMARKERS
- 7 SIGN ERECTION, OVERLAY (OVERHEAD)
- 8 SIGN ERECTION, RELOCATE TYPE D (GROUND MOUNTED)
- 9 SIGN ERECTION, RELOCATE TYPE F (GROUND MOUNTED)
- 10 SIGN ERECTION, REPOSITION OVERHEAD
- 11 DISPOSAL OF SIGN SYSTEM, U-CHANNEL
- 12 DISPOSAL OF SUPPORT, U-CHANNEL
- 13 DISPOSAL OF SIGN, A OR B (OVERHEAD)
- 14 OBJECT MARKERS (END OF ROAD)

**SUMMARY OF QUANTITIES**


ITEM NO.		ITEM DESCRIPTION	QUANTITY	UNIT
DESC. NO.	SECT. NO.			
4054000000	902	PLAIN CONCRETE SIGN FOUNDATIONS	1	C.Y.
4057000000	SP	OVERHEAD FOOTING	51	C.Y.
4060000000	903	SUPPORTS, BREAKAWAY STEEL BEAM	472	LB.
4072000000	903	SUPPORTS, 3 LB STEEL U-CHANNEL	2,701	LF.
4082100000	SP	SUPPORTS, OVERHEAD SIGN STRUCTURE AT -L- STA. 410+00 LT	1	L.S.
4082100000	SP	SUPPORTS, OVERHEAD SIGN STRUCTURE AT -L- STA. 458+00	1	L.S.
4082100000	SP	SUPPORTS, OVERHEAD SIGN STRUCTURE AT -L- STA. 459+00 LT	1	L.S.
4082100000	SP	SUPPORTS, OVERHEAD SIGN STRUCTURE AT -L- STA. 481+00	1	L.S.
4096000000	904	SIGN ERECTION, TYPE D	7	EA.
4102000000	904	SIGN ERECTION, TYPE E	83	EA.
4108000000	904	SIGN ERECTION, TYPE F	15	EA.
4109000000	904	SIGN ERECTION, TYPE A (OVERHEAD)	6	EA.
4109000000	904	SIGN ERECTION, TYPE B (OVERHEAD)	1	EA.
4110000000	904	SIGN ERECTION, TYPE A (GROUND MOUNTED)	2	EA.
4110000000	904	SIGN ERECTION, TYPE B (GROUND MOUNTED)	2	EA.
4114000000	904	SIGN ERECTION, MILEMARKERS	6	EA.
4115000000	904	SIGN ERECTION, OVERLAY (OVERHEAD)	16	EA.
4116100000	904	SIGN ERECTION, RELOCATE TYPE D (GROUND MOUNTED)	1	EA.
4116100000	904	SIGN ERECTION, RELOCATE TYPE F (GROUND MOUNTED)	3	EA.
4116200000	904	SIGN ERECTION, REPOSITION OVERHEAD	4	EA.
4155000000	907	DISPOSAL OF SIGN SYSTEM, U-CHANNEL	22	EA.
4192000000	907	DISPOSAL OF SUPPORT, U-CHANNEL	2	EA.
4234000000	907	DISPOSAL OF SIGN, A OR B (OVERHEAD)	4	EA.
4915000000	1264	7' U-CHANNEL POSTS	3	EA.
4955000000	1264	OBJECT MARKERS (END OF ROAD)	3	EA.

**GENERAL NOTES**

- . SIGNS FURNISHED BY STATE.
- . RETAIN ALL EXISTING SIGNS UNLESS OTHERWISE NOTED.
- . ALL PROPOSED SIGNS SEE PAY ITEM NOTE 1 UNLESS OTHERWISE NOTED.
- . CONFIRM IN WRITING AT LEAST 4 MONTHS IN ADVANCE, THE ACTUAL DATE THE DEPARTMENT FURNISHED SIGNS WILL BE REQUIRED.
- . ALL TYPE D SIGNS SHALL BE MOUNTED ON TWO U-CHANNEL POSTS UNLESS OTHERWISE INDICATED ON THE PLANS.
- . IF REMOVAL OR RELOCATION OF SIGNS ON PRIVATE STREET (NON-STATE MAINTAINED) IS REQUIRED DUE TO CONSTRUCTION, THE CONTRACTOR SHALL INFORM THE ENGINEER. THE WORK WILL BE COMPLETED BY OTHERS.
- . WHEN NOT STATIONED OR DIMENSIONED ON PLANS, ALL TYPE E AND F SIGNS SHALL BE FIELD LOCATED BY THE ENGINEER.
- . WHEN EXISTING SIGNS ARE REMOVED AND INSTALLED ON NEW SUPPORTS, THE RE-ERECTION SHALL IMMEDIATELY FOLLOW THE REMOVAL.
- . THE BACKGROUND FOR TYPE E AND F SIGNS SHALL BE GRADE C REFLECTIVE SHEETING UNLESS OTHERWISE.
- . DO NOT BEGIN FABRICATION FOR TYPE A AND B SIGNS MOUNTED ON OVERHEAD STRUCTURES OR STEEL SUPPORTS UNTIL "S" DIMENSIONS HAVE BEEN FIELD VERIFIED.
- . SEE ROADWAY PLANS FOR GUARD/GUIDE RAIL DETAILS.

PLANS REVIEWED BY: N.C.D.O.T. SIGNING AND DELINEATION UNIT

KELVIN JORDAN SIGNING & DELINEATION WESTERN REGIONAL ENGINEER  
ASHLEY KIDD SIGNING & DELINEATION PROJECT DESIGN ENGINEER



PLANS PREPARED BY:


**HNTB**  
HNTB NORTH CAROLINA, P.C.  
343 E. Six Forks Road, Suite 200  
Raleigh, North Carolina 27609  
NC License No: C-1554  
(919) 546-8997

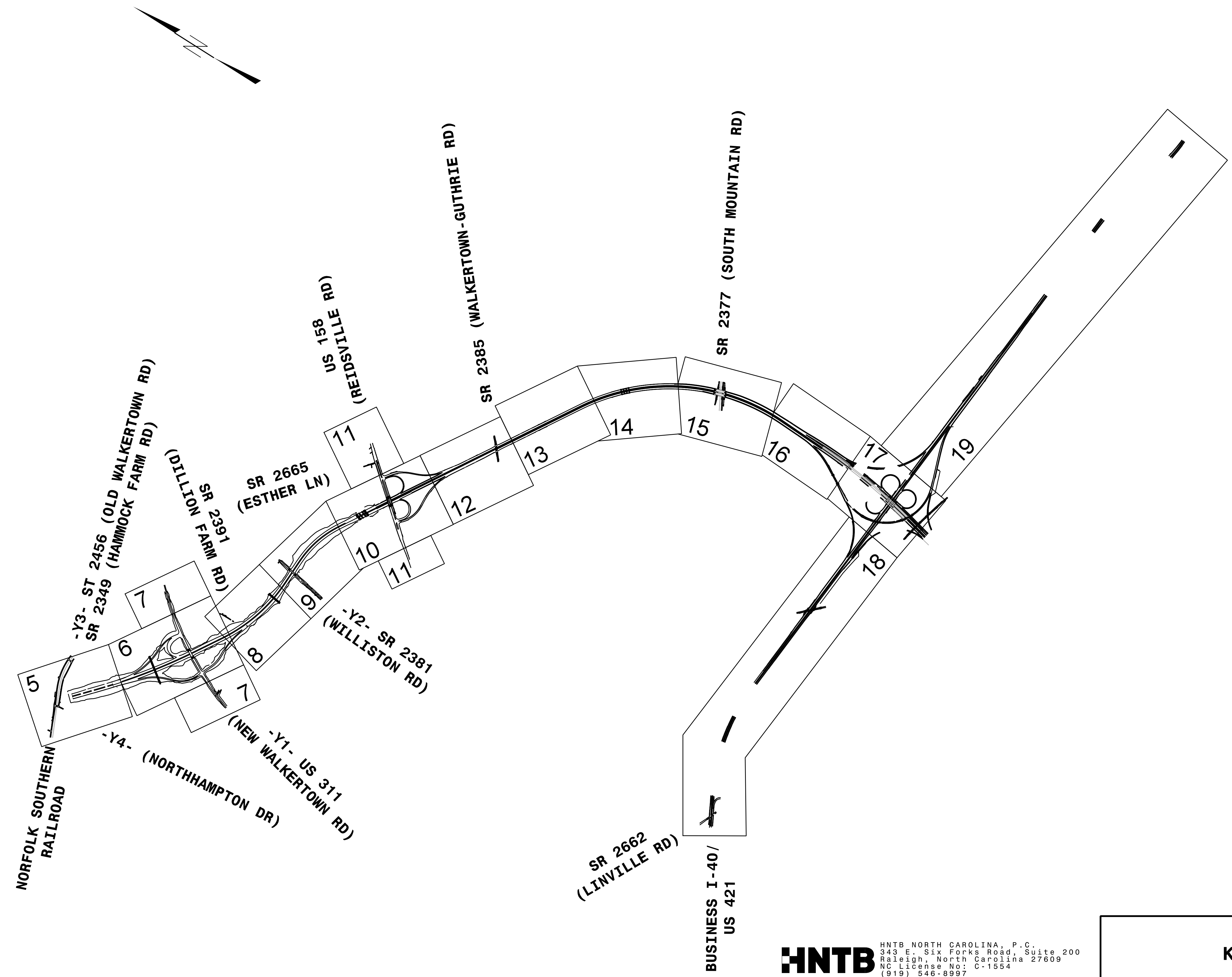
C.A. JOHNSON, III, PE SIGNING PROJECT ENGINEER  
A.D. KLINKSIEK, PE, PTOE SIGNING DESIGN ENGINEER  
T.R. TERRELL SIGNING DESIGN TECHNICIAN

**INDEX**

SHEET NO.	DESCRIPTION
SIGN-1	TITLE SHEET
SIGN-1A	KEY SHEET
SIGN-2-2C	SUPPORT INFORMATION, GROUND MOUNTED SIGN AND MILEMARKER STANDARDS
SIGN-3-3F	OVERHEAD SIGN STRUCTURE ELEVATION DRAWINGS
SIGN-4-4H	SIGN DESIGNS, TYPE E AND F SIGNS AND MILEMARKER SHEETS
SIGN-5-19	SIGNING PLAN SHEETS




TIP NO. U-2579C	SHEET NO. SIGN-1A
APPROVED: <i>Charles A. Johnson, III</i> <small>DocuSigned by: Charles A. Johnson, III USA1505247752440</small>	
DATE: 7/5/2017	
SEAL	
	
DOCUMENT NOT CONSIDERED FINAL UNLESS ALL SIGNATURES COMPLETED	



**HNTB**  
 HNTB NORTH CAROLINA, P.C.  
 343 E. Six Forks Road, Suite 200  
 Raleigh, North Carolina 27609  
 NC License No: C-1554  
 (919) 546-8997

**KEY SHEET**

TIP NO. U-2579C	SHEET NO. SIGN-2
APPROVED: <i>Charles A. Johnson, III</i> 7/5/2017	
DATE: 7/5/2017	
	
DOCUMENT NOT CONSIDERED FINAL UNLESS ALL SIGNATURES COMPLETED	

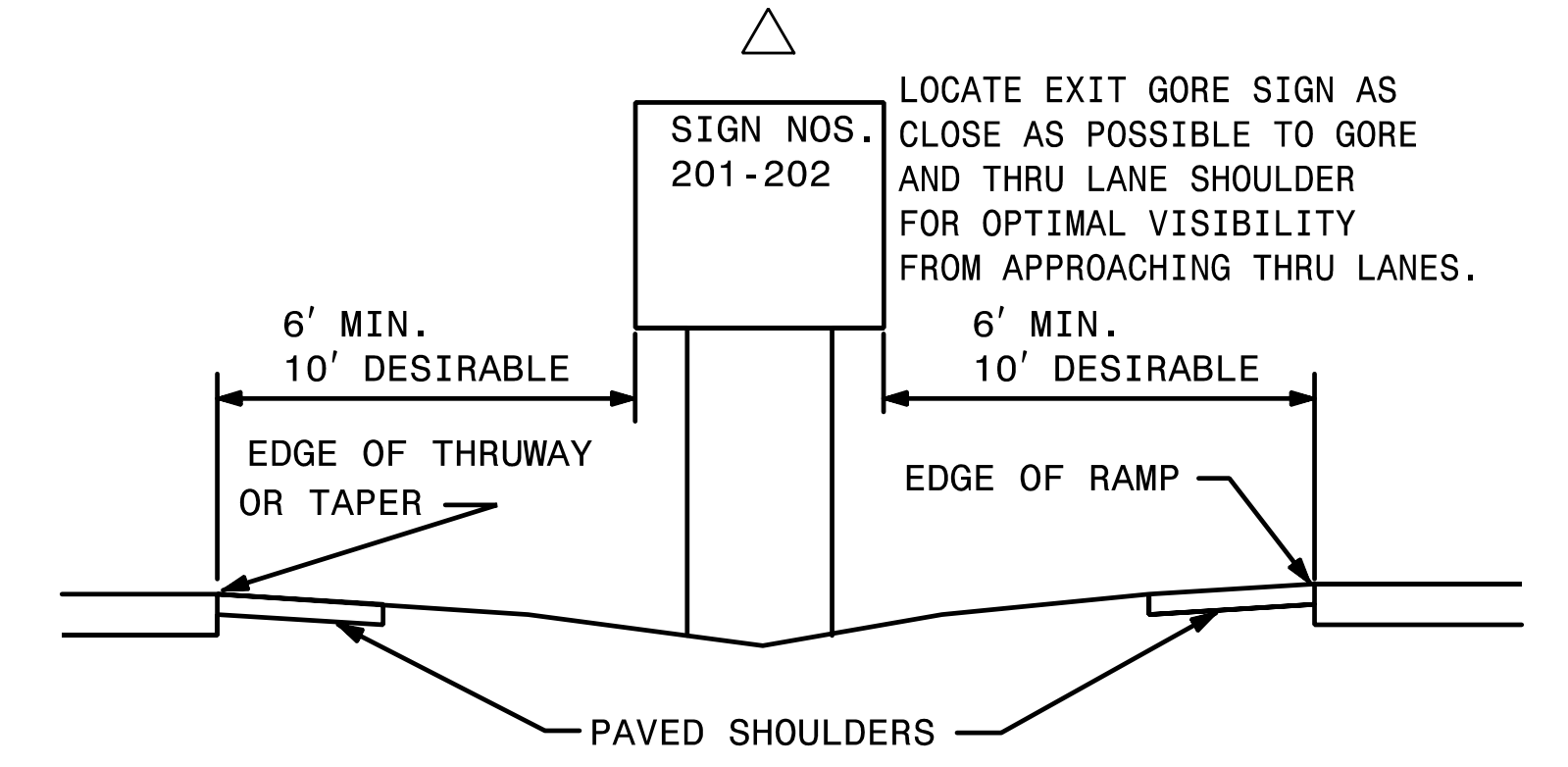
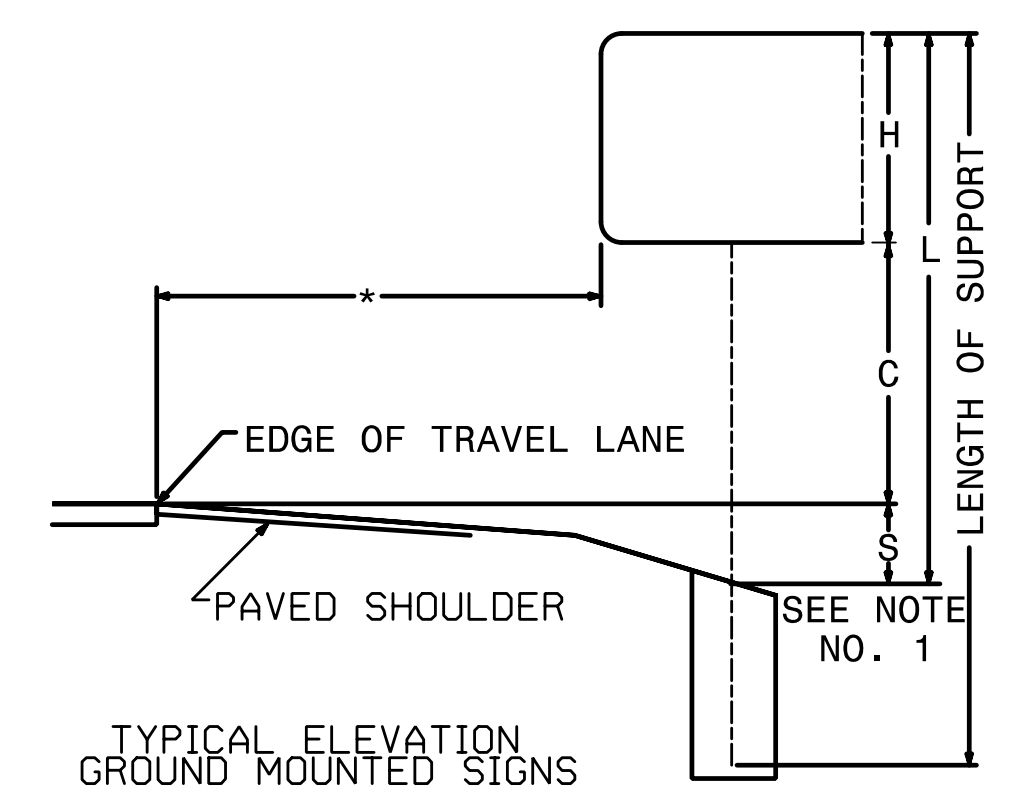
Version: 3.1 Posted: 6/2/2017

NUMBER	TYPE	SIGN SIZE (in.)			ROADWAY STATION	NUMBER OF SUPPORTS	BEAM SECTION	SUPPORT TYPE BA or S	OMNI COUPLER	ATTACHMENT METHOD	MOUNTING METHOD	HORIZONTAL CLEARANCE* (ft.)	SUPPORT SPACING	LENGTH (ft)			LEFT SUPPORT (ft)			CENTER SUPPORT (ft)			RIGHT SUPPORT (ft)			SUPPORT WEIGHTS		FOOTINGS				FIELD VERIFIED SEE NOTE 2 (mm/dd/yy)
		SNS HT "H"	MTG HT "C"	EMBED-MENT										S	L	LENGTH	S	L	LENGTH	S	L	LENGTH	B/A (lbs.)	SIMPLE (lbs.)	DIAMETER (ft.)	DEPTH (ft.)	REINFORCED (c.y.)	PLAIN (c.y.)				
		w	x	h										S	L	LENGTH	S	L	LENGTH	S	L	LENGTH	B/A (lbs.)	SIMPLE (lbs.)	DIAMETER (ft.)	DEPTH (ft.)	REINFORCED (c.y.)	PLAIN (c.y.)				
201A	A	78	x	60	-L- 404+70+/-	2	S3x5.7	BA	N/A	N/A	N/A	Δ	3.81	7.00	7.00	3.0	0.50	14.50	17.50	0.00	0.00	0.00	0.50	14.50	17.50	235.50	0	1.0	3.5	0.00	0.20	
202A	A	78	x	60	-L- 485+45 +/-	2	S3x5.7	BA	N/A	N/A	N/A	Δ	3.81	7.00	7.00	3.0	0.50	14.50	17.50	0.00	0.00	0.00	0.50	14.50	17.50	235.50	0	1.0	3.5	0.00	0.20	
201B	B	78	x	24																												
202B	B	78	x	24																												

TOTAL	TOTAL	TOTAL	TOTAL
471.00	0.00	0.00	0.41
USE:	472.00	0.00	0.00 1.00


NOTES:

- DIMENSION "S" REPRESENTS AN INCREASE (+), OR A DECREASE (-) IN POLE LENGTH, RELATIVE TO THE ELEVATION OF THE EDGE OF TRAVEL LANE.
- FIELD VERIFICATIONS SHALL BE REQUIRED FOR ALL SUPPORTS, SEE (\*) ARTICLE 903-3. FABRICATORS SHALL BE AISC CERTIFIED IN CATEGORY 1, SEE (\*) ARTICLE 1072-1. (\*) = N.C.D.O.T. STANDARD SPECIFICATIONS FOR ROADS AND STRUCTURES
- PLAN LOCATIONS FOR EXISTING UTILITIES ARE BASED ON THE BEST AVAILABLE INFORMATION AND, THEREFORE MAY NOT BE PRECISELY ACCURATE. THEREFORE, IT IS INCUMBENT UPON THE CONTRACTOR TO DETERMINE THE EXACT LOCATION OF UTILITIES BEFORE BEGINNING WORK IN A LOCATION.



**HNTB**  
 HNTB NORTH CAROLINA, P.C.  
 343 E. Six Forks Road, Suite 200  
 Raleigh, North Carolina 27609  
 NC License No: C-1554  
 (919) 546-8997

**TYPE A AND TYPE B  
GROUND MOUNTED SIGNS**

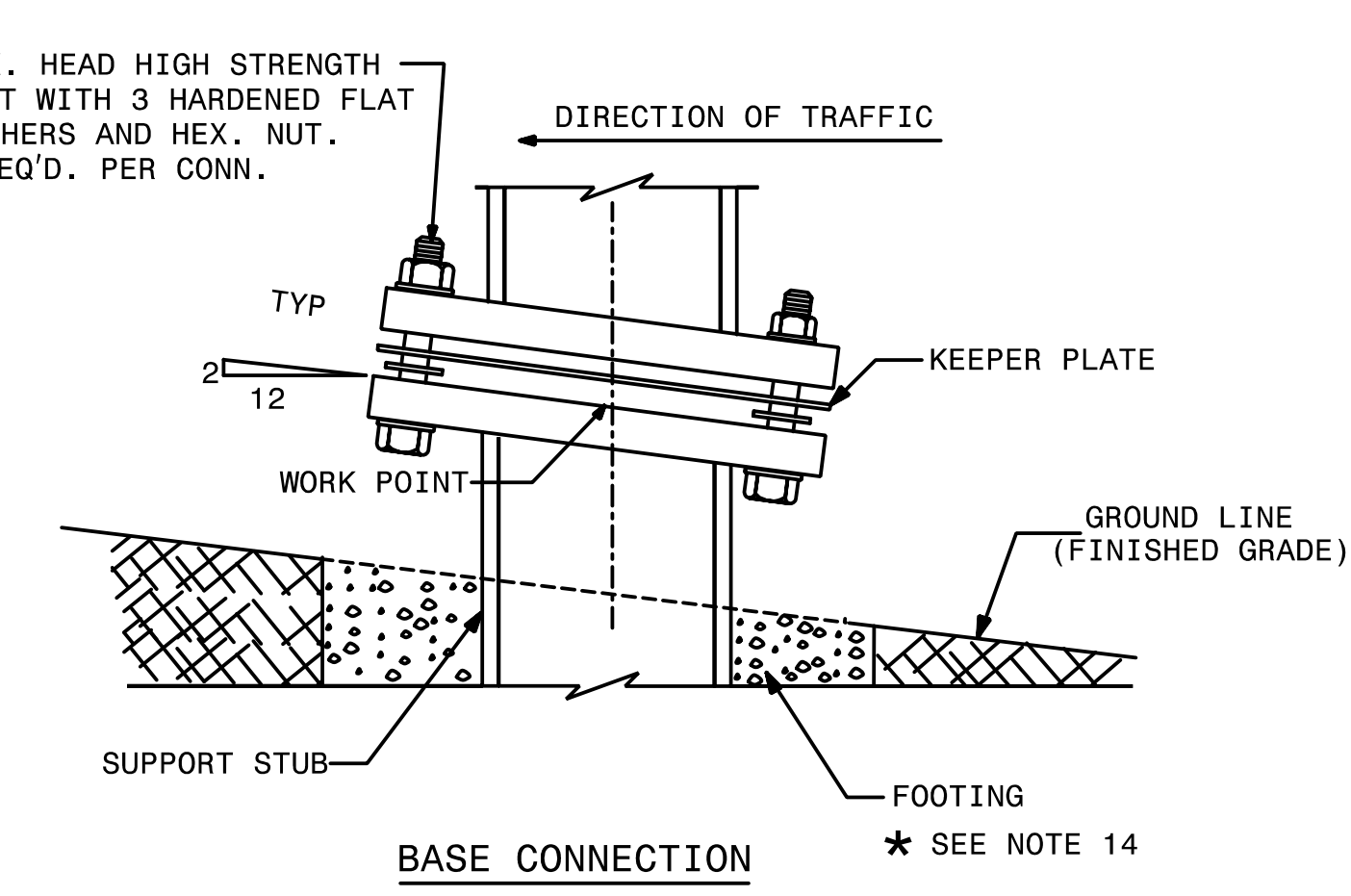
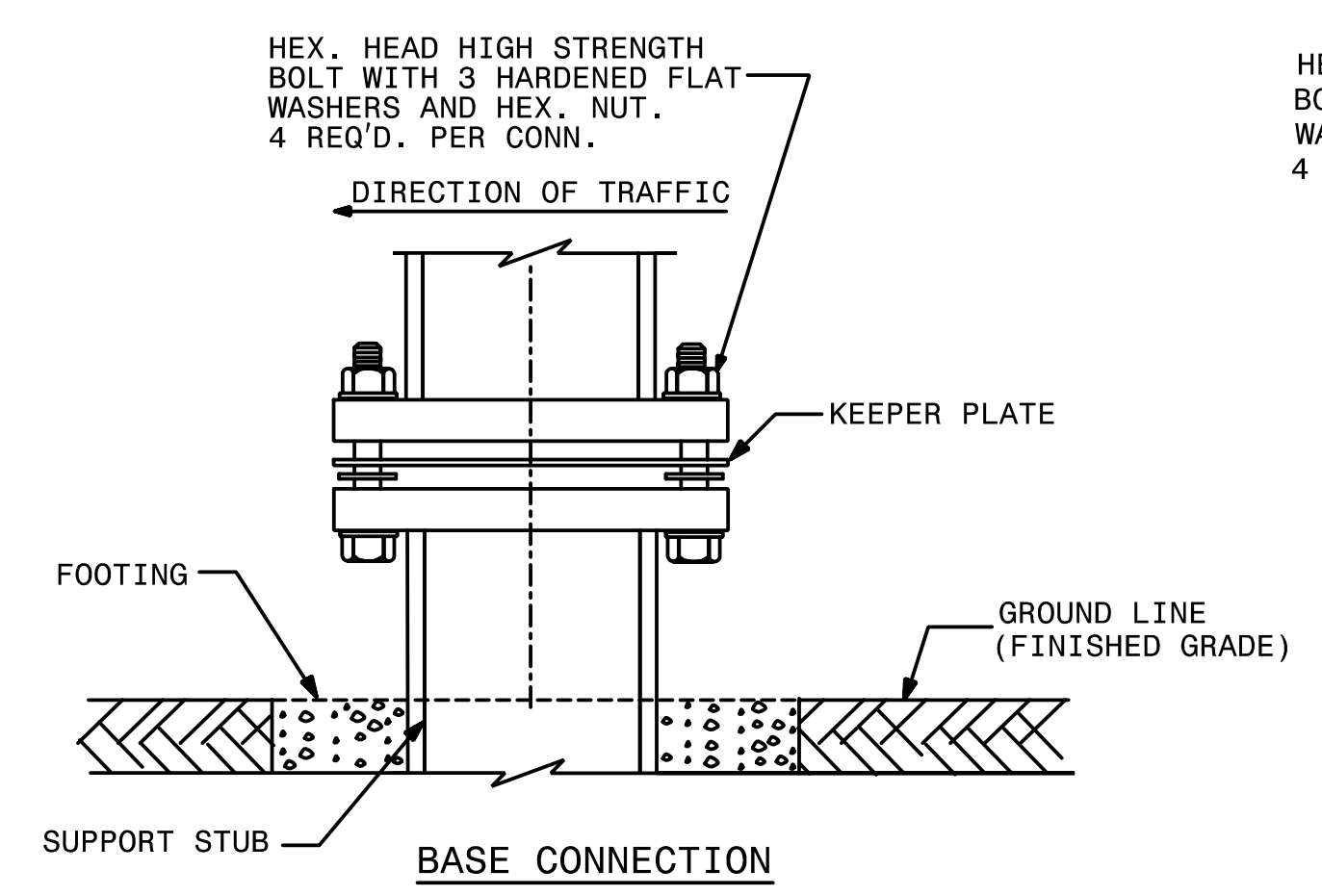
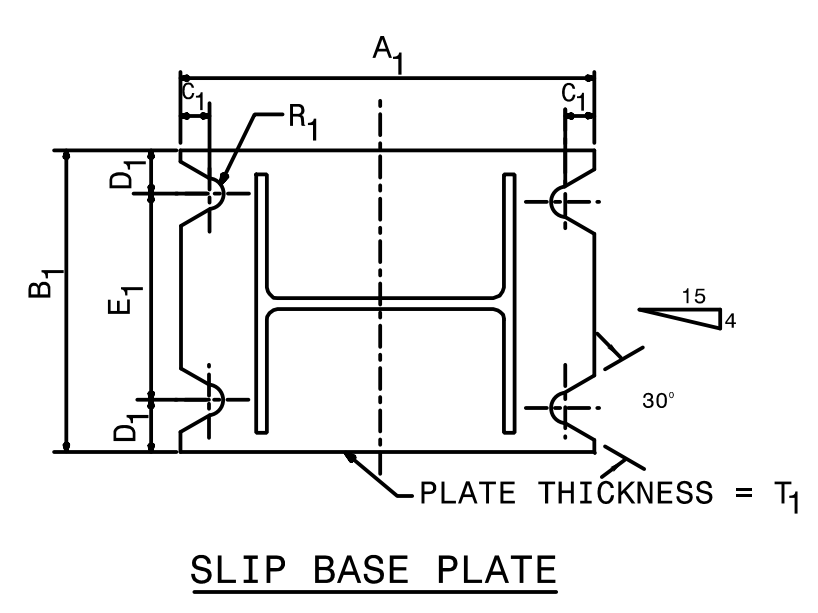
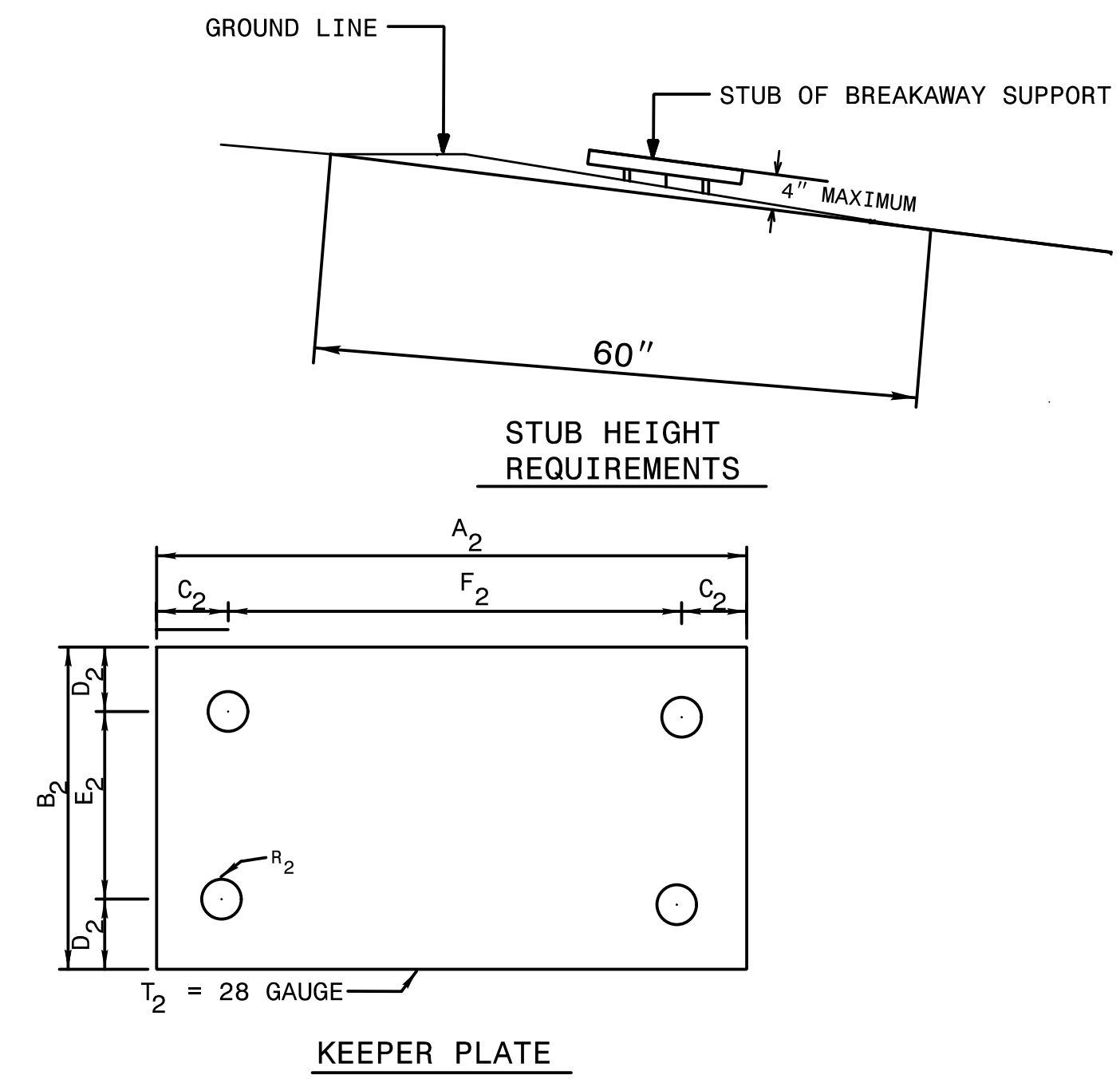
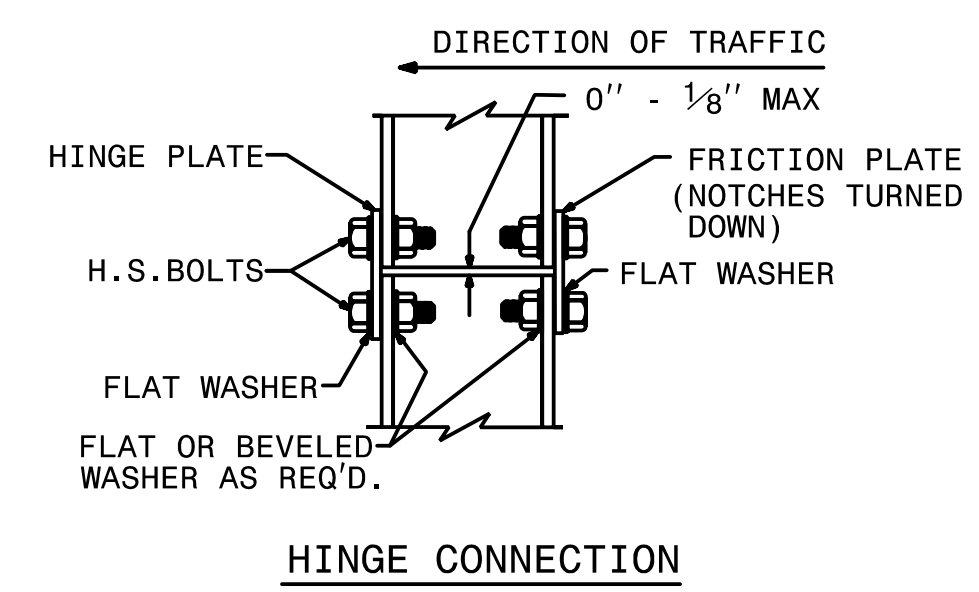
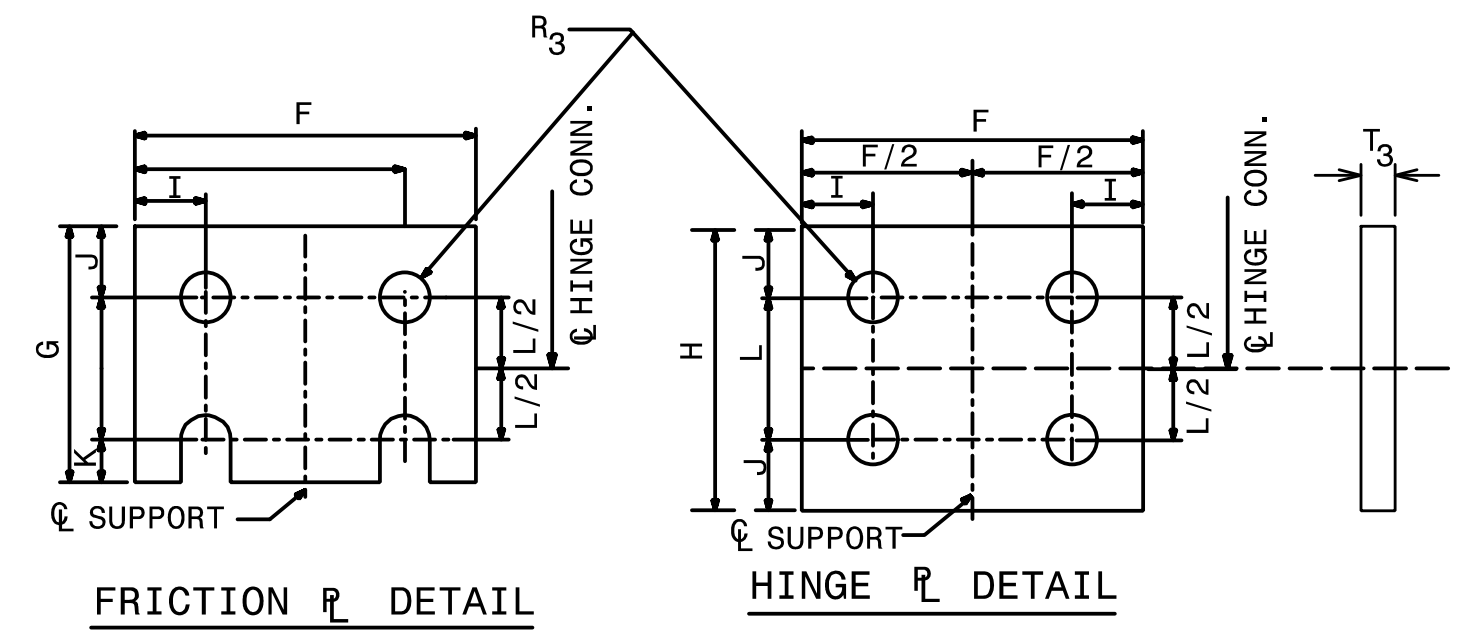
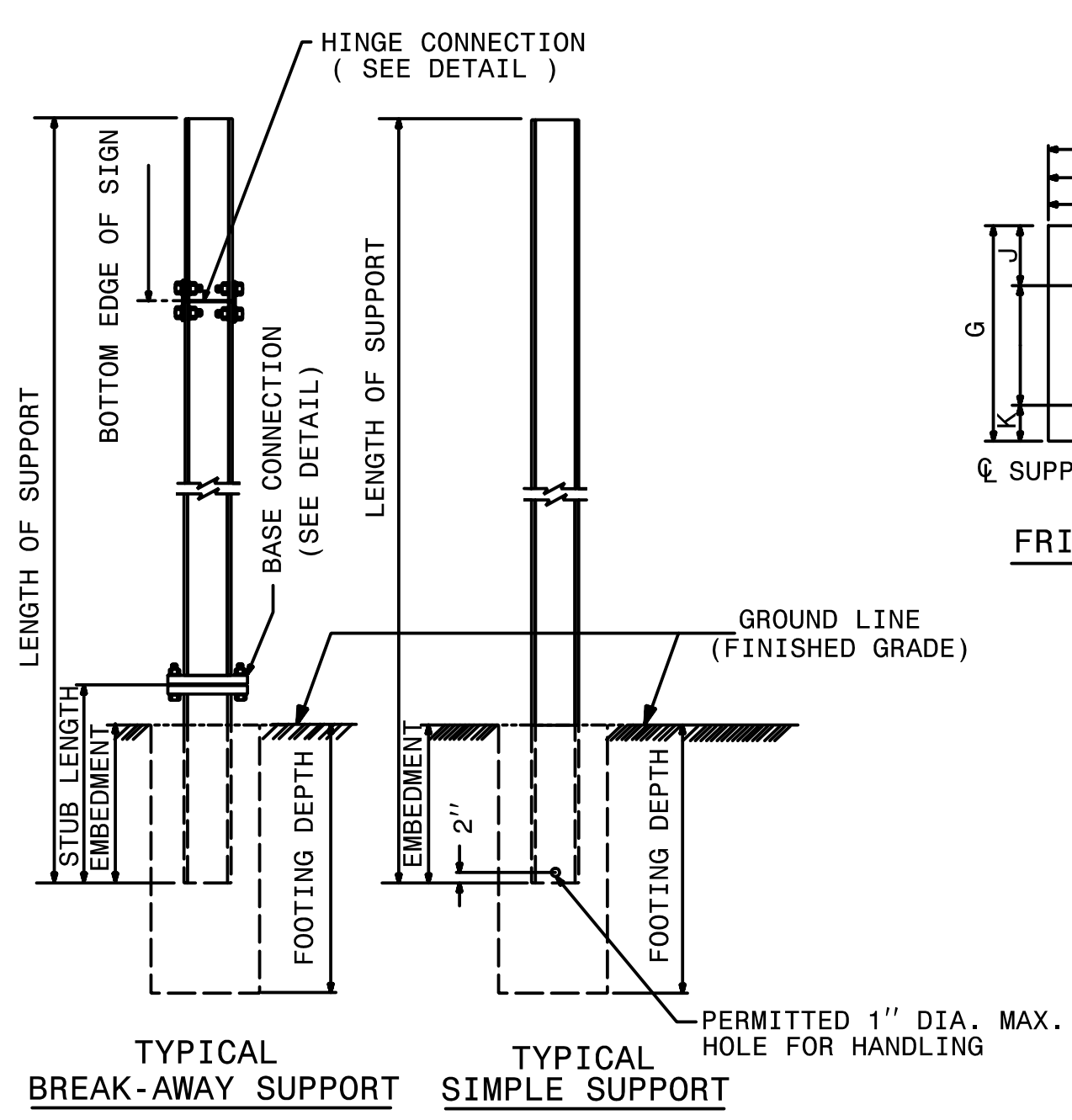
TIP NO. U-2579C	SHEET NO. SIGN-2A
APPROVED: <i>Charles A. Johnson, III</i> 7/5/2017	
DATE: 7/5/2017	
SEAL	
	
DOCUMENT NOT CONSIDERED FINAL UNLESS ALL SIGNATURES COMPLETED	

STATE OF NORTH CAROLINA  
DEPT. OF TRANSPORTATION  
DIVISION OF HIGHWAYS  
RALEIGH, N.C.

1-12

ENGLISH STANDARD DRAWING FOR  
**GROUND MOUNTED SIGN SUPPORTS**

SHEET 1 OF 3  
**903D10**



SEE SHEET 2 OF 3 FOR  
BASE CONNECTION DATA  
HINGE CONNECTION DATA  
& FOUNDATION DATA.  
SEE SHEET 3 OF 3 FOR  
GENERAL NOTES.


STATE OF NORTH CAROLINA  
DEPT. OF TRANSPORTATION  
DIVISION OF HIGHWAYS  
RALEIGH, N.C.

1-12

ENGLISH STANDARD DRAWING FOR  
**GROUND MOUNTED SIGN SUPPORTS**

SHEET 1 OF 3  
**903D10**



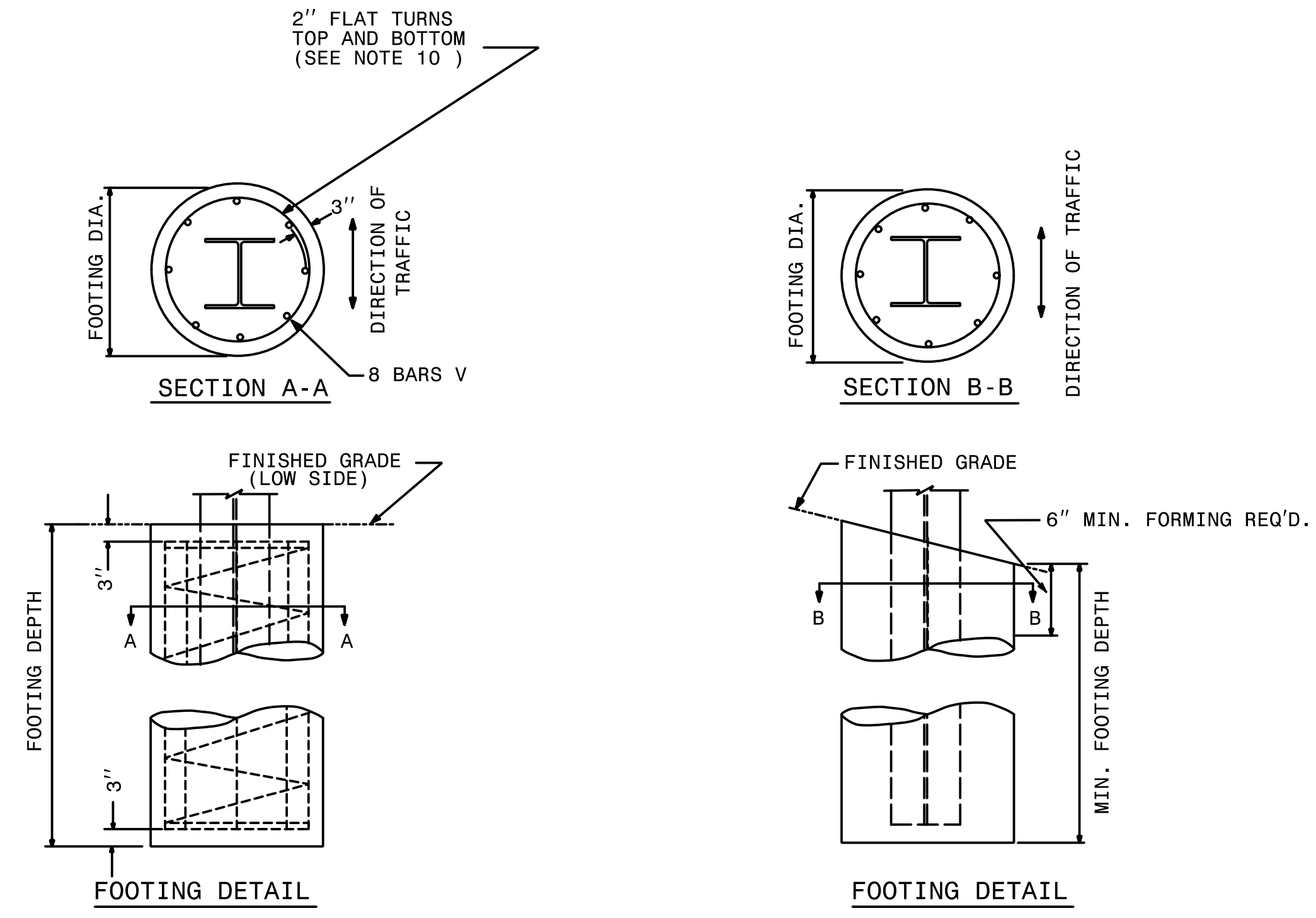
TIP NO. U-2579C	SHEET NO. SIGN-2B
APPROVED: <i>Charles A. Johnson, III</i> 7/5/2017	
DATE: 7/5/2017	
SEAL	
	
DOCUMENT NOT CONSIDERED FINAL UNLESS ALL SIGNATURES COMPLETED	

STATE OF  
NORTH CAROLINA  
DEPT. OF TRANSPORTATION  
DIVISION OF HIGHWAYS  
RALEIGH, N.C.

ENGLISH DETAIL DRAWING FOR  
**GROUND MOUNTED SIGN SUPPORTS**

SHEET 2 OF 3  
**903D10**

BEAM SHAPE	SLIP BASE PLATE DATA								KEEPER PLATE DATA								HINGE CONNECTION DATA								BREAK AWAY SUPPORT WEIGHT CONSTANT LBS.	
	BOLT SIZE	A <sub>1</sub>	B <sub>1</sub>	C <sub>1</sub>	D <sub>1</sub>	E <sub>1</sub>	T <sub>1</sub>	R <sub>1</sub>	A <sub>2</sub>	B <sub>2</sub>	C <sub>2</sub>	D <sub>2</sub>	E <sub>2</sub>	R <sub>2</sub>	T <sub>2</sub>	BOLT SIZE	F	G	H	I	J	K	L	R <sub>3</sub>		T <sub>3</sub>
S3X5.7	1/2"DIA. X 3/4"	7"	4"	1"	3/4"	2 1/2"	1"	9/32"	7"	4"	1"	3/4"	2 1/2"	9/32"	28 GAUGE	1/2"DIA. X 1 3/4"	2 1/4"	3 1/2"	4"	1 1/2"	1"	1 1/2"	2"	9/32"	3/8"	18
S4X7.7	1/2"DIA. X 3/4"	8"	4"	1"	3/4"	2 1/2"	1"	9/32"	8"	4"	1"	3/4"	2 1/2"	9/32"	28 GAUGE	1/2"DIA. X 1 3/4"	2 5/8"	3 1/2"	4"	1 1/2"	1"	1 1/2"	2"	9/32"	3/8"	20
W6X9	1/2"DIA. X 3/4"	10"	5"	1"	3/4"	3 1/2"	1"	9/32"	10"	5"	1"	3/4"	3 1/2"	9/32"	28 GAUGE	1/2"DIA. X 1 3/4"	4"	3 1/2"	4"	3/4"	1"	1 1/2"	2"	9/32"	3/8"	32
W6X12	5/8"DIA. X 4"	11"	5"	1 1/4"	7/8"	3 1/4"	1 1/4"	1 1/32"	11"	5"	1 1/4"	7/8"	3 1/4"	1 1/32"	28 GAUGE	5/8"DIA. X 2"	4"	4"	4 1/2"	3/4"	1 1/8"	5/8"	2 1/4"	1 1/32"	3/8"	39
W6X16	5/8"DIA. X 4 1/2"	12"	6"	1 1/4"	7/8"	4 1/4"	1 1/2"	1 1/32"	12"	6"	1 1/4"	7/8"	4 1/4"	1 1/32"	28 GAUGE	5/8"DIA. X 2 1/4"	4"	4"	4 1/2"	3/4"	1 1/8"	5/8"	2 1/4"	1 1/32"	1/2"	47
W8X18	5/8"DIA. X 4 1/2"	13 1/2"	6 1/2"	1 1/4"	7/8"	4 3/4"	1 1/2"	1 1/32"	13 1/2"	6 1/2"	1 1/4"	7/8"	4 3/4"	1 1/32"	28 GAUGE	5/8"DIA. X 2 1/4"	5 1/4"	4"	4 1/2"	1"	1 1/8"	5/8"	2 1/4"	1 1/32"	1/2"	70
W8X21	3/4"DIA. X 4 1/2"	14"	7"	1 1/2"	1"	5"	1 1/2"	1 1/32"	14"	7"	1 1/2"	1"	5"	1 1/32"	28 GAUGE	3/4"DIA. X 2 1/2"	5 1/4"	6"	7"	1"	1 3/4"	3/4"	3 1/2"	1 1/32"	1/2"	73
W10X22	3/4"DIA. X 4 1/2"	16"	8"	1 1/2"	1"	6"	1 1/2"	1 1/32"	16"	8"	1 1/2"	1"	6"	1 1/32"	28 GAUGE	3/4"DIA. X 2 1/2"	5 3/4"	6"	7"	1"	1 3/4"	3/4"	3 1/2"	1 1/32"	1/2"	119
W10X26	3/4"DIA. X 5 1/2"	16 1/2"	8"	1 1/2"	1"	6"	1 3/4"	1 1/32"	16 1/2"	8"	1 1/2"	1"	6"	1 1/32"	28 GAUGE	3/4"DIA. X 2 3/4"	5 3/4"	6"	7"	1"	1 3/4"	3/4"	3 1/2"	1 1/32"	5/8"	140
W12X26	3/4"DIA. X 5 1/2"	18 1/2"	9"	1 1/2"	1"	7"	1 3/4"	1 1/32"	18 1/2"	9"	1 1/2"	1"	7"	1 1/32"	28 GAUGE	3/4"DIA. X 2 3/4"	6 1/2"	6"	7"	1"	1 3/4"	3/4"	3 1/2"	1 1/32"	5/8"	176
W14X30	1"DIA. X 6"	22"	9"	2"	1 1/2"	6"	2"	1 1/32"	22"	9"	2"	1 1/2"	6"	1 1/32"	28 GAUGE	1"DIA. X 3"	6 3/4"	7"	8"	1 1/4"	2"	1"	4"	1 1/32"	5/8"	205
W16X31	1"DIA. X 6"	24"	9"	2"	1 1/2"	6"	2"	1 1/32"	24"	9"	2"	1 1/2"	6"	1 1/32"	28 GAUGE	1"DIA. X 3"	5 1/2"	7"	8"	1 1/4"	2"	1"	4"	1 1/32"	3/4"	223
W18X35	1"DIA. X 6"	25"	9"	2"	1 1/2"	6"	2"	1 1/32"	25"	9"	2"	1 1/2"	6"	1 1/32"	28 GAUGE	1"DIA. X 3"	6"	7"	8"	1 1/4"	2"	1"	4"	1 1/32"	3/4"	243
W18X40	1"DIA. X 6 1/2"	26"	9"	2"	1 1/2"	6"	2 1/4"	1 1/32"	26"	9"	2"	1 1/2"	6"	1 1/32"	28 GAUGE	1"DIA. X 3 1/2"	6"	7"	8"	1 1/4"	2"	1"	4"	1 1/32"	7/8"	278
W21X44	1"DIA. X 7"	29"	9"	2"	1 1/2"	6"	2 1/2"	1 1/32"	29"	9"	2"	1 1/2"	6"	1 1/32"	28 GAUGE	1"DIA. X 3 1/2"	6 1/2"	7"	8"	1 1/4"	2"	1"	4"	1 1/32"	7/8"	310




FOUNDATION DATA *		
FOOTING DIAMETER	REINFORCEMENT	SPIRAL BAR
1'-6"	8 # 6 BARS	#3 BAR, 6" PITCH
2'	8 # 7 BARS	#3 BAR, 6" PITCH
2'-6"	8 # 9 BARS	#3 BAR, 6" PITCH
3'	8 # 11 BARS	#3 BAR, 6" PITCH
3'-6"	8 # 12 BARS	#3 BAR, 6" PITCH
4'	8 # 14 BARS	#3 BAR, 6" PITCH

\* FOUNDATION DIMENSIONS ARE SHOWN IN PLANS

STATE OF  
NORTH CAROLINA  
DEPT. OF TRANSPORTATION  
DIVISION OF HIGHWAYS  
RALEIGH, N.C.

ENGLISH DETAIL DRAWING FOR  
**GROUND MOUNTED SIGN SUPPORTS**

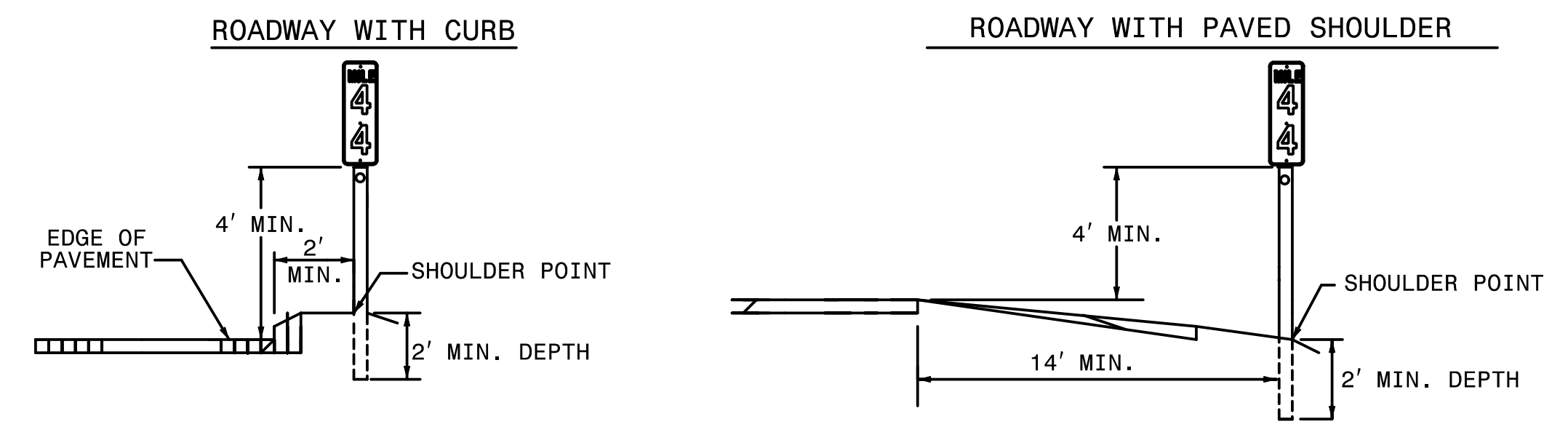
SHEET 2 OF 3  
**903D10**

TIP NO. U-2579C	SHEET NO. SIGN-2C
APPROVED: <i>Charles A. Johnson, III</i> <small>DocuSigned by: Charles A. Johnson, III                  05A1959D47F54A0</small>	
DATE: 7/5/2017	
SEAL	
	
DOCUMENT NOT CONSIDERED FINAL UNLESS ALL SIGNATURES COMPLETED	

STATE OF NORTH CAROLINA  
 DEPT. OF TRANSPORTATION  
 DIVISION OF HIGHWAYS  
 RALEIGH, N.C.

1-12

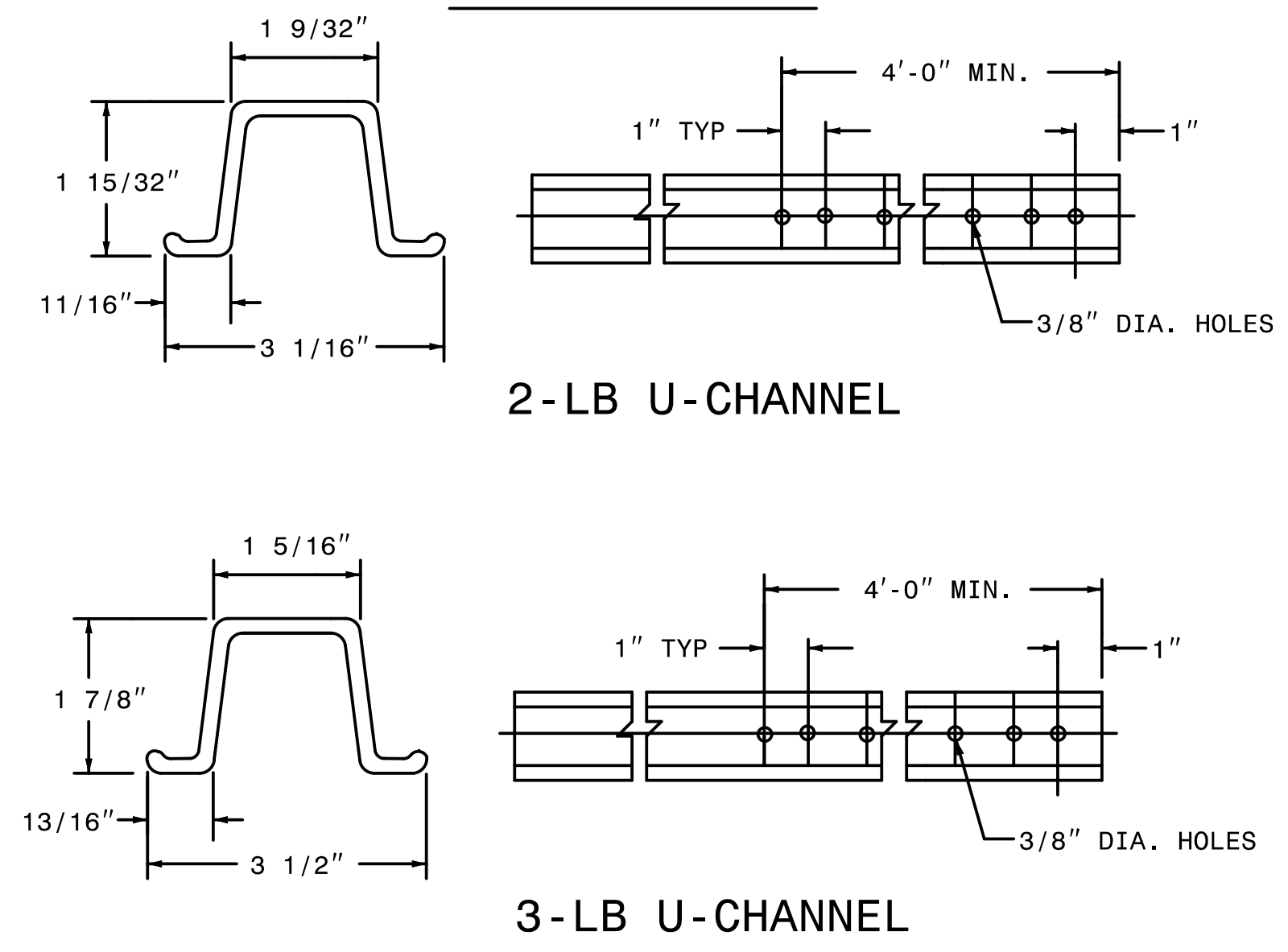
**MILEPOST PLACEMENT**



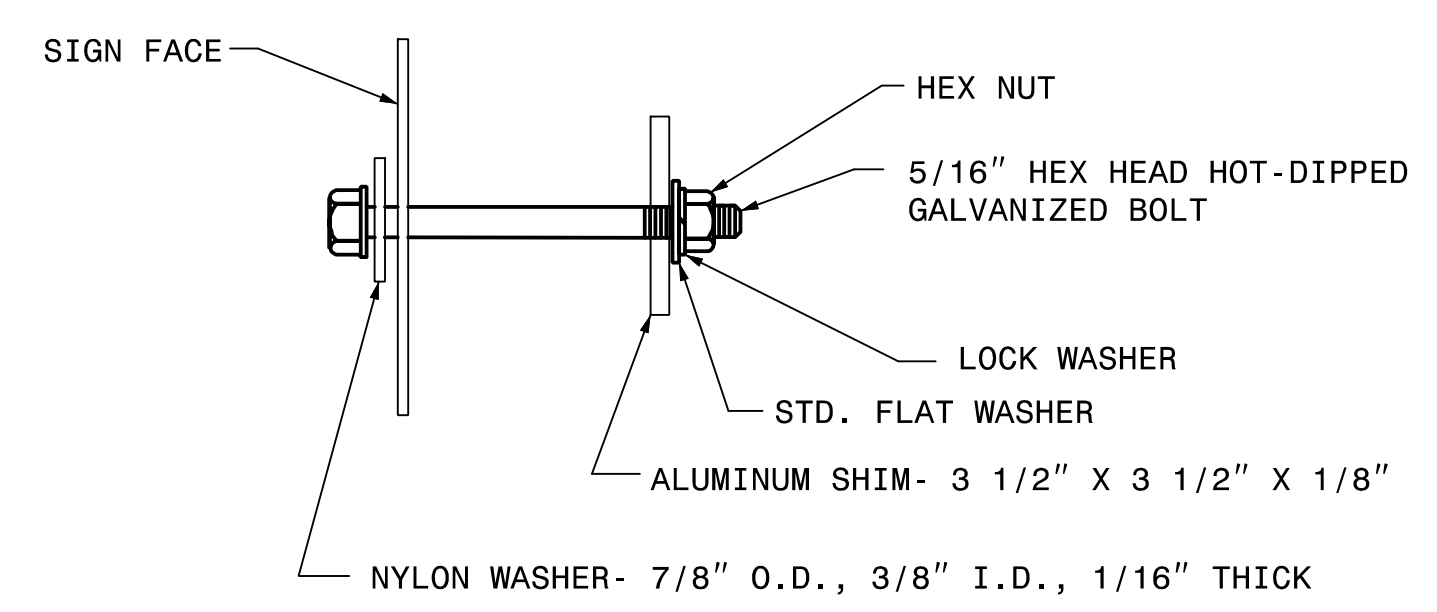
**NOTES:**

- A MILEPOST SIGN SHALL CONSIST OF ONE (1) 12" X 24", 12" X 36" OR 12" X 48" SIGN PANEL. AN ENHANCED REFERENCE LOCATION SIGN SHALL CONSIST OF ONE (1) 18" X 54" SIGN PANEL. AN INTERMEDIATE ENHANCED REFERENCE LOCATION SIGN SHALL CONSIST OF ONE (1) 18" X 60" SIGN PANEL.
- FABRICATE SIGNS FROM .080" SHEET ALUMINUM. EACH SIGN SHALL HAVE WHITE STUCK-ON MESSAGE AND BORDER ON GREEN BACKGROUND. MESSAGE, BORDER AND BACKGROUND TO BE REFLECTORIZED.
- MILEPOST LOCATION SIGNS REQUIRE ONE (1) 2-LB GALVANIZED STEEL U-CHANNEL POST AND ENHANCED REFERENCE LOCATION SIGNS REQUIRE ONE (1) 3-LB GALVANIZED STEEL U-CHANNEL POST. THE POST'S LENGTH MUST MEET THE REQUIREMENTS SHOWN IN THESE STANDARDS.
- POSTS SHALL BE DRIVEN. THE TOP OF POST SHALL NOT PROJECT ABOVE THE TOP OF SIGN.
- ATTACH EACH SIGN TO THE WIDE FACE (FLANGES) OF THE POST BY MEANS OF THE FOLLOWING COMBINATION- 5/16" HEX HEAD BOLT, NYLON WASHER, SHIM, FLAT WASHER, LOCK WASHER, HEX NUT. FULL CONTACT BETWEEN THE SIGN AND THE POST SHALL BE ACHIEVED. NO BUCKLING OF THE SIGN WILL BE PERMITTED.
- PLACE MILEPOST SIGNS AT THE SHOULDER POINT UNLESS THE ENGINEER DIRECTS OTHERWISE.

**POST DETAILS**



**FASTENER**



SHEET 1 OF 1  
**904D40**


ENGLISH STANDARD DRAWING FOR  
**MILEPOST AND PLACEMENT**

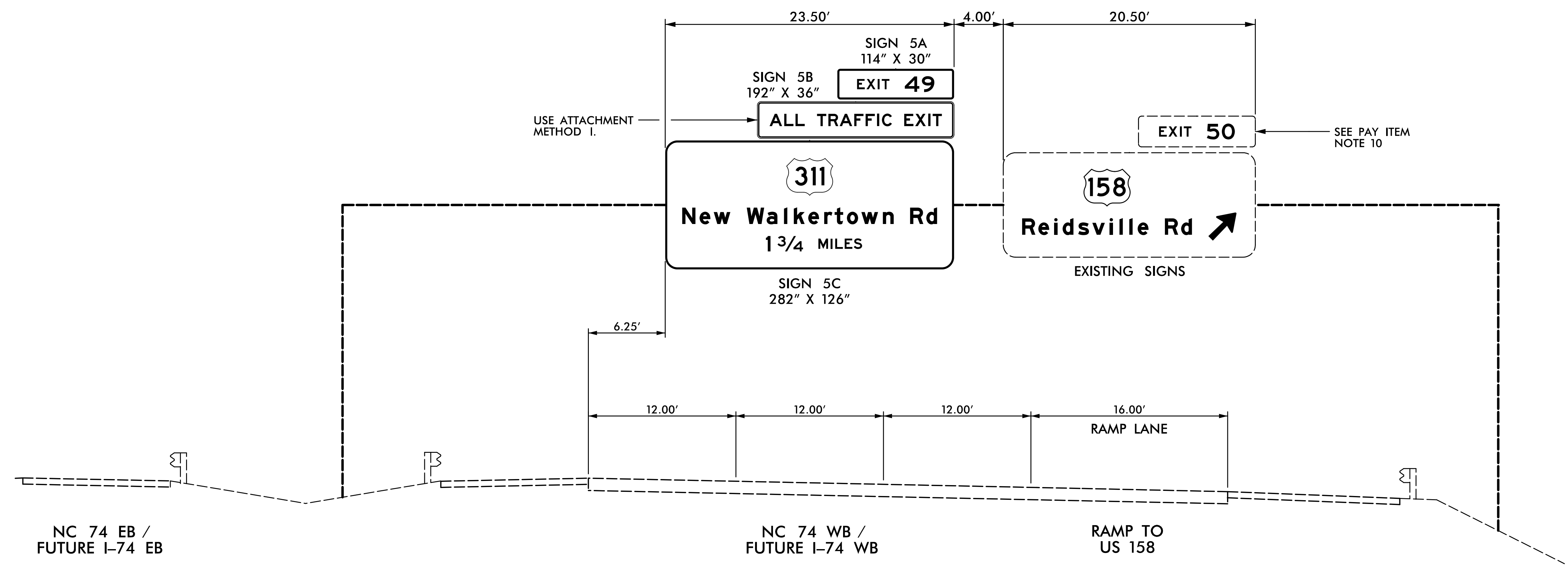
STATE OF NORTH CAROLINA  
 DEPT. OF TRANSPORTATION  
 DIVISION OF HIGHWAYS  
 RALEIGH, N.C.

1-12

ENGLISH STANDARD DRAWING FOR  
**MILEPOST AND PLACEMENT**

SHEET 1 OF 1  
**904D40**

TIP NO. U-2579C	SHEET NO. SIGN-3
APPROVED: <i>Charles A. Johnson, III</i> <small>SSA19058475446</small>	
DATE: 7/5/2017	
SEAL	
	
DOCUMENT NOT CONSIDERED FINAL UNLESS ALL SIGNATURES COMPLETED	



U-2579B ASSEMBLY 'B'


NOTES:

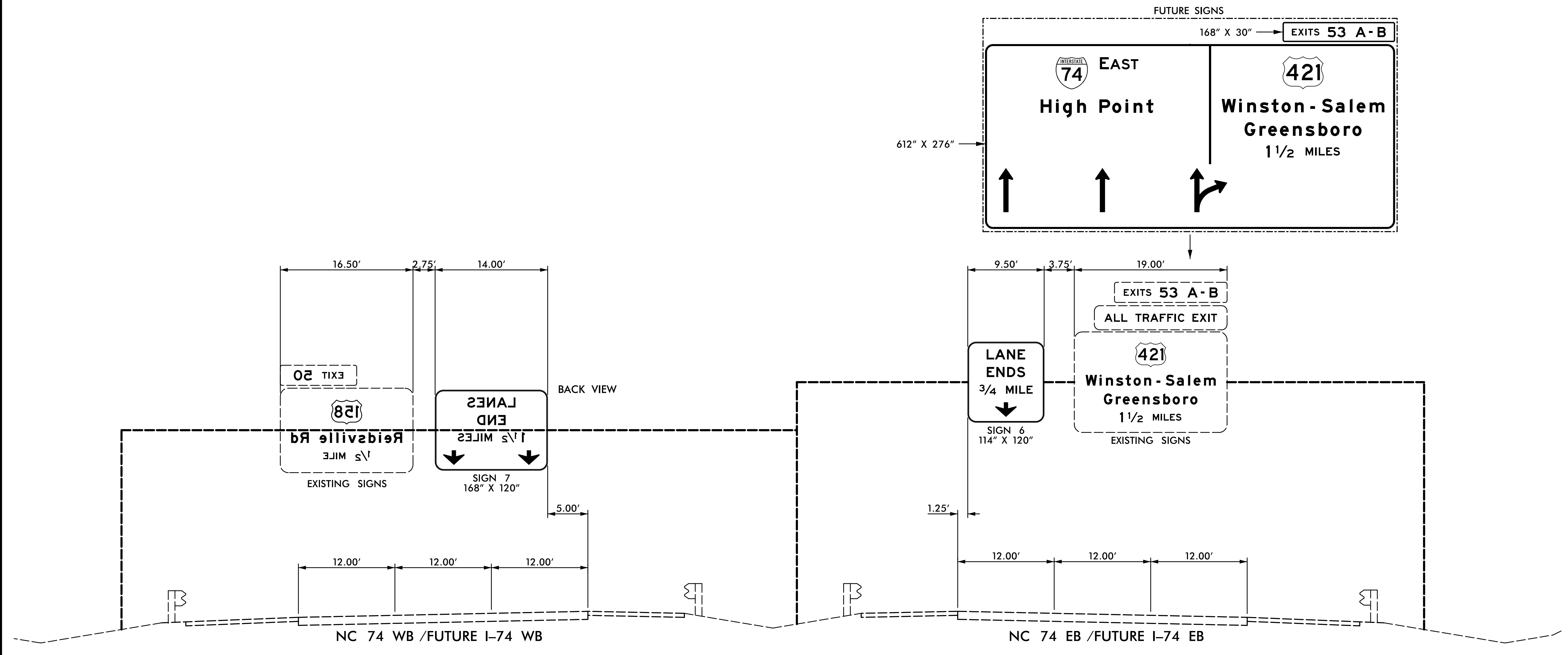
1. SEE STANDARD 904-3(B)(3) FOR REQUIREMENTS OF NEW STRUCTURAL MEMBERS, MOUNTING HARDWARE FOR NEW SIGNS, SHOP DRAWINGS, BRACING AND ACCESSORY HARDWARE FOR ATTACHMENTS.
2. SEE NCDOT STANDARD SPECIFICATIONS, SECTION 1076-6 FOR REPAIR OF GALVANIZING.
3. MOUNT SIGNS VERTICALLY CENTERED ON HORIZONTAL MEMBER OF STRUCTURE AND MAINTAIN 17' MINIMUM CLEARANCE.

**HNTB**  
 HNTB NORTH CAROLINA, P.C.  
 343 E. Six Forks Road, Suite 200  
 Raleigh, North Carolina 27609  
 NC License No: C-1554  
 (919) 546-8997

**EXISTING  
 OVERHEAD ASSEMBLY 'AA'  
 -L- STA. 502+50 LT**



TIP NO. U-2579C	SHEET NO. SIGN-3A
APPROVED: <i>Charles A. Johnson, III</i> SSA19058475446	
DATE: 7/5/2017	
SEAL	
	
DOCUMENT NOT CONSIDERED FINAL UNLESS ALL SIGNATURES COMPLETED	




U-2579B ASSEMBLY 'C'

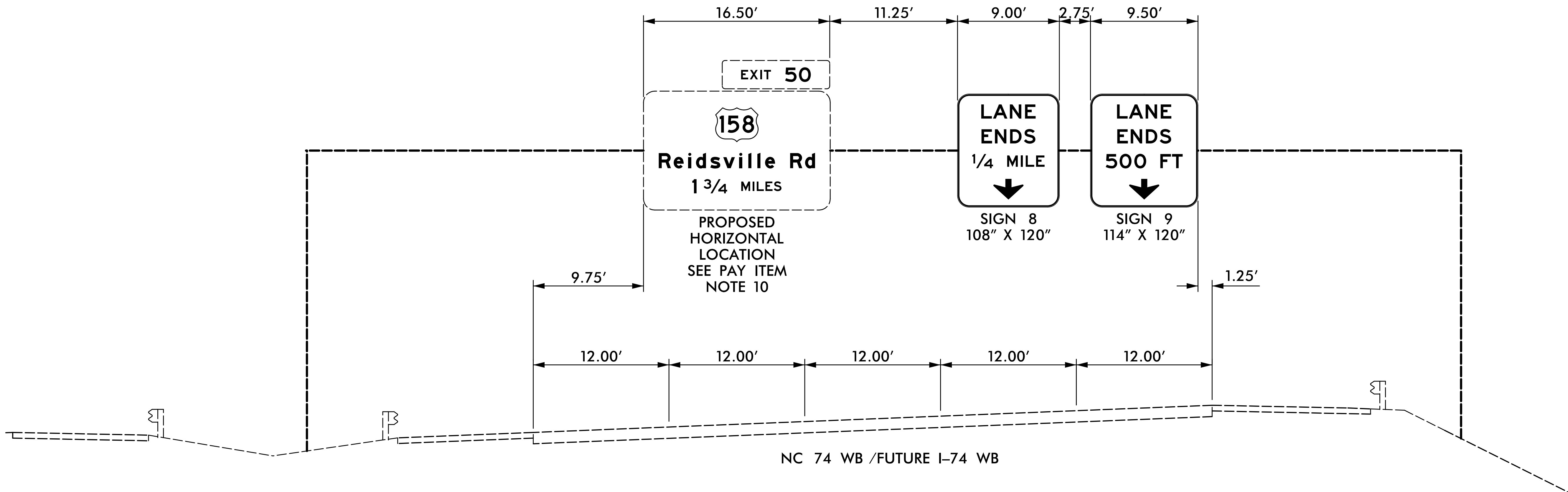
NOTES:

1. SEE STANDARD 904-3(B)(3) FOR REQUIREMENTS OF NEW STRUCTURAL MEMBERS, MOUNTING HARDWARE FOR NEW SIGNS, SHOP DRAWINGS, BRACING AND ACCESSORY HARDWARE FOR ATTACHMENTS.
2. SEE NCDOT STANDARD SPECIFICATIONS, SECTION 1076-6 FOR REPAIR OF GALVANIZING.
3. MOUNT SIGNS VERTICALLY CENTERED ON HORIZONTAL MEMBER OF STRUCTURE AND MAINTAIN 17' MINIMUM CLEARANCE.

**HNTB**  
 HNTB NORTH CAROLINA, P.C.  
 343 E. Six Forks Road, Suite 200  
 Raleigh, North Carolina 27609  
 NC License No: C-1554  
 (919) 546-8997

**EXISTING  
 OVERHEAD SIGN STRUCTURE 'BB'  
 -L- STA. 531+00**

TIP NO. U-2579C	SHEET NO. SIGN-3B
APPROVED: <i>Charles A. Johnson, III</i> SSA1908475446	
DATE: 7/5/2017	
SEAL	
	
DOCUMENT NOT CONSIDERED FINAL UNLESS ALL SIGNATURES COMPLETED	




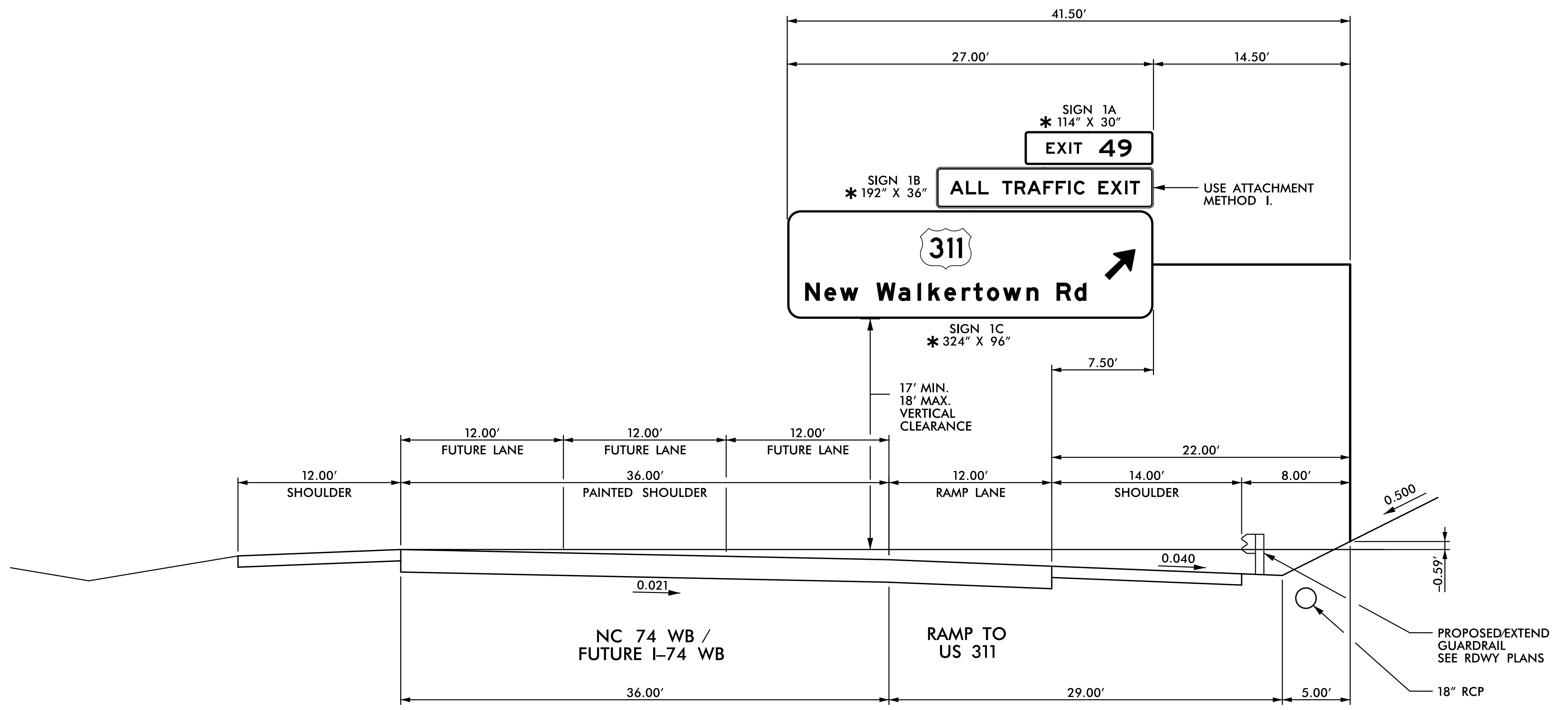
NOTES:

1. SEE STANDARD 904-3(B)(3) FOR REQUIREMENTS OF NEW STRUCTURAL MEMBERS, MOUNTING HARDWARE FOR NEW SIGNS, SHOP DRAWINGS, BRACING AND ACCESSORY HARDWARE FOR ATTACHMENTS.
2. SEE NCDOT STANDARD SPECIFICATIONS, SECTION 1076-6 FOR REPAIR OF GALVANIZING.
3. MOUNT SIGNS VERTICALLY CENTERED ON HORIZONTAL MEMBER OF STRUCTURE AND MAINTAIN 17' MINIMUM CLEARANCE.

**HNTB**  
 HNTB NORTH CAROLINA, P.C.  
 343 E. Six Forks Road, Suite 200  
 Raleigh, North Carolina 27609  
 NC License No: C-1554  
 (919) 546-8997

**EXISTING  
 OVERHEAD SIGN STRUCTURE 'CC'  
 -L- STA. 595+00 LT**

TIP NO. U-2579C	SHEET NO. SIGN-3C
APPROVED: <i>Charles A. Johnson, III</i> <small>SSA190847F5446</small>	
DATE: 7/5/2017	
SEAL	
	
DOCUMENT NOT CONSIDERED FINAL UNLESS ALL SIGNATURES COMPLETED	



**NOTES:**


- IF THE CONTRACTOR BIDS ALUMINUM SIGN STRUCTURE, EACH SHALL BE PROVIDED WITH AN APPROVED HIGHWAY TRUSS DAMPER DEVICE IN ACCORDANCE WITH AASHTO SPECIFICATIONS.
- MOUNT SIGNS VERTICALLY CENTERED ON HORIZONTAL MEMBER OF STRUCTURE.
- FIELD VERIFICATION SHALL BE REQUIRED FOR ALL FOOTING ELEVATIONS, PER THE LATEST NCDOT STANDARD SPECIFICATIONS FOR ROADS AND STRUCTURES. PROVIDE FIELD VERIFICATION TO THE SIGNING SECTION.
- THE TOP OF THE FOOTING SHALL EXTEND AT LEAST 4 INCHES AND NOT MORE THAN 24 INCHES ABOVE THE HIGHEST POINT OF THE GROUND SURFACE AT THE FOOTING.
- SIGN HANGERS AND ATTACHMENT HARDWARE SHALL BE PROVIDED AND INSTALLED ON THE ASSEMBLY TO ACCOMMODATE ALL SIGNS SHOWN IN THIS PLAN SHEET.
- DESIGN AND CONSTRUCTION REQUIREMENTS FOR SIGN STRUCTURES SHALL ACCOMMODATE WIND VELOCITY OF 90 M.P.H.

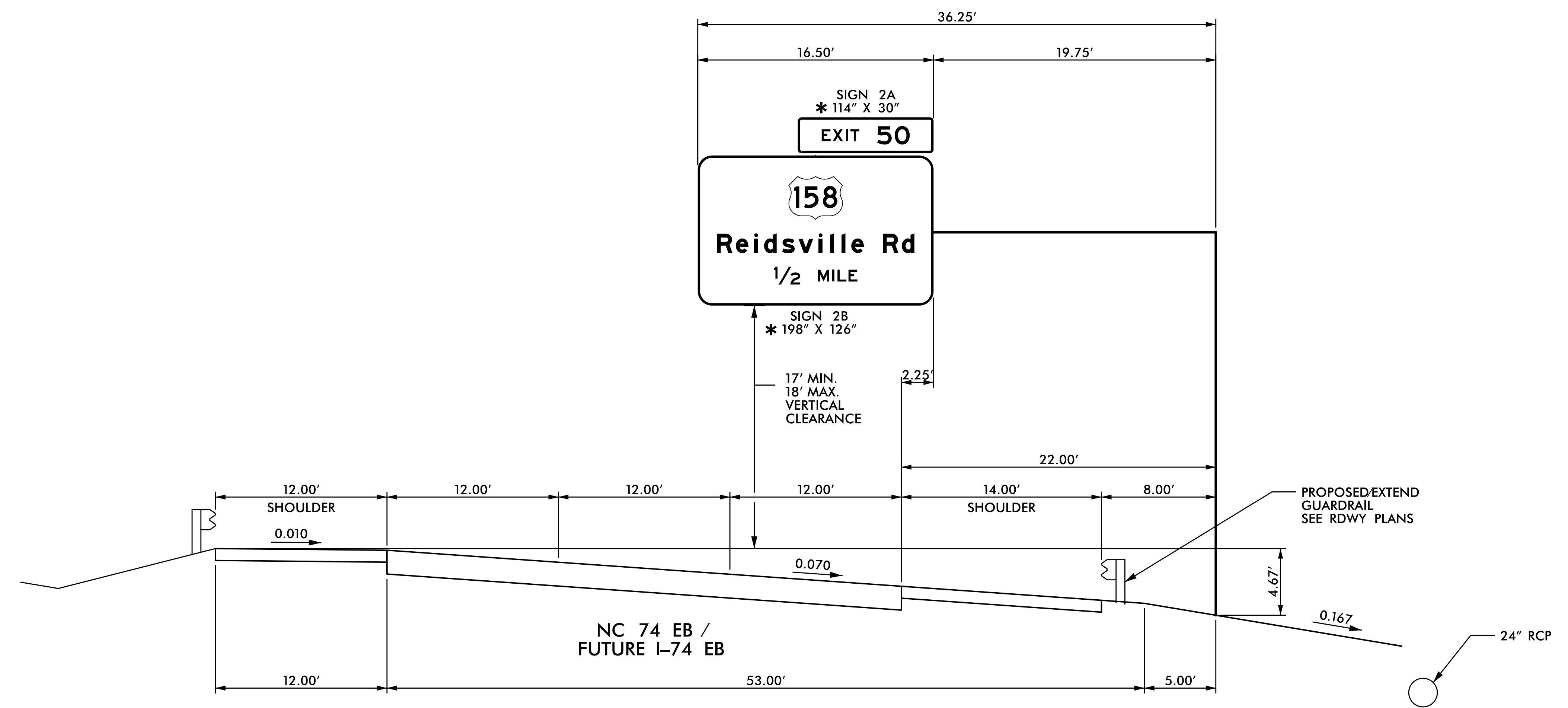
\*THESE DIMENSIONS SHALL BE USED FOR WIND LOAD AND DEAD LOAD COMPUTATIONS IN DESIGN OF STRUCTURE AND FOOTINGS. DESIGN AND CONSTRUCTION REQUIREMENTS FOR SIGN STRUCTURES SHALL ACCOMMODATE WIND VELOCITY OF 90 M.P.H.

**HNTB**  
 HNTB NORTH CAROLINA, P.C.  
 343 E. Six Forks Road, Suite 200  
 Raleigh, North Carolina 27609  
 NC License No: C-1554  
 (919) 546-8997

**OVERHEAD SIGN STRUCTURE 'A'**  
**-L- STA. 410+00 LT**



TIP NO. U-2579C	SHEET NO. SIGN-3D
APPROVED: <i>Charles A. Johnson, III</i> SSA19058475446	
DATE: 7/5/2017	
SEAL	
	
DOCUMENT NOT CONSIDERED FINAL UNLESS ALL SIGNATURES COMPLETED	




NOTES:

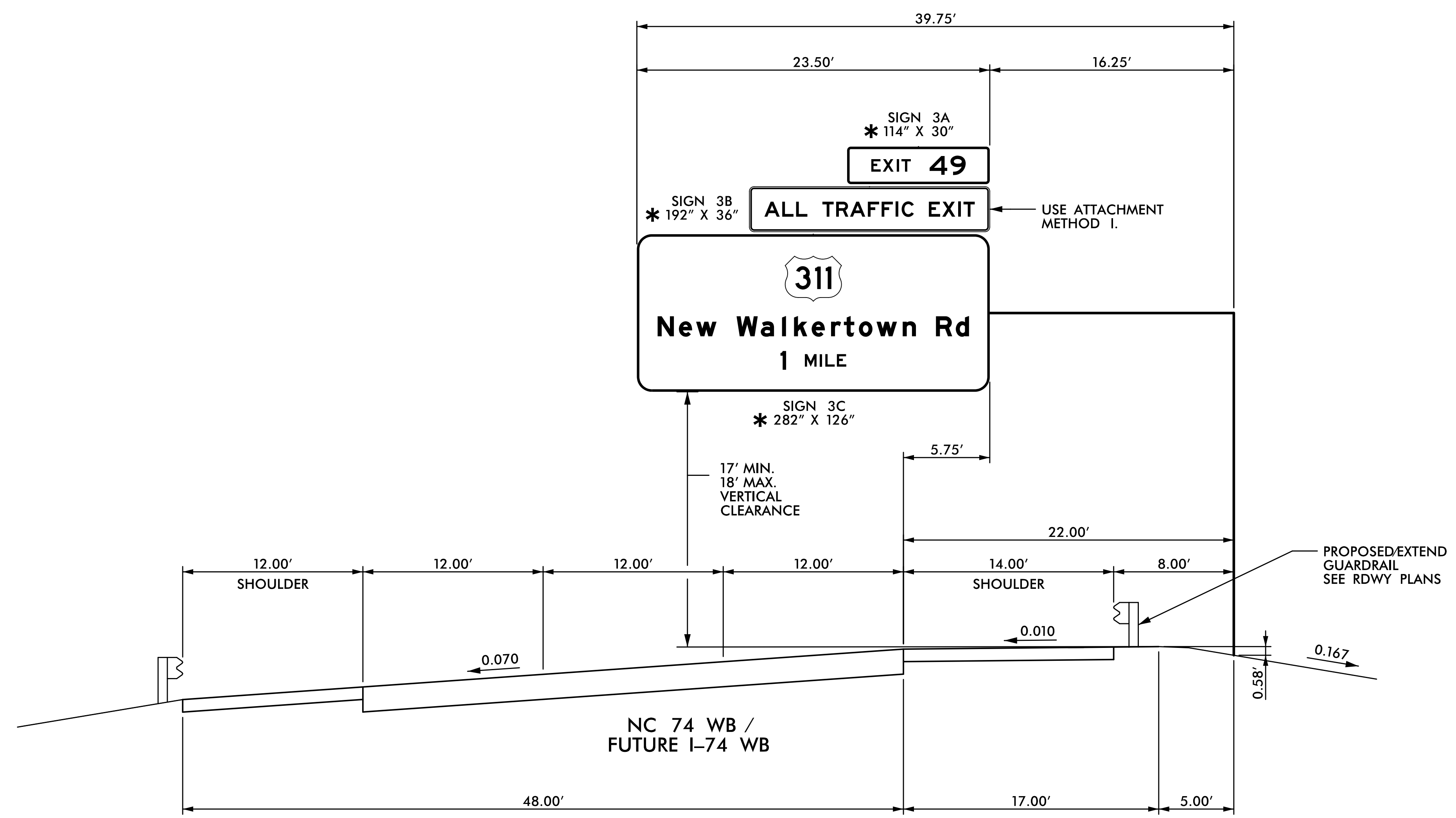
- IF THE CONTRACTOR BIDS ALUMINUM SIGN STRUCTURE, EACH SHALL BE PROVIDED WITH AN APPROVED HIGHWAY TRUSS DAMPER DEVICE IN ACCORDANCE WITH AASHTO SPECIFICATIONS.
- MOUNT SIGNS VERTICALLY CENTERED ON HORIZONTAL MEMBER OF STRUCTURE.
- FIELD VERIFICATION SHALL BE REQUIRED FOR ALL FOOTING ELEVATIONS, PER THE LATEST NCDOT STANDARD SPECIFICATIONS FOR ROADS AND STRUCTURES. PROVIDE FIELD VERIFICATION TO THE SIGNING SECTION.
- THE TOP OF THE FOOTING SHALL EXTEND AT LEAST 4 INCHES AND NOT MORE THAN 24 INCHES ABOVE THE HIGHEST POINT OF THE GROUND SURFACE AT THE FOOTING.
- SIGN HANGERS AND ATTACHMENT HARDWARE SHALL BE PROVIDED AND INSTALLED ON THE ASSEMBLY TO ACCOMMODATE ALL SIGNS SHOWN IN THIS PLAN SHEET.
- DESIGN AND CONSTRUCTION REQUIREMENTS FOR SIGN STRUCTURES SHALL ACCOMMODATE WIND VELOCITY OF 90 M.P.H.

\*THESE DIMENSIONS SHALL BE USED FOR WIND LOAD AND DEAD LOAD COMPUTATIONS IN DESIGN OF STRUCTURE AND FOOTINGS. DESIGN AND CONSTRUCTION REQUIREMENTS FOR SIGN STRUCTURES SHALL ACCOMMODATE WIND VELOCITY OF 90 M.P.H.

**HNTB**  
HNTB NORTH CAROLINA, P.C.  
343 E. Six Forks Road, Suite 200  
Raleigh, North Carolina 27609  
NC License No: C-1554  
(919) 546-8997

**OVERHEAD SIGN STRUCTURE 'B'**  
**-L- STA. 458+00**

TIP NO. U-2579C	SHEET NO. SIGN-3E
APPROVED: <i>Charles A. Johnson, III</i> <small>DocuSigned by:          Charles A. Johnson, III          SS19058475446</small>	
DATE: 7/5/2017	
SEAL	
	
DOCUMENT NOT CONSIDERED FINAL UNLESS ALL SIGNATURES COMPLETED	




NOTES:

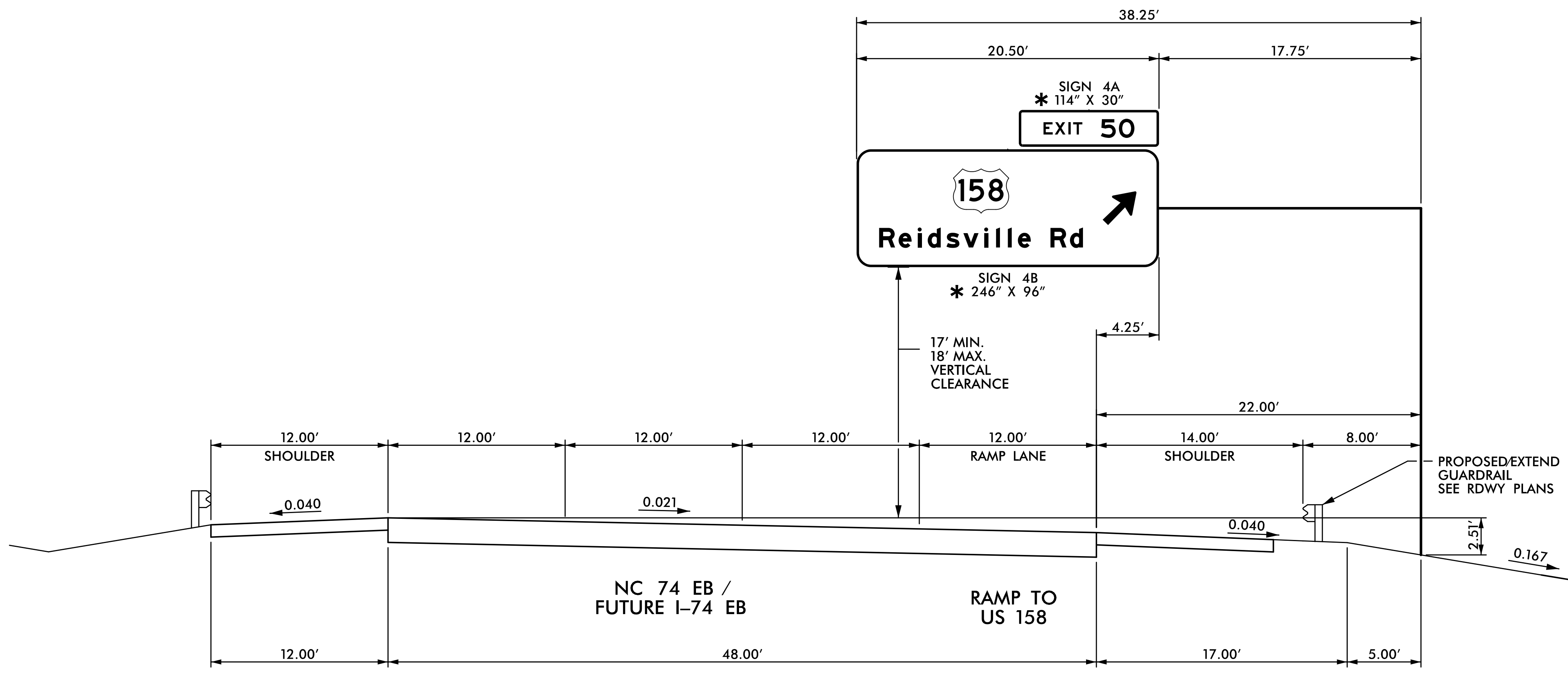
- IF THE CONTRACTOR BIDS ALUMINUM SIGN STRUCTURE, EACH SHALL BE PROVIDED WITH AN APPROVED HIGHWAY TRUSS DAMPER DEVICE IN ACCORDANCE WITH AASHTO SPECIFICATIONS.
- MOUNT SIGNS VERTICALLY CENTERED ON HORIZONTAL MEMBER OF STRUCTURE.
- FIELD VERIFICATION SHALL BE REQUIRED FOR ALL FOOTING ELEVATIONS, PER THE LATEST NCDOT STANDARD SPECIFICATIONS FOR ROADS AND STRUCTURES. PROVIDE FIELD VERIFICATION TO THE SIGNING SECTION.
- THE TOP OF THE FOOTING SHALL EXTEND AT LEAST 4 INCHES AND NOT MORE THAN 24 INCHES ABOVE THE HIGHEST POINT OF THE GROUND SURFACE AT THE FOOTING.
- SIGN HANGERS AND ATTACHMENT HARDWARE SHALL BE PROVIDED AND INSTALLED ON THE ASSEMBLY TO ACCOMMODATE ALL SIGNS SHOWN IN THIS PLAN SHEET.
- DESIGN AND CONSTRUCTION REQUIREMENTS FOR SIGN STRUCTURES SHALL ACCOMMODATE WIND VELOCITY OF 90 M.P.H.

\*THESE DIMENSIONS SHALL BE USED FOR WIND LOAD AND DEAD LOAD COMPUTATIONS IN DESIGN OF STRUCTURE AND FOOTINGS. DESIGN AND CONSTRUCTION REQUIREMENTS FOR SIGN STRUCTURES SHALL ACCOMMODATE WIND VELOCITY OF 90 M.P.H.

**HNTB**  
 HNTB NORTH CAROLINA, P.C.  
 343 E. Six Forks Road, Suite 200  
 Raleigh, North Carolina 27609  
 NC License No: C-1554  
 (919) 546-8997

**OVERHEAD SIGN STRUCTURE 'C'**  
**-L- STA. 459+00 LT**

TIP NO. U-2579C	SHEET NO. SIGN-3F
APPROVED: <i>Charles A. Johnson, III</i> <small>SSA1908475446</small>	
DATE: 7/5/2017	
	
DOCUMENT NOT CONSIDERED FINAL UNLESS ALL SIGNATURES COMPLETED	



NOTES:

- IF THE CONTRACTOR BIDS ALUMINUM SIGN STRUCTURE, EACH SHALL BE PROVIDED WITH AN APPROVED HIGHWAY TRUSS DAMPER DEVICE IN ACCORDANCE WITH AASHTO SPECIFICATIONS.
- MOUNT SIGNS VERTICALLY CENTERED ON HORIZONTAL MEMBER OF STRUCTURE.
- FIELD VERIFICATION SHALL BE REQUIRED FOR ALL FOOTING ELEVATIONS, PER THE LATEST NCDOT STANDARD SPECIFICATIONS FOR ROADS AND STRUCTURES. PROVIDE FIELD VERIFICATION TO THE SIGNING SECTION.
- THE TOP OF THE FOOTING SHALL EXTEND AT LEAST 4 INCHES AND NOT MORE THAN 24 INCHES ABOVE THE HIGHEST POINT OF THE GROUND SURFACE AT THE FOOTING.
- SIGN HANGERS AND ATTACHMENT HARDWARE SHALL BE PROVIDED AND INSTALLED ON THE ASSEMBLY TO ACCOMMODATE ALL SIGNS SHOWN IN THIS PLAN SHEET.
- DESIGN AND CONSTRUCTION REQUIREMENTS FOR SIGN STRUCTURES SHALL ACCOMMODATE WIND VELOCITY OF 90 M.P.H.


\*THESE DIMENSIONS SHALL BE USED FOR WIND LOAD AND DEAD LOAD COMPUTATIONS IN DESIGN OF STRUCTURE AND FOOTINGS. DESIGN AND CONSTRUCTION REQUIREMENTS FOR SIGN STRUCTURES SHALL ACCOMMODATE WIND VELOCITY OF 90 M.P.H.

**HNTB**  
 HNTB NORTH CAROLINA, P.C.  
 343 E. Six Forks Road, Suite 200  
 Raleigh, North Carolina 27609  
 NC License No: C-1554  
 (919) 546-8997

**OVERHEAD SIGN STRUCTURE 'D'**  
**-L- STA. 481+00**



APPROVED: *Charles A. Johnson, III*  
CSA190584754A6  
 DATE: 7/5/2017



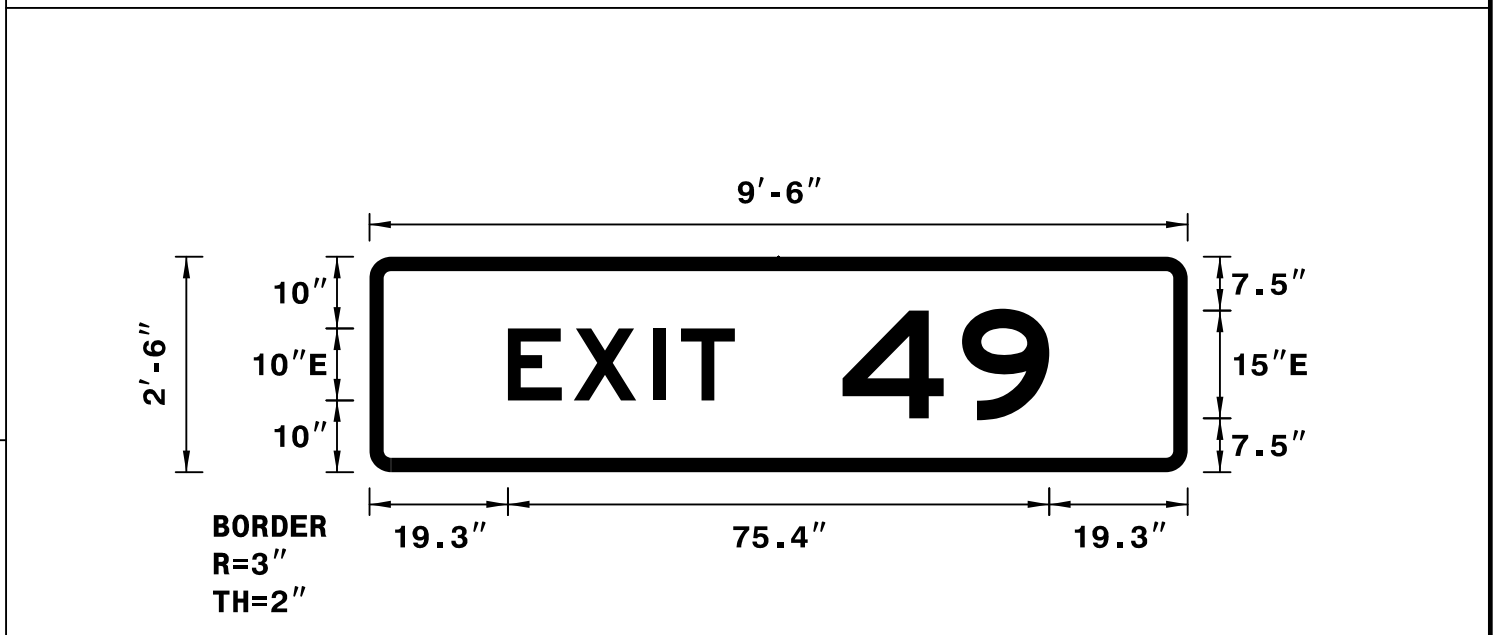
DOCUMENT NOT CONSIDERED FINAL  
 UNLESS ALL SIGNATURES COMPLETED

SIGN NUMBER: 1A,3A,5A  
 TYPE: B (OVHD)  
 QUANTITY: 3  
 SIGN WIDTH: 9'-6"  
 HEIGHT: 2'-6"  
 TOTAL AREA: 23.8 Sq.Ft.  
 BORDER TYPE: FLUSH  
 RECESS: 0"  
 WIDTH: 2"  
 RADII: 3"  
 NO. Z BARS: 2  
 LENGTH: 106.0

BACKG COLOR: Green  
 COPY COLOR: White  
 MAT'L: 0.125" ALUMINUM

SYMBOL	X	Y	WID	HT

DESIGN BY: JTT  
 PROJECT ID: U-2579C  
 CHECKED BY: ADK/CAJ  
 DIV: 09  
 DATE: April 2017



Spacing Factor is 1 unless specified otherwise  
 Spacing Factor for "EXIT" is 1.2

NOTES:  
 1. Legend and border shall be direct applied Grade A reflective sheeting.  
 2. Background shall be Grade C reflective sheeting.

LETTER POSITIONS

Letter spacings are to start of next letter


	E	X	I	T	Series/Size		
					Text Length		
	19.3	9.2	11.1	3.8	7.5	63.1	E 2000
		4	9				31.6
	65.9	16.7	12.2	19.3			E 2000
							28.8

SIGN NUMBER: 1B,3B,5B  
 TYPE: A (OVHD)  
 QUANTITY: 3  
 SIGN WIDTH: 16'-0"  
 HEIGHT: 3'-0"  
 TOTAL AREA: 48.0 Sq.Ft.  
 BORDER TYPE: RECESSED  
 RECESS: 0.75"  
 WIDTH: 1.25"  
 RADII: 3"  
 NO. Z BARS: 2  
 LENGTH: 184.0

BACKG COLOR: Yellow  
 COPY COLOR: Black  
 MAT'L: 0.125" ALUMINUM

SYMBOL	X	Y	WID	HT

DESIGN BY: JTT  
 PROJECT ID: U-2579C  
 CHECKED BY: ADK/CAJ  
 DIV: 09  
 DATE: April 2017



Spacing Factor is 1 unless specified otherwise

NOTES:  
 1. Legend and border shall be direct applied non-reflective sheeting.  
 2. Background shall be Grade C reflective sheeting.  
 3. Use Attachment Method I.

LETTER POSITIONS

Letter spacings are to start of next letter

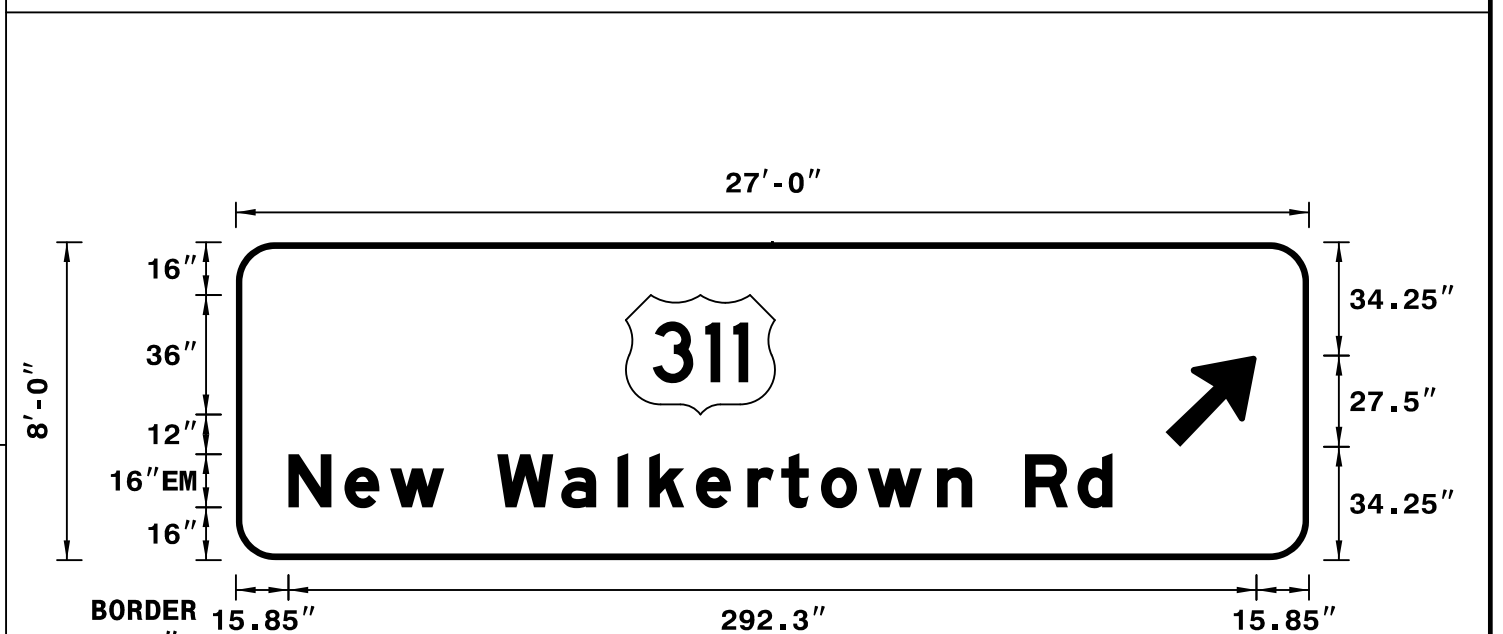
	A	L	L	T	R	A	F	F	I	C	E	X	I	T	Series/Size				
															Text Length				
	12	14.3	11	9	12	11	11	14.3	11	11	4.9	9.7	12	10.7	12.8	4.2	9	12	E 2000
																			168.1

SIGN NUMBER: 1C  
 TYPE: A (OVHD)  
 QUANTITY: 1  
 SIGN WIDTH: 27'-0"  
 HEIGHT: 8'-0"  
 TOTAL AREA: 216.0 Sq.Ft.  
 BORDER TYPE: FLUSH  
 RECESS: 0"  
 WIDTH: 2"  
 RADII: 12"  
 NO. Z BARS: 3  
 LENGTH: 316.0

BACKG COLOR: Green  
 COPY COLOR: White  
 MAT'L: 0.125" ALUMINUM

SYMBOL	X	Y	WID	HT
M1_4	117.4	44	45	36
Type "A" Arrow	280.7	34.3	22.4	35.3

DESIGN BY: JTT  
 PROJECT ID: U-2579C  
 CHECKED BY: ADK/CAJ  
 DIV: 09  
 DATE: April 2017



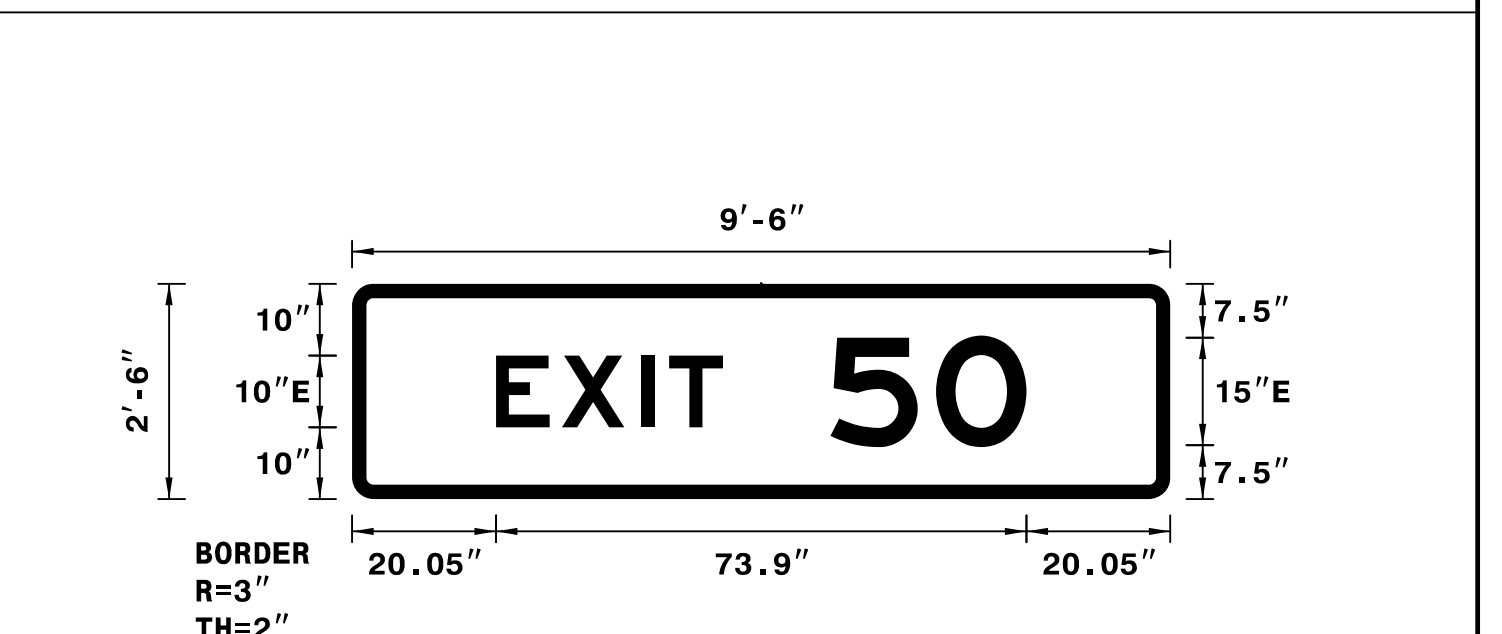
Spacing Factor is 1 unless specified otherwise

SIGN NUMBER: 2A,4A  
 TYPE: B (OVHD)  
 QUANTITY: 2  
 SIGN WIDTH: 9'-6"  
 HEIGHT: 2'-6"  
 TOTAL AREA: 23.8 Sq.Ft.  
 BORDER TYPE: FLUSH  
 RECESS: 0"  
 WIDTH: 2"  
 RADII: 3"  
 NO. Z BARS: 2  
 LENGTH: 106.0

BACKG COLOR: Green  
 COPY COLOR: White  
 MAT'L: 0.125" ALUMINUM

SYMBOL	X	Y	WID	HT

DESIGN BY: JTT  
 PROJECT ID: U-2579C  
 CHECKED BY: ADK/CAJ  
 DIV: 09  
 DATE: April 2017



Spacing Factor is 1 unless specified otherwise  
 Spacing Factor for "EXIT" is 1.2

NOTES:  
 1. Legend and border shall be direct applied Grade A reflective sheeting.  
 2. Background shall be Grade C reflective sheeting.

NOTES:  
 1. Legend and border shall be direct applied Grade A reflective sheeting.  
 2. Arrows and shields shall be Grade A reflective sheeting on 0.032" aluminum and demountable.  
 3. Background shall be Grade C reflective sheeting.

LETTER POSITIONS

Letter spacings are to start of next letter


	N	e	w	W	a	l	k	e	r	t	o	w	n	R	d	Series/Size				
																Text Length				
	15.9	17	13.8	16.3	16	19.4	17	9.6	14.1	15.5	10.2	12	14.1	21	10.6	16	15.8	10.6	59.3	EM 2000
																				248.8

LETTER POSITIONS

Letter spacings are to start of next letter

	E	X	I	T	Series/Size		
					Text Length		
	20	9.2	11.1	3.8	7.5	62.3	E 2000
		5	0				31.6
	66.7	14.7	12.6	20			E 2000
							27.3

APPROVED: *Charles A. Johnson, III*  
 DATE: 7/5/2017

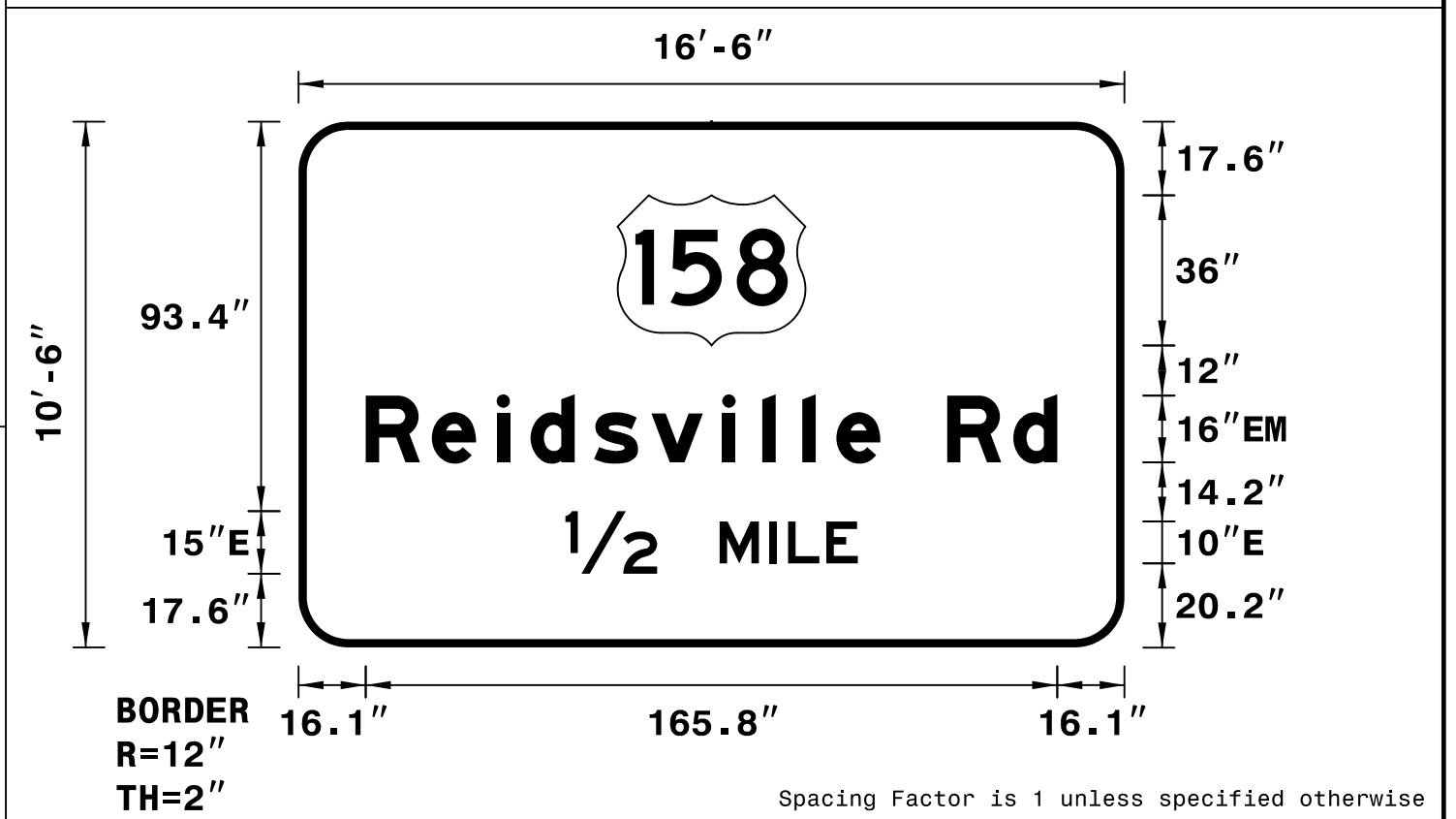


DOCUMENT NOT CONSIDERED FINAL UNLESS ALL SIGNATURES COMPLETED

SIGN NUMBER: 2B  
 TYPE: A (OVHD)  
 QUANTITY: 1  
 SIGN WIDTH: 16'-6"  
 HEIGHT: 10'-6"  
 TOTAL AREA: 173.3 Sq.Ft.  
 BORDER TYPE: FLUSH  
 RECESS: 0"  
 WIDTH: 2"  
 RADII: 12"  
 NO. Z BARS: 3  
 LENGTH: 190.0

SYMBOL	X	Y	WID	HT
M1_4	76.5	72.4	45	36

DESIGN BY: JTT  
 PROJECT ID: U-2579C  
 CHECKED BY: ADK/CAJ  
 DIV: 09  
 DATE: April 2017



- NOTES:
- Legend and border shall be direct applied Grade A reflective sheeting.
  - Arrows and shields shall be Grade A reflective sheeting on 0.032" aluminum and demountable.
  - Background shall be Grade C reflective sheeting.

LETTER POSITIONS


Letter spacings are to start of next letter

	R	e	i	d	s	v	i	l	l	e	R	d		Series/Size Text Length		
	16.1	15.8	15.5	8.2	15.2	13.8	17	9.6	9.6	8.2	10.6	16	15.8	10.6	16.1	EM 2000
		1/2		M	I	L	E									E 2000
	64	22	15	12	4.4	9.2	7.5	64								70.1

SIGN NUMBER: 3C  
 TYPE: A (OVHD)  
 QUANTITY: 1  
 SIGN WIDTH: 23'-6"  
 HEIGHT: 10'-6"  
 TOTAL AREA: 246.8 Sq.Ft.  
 BORDER TYPE: FLUSH  
 RECESS: 0"  
 WIDTH: 2"  
 RADII: 12"  
 NO. Z BARS: 3  
 LENGTH: 274.0

SYMBOL	X	Y	WID	HT
M1_4	118.5	72.4	45	36

DESIGN BY: JTT  
 PROJECT ID: U-2579C  
 CHECKED BY: ADK/CAJ  
 DIV: 09  
 DATE: April 2017



- NOTES:
- Legend and border shall be direct applied Grade A reflective sheeting.
  - Arrows and shields shall be Grade A reflective sheeting on 0.032" aluminum and demountable.
  - Background shall be Grade C reflective sheeting.

LETTER POSITIONS

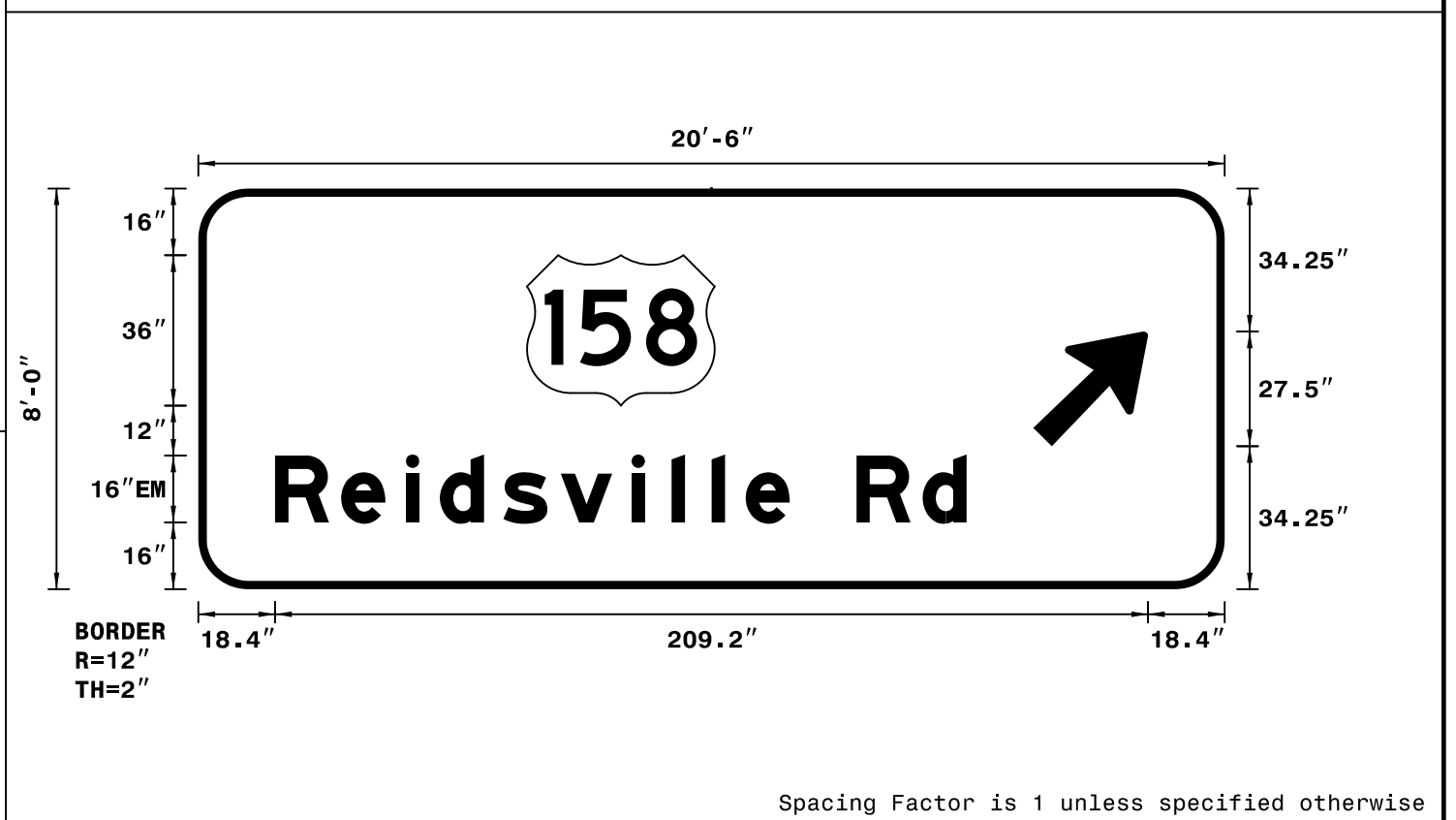
Letter spacings are to start of next letter

	N	e	w	W	a	l	k	e	r	t	o	w	n	R	d		Series/Size Text Length				
	16.6	17	13.8	16.3	16	19.4	17	9.6	14.1	15.5	10.2	12	14.1	21	10.6	16	15.8	10.6	16.6	EM 2000	
		1		M	I	L	E														E 2000
	114.7	4.5	15	12	4.4	9.2	7.5	114.7													52.6

SIGN NUMBER: 4B  
 TYPE: A (OVHD)  
 QUANTITY: 1  
 SIGN WIDTH: 20'-6"  
 HEIGHT: 8'-0"  
 TOTAL AREA: 164.0 Sq.Ft.  
 BORDER TYPE: FLUSH  
 RECESS: 0"  
 WIDTH: 2"  
 RADII: 12"  
 NO. Z BARS: 3  
 LENGTH: 238.0

SYMBOL	X	Y	WID	HT
M1_4	78.8	44	45	36

DESIGN BY: JTT  
 PROJECT ID: U-2579C  
 CHECKED BY: ADK/CAJ  
 DIV: 09  
 DATE: April 2017



- NOTES:
- Legend and border shall be direct applied Grade A reflective sheeting.
  - Arrows and shields shall be Grade A reflective sheeting on 0.032" aluminum and demountable.
  - Background shall be Grade C reflective sheeting.

LETTER POSITIONS

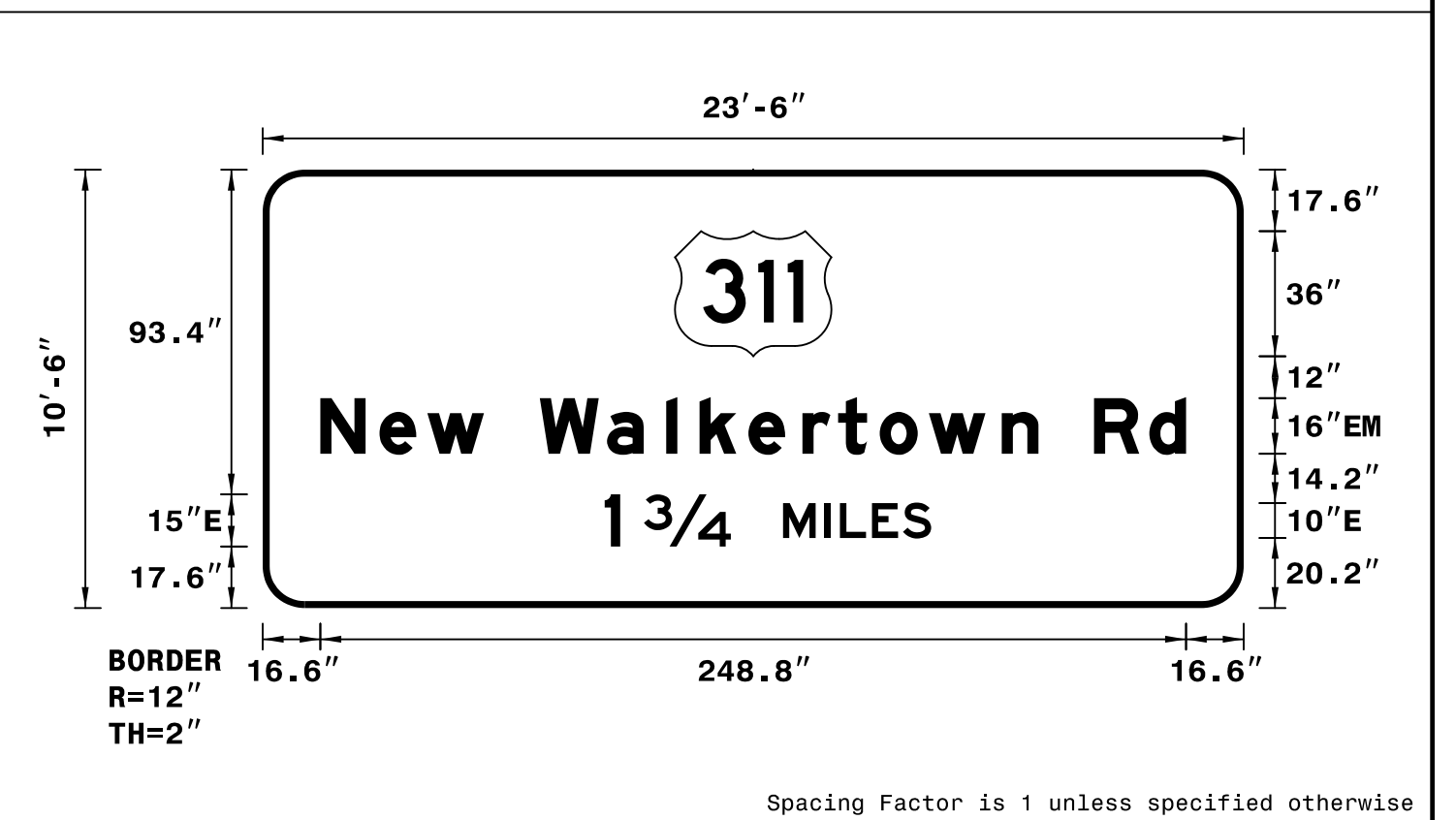
Letter spacings are to start of next letter

	R	e	i	d	s	v	i	l	l	e	R	d		Series/Size Text Length		
	18.4	15.8	15.5	8.2	15.2	13.8	17	9.6	9.6	8.2	10.6	16	15.8	10.6	11.9	EM 2000

SIGN NUMBER: 5C  
 TYPE: A (OVHD)  
 QUANTITY: 1  
 SIGN WIDTH: 23'-6"  
 HEIGHT: 10'-6"  
 TOTAL AREA: 246.8 Sq.Ft.  
 BORDER TYPE: FLUSH  
 RECESS: 0"  
 WIDTH: 2"  
 RADII: 12"  
 NO. Z BARS: 3  
 LENGTH: 274.0

SYMBOL	X	Y	WID	HT
M1_4	118.5	72.3	45	36

DESIGN BY: JTT  
 PROJECT ID: U-2579C  
 CHECKED BY: ADK/CAJ  
 DIV: 09  
 DATE: April 2017



- NOTES:
- Legend and border shall be direct applied Grade A reflective sheeting.
  - Arrows and shields shall be Grade A reflective sheeting on 0.032" aluminum and demountable.
  - Background shall be Grade C reflective sheeting.

LETTER POSITIONS

Letter spacings are to start of next letter

	N	e	w	W	a	l	k	e	r	t	o	w	n	R	d		Series/Size Text Length				
	16.6	17	13.8	16.3	16	19.4	17	9.6	14.1	15.5	10.2	12	14.1	21	10.6	16	15.8	10.6	16.6	EM 2000	
																					E 2000
	98.3	4.5	6.8	25	15	12	4.4	9.2	8.9	8.1	89.8										93.9

APPROVED: *Charles A. Johnson, III*  
DocuSigned by: Charles A. Johnson, III  
 SBA1905847F544E  
 7/5/2017

DATE: 7/5/2017

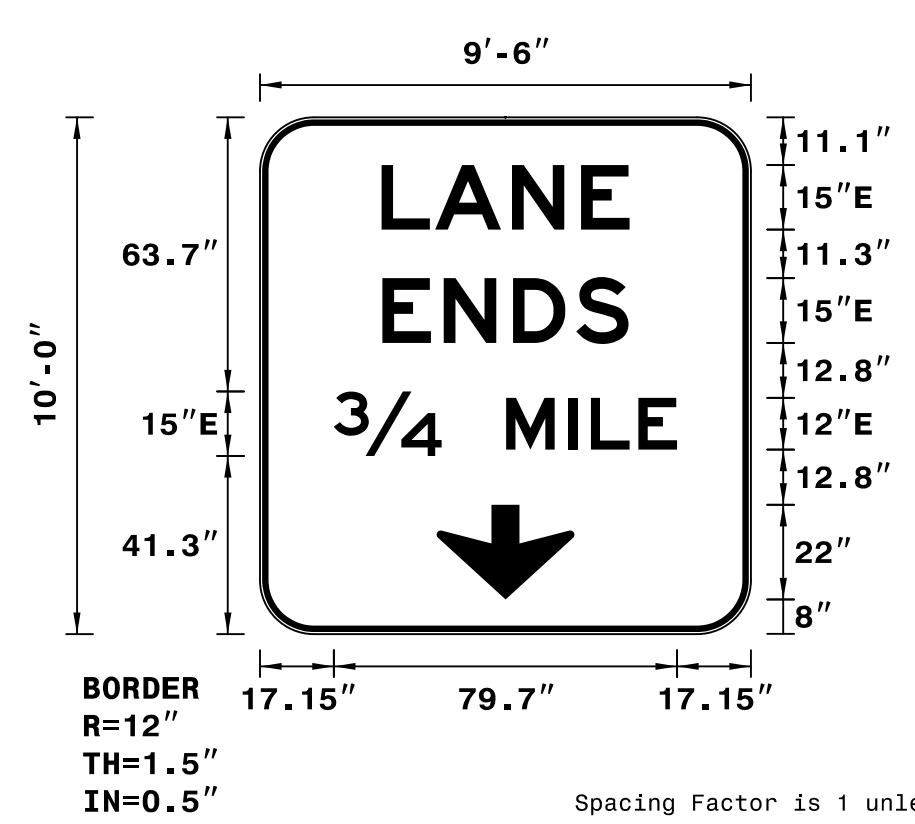


DOCUMENT NOT CONSIDERED FINAL  
 UNLESS ALL SIGNATURES COMPLETED

SIGN NUMBER: 6  
 TYPE: A (OVHD)  
 QUANTITY: 1  
 SIGN WIDTH: 9'-6"  
 HEIGHT: 10'-0"  
 TOTAL AREA: 95.0 Sq.Ft.  
 BORDER TYPE: RECESSED  
 RECESS: 0.5"  
 WIDTH: 1.5"  
 RADII: 12"  
 NO. Z BARS: 3  
 LENGTH: 106.0

SYMBOL	X	Y	WID	HT
Type "C" Arrow	41	8	32	22

DESIGN BY: JTT  
 PROJECT ID: U-2579C  
 CHECKED BY: ADK/CAJ  
 DIV: 09  
 DATE: April 2017



NOTES:  
 1. Legend and border shall be direct applied non-reflective sheeting.  
 2. Background shall be Grade C reflective sheeting.

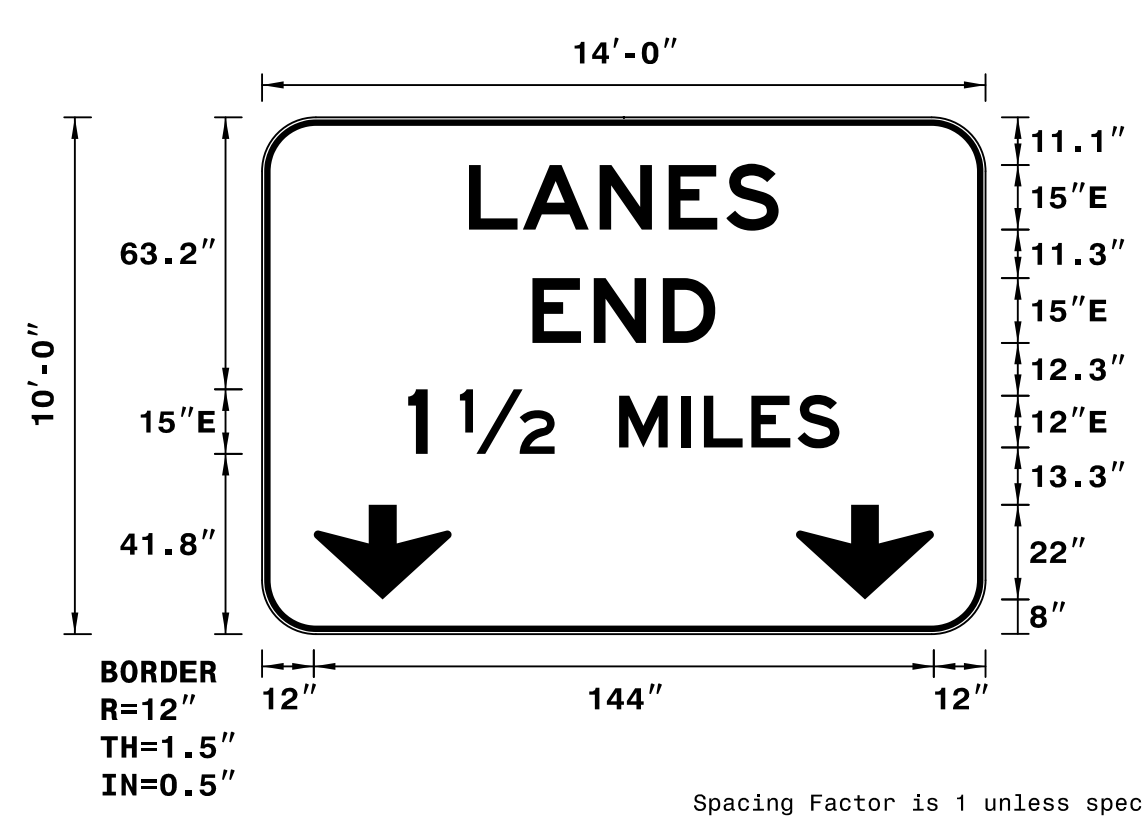
LETTER POSITIONS

Letter spacings are to start of next letter													Series/Size
													Text Length
	L	A	N	E									E 2000
28.2	12.4	17.8	16	11.3	28.2								57.6
	E	N	D	S									E 2000
28.4	14.2	16	14.7	12.2	28.4								57.2
	3/4	M	I	L	E								E 2000
17.2	25	15	14.4	5.3	11	9	17.2						79.7

SIGN NUMBER: 7  
 TYPE: A (OVHD)  
 QUANTITY: 1  
 SIGN WIDTH: 14'-0"  
 HEIGHT: 10'-0"  
 TOTAL AREA: 140.0 Sq.Ft.  
 BORDER TYPE: RECESSED  
 RECESS: 0.5"  
 WIDTH: 1.5"  
 RADII: 12"  
 NO. Z BARS: 3  
 LENGTH: 160.0

SYMBOL	X	Y	WID	HT
Type "C" Arrow	12	8.1	32	22
Type "C" Arrow	124	8.1	32	22

DESIGN BY: JTT  
 PROJECT ID: U-2579C  
 CHECKED BY: ADK/CAJ  
 DIV: 09  
 DATE: April 2017



NOTES:  
 1. Legend and border shall be direct applied non-reflective sheeting.  
 2. Background shall be Grade C reflective sheeting.

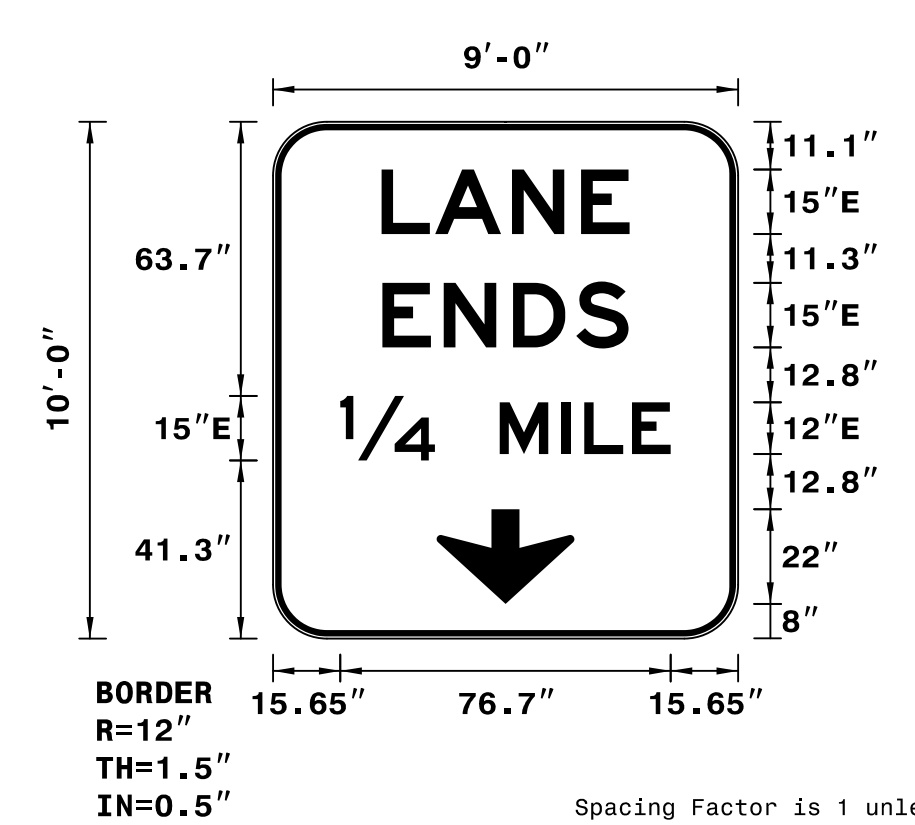
LETTER POSITIONS

Letter spacings are to start of next letter													Series/Size
													Text Length
	L	A	N	E	S								E 2000
48.1	12.4	17.8	16	13.4	12.2	48.1							71.9
	E	N	D	S									E 2000
62.8	14.2	16.1	12.2	62.8									42.5
	1	1/2	M	I	L	E	S						E 2000
34	4.5	7.5	22	15	14.4	5.3	11	10.7	9.7	34			100.1

SIGN NUMBER: 8  
 TYPE: A (OVHD)  
 QUANTITY: 1  
 SIGN WIDTH: 9'-0"  
 HEIGHT: 10'-0"  
 TOTAL AREA: 90.0 Sq.Ft.  
 BORDER TYPE: RECESSED  
 RECESS: 0.5"  
 WIDTH: 1.5"  
 RADII: 12"  
 NO. Z BARS: 3  
 LENGTH: 100.0

SYMBOL	X	Y	WID	HT
Type "C" Arrow	38	8	32	22

DESIGN BY: JTT  
 PROJECT ID: U-2579C  
 CHECKED BY: ADK/CAJ  
 DIV: 09  
 DATE: April 2017



NOTES:  
 1. Legend and border shall be direct applied non-reflective sheeting.  
 2. Background shall be Grade C reflective sheeting.

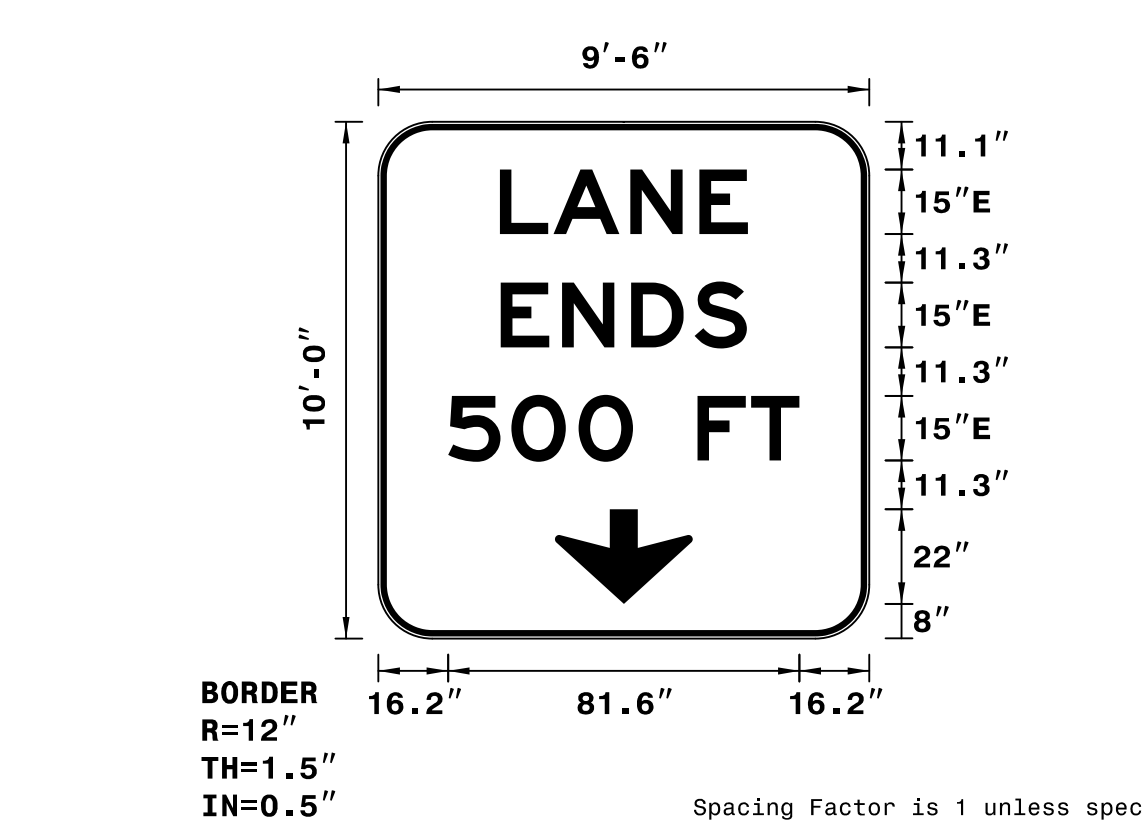
LETTER POSITIONS

Letter spacings are to start of next letter													Series/Size
													Text Length
	L	A	N	E									E 2000
25.2	12.4	17.8	16	11.3	25.2								57.6
	E	N	D	S									E 2000
25.4	14.2	16	14.7	12.2	25.4								57.2
	1/4	M	I	L	E								E 2000
15.7	22	15	14.4	5.3	11	9	15.7						76.7

SIGN NUMBER: 9  
 TYPE: A (OVHD)  
 QUANTITY: 1  
 SIGN WIDTH: 9'-6"  
 HEIGHT: 10'-0"  
 TOTAL AREA: 95.0 Sq.Ft.  
 BORDER TYPE: RECESSED  
 RECESS: 0.5"  
 WIDTH: 1.5"  
 RADII: 12"  
 NO. Z BARS: 3  
 LENGTH: 106.0

SYMBOL	X	Y	WID	HT
Type "C" Arrow	41	8	32	22

DESIGN BY: JTT  
 PROJECT ID: U-2579C  
 CHECKED BY: ADK/CAJ  
 DIV: 09  
 DATE: April 2017




NOTES:  
 1. Legend and border shall be direct applied non-reflective sheeting.  
 2. Background shall be Grade C reflective sheeting.

LETTER POSITIONS

Letter spacings are to start of next letter													Series/Size
													Text Length
	L	A	N	E									E 2000
28.2	12.5	17.9	16.1	11.3	28.2								57.6
	E	N	D	S									E 2000
28.4	14.3	16.1	14.7	12.2	28.4								57.2
	S	O	O	F	T								E 2000
16.2	14.7	15.6	12.6	15	12.4	11.3	16.2						81.6



APPROVED: *Charles A. Johnson, III*  
SEAL 20675 ENGINEER  
 DATE: 7/5/2017



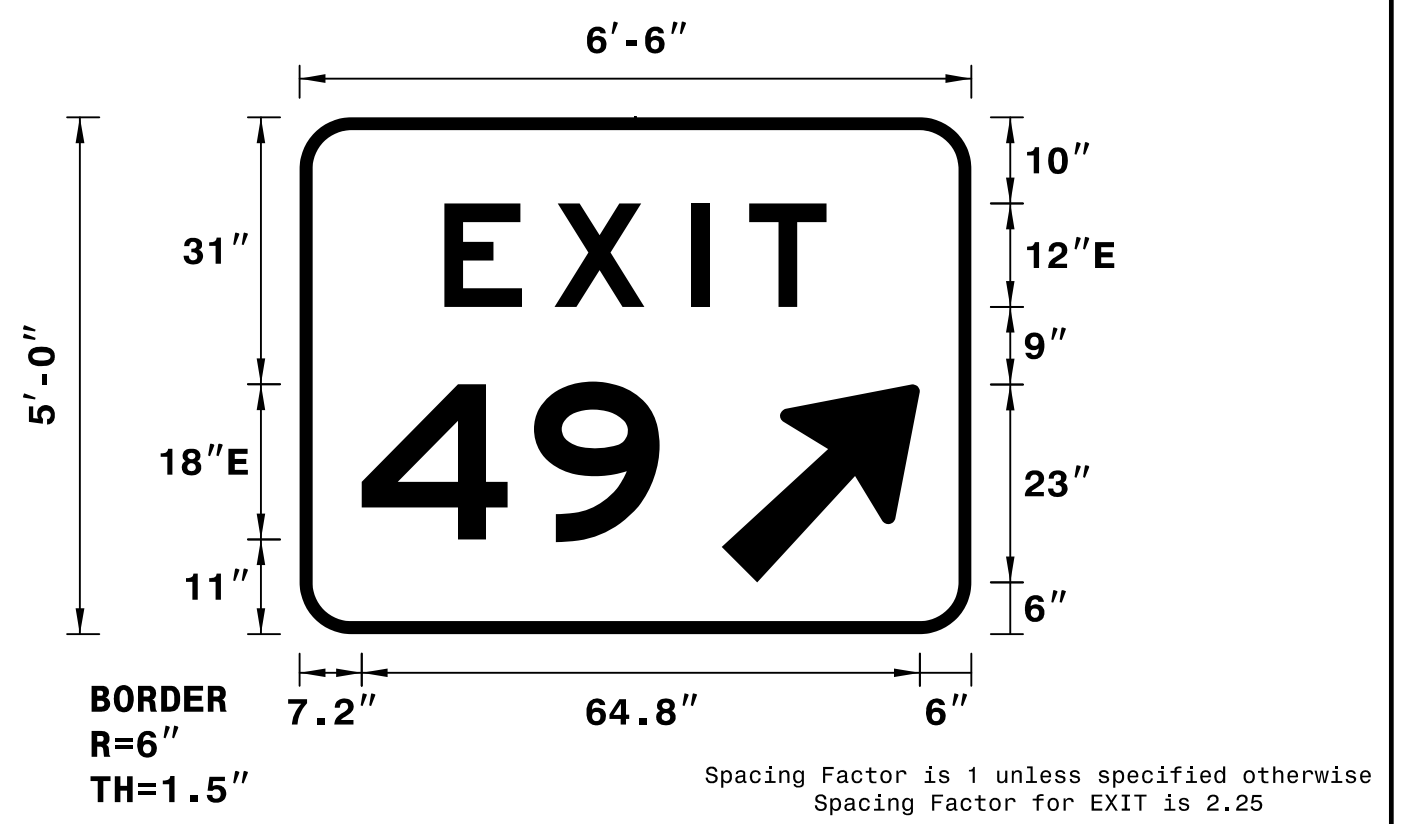
**DOCUMENT NOT CONSIDERED FINAL  
UNLESS ALL SIGNATURES COMPLETED**

SIGN NUMBER: 201A  
 TYPE: A  
 QUANTITY: 1  
 SIGN WIDTH: 6'-6"  
 HEIGHT: 5'-0"  
 TOTAL AREA: 32.5 Sq.Ft.  
 BORDER TYPE: FLUSH  
 RECESS: 0"  
 WIDTH: 1.5"  
 RADII: 6"  
 NO. Z BARS: 2  
 LENGTH: 70.0  
 BACKG COLOR: Green  
 COPY COLOR: White  
 SYMBOLOGY TABLE:  

SYMBOL	X	Y	WID	HT
Type "A" Arrow	49	6	18.3	29.3

 MAT'L: 0.125" ALUMINUM

DESIGN BY: JTT  
 PROJECT ID: U-2579C  
 CHECKED BY: ADK/CAJ  
 DIV: 09  
 DATE: April 2017



- NOTES:  
 1. Legend and border shall be direct applied Grade C reflective sheeting.  
 2. Background shall be Grade C reflective sheeting.

LETTER POSITIONS

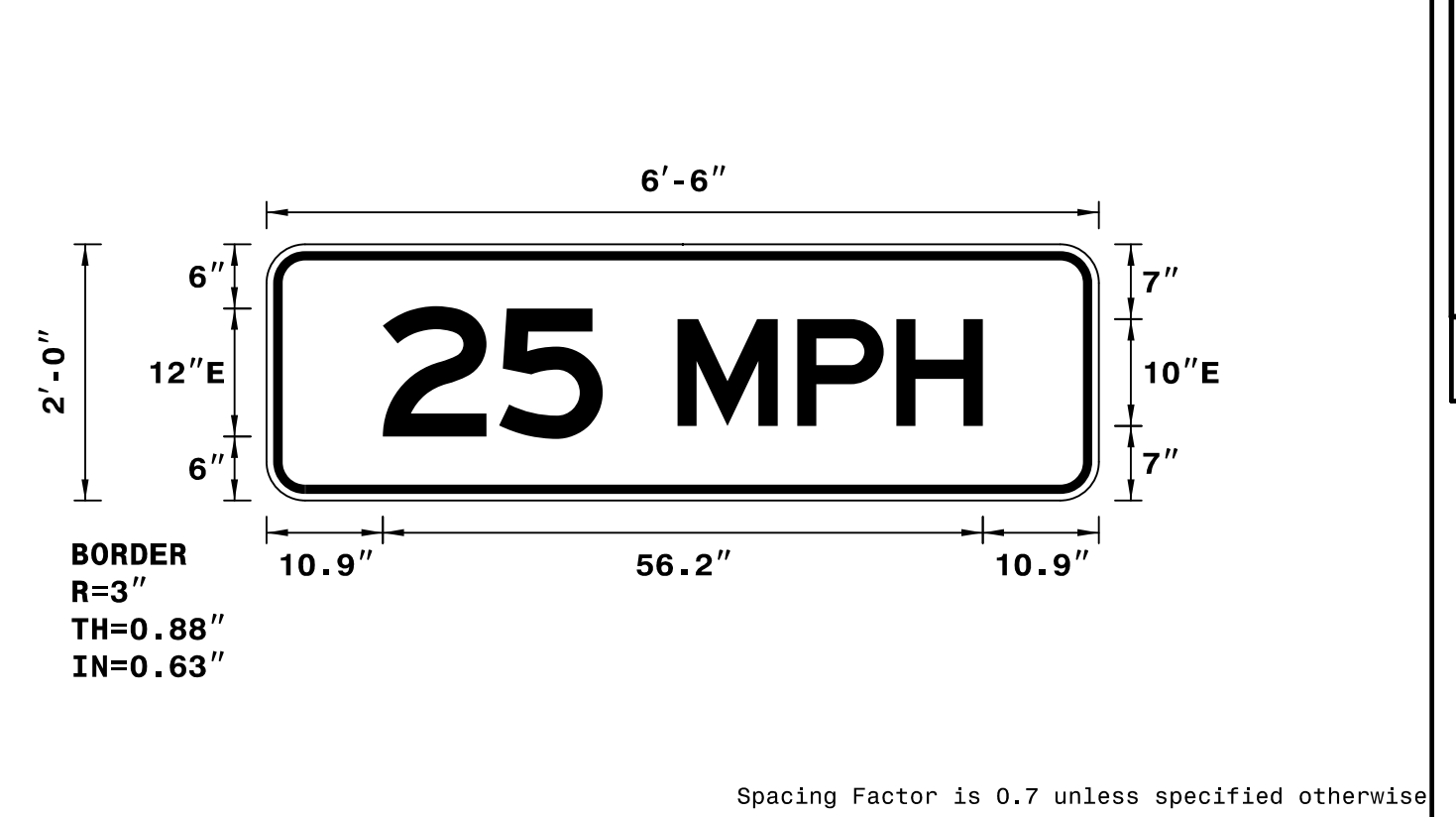
Letter spacings are to start of next letter										Series/Size
										Text Length
16.8	12.8	15.8	6.8	9	16.8					E 2000
										44.4
										E 2000
7.2	20	14.6	36.2							34.6

SIGN NUMBER: 201B,202B  
 TYPE: B  
 QUANTITY: 2  
 SIGN WIDTH: 6'-6"  
 HEIGHT: 2'-0"  
 TOTAL AREA: 13.0 Sq.Ft.  
 BORDER TYPE: RECESSED  
 RECESS: 0.63"  
 WIDTH: 0.88"  
 RADII: 3"  
 NO. Z BARS: 2  
 LENGTH: 70.0  
 BACKG COLOR: Yellow  
 COPY COLOR: Black  
 SYMBOLOGY TABLE:  

SYMBOL	X	Y	WID	HT
--------	---	---	-----	----

 MAT'L: 0.125" ALUMINUM

DESIGN BY: JTT  
 PROJECT ID: U-2579C  
 CHECKED BY: ADK/CAJ  
 DIV: 09  
 DATE: April 2017



- NOTES:  
 1. Legend and border shall be direct applied non-reflective sheeting.  
 2. Background shall be Grade C reflective sheeting.

LETTER POSITIONS

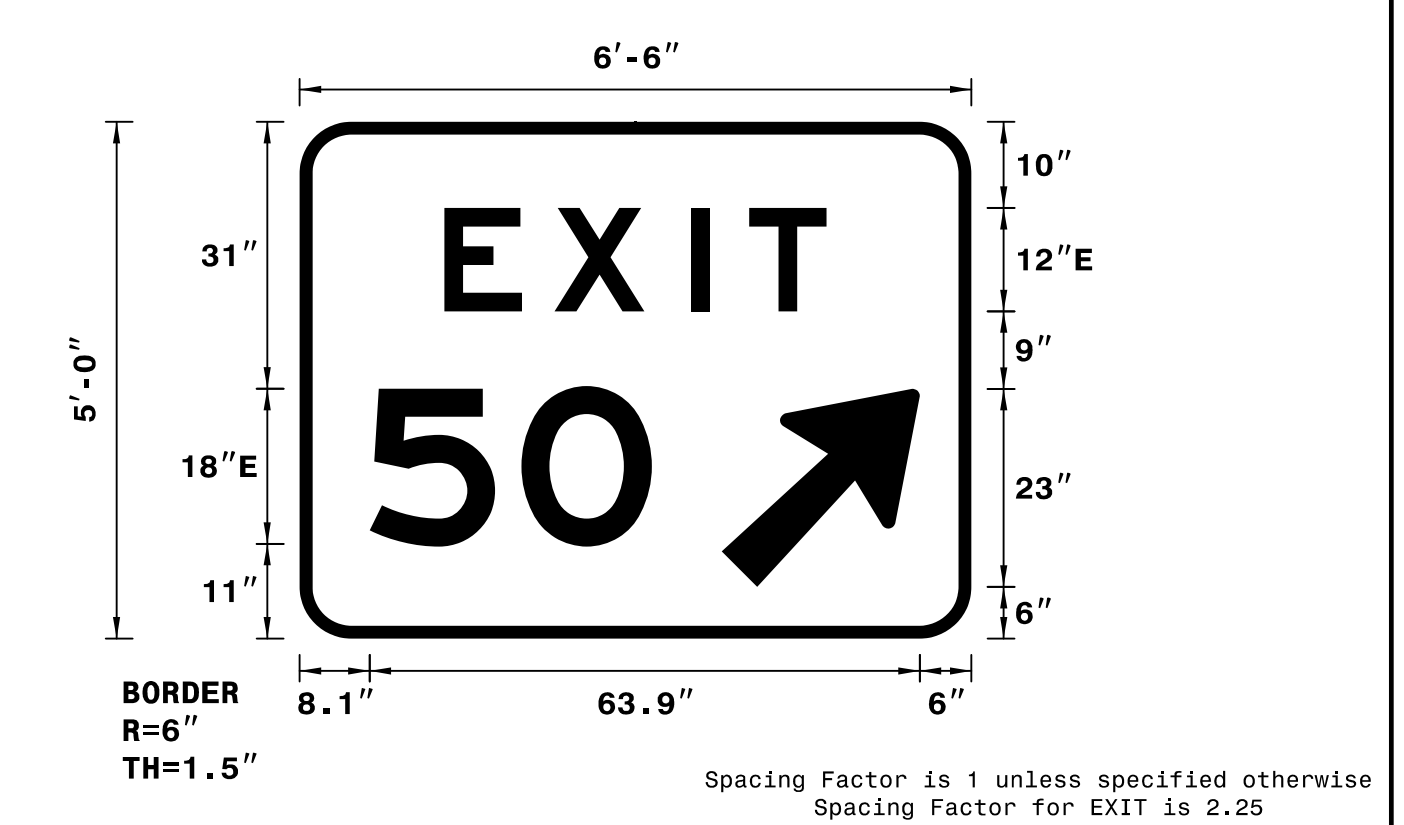
Letter spacings are to start of next letter										Series/Size
										Text Length
10.9	10.9	9.7	7	11.2	9.3	8.1	10.9			E 2000
										56.2

SIGN NUMBER: 202A  
 TYPE: A  
 QUANTITY: 1  
 SIGN WIDTH: 6'-6"  
 HEIGHT: 5'-0"  
 TOTAL AREA: 32.5 Sq.Ft.  
 BORDER TYPE: FLUSH  
 RECESS: 0"  
 WIDTH: 1.5"  
 RADII: 6"  
 NO. Z BARS: 2  
 LENGTH: 70.0  
 BACKG COLOR: Green  
 COPY COLOR: White  
 SYMBOLOGY TABLE:  

SYMBOL	X	Y	WID	HT
Type "A" Arrow	49	6	18.3	29.3

 MAT'L: 0.125" ALUMINUM

DESIGN BY: JTT  
 PROJECT ID: U-2579C  
 CHECKED BY: ADK/CAJ  
 DIV: 09  
 DATE: April 2017



- NOTES:  
 1. Legend and border shall be direct applied Grade C reflective sheeting.  
 2. Background shall be Grade C reflective sheeting.

LETTER POSITIONS

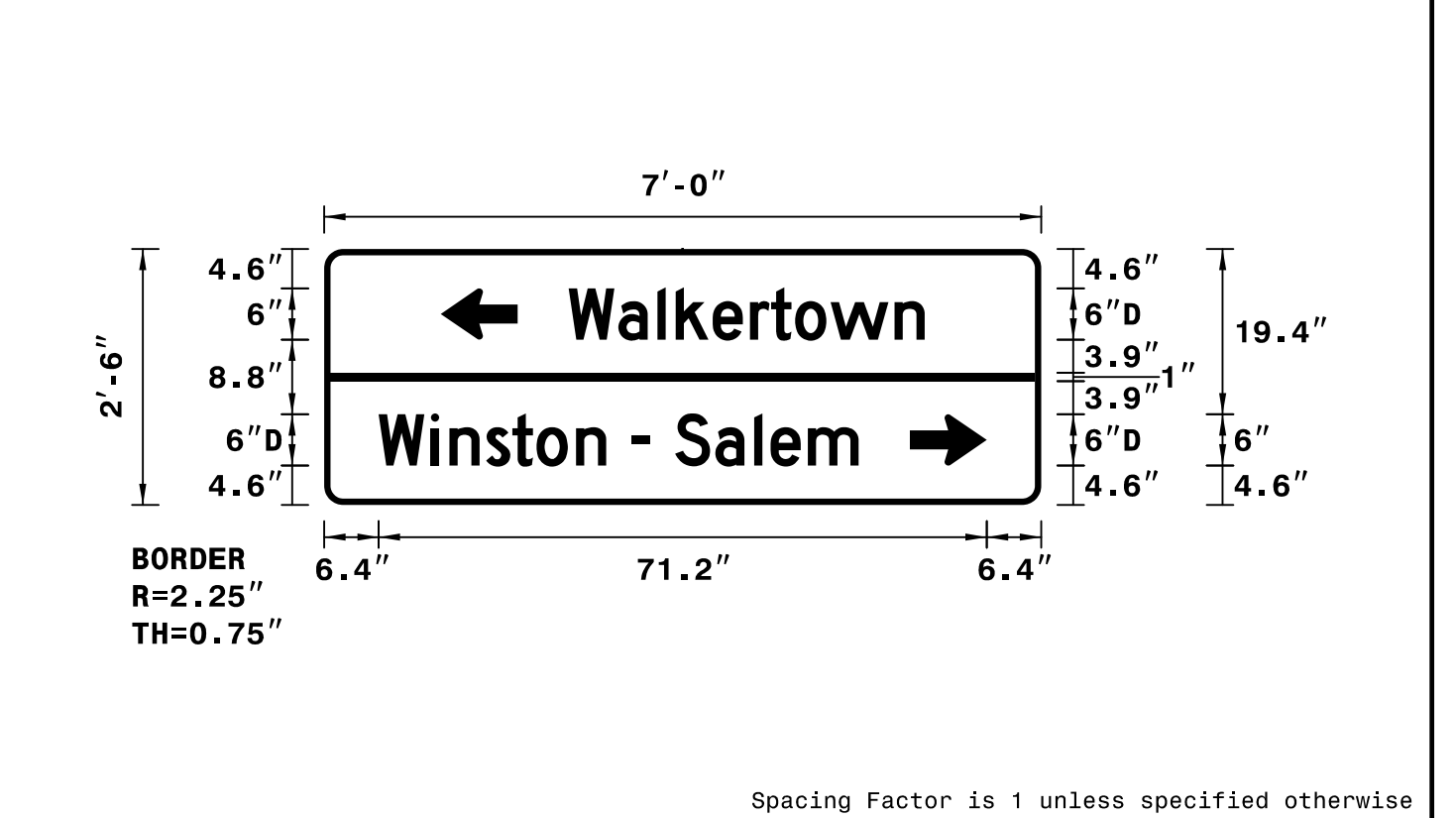
Letter spacings are to start of next letter										Series/Size
										Text Length
16.8	12.8	15.8	6.8	9	16.8					E 2000
										44.4
										E 2000
8.1	17.6	15.1	37.1							32.8

SIGN NUMBER: 301  
 TYPE: D  
 QUANTITY: 1  
 SIGN WIDTH: 7'-0"  
 HEIGHT: 2'-6"  
 TOTAL AREA: 17.5 Sq.Ft.  
 BORDER TYPE: FLUSH  
 RECESS: 0"  
 WIDTH: 0.75"  
 RADII: 2.25"  
 NO. Z BARS: N/A  
 LENGTH: N/A  
 BACKG COLOR: Green  
 COPY COLOR: White  
 SYMBOLOGY TABLE:  

SYMBOL	X	Y	WID	HT
Type "D" Arrow	13.7	19.4	6	9
Type "D" Arrow	68.6	4.6	6	9

 MAT'L: 0.125" ALUMINUM

DESIGN BY: JTT  
 PROJECT ID: U-2579C  
 CHECKED BY: ADK/CAJ  
 DIV: 09  
 DATE: April 2017




- NOTES:  
 1. Legend and border shall be direct applied Grade C reflective sheeting.  
 2. Background shall be Grade C reflective sheeting.

LETTER POSITIONS

Letter spacings are to start of next letter															Series/Size
															Text Length
															D 2000
28.7	5.8	4.6	2.2	4.3	4.4	2.5	2.8	4.1	7.5	3.5	13.6				41.7
															D 2000
6.4	6.1	2.2	4.3	3.1	2.8	4.6	3.5	3	2.1	3	4.7	4.6	1.9	4.4	56.2

APPROVED: *Charles A. Johnson, III*  
SEAL 20675 ENGINEER  
 DATE: 7/5/2017



DOCUMENT NOT CONSIDERED FINAL  
 UNLESS ALL SIGNATURES COMPLETED

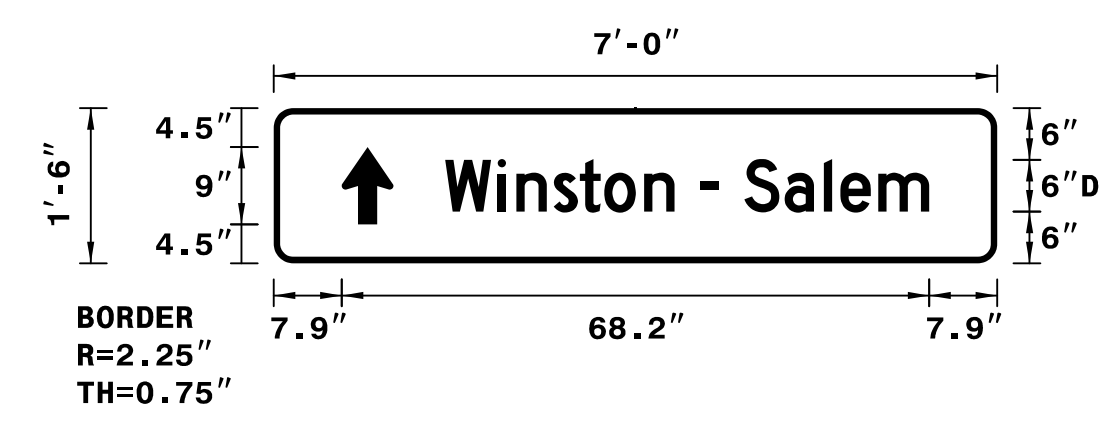
SIGN NUMBER: 302  
 TYPE: D  
 QUANTITY: 1  
 SIGN WIDTH: 7'-0"  
 HEIGHT: 1'-6"  
 TOTAL AREA: 10.5 Sq.Ft.  
 BORDER TYPE: FLUSH  
 RECESS: 0"  
 WIDTH: 0.75"  
 RADII: 2.25"  
 NO. Z BARS: N/A  
 LENGTH: N/A

BACKG COLOR: Green  
 COPY COLOR: White

SYMBOL	X	Y	WID	HT
Type "D" Arrow	7.9	4.5	6	9

MAT'L: 0.125" ALUMINUM

DESIGN BY: JTT  
 PROJECT ID: U-2579C  
 CHECKED BY: ADK/CAJ  
 DIV: 09  
 DATE: April 2017



BORDER  
 R=2.25"  
 TH=0.75"

Spacing Factor is 1 unless specified otherwise

NOTES:  
 1. Legend and border shall be direct applied Grade C reflective sheeting.  
 2. Arrow shall be Grade C reflective sheeting on 0.032" aluminum and demountable.  
 3. Background shall be Grade C reflective sheeting.

LETTER POSITIONS

Letter spacings are to start of next letter															Series/Size		
															Text Length		
19.9	6.1	2.2	4.3	3.1	2.8	4.6	3.5	3	2.1	3	4.7	4.6	1.9	4.4	5.9	7.9	D 2000
															56.2		

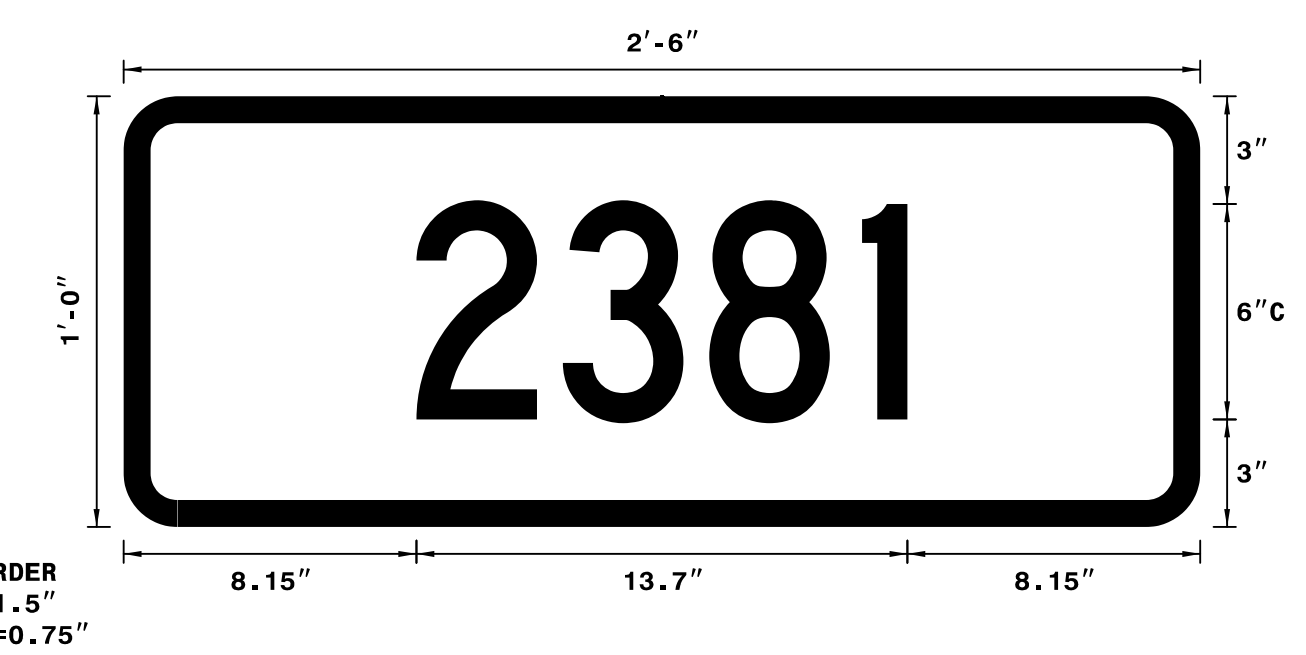
SIGN NUMBER: 303,304  
 TYPE: D  
 QUANTITY: 2  
 SIGN WIDTH: 2'-6"  
 HEIGHT: 1'-0"  
 TOTAL AREA: 2.5 Sq.Ft.  
 BORDER TYPE: FLUSH  
 RECESS: 0"  
 WIDTH: 0.75"  
 RADII: 1.5"  
 NO. Z BARS: N/A  
 LENGTH: N/A

BACKG COLOR: Green  
 COPY COLOR: White

SYMBOL	X	Y	WID	HT
Type "D" Arrow	6.4	19.4	6	9
Type "D" Arrow	57.2	4.6	6	9

MAT'L: 0.125" ALUMINUM

DESIGN BY: JTT  
 PROJECT ID: U-2579C  
 CHECKED BY: ADK/CAJ  
 DIV: 09  
 DATE: April 2017



BORDER  
 R=1.5"  
 TH=0.75"

Spacing Factor is 1 unless specified otherwise

NOTES:  
 1. Legend and border shall be direct applied Grade C reflective sheeting.  
 2. Background shall be Grade C reflective sheeting.  
 3. One "U" post per sign.

LETTER POSITIONS

Letter spacings are to start of next letter										Series/Size
										Text Length
8.2	4.1	4.1	4.3	1.3	8.2					C 2000
										13.7

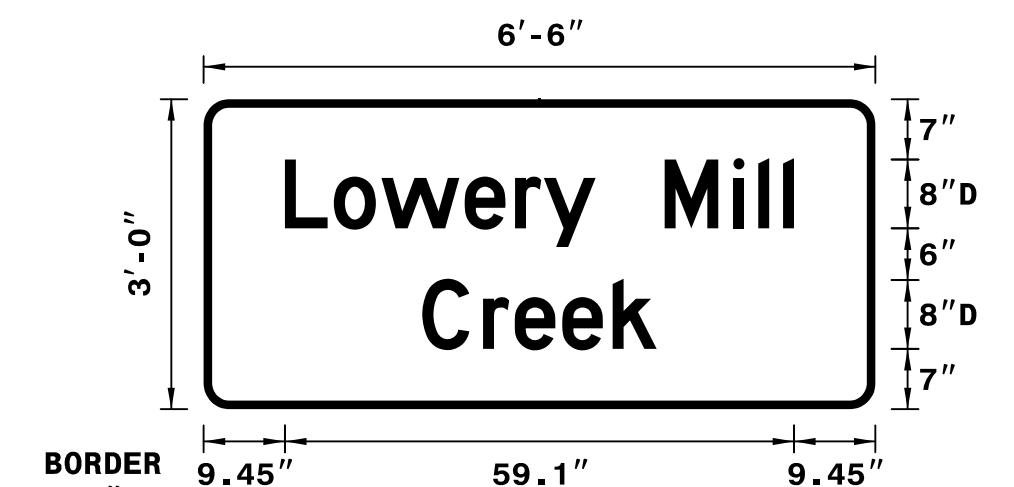
SIGN NUMBER: 305,306  
 TYPE: D  
 QUANTITY: 2  
 SIGN WIDTH: 6'-6"  
 HEIGHT: 3'-0"  
 TOTAL AREA: 19.5 Sq.Ft.  
 BORDER TYPE: FLUSH  
 RECESS: 0"  
 WIDTH: 1"  
 RADII: 3"  
 NO. Z BARS: N/A  
 LENGTH: N/A

BACKG COLOR: Green  
 COPY COLOR: White

SYMBOL	X	Y	WID	HT
Type "D" Arrow	57.2	4.6	6	9

MAT'L: 0.125" ALUMINUM

DESIGN BY: JTT  
 PROJECT ID: U-2579C  
 CHECKED BY: ADK/CAJ  
 DIV: 09  
 DATE: April 2017



BORDER  
 R=3"  
 TH=1"

Spacing Factor is 1 unless specified otherwise

NOTES:  
 1. Legend and border shall be direct applied Grade C reflective sheeting.  
 2. Background shall be Grade C reflective sheeting.

LETTER POSITIONS

Letter spacings are to start of next letter															Series/Size
															Text Length
9.4	5.7	5.5	9.7	5.8	3.4	6	8	8	2.9	2.9	1.3	9.4			D 2000
															59.1
25.4	7	3.7	5.5	5.8	5.1	25.4									D 2000
															27.2

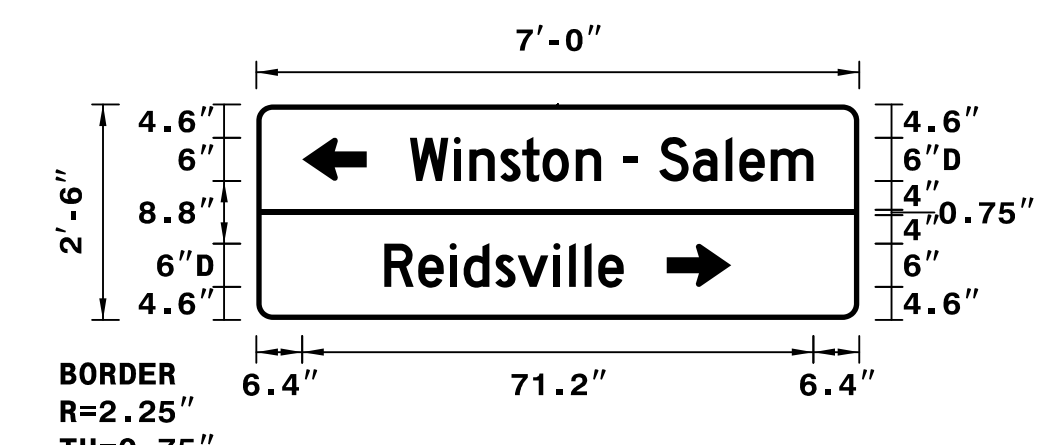
SIGN NUMBER: 307  
 TYPE: D  
 QUANTITY: 1  
 SIGN WIDTH: 7'-0"  
 HEIGHT: 2'-6"  
 TOTAL AREA: 17.5 Sq.Ft.  
 BORDER TYPE: FLUSH  
 RECESS: 0"  
 WIDTH: 0.75"  
 RADII: 2.25"  
 NO. Z BARS: N/A  
 LENGTH: N/A

BACKG COLOR: Green  
 COPY COLOR: White

SYMBOL	X	Y	WID	HT
Type "D" Arrow	6.4	19.4	6	9
Type "D" Arrow	57.2	4.6	6	9

MAT'L: 0.125" ALUMINUM

DESIGN BY: NKV  
 PROJECT ID: U-2579C  
 CHECKED BY: ADK/CAJ  
 DIV: 09  
 DATE: May 2017



BORDER  
 R=2.25"  
 TH=0.75"

Spacing Factor is 1 unless specified otherwise


NOTES:  
 1. Legend and border shall be direct applied Grade C reflective sheeting.  
 2. Arrows shall be Grade C reflective sheeting on 0.032" aluminum and demountable.  
 3. Background shall be Grade C reflective sheeting.

LETTER POSITIONS

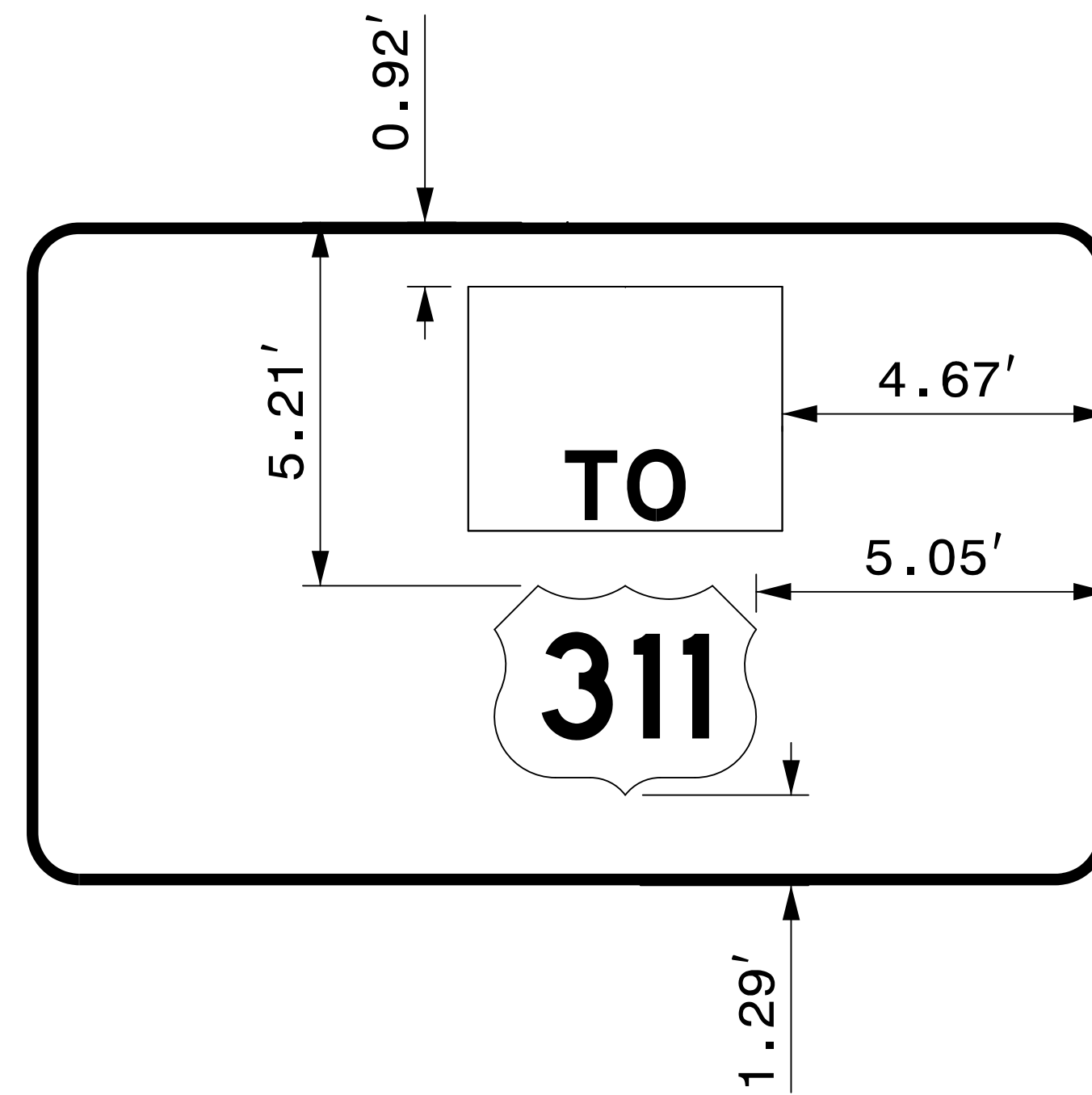
Letter spacings are to start of next letter															Series/Size		
															Text Length		
21.4	6.1	2.2	4.3	3.1	2.8	4.6	3.5	3	2.1	3	4.7	4.6	1.9	4.4	5.9	6.4	D 2000
															56.2		
17.8	4.7	4.4	1.9	4.4	3.1	5	2.2	2.2	1.9	3.5	32.8					D 2000	
															33.4		



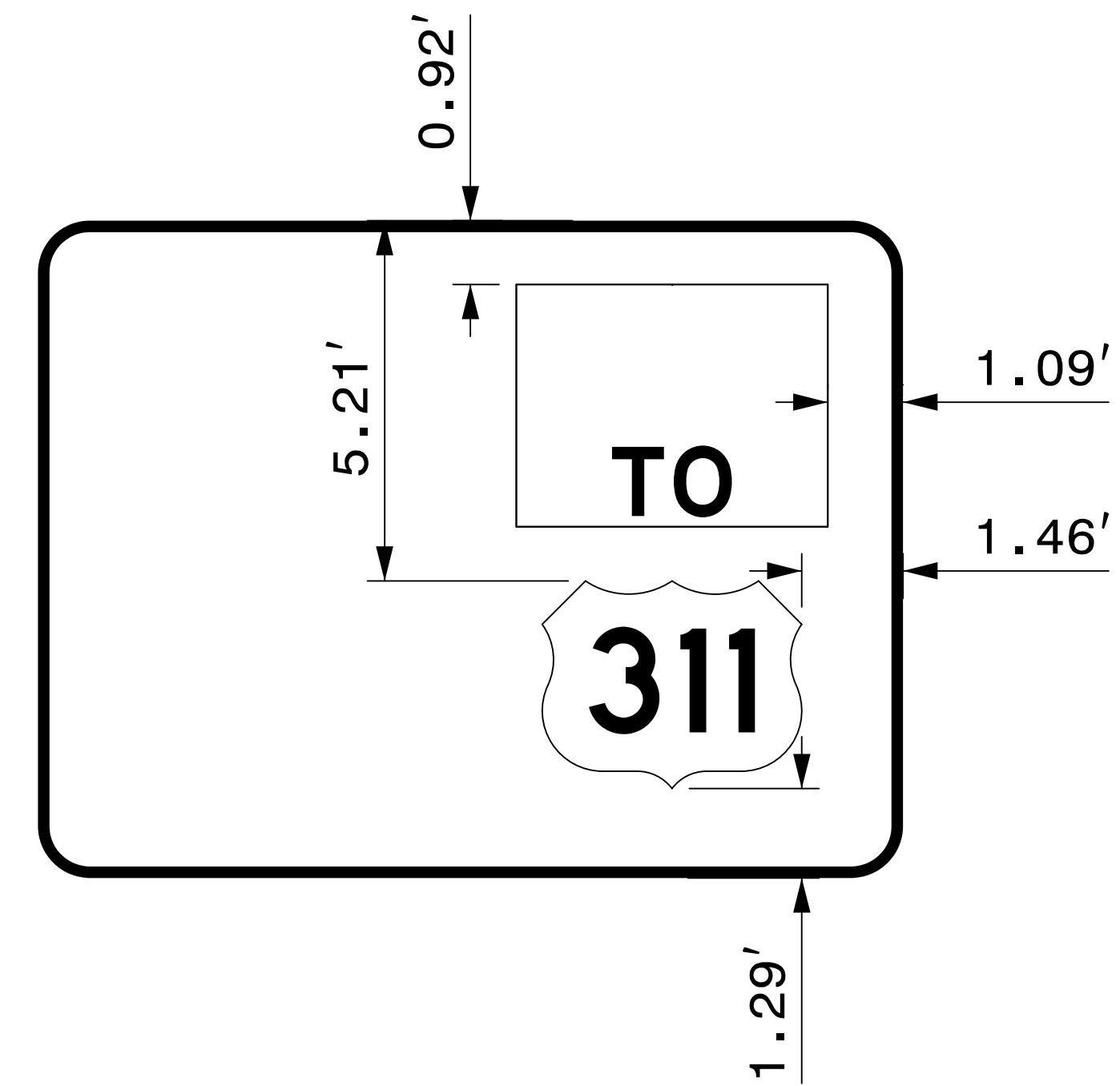


TIP NO. U-2579C	SHEET NO. SIGN-4F
APPROVED: <i>Charles A. Johnson, III</i> 7/5/2017	
DATE: 7/5/2017	
SEAL	
	
DOCUMENT NOT CONSIDERED FINAL UNLESS ALL SIGNATURES COMPLETED	

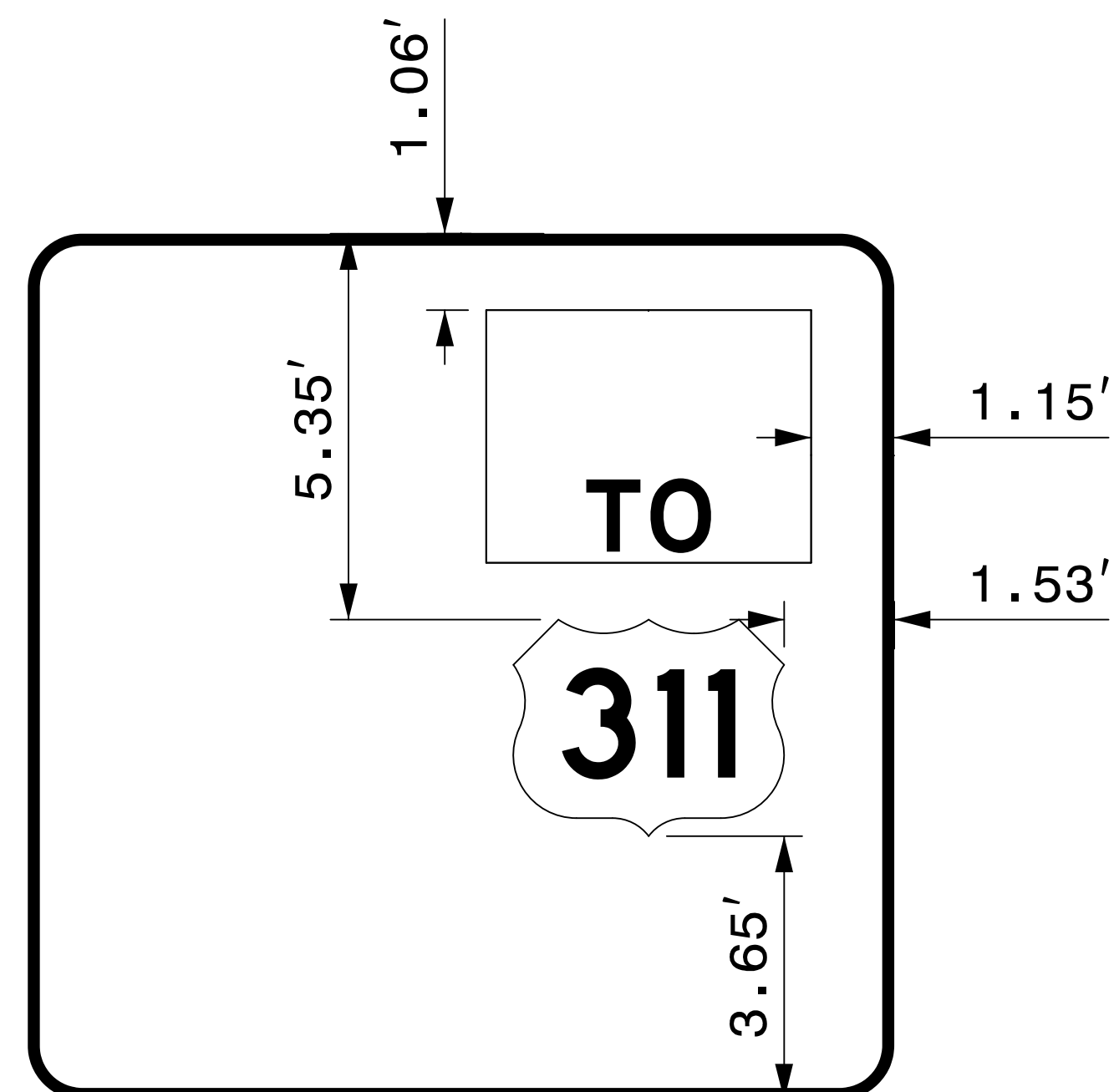
SIGNS 601, 602



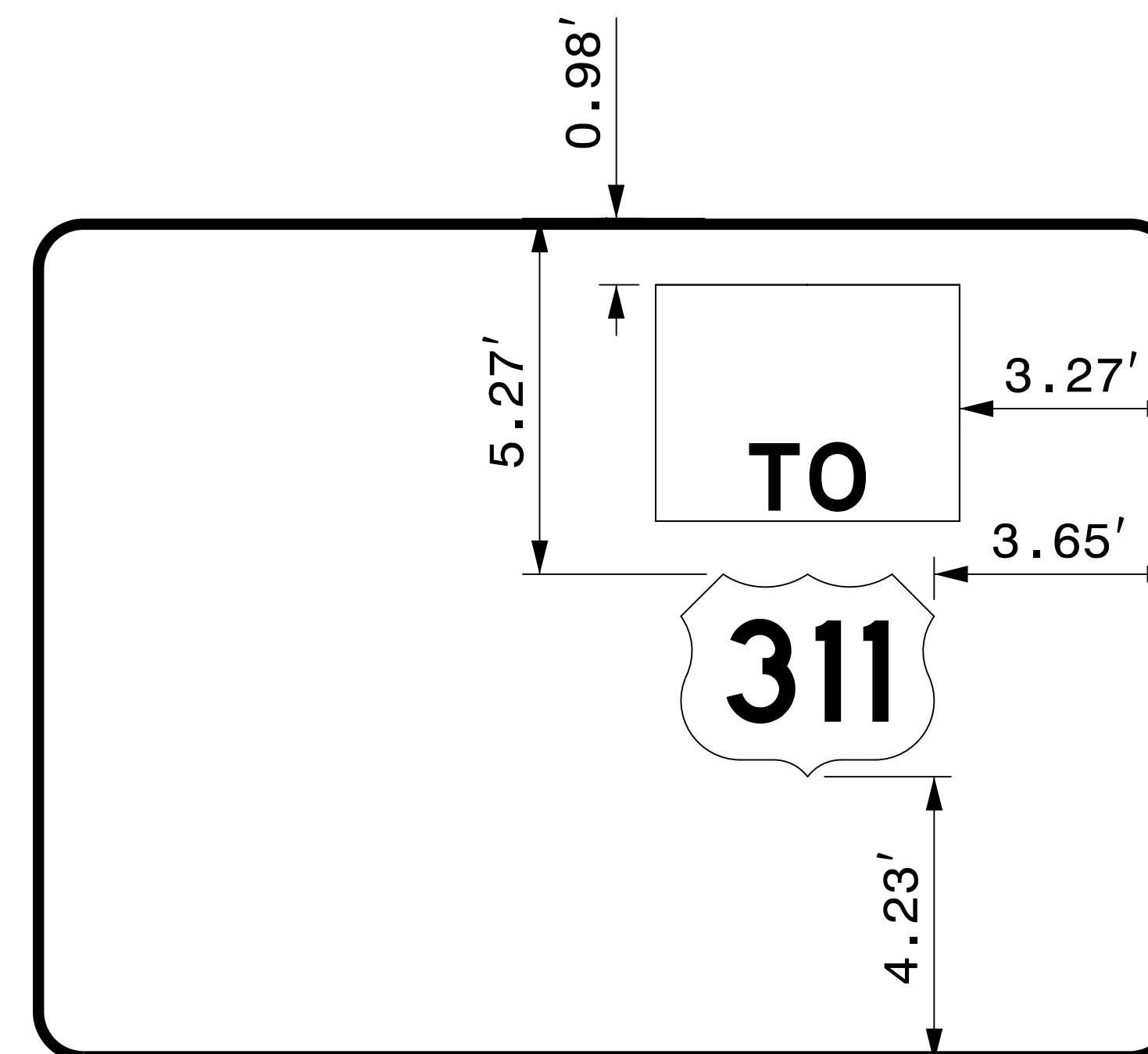
SIGNS 603, 604


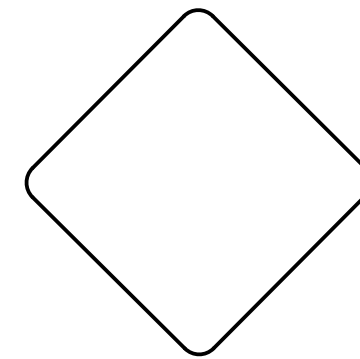

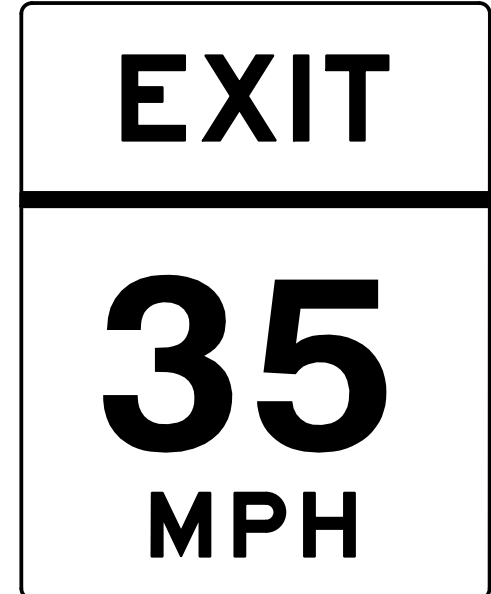



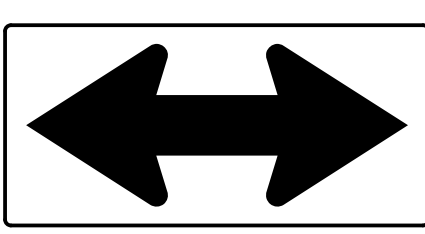

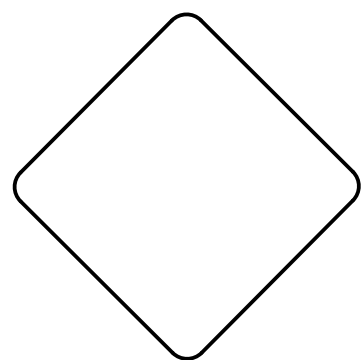

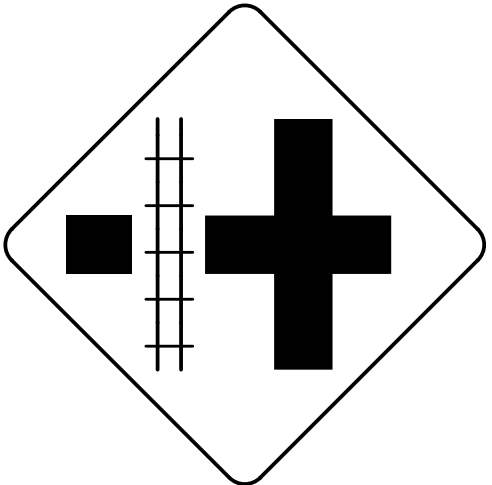




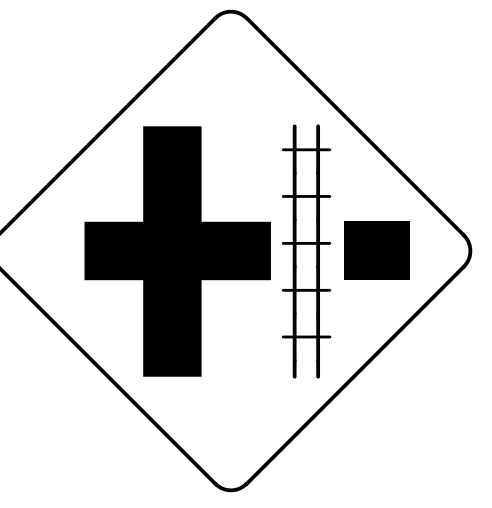
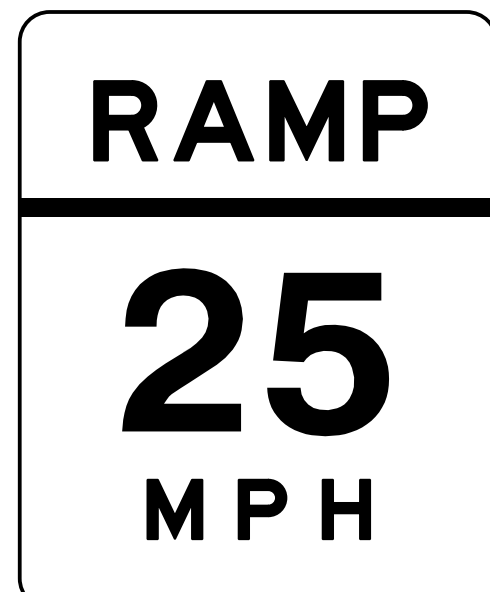












SIGNS 605, 606, 607, 608, 609, 610, 611, 612, 613, 614



SIGNS 615, 616




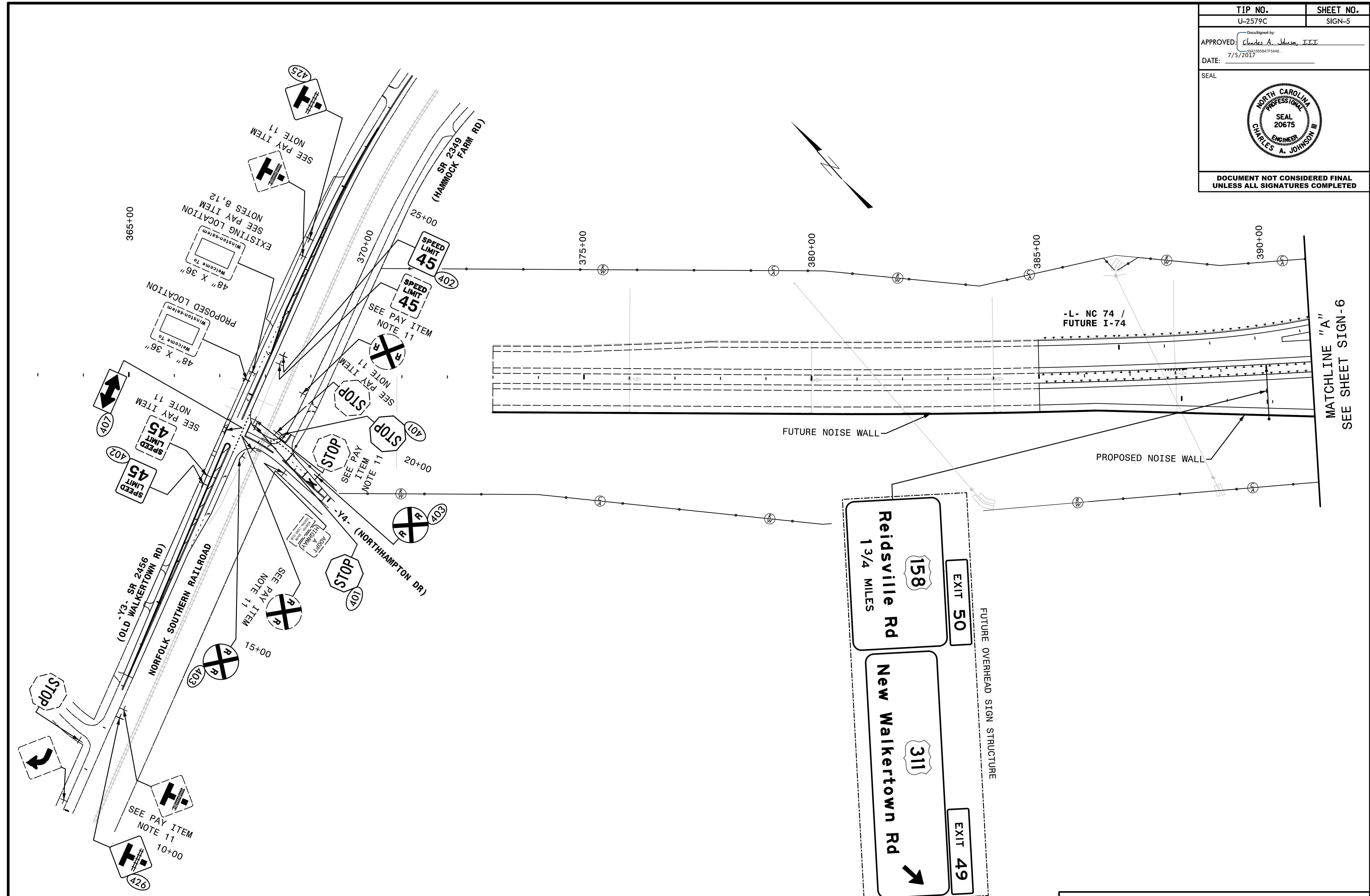
<p>401 QUANTITY REQ'D 7</p>  <p>36" X 36" R1-1</p> <p>ONE "U" POST PER SIGN MOUNT ON BACK OF EXISTING KEEP RIGHT SIGN IN 1 INSTALLATION MOUNT BACK-TO-BACK WITH SIGN 421 IN 2 INSTALLATIONS</p>	<p>406 QUANTITY REQ'D 2</p>  <p>18" X 18" OM1-3</p> <p>MOUNT UNDER SIGN 405 IN 2 INSTALLATIONS</p>	<p>411 QUANTITY REQ'D 1</p>  <p>30" X 30" W1-2(R)</p> <p>ONE "U" POST PER SIGN</p>	<p>415 QUANTITY REQ'D 2</p>  <p>36" X 48" W13-2</p> <p>TWO "U" POSTS PER SIGN</p>	<p>420 QUANTITY REQ'D 3</p>  <p>48" X 48" W4-1</p> <p>TWO "U" POSTS PER SIGN</p>	<p>424 QUANTITY REQ'D 1</p>  <p>36" X 18" R20-12</p> <p>ONE "U" POST PER SIGN</p>
<p>402 QUANTITY REQ'D 2</p>  <p>24" X 30" R2-1</p> <p>ONE "U" POST PER SIGN</p>	<p>407 QUANTITY REQ'D 3</p>  <p>48" X 24" W1-7</p> <p>TWO "U" POSTS PER SIGN</p>	<p>412 QUANTITY REQ'D 1</p>  <p>30" X 30" W14-2</p> <p>ONE "U" POST PER SIGN</p>	<p>416 QUANTITY REQ'D 3</p>  <p>18" X 18" OM4-3</p> <p>ONE 7' "U" POST PER SIGN</p>	<p>421 QUANTITY REQ'D 3</p>  <p>36" X 36" R5-1</p> <p>ONE "U" POST PER SIGN</p>	<p>425 QUANTITY REQ'D 1</p>  <p>36" X 36" W10-3(L)</p> <p>ONE "U" POST PER SIGN</p>
<p>403 QUANTITY REQ'D 2</p>  <p>36" X 36" W10-1</p> <p>ONE "U" POST PER SIGN</p>	<p>408 QUANTITY REQ'D 16</p>  <p>36" X 48" W1-8 (R)</p> <p>INSTALL ON TWO "U" POSTS PER SIGN SPACED APPROX 24 INCHES APART ON SUPPORT CENTERS INSTALL 34 INCH HORIZONTAL CROSS BRACING LEAVING A 1 INCH MARGIN FROM LEFT AND RIGHT EDGES OF SIGN INSTALLATION HEIGHT: BOTTOM OF SIGN SHALL BE 4 FEET ABOVE THE EDGE OF TRAVEL LANE ELEVATION (LEFT EDGELINE OF RAMP) ALL OTHER PORTIONS OF ROADWAY STANDARD DRAWING 904.50 APPLY</p>	<p>417 QUANTITY REQ'D 2</p>  <p>48" X 60" R2-1</p> <p>TWO "U" POSTS PER SIGN</p>	<p>422 QUANTITY REQ'D 1</p>  <p>30" X 30" W18-11</p> <p>ONE "U" POST PER SIGN</p>	<p>426 QUANTITY REQ'D 1</p>  <p>36" X 36" W10-3(R)</p> <p>ONE "U" POST PER SIGN</p>	
<p>404 QUANTITY REQ'D 2</p>  <p>36" X 48" W13-3</p> <p>TWO "U" POSTS PER SIGN</p>	<p>409 QUANTITY REQ'D 4</p>  <p>36" X 24" R5-1a</p> <p>ONE "U" POST PER SIGN</p>	<p>413 QUANTITY REQ'D 6</p>  <p>48" X 48" W9-1(L)</p> <p>TWO "U" POSTS PER SIGN</p>	<p>418 QUANTITY REQ'D 2</p>  <p>24" X 30" R2-1</p> <p>ONE "U" POST PER SIGN</p>	<p>423 QUANTITY REQ'D 3</p>  <p>54" X 18" R6-1(R)</p> <p>TWO "U" POSTS PER SIGN</p>	<p>427 QUANTITY REQ'D 1</p>  <p>30" X 30" W2-1</p> <p>ONE "U" POST PER SIGN</p>
<p>405 QUANTITY REQ'D 6</p>  <p>24" X 30" R4-7</p> <p>ONE "U" POST PER SIGN</p>	<p>410 QUANTITY REQ'D 2</p>  <p>24" X 30" R2-1</p> <p>ONE "U" POST PER SIGN</p>	<p>414 QUANTITY REQ'D 7</p>  <p>48" X 48" W4-2(L)</p> <p>TWO "U" POSTS PER SIGN</p>	<p>419 QUANTITY REQ'D 1</p>  <p>30" X 30" W2-2(L)</p> <p>ONE "U" POST PER SIGN</p>		

TIP NO. U-2579C	SHEET NO. SIGN-4G
Approved by: <u>Charles A. Johnson, III</u> <small>Professional Engineer</small> DATE: 7/5/2017	
SEAL 	
DOCUMENT NOT CONSIDERED FINAL UNLESS ALL SIGNATURES COMPLETED	

501		506		512		QUANTITY REQ'D 2		TIP NO. U-2579C SHEET NO. SIGN-4H	
 1 - 24" X 12" 1 - 24" X 24" 1 - 21" X 15" ONE "U" POST PER ASSEMBLY		 1 - 24" X 12" 1 - 30" X 24" ONE "U" POST PER ASSEMBLY		 1 - 24" X 12" 1 - 24" X 24" 1 - 21" X 15" MOUNT ON EXISTING "U" POST		 SPECIAL MILEPOST DESIGN ALONG NC 74 1'-6" 3'-6" 4" 6" 8" 3.5" 8" 4" 0.5" 17" 0.5" BORDER R=1.5" TH=0.5" INSTALLATION NOTE: INSTALL ON 3 LB. U-CHANNEL POST. SEE SHEET SIGN-2C.		APPROVED: Charles A. Johnson, III DATE: 7/5/2017 SEAL  DOCUMENT NOT CONSIDERED FINAL UNLESS ALL SIGNATURES COMPLETED	
 2 - 24" X 12" 1 - 24" X 24" 1 - 30" X 24" 2 - 21" X 15" TWO "U" POSTS PER ASSEMBLY		 1 - 24" X 12" 1 - 30" X 24" ONE "U" POST PER ASSEMBLY		 2 - 24" X 12" 2 - 30" X 24" 2 - 21" X 15" TWO "U" POSTS PER ASSEMBLY		 SPECIAL MILEPOST DESIGN ALONG NC 74 1'-6" 2'-6" 4" 6" 6" 8" 6" 1.8" 14.4" 1.8" BORDER R=1.5" TH=0.5" INSTALLATION NOTE: INSTALL ON 3 LB. U-CHANNEL POST. SEE SHEET SIGN-2C.			
 1 - 24" X 12" 1 - 24" X 24" 1 - 21" X 15" ONE "U" POST PER ASSEMBLY		 1 - 36" X 18" 1 - 36" X 36" TWO "U" POSTS PER ASSEMBLY		 1 - 24" X 12" 1 - 24" X 24" 1 - 21" X 15" ONE "U" POST PER ASSEMBLY		 MILE 50 .5 18" X 42" ONE "U" POST PER SIGN			
 2 - 24" X 12" 2 - 30" X 24" 2 - 21" X 15" TWO "U" POSTS PER ASSEMBLY		 1 - 36" X 18" 1 - 36" X 36" TWO "U" POSTS PER ASSEMBLY		 1 - 24" X 12" 1 - 24" X 24" 1 - 21" X 15" TWO "U" POSTS PER ASSEMBLY MOUNT WITH RELOCATED ASSEMBLY SEE SHEET SIGN-10					
 1 - 21" X 15" 1 - 24" X 24" ONE "U" POST PER ASSEMBLY		 2 - 24" X 12" 2 - 24" X 24" 2 - 21" X 15" TWO "U" POSTS PER ASSEMBLY							




TIP NO. U-2579C	SHEET NO. SIGN-5
APPROVED: <i>Charles A. Johnson, III</i> <small>SSA150504775440</small>	
DATE: 7/5/2017	
SEAL	
	
DOCUMENT NOT CONSIDERED FINAL UNLESS ALL SIGNATURES COMPLETED	

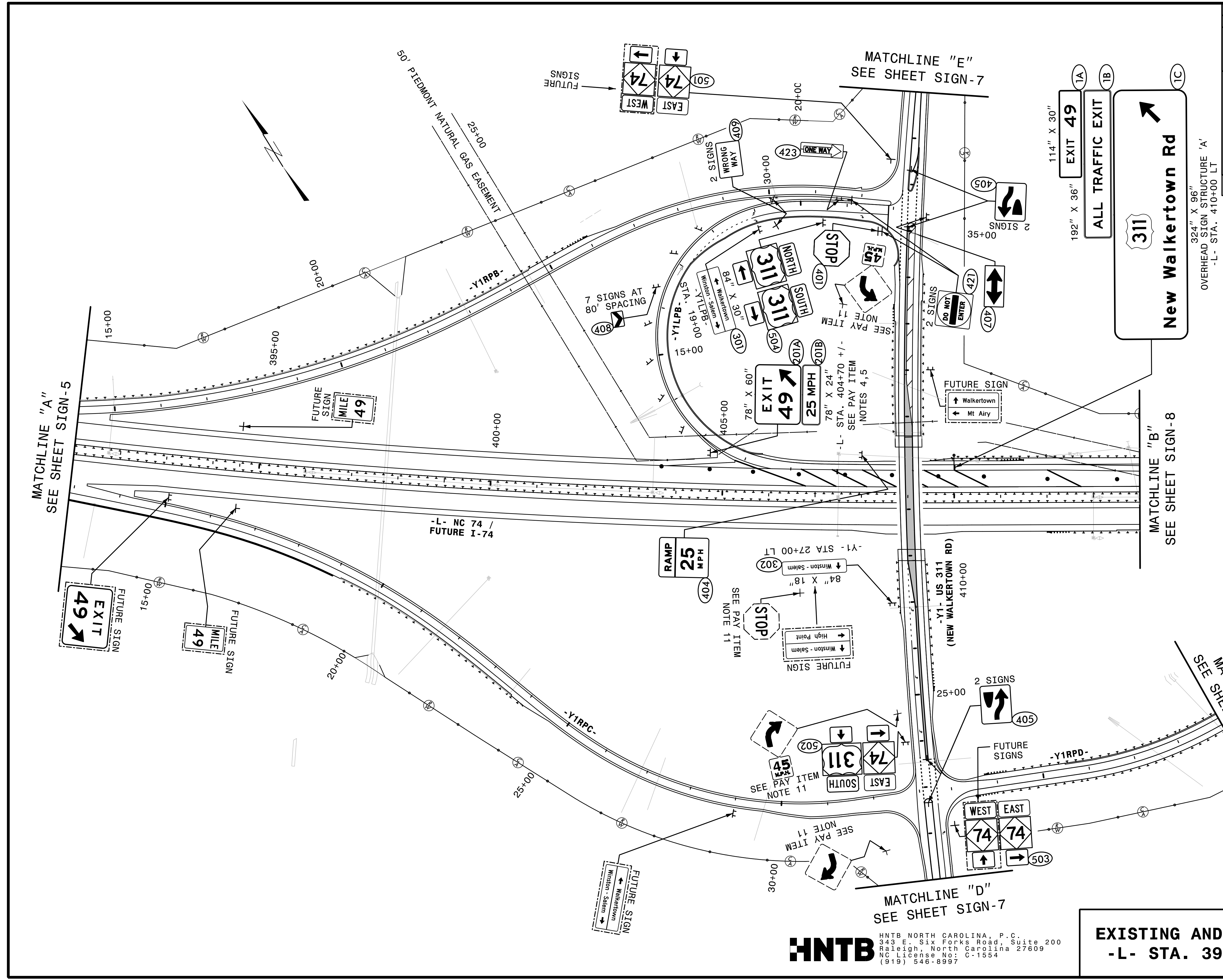


**HNTB**  
 HNTB NORTH CAROLINA, P.C.  
 343 E. Six Forks Road, Suite 200  
 Raleigh, North Carolina 27609  
 NC License No: C-1554  
 (919) 546-8997

**EXISTING AND PROPOSED SIGNS  
 -L- STA. 365+00 TO 391+00**




TIP NO. U-2579C	SHEET NO. SIGN-6
APPROVED: <i>Charles A. Johnson, III</i> 7/5/2017	
DATE: 7/5/2017	
SEAL	
	
DOCUMENT NOT CONSIDERED FINAL UNLESS ALL SIGNATURES COMPLETED	

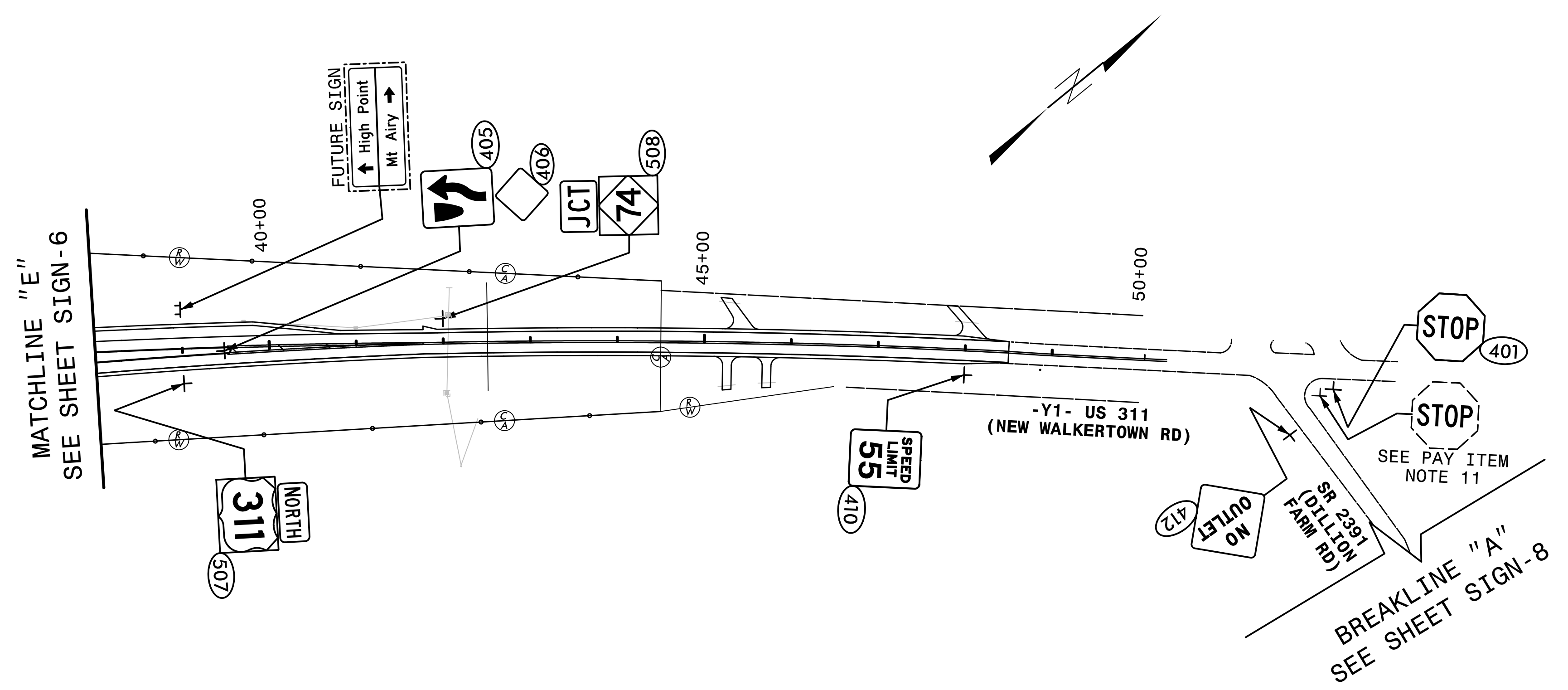
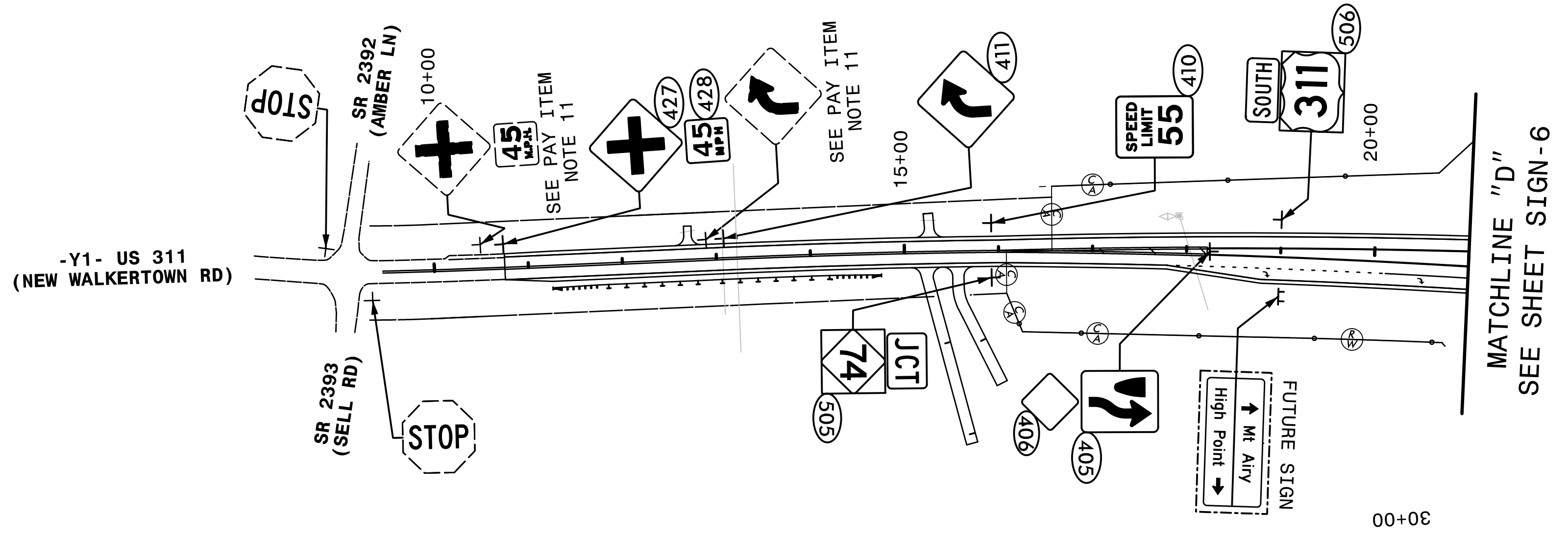


**HNTB**  
 HNTB NORTH CAROLINA, P.C.  
 343 E. Six Forks Road, Suite 200  
 Raleigh, North Carolina 27609  
 NC License No: C-1554  
 (919) 546-8997

**EXISTING AND PROPOSED SIGNS**  
 -L- STA. 391+00 TO 414+00




TIP NO. U-2579C	SHEET NO. SIGN-7
APPROVED: <i>Charles A. Johnson, III</i> <small>DocuSigned by: Charles A. Johnson, III 00A1905047F04A0</small>	
DATE: 7/5/2017	
SEAL	
	
DOCUMENT NOT CONSIDERED FINAL UNLESS ALL SIGNATURES COMPLETED	

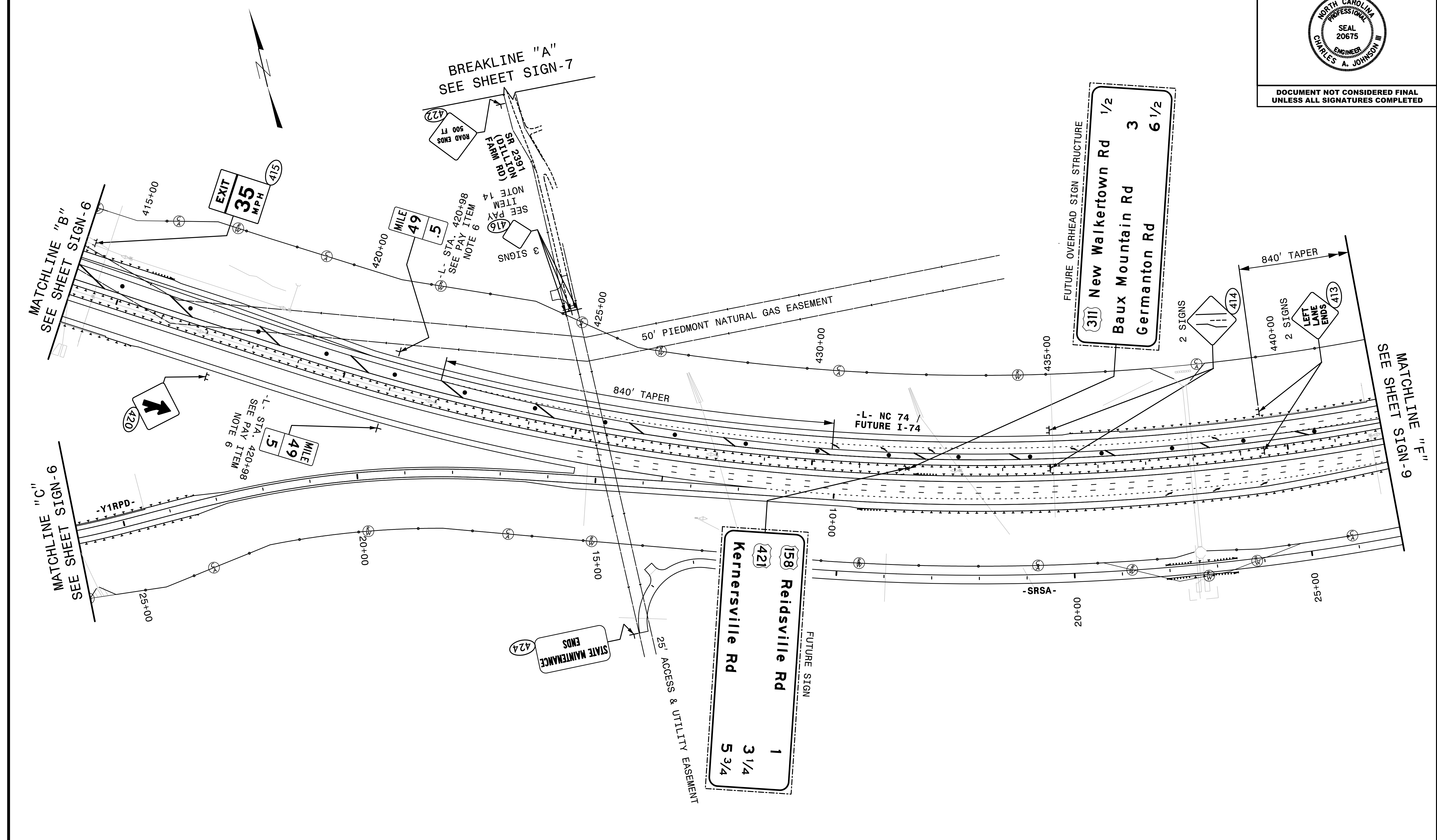


**HNTB**  
 HNTB NORTH CAROLINA, P.C.  
 343 E. Six Forks Road, Suite 200  
 Raleigh, North Carolina 27609  
 NC License No: C-1554  
 (919) 546-8997

**EXISTING AND PROPOSED SIGNS**  
 -Y1- STA. 10+00 TO 21+00 AND  
 -Y1- STA. 38+00 TO 50+00



TIP NO. U-2579C	SHEET NO. SIGN-8
APPROVED: <i>Charles A. Johnson, III</i> <small>SEAL 150504770440</small>	
DATE: 7/5/2017	
SEAL	
	
DOCUMENT NOT CONSIDERED FINAL UNLESS ALL SIGNATURES COMPLETED	




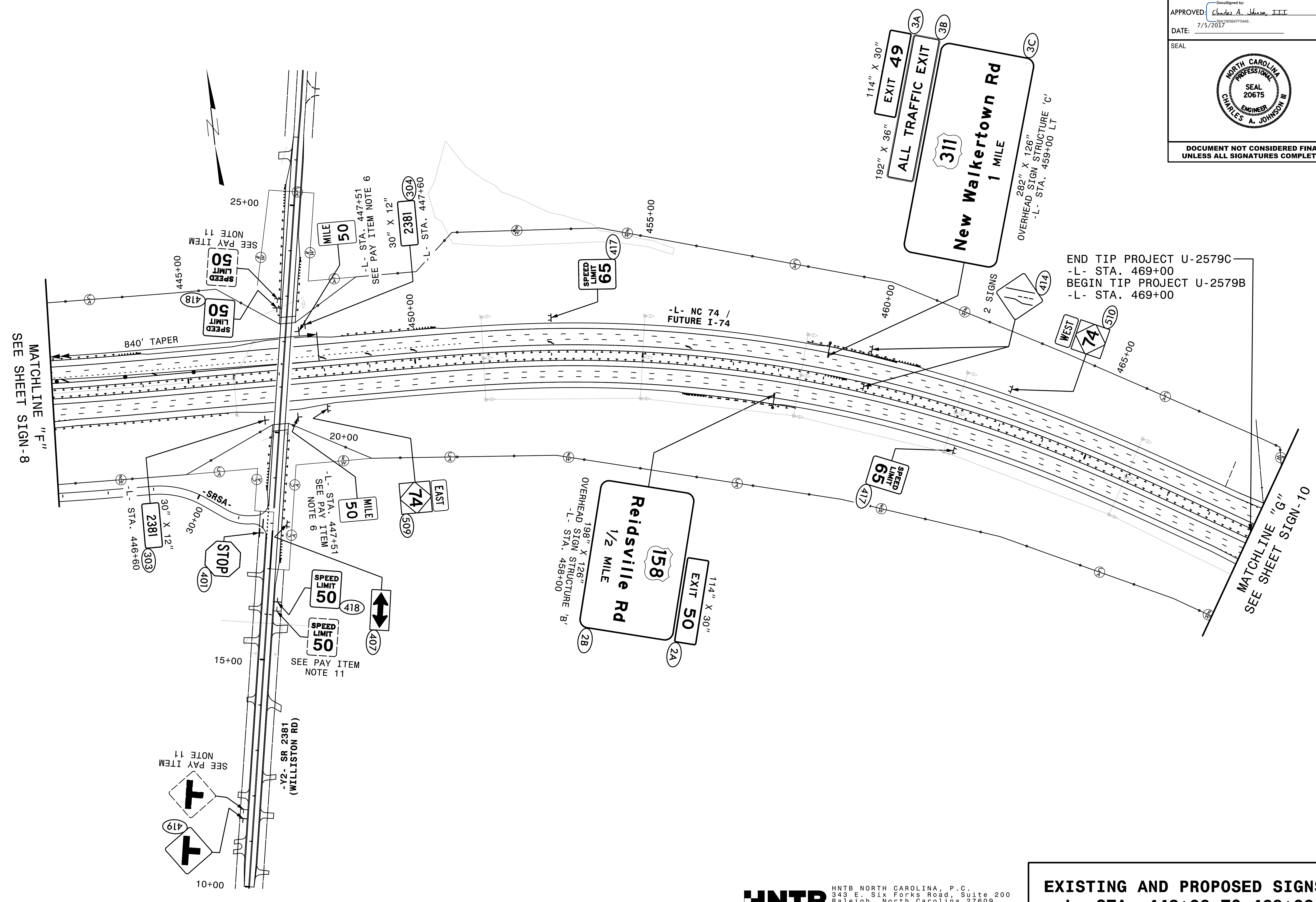
**158 Reidsville Rd**  
421  
Kernersville Rd  
1  
3 1/4  
5 3/4

**311 New Walkertown Rd** 1/2  
Baux Mountain Rd 3  
Germanton Rd 6 1/2

**EXISTING AND PROPOSED SIGNS**  
**-L- STA. 414+00 TO 442+00**



TIP NO. U-2579C	SHEET NO. SIGN-9
APPROVED: <i>Charles A. Johnson, III</i> <small>SEAL 150504775440</small>	
DATE: 7/5/2017	
SEAL	
	
DOCUMENT NOT CONSIDERED FINAL UNLESS ALL SIGNATURES COMPLETED	




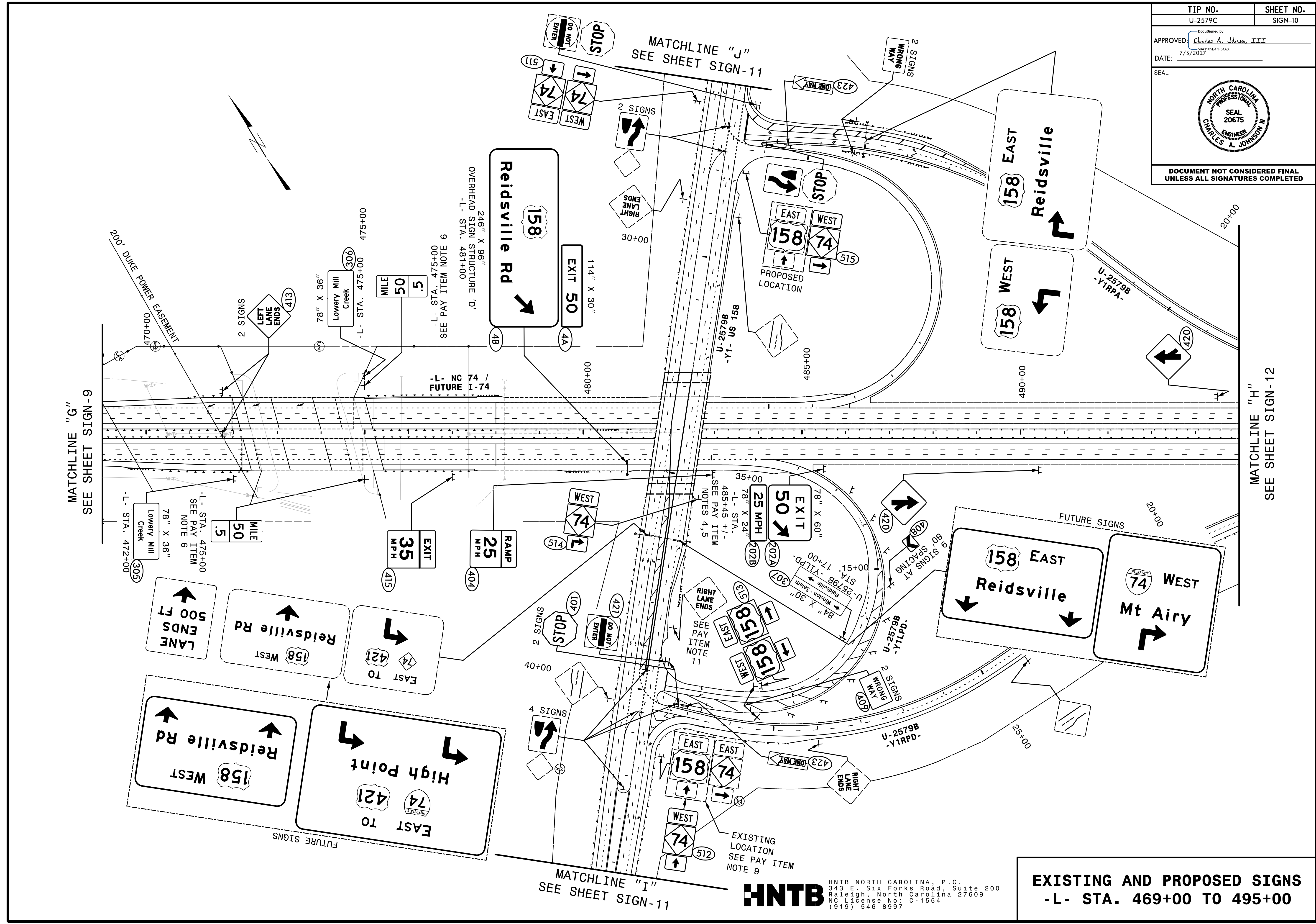
END TIP PROJECT U-2579C  
 -L- STA. 469+00  
 BEGIN TIP PROJECT U-2579B  
 -L- STA. 469+00

**HNTB**  
 HNTB NORTH CAROLINA, P.C.  
 343 E. Six Forks Road, Suite 200  
 Raleigh, North Carolina 27609  
 NC License No: C-1554  
 (919) 546-8997

**EXISTING AND PROPOSED SIGNS  
 -L- STA. 442+00 TO 469+00**



TIP NO. U-2579C	SHEET NO. SIGN-10
APPROVED: <i>Charles A. Johnson, III</i> 7/5/2017	
DATE: 7/5/2017	
SEAL	
	
DOCUMENT NOT CONSIDERED FINAL UNLESS ALL SIGNATURES COMPLETED	



MATCHLINE "G"  
SEE SHEET SIGN-9

MATCHLINE "H"  
SEE SHEET SIGN-12

MATCHLINE "I"  
SEE SHEET SIGN-11


MATCHLINE "J"  
SEE SHEET SIGN-11

**HNTB**  
 HNTB NORTH CAROLINA, P.C.  
 343 E. Six Forks Road, Suite 200  
 Raleigh, North Carolina 27609  
 NC License No: C-1554  
 (919) 546-8997

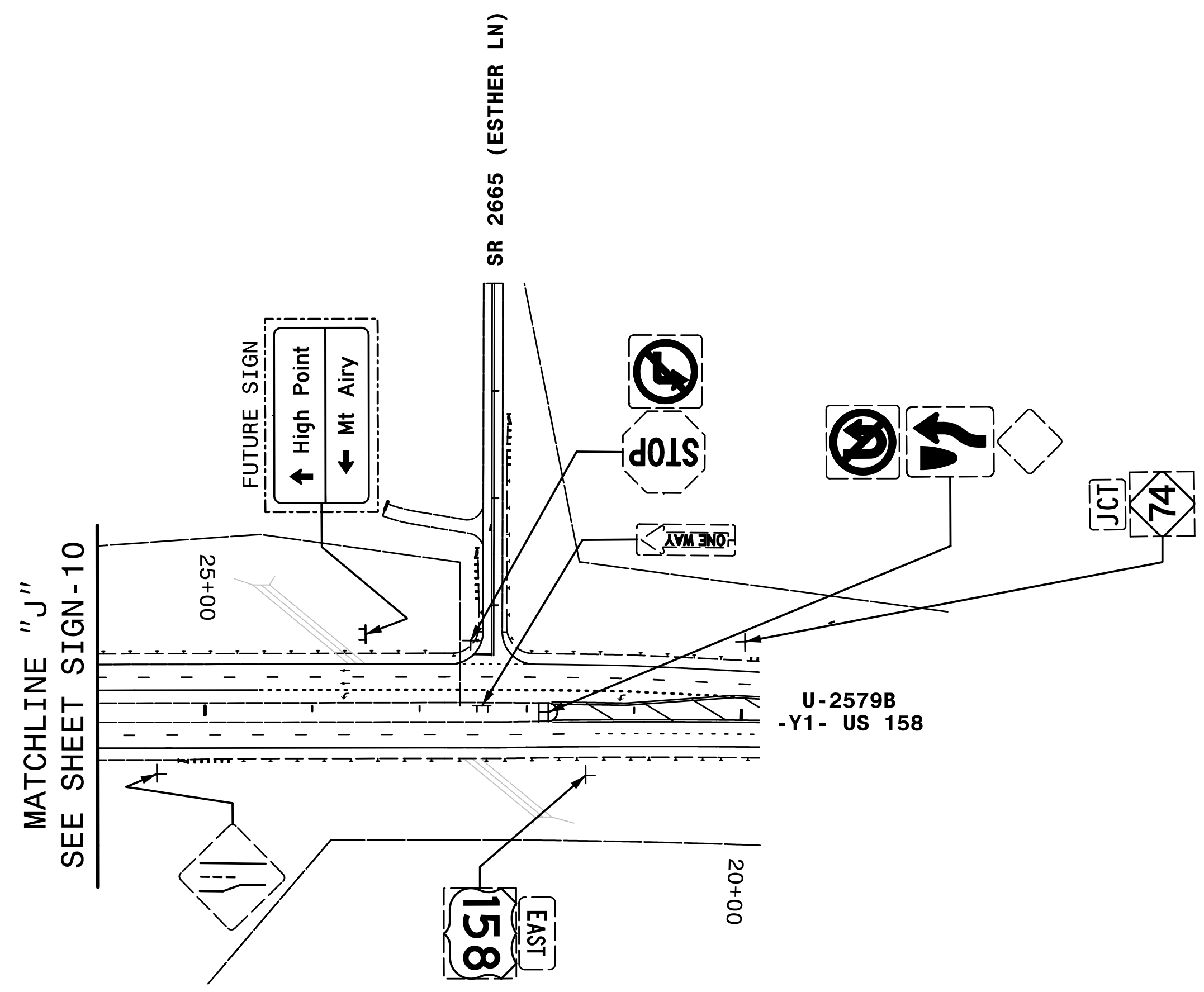
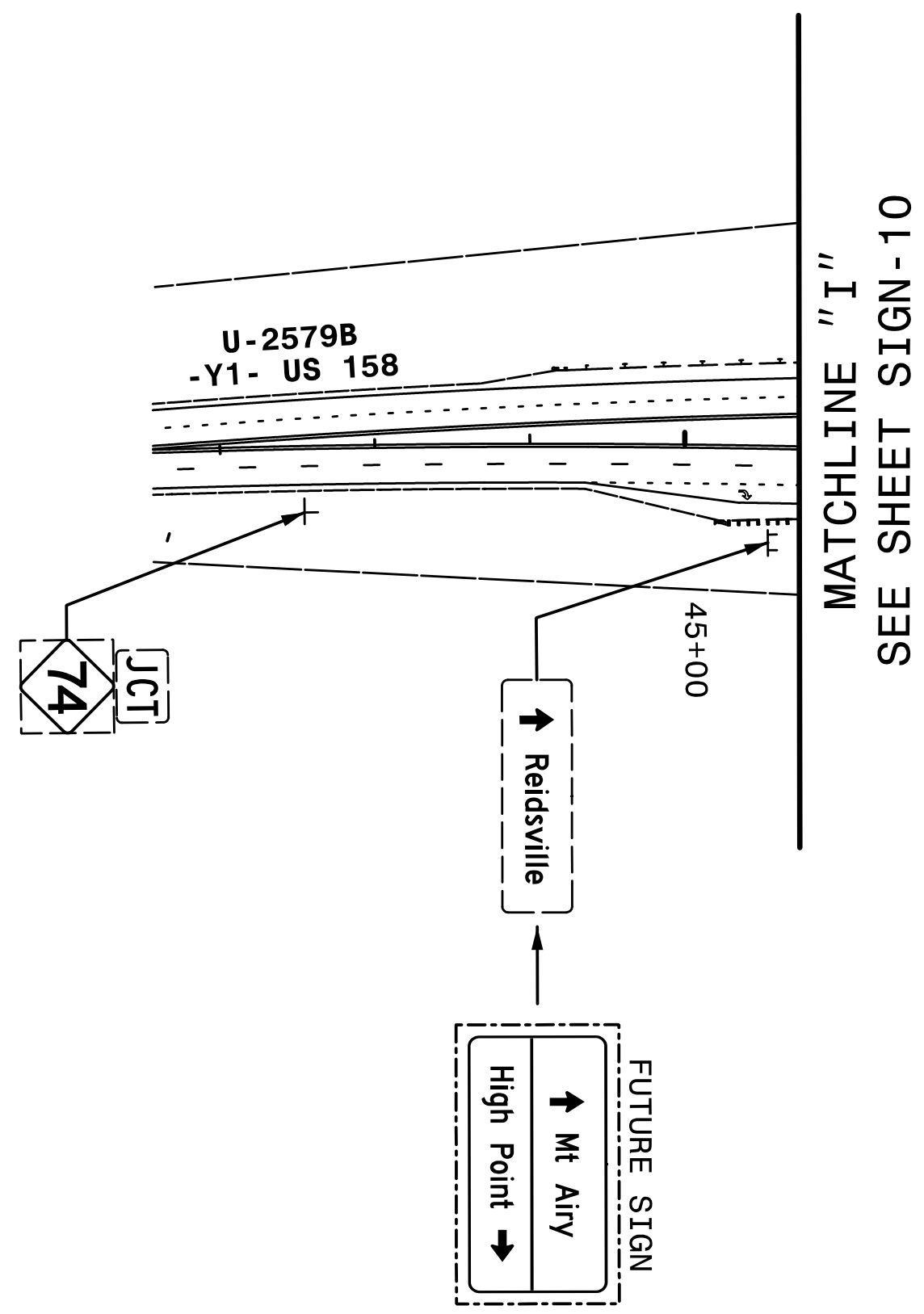
**EXISTING AND PROPOSED SIGNS**  
 -L- STA. 469+00 TO 495+00




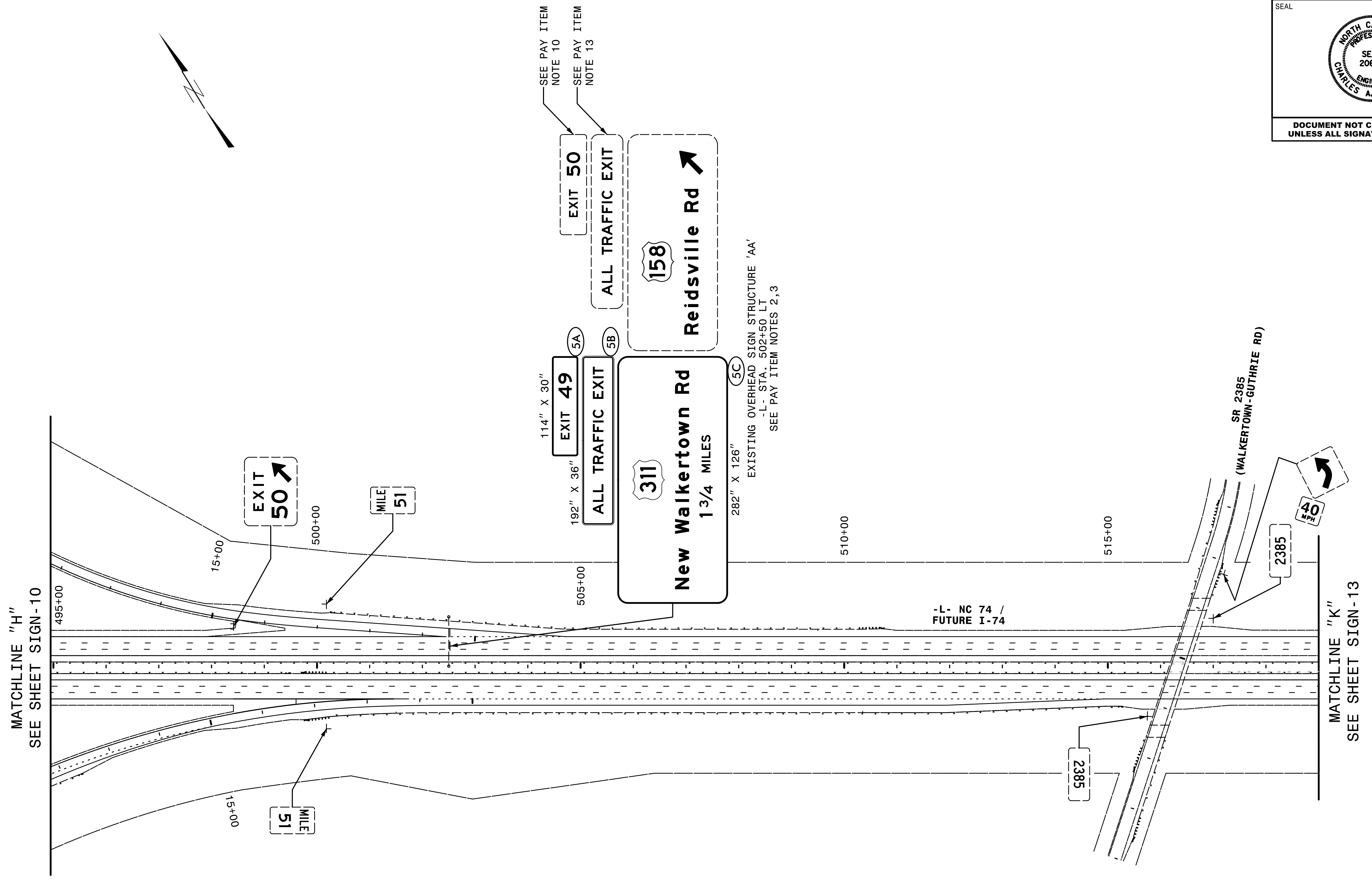
# NO SIGN WORK THIS SHEET



TIP NO. U-2579C	SHEET NO. SIGN-11
APPROVED: <u>Charles A. Johnson, III</u> <small>SEAL 20675</small>	
DATE: 7/5/2017	
SEAL	
DOCUMENT NOT CONSIDERED FINAL UNLESS ALL SIGNATURES COMPLETED	




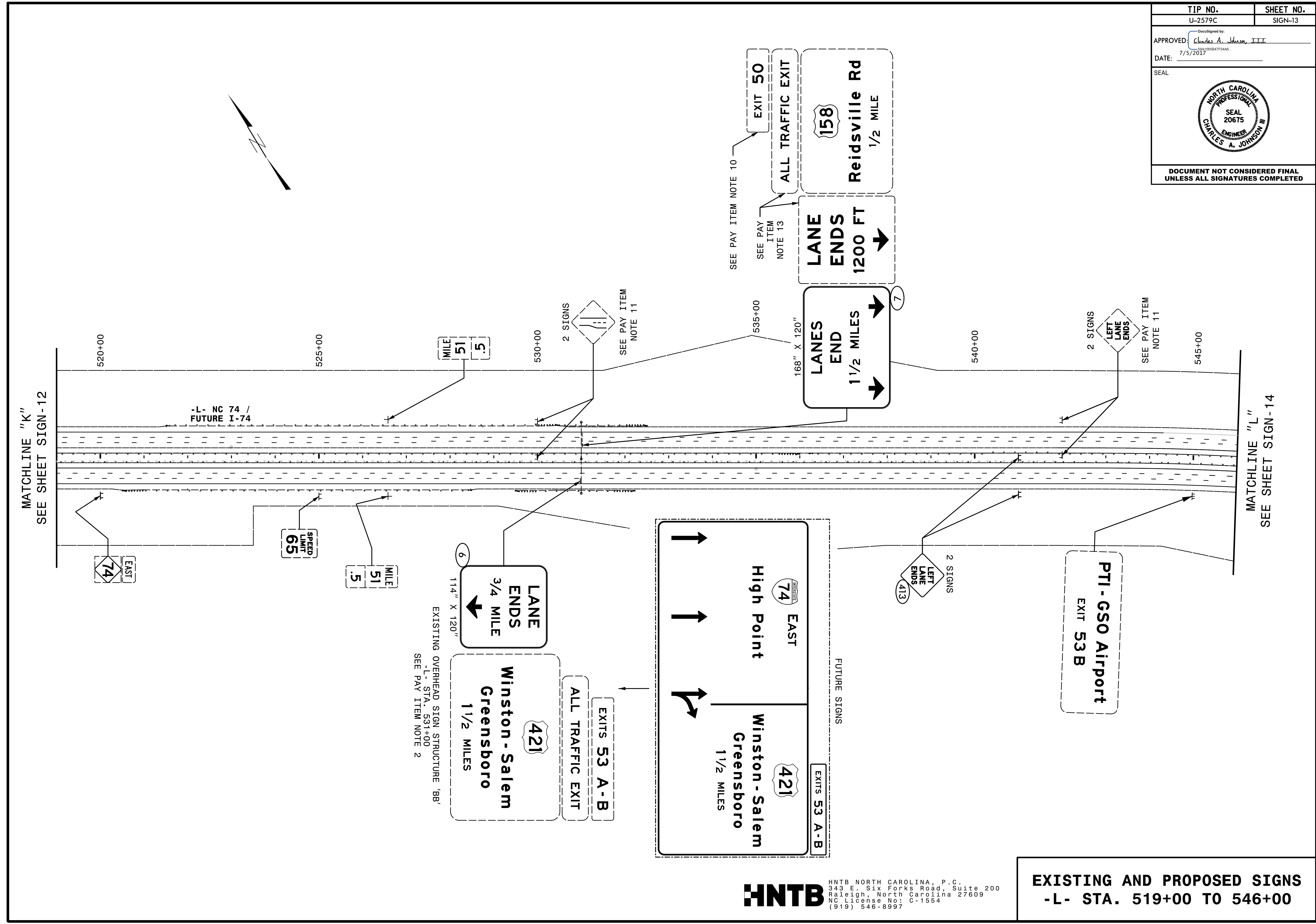
TIP NO. U-2579C	SHEET NO. SIGN-12
APPROVED: <i>Charles A. Johnson, III</i> <small>SEAL 150504770440</small>	
DATE: 7/5/2017	
SEAL	
	
DOCUMENT NOT CONSIDERED FINAL UNLESS ALL SIGNATURES COMPLETED	



**HNTB**  
 HNTB NORTH CAROLINA, P.C.  
 343 E. Six Forks Road, Suite 200  
 Raleigh, North Carolina 27609  
 NC License No: C-1554  
 (919) 546-8997

**EXISTING AND PROPOSED SIGNS**  
 -L- STA. 495+00 TO 519+00


TIP NO. U-2579C	SHEET NO. SIGN-13
APPROVED: <i>Charles A. Johnson, III</i> 7/5/2017	
DATE: 7/5/2017	
SEAL 	
DOCUMENT NOT CONSIDERED FINAL UNLESS ALL SIGNATURES COMPLETED	

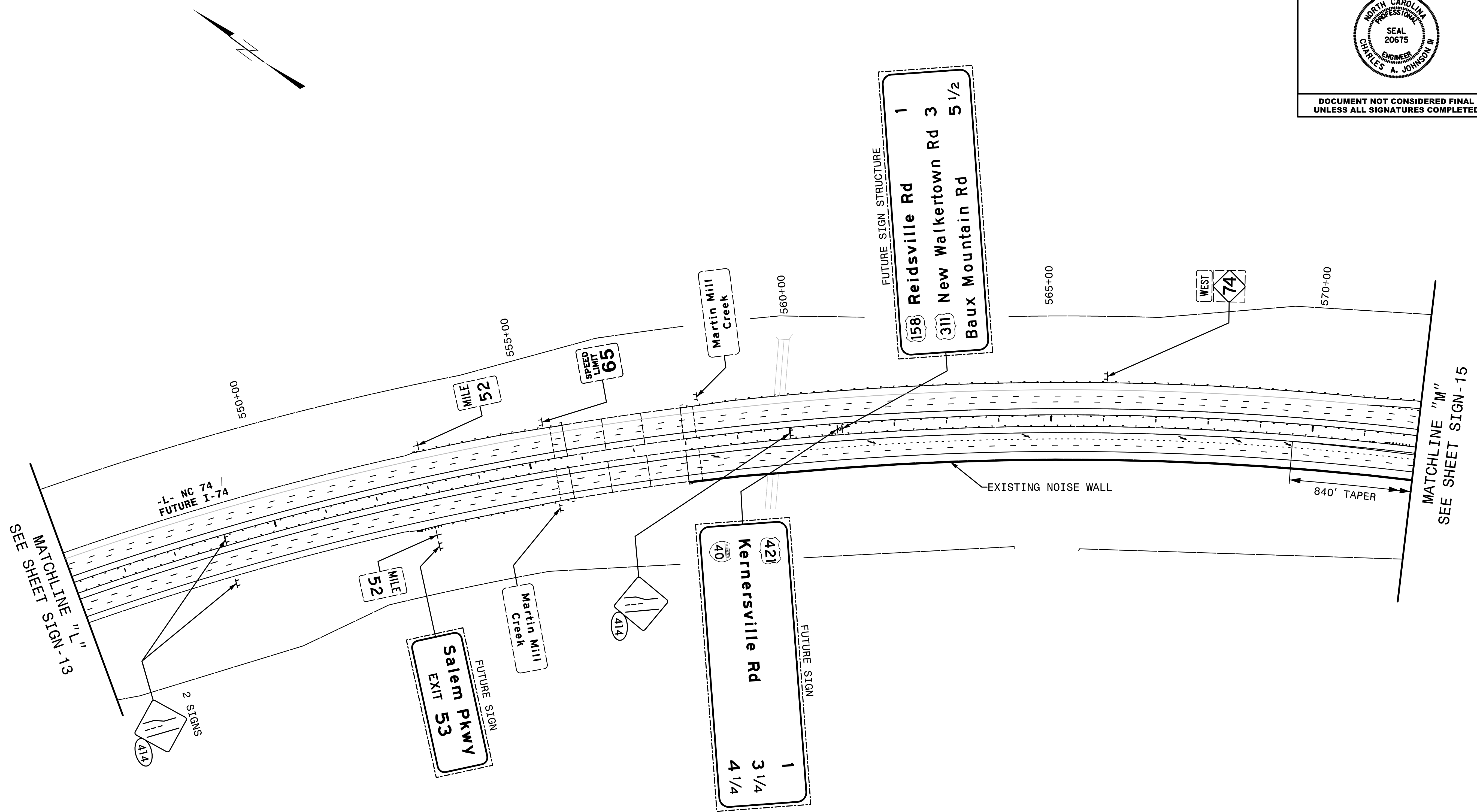


**HNTB**  
 HNTB NORTH CAROLINA, P.C.  
 343 E. Six Forks Road, Suite 200  
 Raleigh, North Carolina 27609  
 NC License No: C-1554  
 (919) 546-8997

**EXISTING AND PROPOSED SIGNS**  
**-L- STA. 519+00 TO 546+00**




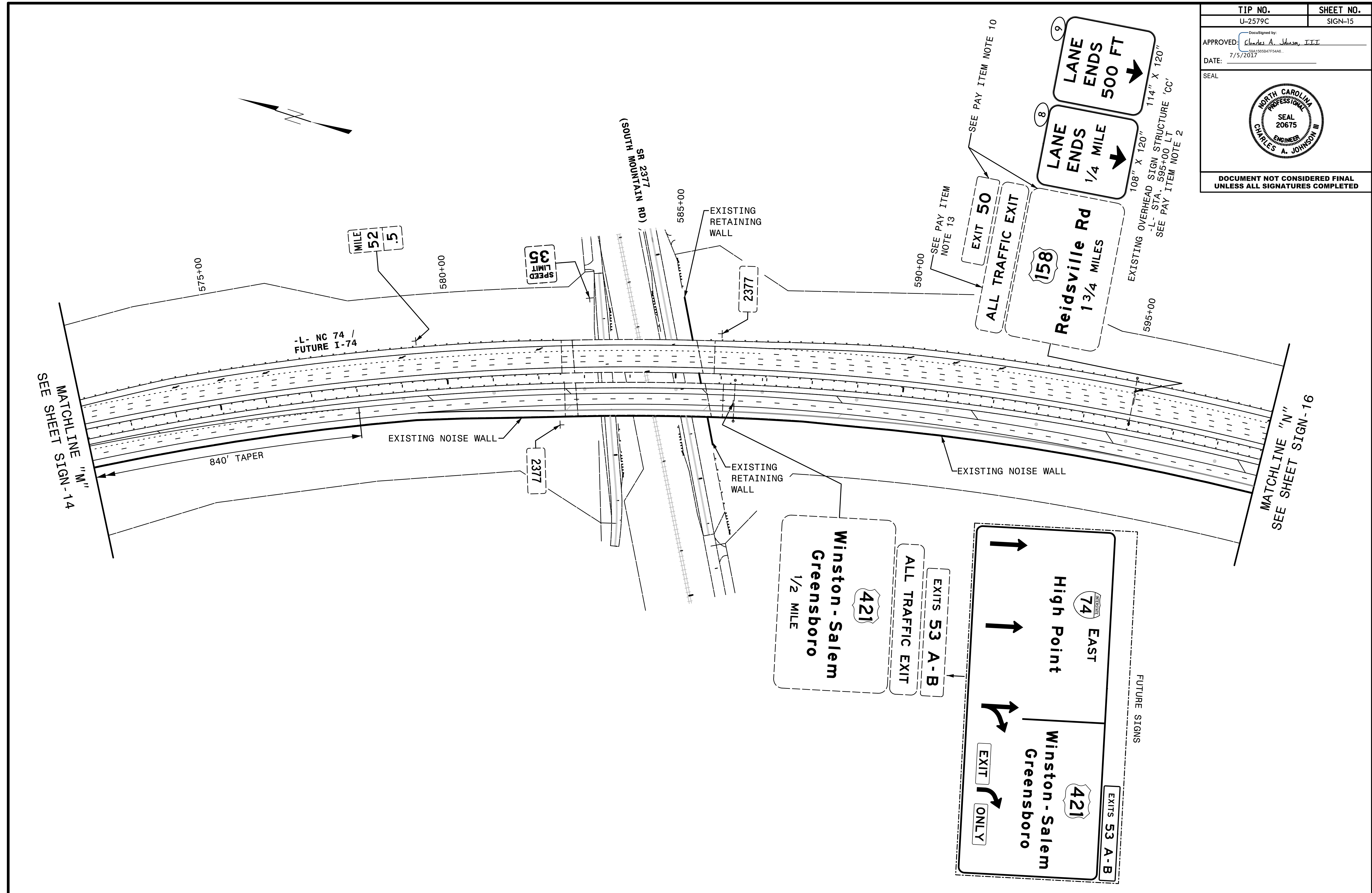
TIP NO. U-2579C	SHEET NO. SIGN-14
APPROVED: <i>Charles A. Johnson, III</i> 7/5/2017	
DATE: 7/5/2017	
SEAL	
	
DOCUMENT NOT CONSIDERED FINAL UNLESS ALL SIGNATURES COMPLETED	



**HNTB**  
 HNTB NORTH CAROLINA, P.C.  
 343 E. Six Forks Road, Suite 200  
 Raleigh, North Carolina 27609  
 NC License No: C-1554  
 (919) 546-8997

**EXISTING AND PROPOSED SIGNS**  
**-L- STA. 546+00 TO 572+00**

TIP NO. U-2579C	SHEET NO. SIGN-15
APPROVED: <i>Charles A. Johnson, III</i> 7/5/2017	
DATE: 7/5/2017	
SEAL 	
DOCUMENT NOT CONSIDERED FINAL UNLESS ALL SIGNATURES COMPLETED	




MATCHLINE "M"  
SEE SHEET SIGN-14

MATCHLINE "N"  
SEE SHEET SIGN-16

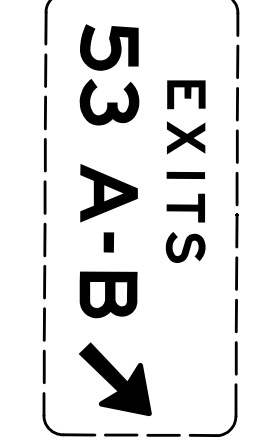
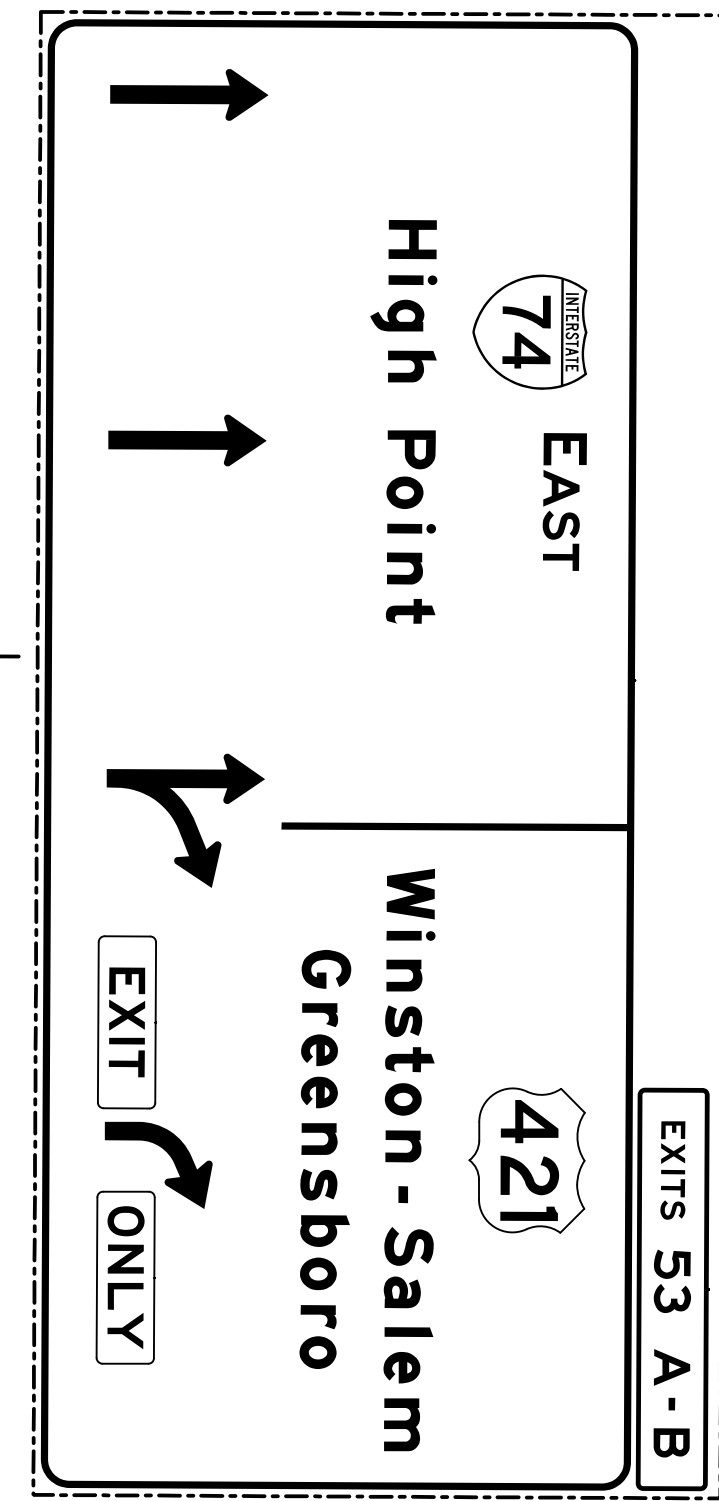
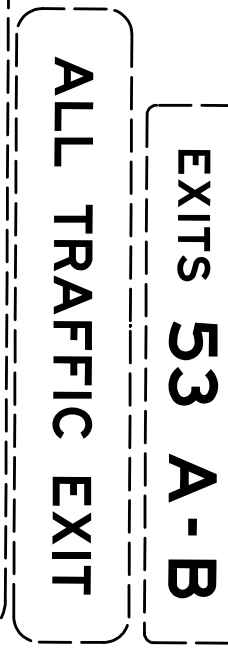
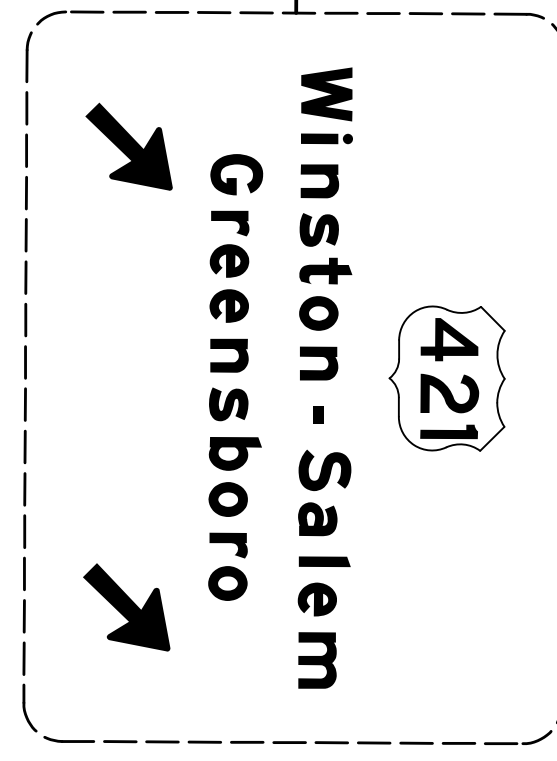
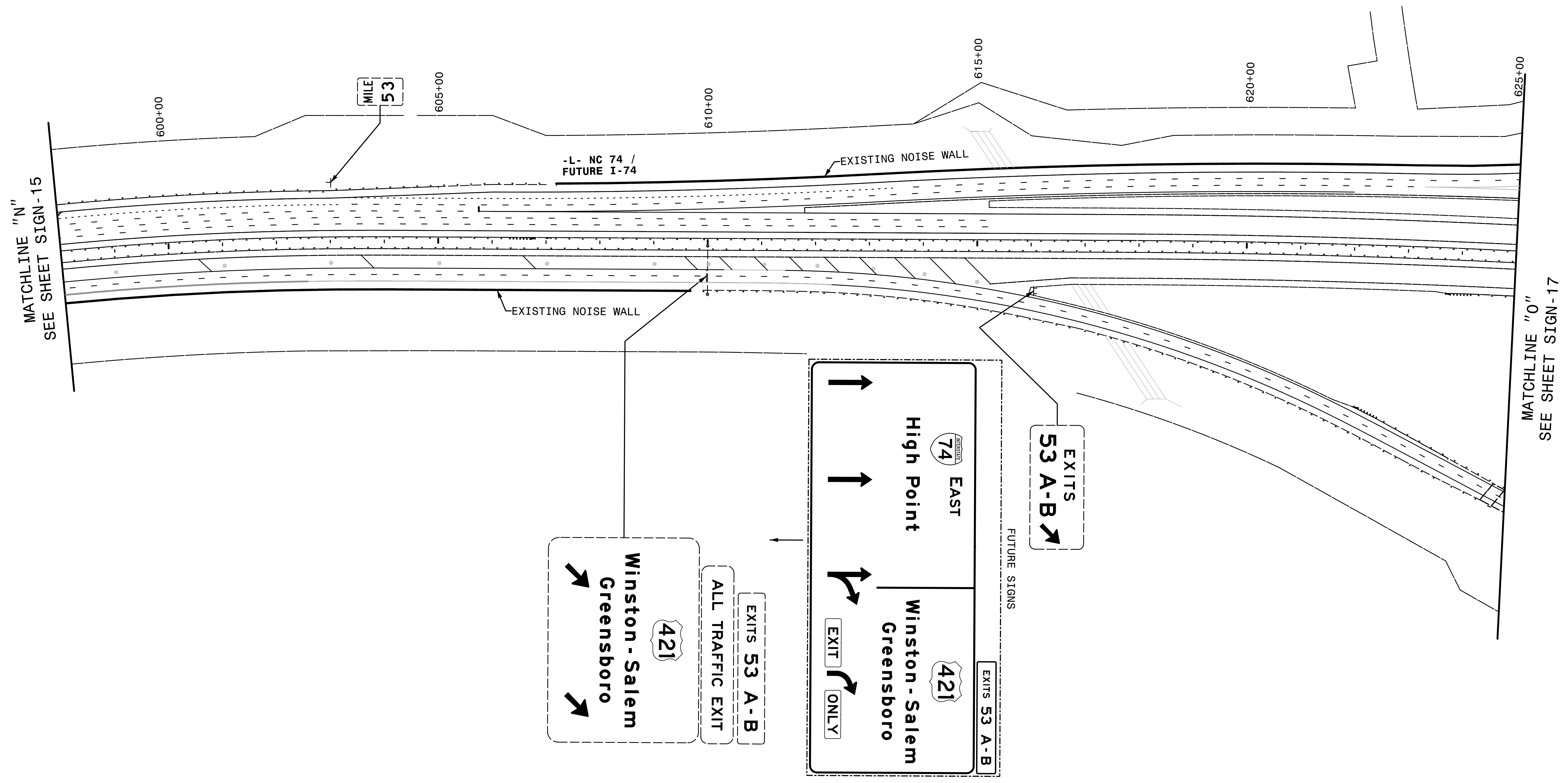
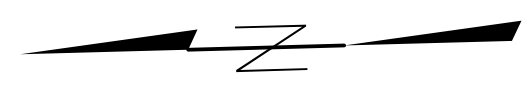
**HNTB**  
 HNTB NORTH CAROLINA, P.C.  
 343 E. Six Forks Road, Suite 200  
 Raleigh, North Carolina 27609  
 NC License No: C-1554  
 (919) 546-8997

**EXISTING AND PROPOSED SIGNS**  
 -L- STA. 572+00 TO 598+00



TIP NO. U-2579C	SHEET NO. SIGN-16
APPROVED: <i>Charles A. Johnson, III</i> 7/5/2017	
DATE: 7/5/2017	
SEAL	
	
DOCUMENT NOT CONSIDERED FINAL UNLESS ALL SIGNATURES COMPLETED	

# NO SIGN WORK THIS SHEET

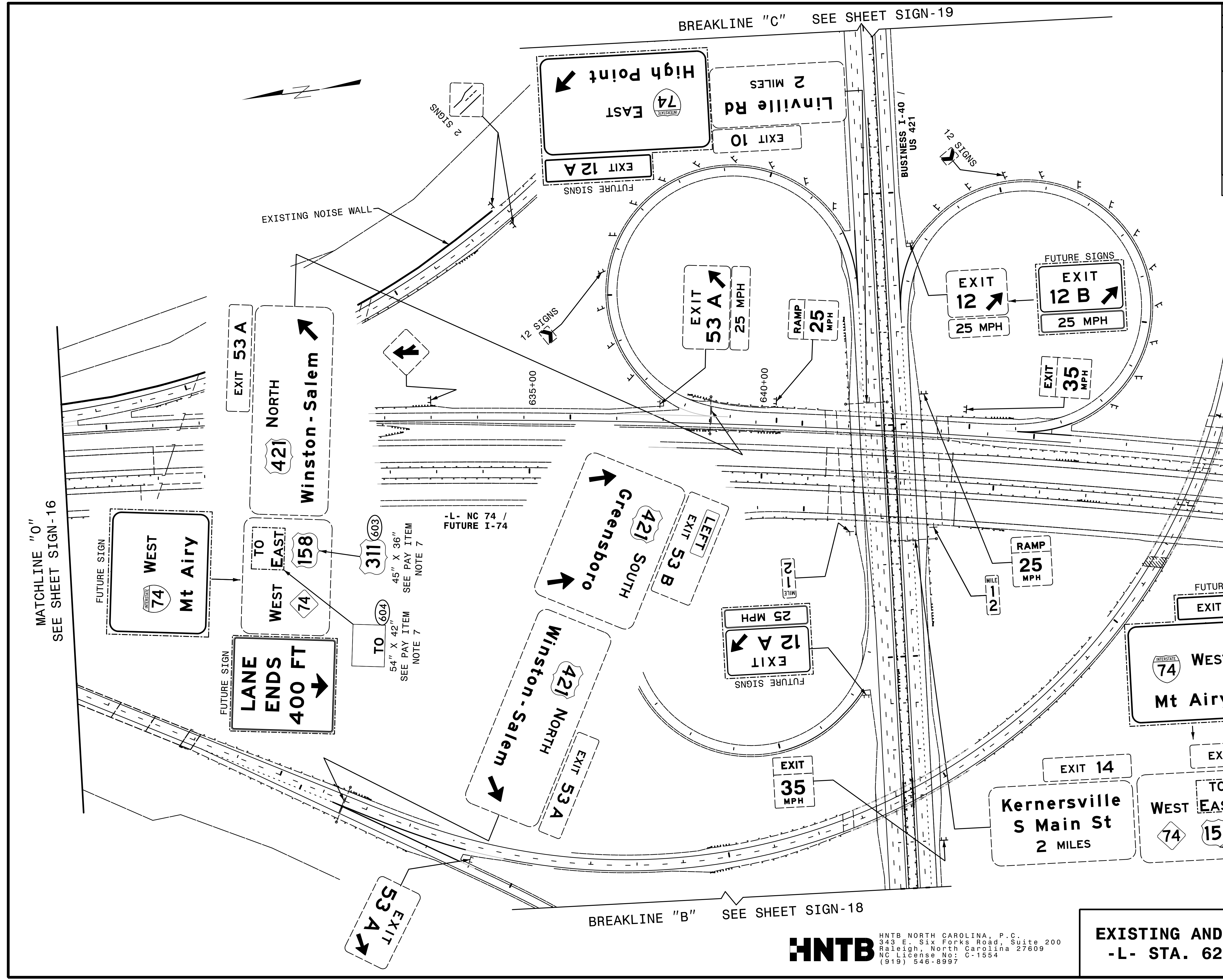


**HNTB**  
 HNTB NORTH CAROLINA, P.C.  
 343 E. Six Forks Road, Suite 200  
 Raleigh, North Carolina 27609  
 NC License No: C-1554  
 (919) 546-8997

**EXISTING AND PROPOSED SIGNS**  
**-L- STA. 598+00 TO 625+00**



TIP NO. U-2579C	SHEET NO. SIGN-17
APPROVED: <i>Charles A. Johnson, III</i> DATE: 7/5/2017	
SEAL	
<b>PRELIMINARY PLANS</b> DO NOT USE FOR CONSTRUCTION <b>95% SUBMITTAL</b> May 30, 2017	
<b>DOCUMENT NOT CONSIDERED FINAL</b> UNLESS ALL SIGNATURES COMPLETED	



MATCHLINE "O" SEE SHEET SIGN-16

BREAKLINE "C" SEE SHEET SIGN-19

BREAKLINE "B" SEE SHEET SIGN-18

TO 604  
54" X 42"  
SEE PAY ITEM  
NOTE 7

TO 603  
45" X 36"  
SEE PAY ITEM  
NOTE 7

-L- NC 74 / FUTURE I-74


**HNTB**  
 HNTB NORTH CAROLINA, P.C.  
 343 E. Six Forks Road, Suite 200  
 Raleigh, North Carolina 27609  
 NC License No: C-1554  
 (919) 546-8997

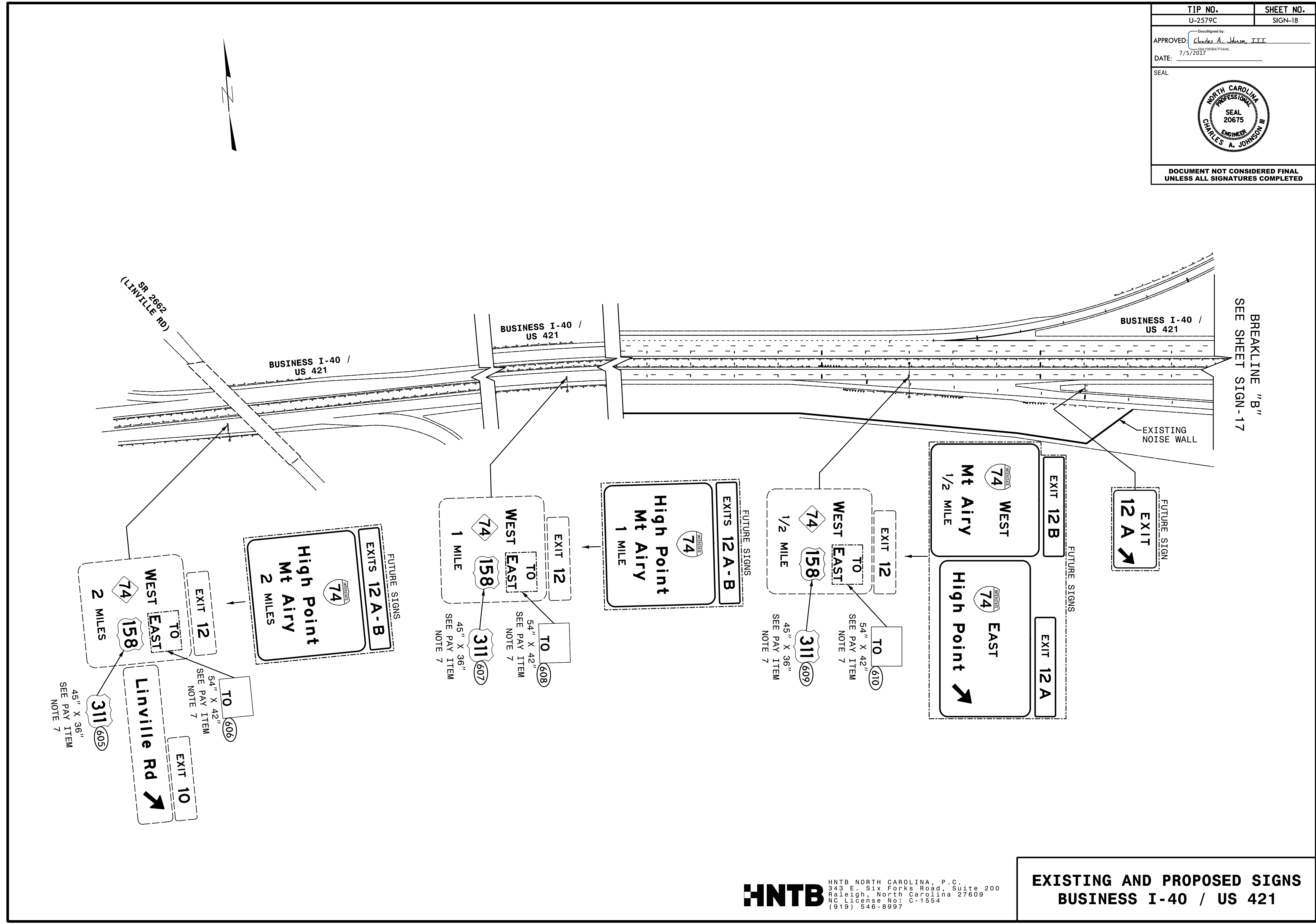
**EXISTING AND PROPOSED SIGNS**  
 -L- STA. 625+00 TO 651+00

TO 602  
54" X 42"  
SEE PAY ITEM  
NOTE 7

TO 601  
45" X 36"  
SEE PAY ITEM  
NOTE 7




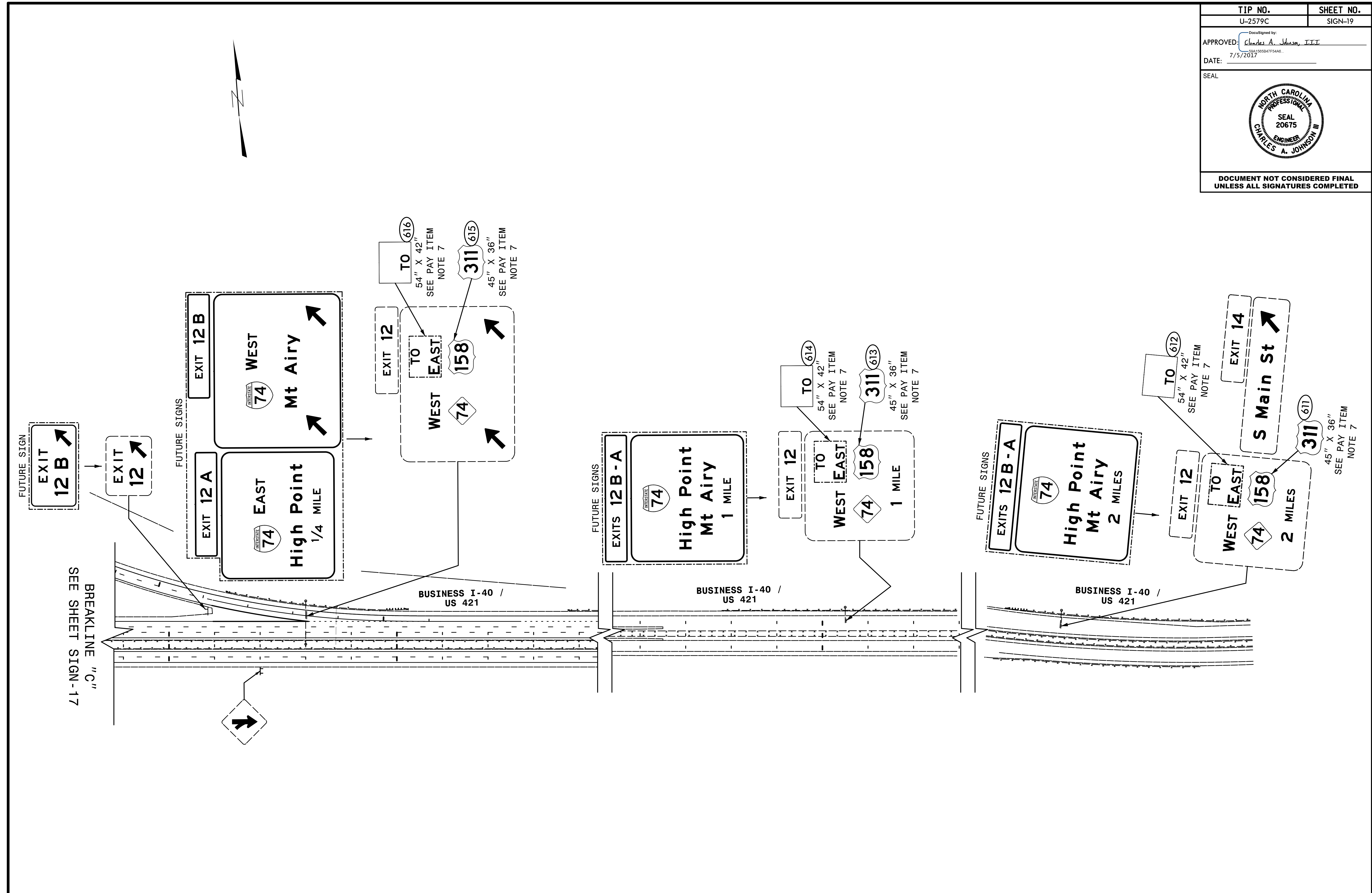
TIP NO. U-2579C	SHEET NO. SIGN-18
APPROVED: <i>Charles A. Johnson, III</i> 7/5/2017	
DATE: 7/5/2017	
SEAL	
	
DOCUMENT NOT CONSIDERED FINAL UNLESS ALL SIGNATURES COMPLETED	



**HNTB**  
 HNTB NORTH CAROLINA, P.C.  
 343 E. Six Forks Road, Suite 200  
 Raleigh, North Carolina 27609  
 NC License No: C-1554  
 (919) 546-8997

**EXISTING AND PROPOSED SIGNS  
 BUSINESS I-40 / US 421**

TIP NO. U-2579C	SHEET NO. SIGN-19
APPROVED: <i>Charles A. Johnson, III</i> 7/5/2017	
DATE: 7/5/2017	
SEAL 	
DOCUMENT NOT CONSIDERED FINAL UNLESS ALL SIGNATURES COMPLETED	



BREAKLINE "C"  
SEE SHEET SIGN-17