PROJECT REFERENCE NO.	SHEET NO.
	Sig.5.0

2018CPT.03.02.10821,Etc.

PHASING DIAGRAM

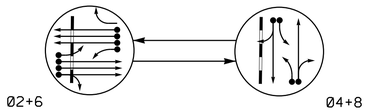

PHASING DIAGRAM DETECTION LEGEND

- DETECTED MOVEMENT
- UNDETECTED MOVEMENT (OVERLAP)
- UNSIGNALIZED MOVEMENT
- PEDESTRIAN MOVEMENT

RAIL PREEMPT PHASES

(High Priority)

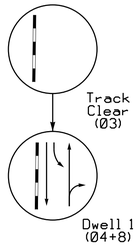

TABLE OF OPERATION

SIGNAL FACE	PHASE 02+6	PHASE 04+8	RR CLEAR	RR DWELL	FLASH
21,22,23	G	R	R	R	Y
41,42	R	G	R	G	R
61,62,63,64,65	G	R	R	R	Y
81,82	R	G	R	G	R
Sign A	OFF	OFF	ON	ON	*
Sign B	OFF	OFF	ON	ON	*

* See Note 5

OASIS 2070 LOOP & DETECTOR INSTALLATION CHART

INDUCTIVE LOOPS					DETECTOR PROGRAMMING							
LOOP	SIZE (FT)	DISTANCE FROM STOPBAR (FT)	TURNS	NEW LOOP	PHASE	CALLING	EXTENSION	FULL TIME DELAY	STRETCH TIME	DELAY TIME	SYSTEM LOOP	NEW CARD
2A	6X40	+5	2-4-2	Y	2	Y	Y	Y	-	3	-	-
2B,2C,2D	6X6	70	5	Y	2	Y	Y	-	-	-	-	-
4A	6X40	+5	2-4-2	Y	4	Y	Y	-	-	3	-	-
4B	6X40	+5	2-4-2	Y	4	Y	Y	-	-	10	-	-
6A	6X40	+5	2-4-2	Y	6	Y	Y	Y	-	3	-	-
6B,6C,6D	6X6	70	3	Y	6	Y	Y	-	-	-	-	-
8A	6X40	+5	2-4-2	Y	8	Y	Y	-	-	3	-	-
8B	6X60	+5	2-4-2	Y	8	Y	Y	-	-	10	-	-

2 Phase
Fully Actuated
w/ Railroad Preemption
US 701 Bus. (Clinton) CLS

NOTES

1. Refer to "Roadway Standard Drawings NCDOT" dated January 2012 and "Standard Specifications for Roads and Structures" dated January 2012.
2. This location contains railroad preemption phasing. Do not program signal for late night flashing operation.
3. Set all detector units to presence mode.
4. Ensure flashing operation does not alter operation of blankout signs.
5. Maximum times shown in timing chart are for free-run operation only. Coordinated signal system timing values supersede these values.
6. Signal system data: Controller Asset # 0177.

OASIS 2070 RR PREEMPT

FUNCTION	PRE 1
Interval 1 – Track Clearance Green	1
Interval 1 – Track Clearance Yellow	3.0
Interval 1 – Track Clearance Red	1.0
Interval 2 – Dwell Green	255
Interval 2 – Dwell Yellow	0.0*
Interval 2 – Dwell Red	0.0*
Interval 5 – Exit Green	1
Interval 5 – Yellow	0.0
Interval 5 – Red	0.0
Exit Phase(s)	2,6
Priority	High
Delay Time	0.0
Min Green Before Pre	1
Ped Clear Before Pre	0
Yellow Clear Before Pre	0.0*
Red Clear Before Pre	0.0*
Dwell Min Time	7
Enable Backup Protection	N
Ped Clear Through Yellow	N
Omit Overlaps	-

* Time defaults to time used for phase during normal operation
This Signal Designed for Simultaneous Preemption

SIGNAL FACE I.D.

All Heads L.E.D.

21,22,23
41,42
61,62,63,64,65
81,82

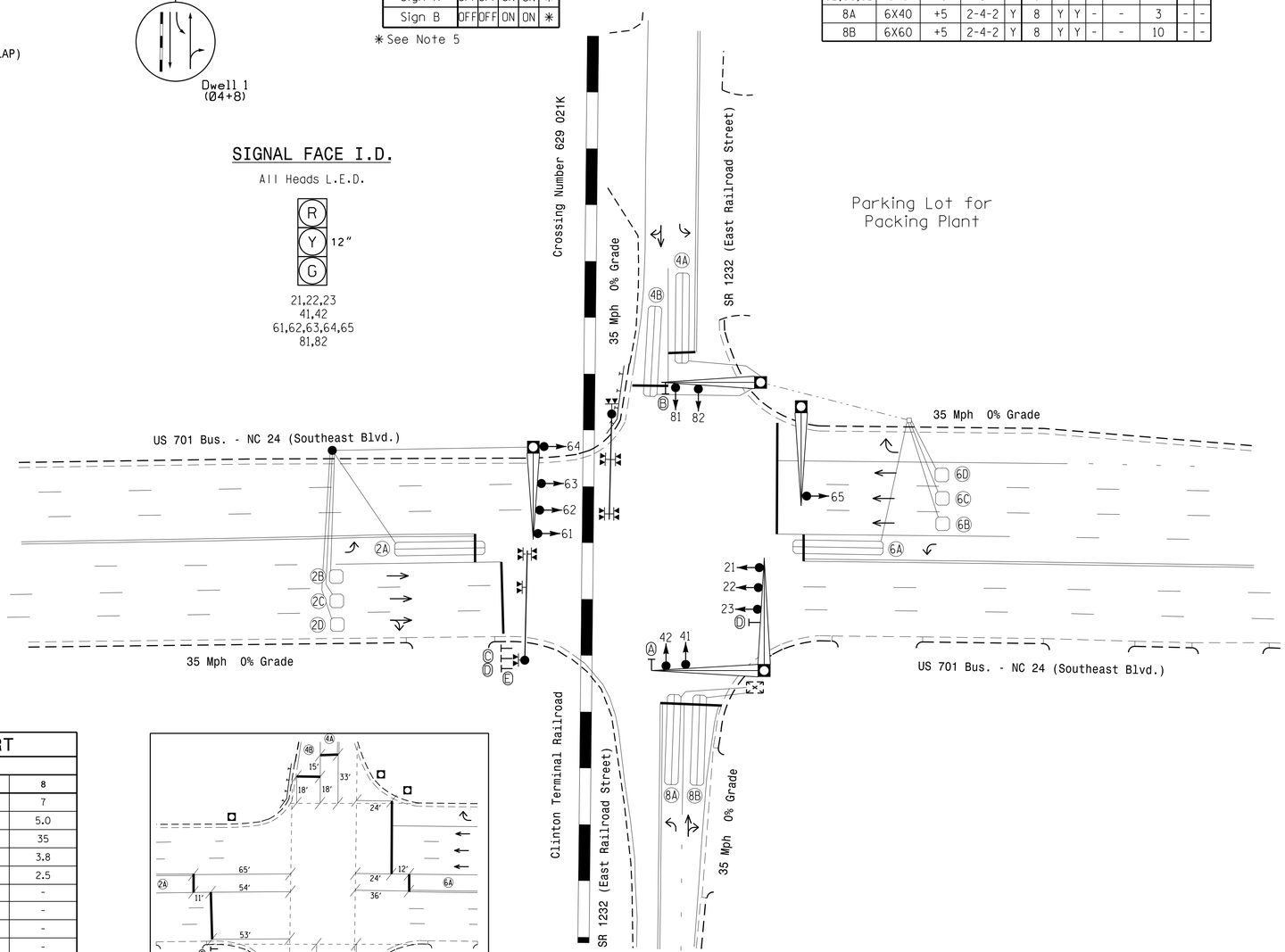

LEGEND

PROPOSED		EXISTING
	Traffic Signal Head	
	Modified Signal Head	N/A
	Sign	
	Pedestrian Signal Head With Push Button & Sign	
	Signal Pole with Guy	
	Signal Pole with Sidewalk Guy	
	Inductive Loop Detector	
	Controller & Cabinet	
	Junction Box	
	2-in Underground Conduit	
N/A	Right of Way	
	Directional Arrow	
A	"NO RIGHT TURN - TRAIN" Fiber Optic Blankout Sign	A
B	"NO LEFT TURN - TRAIN" Fiber Optic Blankout Sign	B
C	"DO NOT STOP ON TRACKS" Sign (R8-8)	C
D	"NO TURN ON RED" Sign (R10-11)	D
E	"STOP HERE ON RED" Sign	E

OASIS 2070 TIMING CHART

FEATURE	PHASE 2	PHASE 4	PHASE 6	PHASE 8
Min Green 1 *	10	7	10	7
Extension 1 *	3.0	5.0	3.0	5.0
Max Green 1 *	45	35	45	35
Yellow Clearance	3.8	3.8	3.8	3.8
Red Clearance	2.7	2.5	2.0	2.5
Walk 1 *	-	-	-	-
Don't Walk 1	-	-	-	-
Seconds Per Actuation *	-	-	-	-
Max Variable Initial *	-	-	-	-
Time Before Reduction *	-	-	-	-
Time To Reduce *	-	-	-	-
Minimum Gap	-	-	-	-
Recall Mode	MIN RECALL	-	MIN RECALL	-
Vehicle Call Memory	YELLOW	-	YELLOW	-
Dual Entry	-	ON	-	ON
Simultaneous Gap	ON	ON	ON	ON

* These values may be field adjusted. Do not adjust Min Green and Extension times for phases 2 and 6 lower than what is shown. Min Green for all other phases should not be lower than 4 seconds.

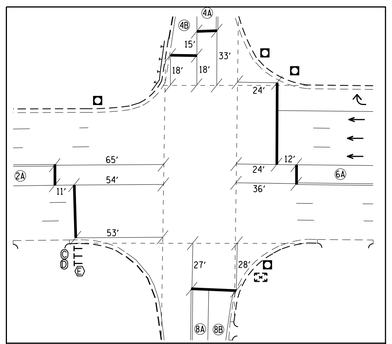

Proposed Stopbar Locations

Signal Upgrade

Prepared In the Offices of:
Transportation Mobility and Safety Division
Signal Design Section
750 N.Greenfield Pkwy,Garner,NC 27529

US 701 Bus. / NC 24
(Southeast Blvd.)
at
SR 1232 (East Railroad Street)

Division 3 Sampson County Clinton

PLAN DATE:	March 2017	REVIEWED BY:	JPG
PREPARED BY:	Jeff Spence	REVIEWED BY:	

SCALE 0 30 1"=30'

REVISIONS	INIT.	DATE

DOCUMENT NOT CONSIDERED FINAL UNLESS ALL SIGNATURES COMPLETED

SEAL
NORTH CAROLINA PROFESSIONAL SEAL 029904 ENGINEER JASON P. GALLOWAY

DocuSigned by: Jason P. Galloway 5/9/2017
F700EA704818410... DATE

SIG. INVENTORY NO. 03-0177

09-MAY-2017 10:51
S:\TrafficSignal\TS Signals\Signal Design Section\Eastern Region\Div-03\03-0177\03030177_sig_dsn_2017mod1.dgn
jrspence