

**This electronic collection of documents is provided
for the convenience of the user
and is Not a Certified Document –**

**The documents contained herein were originally issued
and sealed by the individuals whose names and license
numbers appear on each page, on the dates appearing
with their signature on that page.**

**This file or an individual page
shall not be considered a certified document.**

STATE OF NORTH CAROLINA
DEPARTMENT OF TRANSPORTATION

SIGNING PLAN
ROCKINGHAM COUNTY

LOCATION: BRIDGE NO. 85 OVER NORFOLK SOUTHERN RAILROAD
ON SR 2000 (MIZPAH CHURCH ROAD)

PROJECT REFERENCE NO. B-4964	SHEET NO. SIGN-1
DESIGNED BY: APPROVED: <i>Renee Roach</i> B3C9C877CF48400	
DATE: 5/16/2017 9:46 AM EDT	
SEAL 	
DOCUMENT NOT CONSIDERED FINAL UNLESS ALL SIGNATURES COMPLETED	

T.I.P.: B-4964

CONTRACT: C203945

GENERAL NOTES





- . SIGNS FURNISHED BY CONTRACTOR
- . IF REMOVAL OR RELOCATION OF SIGNS ON PRIVATE STREET (NON-STATE MAINTAINED) IS REQUIRED DUE TO CONSTRUCTION, THE CONTRACTOR SHALL INFORM THE ENGINEER. THE WORK WILL BE COMPLETED BY OTHERS.
- . WHEN NOT STATIONED OR DIMENSIONED ON PLANS, ALL 'E' AND 'F' SIGNS SHALL BE FIELD LOCATED BY THE ENGINEER
- . ALL EXISTING SIGNS ON "U" CHANNEL POST WITHIN THE PROJECT LIMITS SHALL BE REMOVED AND DISPOSED OF UNLESS OTHERWISE NOTED ON PLANS.
- . WHEN EXISTING SIGNS ARE REMOVED AND INSTALLED ON NEW SUPPORTS, THE RE-ERECTION SHALL IMMEDIATELY FOLLOW THE REMOVAL.
- . THE BACKGROUND FOR TYPE E & F SIGNS SHALL BE TYPE C REFLECTIVE SHEETING.
- . SEE ROADWAY PLANS FOR GUARD/GUIDE RAIL DETAILS.

ROADWAY STANDARD DRAWING

THE FOLLOWING ROADWAY STANDARDS AS APPEAR IN "ROADWAY STANDARD DRAWINGS" - PROJECT SERVICES UNIT - N.C. DEPARTMENT OF TRANSPORTATION - RALEIGH, N.C., DATED JANUARY 2012 ARE APPLICABLE TO THIS PROJECT AND BY REFERENCE HEREBY ARE CONSIDERED A PART OF THESE PLANS:

STD. NO.	TITLE
904.10	ORIENTATION OF GROUND MOUNTED SIGNS
904.50	MOUNTING OF TYPE 'D', 'E' AND 'F' SIGNS ON 'U' CHANNEL POSTS

E-SIGNS


<p>401 QUANTITY REQ'D <u>1</u></p>  <p>30 X 30 W1-2R</p> <p>ONE "U" POST PER SIGN</p>	<p>402 QUANTITY REQ'D <u>1</u></p>  <p>30 X 30 W1-4L</p> <p>ONE "U" POSTS PER SIGN</p>
<p>403 QUANTITY REQ'D <u>3</u></p>  <p>18 X 24 W1-8R</p> <p>ONE "U" POST PER SIGN</p>	<p>404 QUANTITY REQ'D <u>3</u></p>  <p>18 X 24 W1-8L</p> <p>ONE "U" POST PER SIGN</p>

SUMMARY OF QUANTITIES

ITEM NO.		ITEM DESCRIPTION	QUANTITY	UNIT
DESC. NO.	SECT. NO.			
4025000000	901	CONTRACTOR FURNISHED, TYPE E SIGN	30.5	S.F.
4072000000	903	SUPPORTS, 3 LB STEEL U-CHANNEL	104	L.F.
4102000000	904	SIGN ERECTION, TYPE E	8	EA.
4155000000	907	DISPOSAL OF SIGN SYSTEM, U-CHANNEL	16	EA.

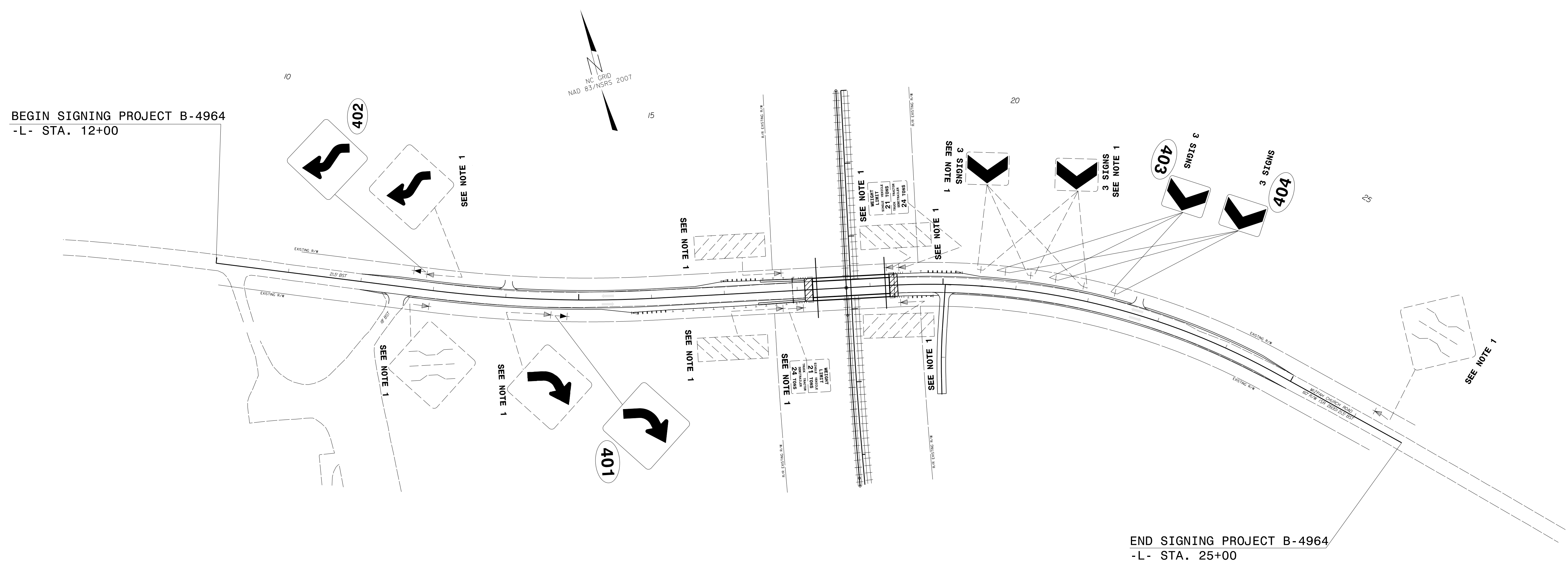
PLAN PREPARED BY: N.C.D.O.T. SIGNING AND DELINEATION UNIT

K. JORDAN SIGNING & DELINEATION REGIONAL ENGINEER
A. KIDD SIGNING & DELINEATION PROJECT DESIGN ENGINEER



INDEX

SHEET NO.	DESCRIPTION
SIGN-1	TITLE SHEET, SIGN DESIGN, E-SIGNS, & NOTES
SIGN-2	SIGN DETAIL SHEET



PROJECT NOTES

- | | |
|---|------------------------------------|
| 1 | DISPOSAL OF SIGN SYSTEM, U-CHANNEL |
|---|------------------------------------|

SIGN DETAIL SHEET

5/12/2017 P:\Projects-B\B4964\Traffic\Signing\CADD\Signing Layout Plans\B-4964 TITLE SEED.dgn
 Jserford