

STATE OF NORTH CAROLINA
DEPARTMENT OF TRANSPORTATION

SIGNING PLAN
ROCKINGHAM COUNTY

LOCATION: BRIDGE NO. 85 OVER NORFOLK SOUTHERN RAILROAD
ON SR 2000 (MIZPAH CHURCH ROAD)

PROJECT REFERENCE NO. B-4964	SHEET NO. SIGN-1
APPROVED: <i>Renee Roach</i> B3C9C877CF48400	
DATE: 5/16/2017 9:46 AM EDT	
SEAL 	
DOCUMENT NOT CONSIDERED FINAL UNLESS ALL SIGNATURES COMPLETED	

T.I.P.: B-4964

CONTRACT: C203945

GENERAL NOTES





- . SIGNS FURNISHED BY CONTRACTOR
- . IF REMOVAL OR RELOCATION OF SIGNS ON PRIVATE STREET (NON-STATE MAINTAINED) IS REQUIRED DUE TO CONSTRUCTION, THE CONTRACTOR SHALL INFORM THE ENGINEER. THE WORK WILL BE COMPLETED BY OTHERS.
- . WHEN NOT STATIONED OR DIMENSIONED ON PLANS, ALL 'E' AND 'F' SIGNS SHALL BE FIELD LOCATED BY THE ENGINEER
- . ALL EXISTING SIGNS ON "U" CHANNEL POST WITHIN THE PROJECT LIMITS SHALL BE REMOVED AND DISPOSED OF UNLESS OTHERWISE NOTED ON PLANS.
- . WHEN EXISTING SIGNS ARE REMOVED AND INSTALLED ON NEW SUPPORTS, THE RE-ERECTION SHALL IMMEDIATELY FOLLOW THE REMOVAL.
- . THE BACKGROUND FOR TYPE E & F SIGNS SHALL BE TYPE C REFLECTIVE SHEETING.
- . SEE ROADWAY PLANS FOR GUARD/GUIDE RAIL DETAILS.

ROADWAY STANDARD DRAWING

THE FOLLOWING ROADWAY STANDARDS AS APPEAR IN "ROADWAY STANDARD DRAWINGS" - PROJECT SERVICES UNIT - N.C. DEPARTMENT OF TRANSPORTATION - RALEIGH, N.C., DATED JANUARY 2012 ARE APPLICABLE TO THIS PROJECT AND BY REFERENCE HEREBY ARE CONSIDERED A PART OF THESE PLANS:

STD. NO.	TITLE
904.10	ORIENTATION OF GROUND MOUNTED SIGNS
904.50	MOUNTING OF TYPE 'D', 'E' AND 'F' SIGNS ON 'U' CHANNEL POSTS

E-SIGNS


<p>401 QUANTITY REQ'D <u>1</u></p>  <p>30 X 30 W1-2R</p> <p>ONE "U" POST PER SIGN</p>	<p>402 QUANTITY REQ'D <u>1</u></p>  <p>30 X 30 W1-4L</p> <p>ONE "U" POSTS PER SIGN</p>
<p>403 QUANTITY REQ'D <u>3</u></p>  <p>18 X 24 W1-8R</p> <p>ONE "U" POST PER SIGN</p>	<p>404 QUANTITY REQ'D <u>3</u></p>  <p>18 X 24 W1-8L</p> <p>ONE "U" POST PER SIGN</p>

SUMMARY OF QUANTITIES

ITEM NO.	DESC. NO.	SECT. NO.	ITEM DESCRIPTION	QUANTITY	UNIT
4025000000	901		CONTRACTOR FURNISHED, TYPE E SIGN	30.5	S.F.
4072000000	903		SUPPORTS, 3 LB STEEL U-CHANNEL	104	L.F.
4102000000	904		SIGN ERECTION, TYPE E	8	EA.
4155000000	907		DISPOSAL OF SIGN SYSTEM, U-CHANNEL	16	EA.

PLAN PREPARED BY: N.C.D.O.T. SIGNING AND DELINEATION UNIT

K. JORDAN SIGNING & DELINEATION REGIONAL ENGINEER
A. KIDD SIGNING & DELINEATION PROJECT DESIGN ENGINEER



INDEX

SHEET NO.	DESCRIPTION
SIGN-1	TITLE SHEET, SIGN DESIGN, E-SIGNS, & NOTES
SIGN-2	SIGN DETAIL SHEET