

STATE OF NORTH CAROLINA
DEPT. OF TRANSPORTATION
DIVISION OF HIGHWAYS
RALEIGH, N.C.

4-16

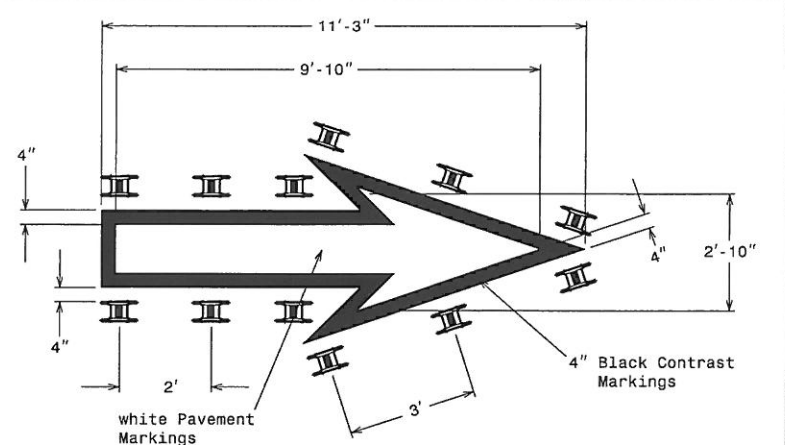
ENGLISH DETAIL DRAWING FOR
PAVEMENT MARKINGS
WRONG WAY RAMP ARROW
TWO-LANE EXIT RAMP AT MULTI-LANE APPROACH

STATE OF NORTH CAROLINA
DEPT. OF TRANSPORTATION
DIVISION OF HIGHWAYS
RALEIGH, N.C.

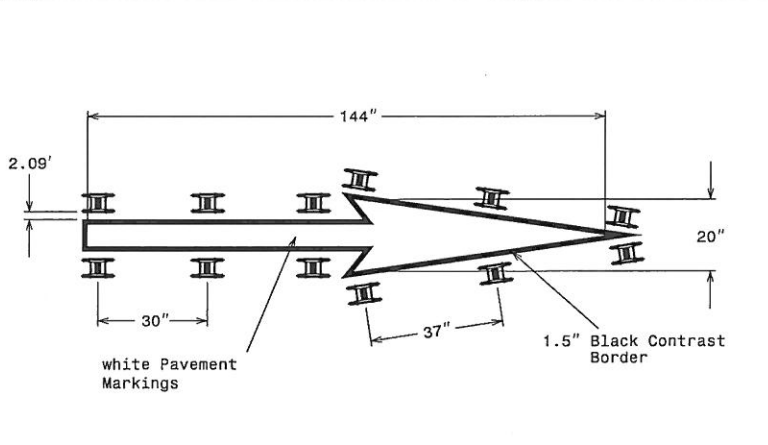
4-16

ENGLISH DETAIL DRAWING FOR
PAVEMENT MARKINGS
WRONG WAY RAMP ARROW
TWO-LANE EXIT RAMP AT MULTI-LANE APPROACH

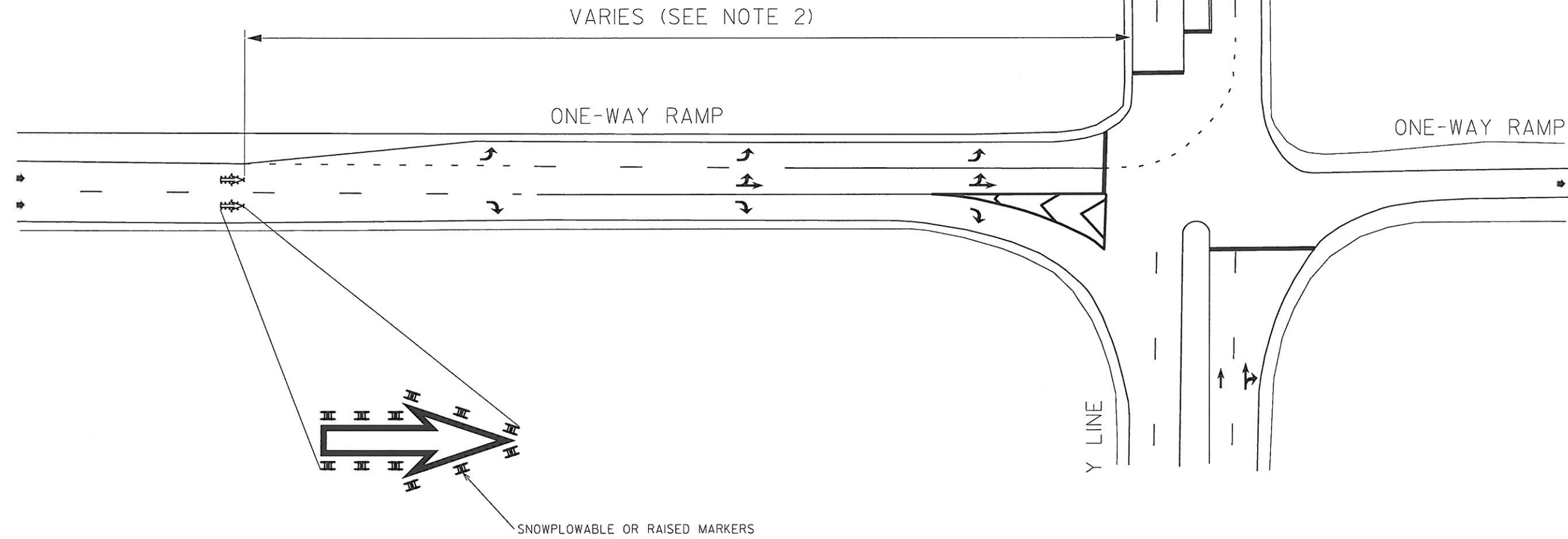
CONCRETE TREATMENT



Heated-In-Placed Thermoplastic



Cold Applied Plastic



- NOTES:
- 1) PAVEMENT MARKINGS SHALL BE INSTALLED ON CONCRETE SURFACES ONLY.
 - 2) PLACEMENT OF WRONG-WAY RAMP ARROW VARIES AND SHOULD BE LOCATED JUST BEFORE THE MULTI-LANE APPROACH.
 - 3) INSTALL MARKERS, SNOWPLOWABLE OR RAISED, IN ACCORDANCE TO THE DETAILS ON THIS SHEET.
 - 4) MARKING SHALL BE WHITE HEATED-IN-PLACED THERMOPLASTIC WITH 4 INCH BLACK CONTRAST BORDER OR COLD APPLIED PLASTIC WITH 1.5 INCH BLACK CONTRAST BORDER.

LEGEND

- ➡ DIRECTION OF TRAFFIC FLOW
- ↔ PAVEMENT MARKING SYMBOLS