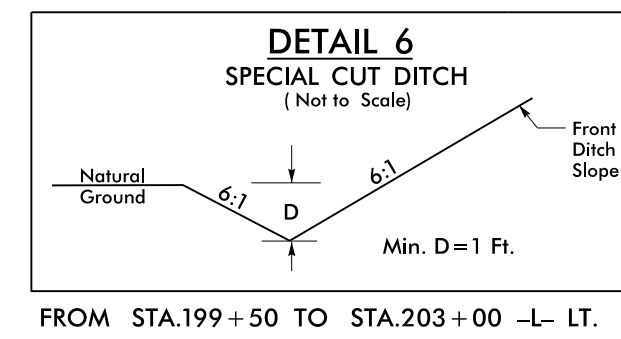


PROJECT REFERENCE NO.	SHEET NO.
U-5796	EC-12/CONST.6
R/W SHEET NO.	
ROADWAY DESIGN ENGINEER	HYDRAULICS ENGINEER



LINDA H. MCBRIDE
DB 1890 PG 246

38 x 18 x 3
ID 6.11

44 x 22 x 3
1.5 inch Skimmer
with 0.875 inch
Orifice Diameter
4 ft. weir
ID 6.13

MACON MASSEY, et als
DB 1385 PG 557

32 x 16 x 3
weir
ID 6.01

42 x 21 x 3
ID 6.03

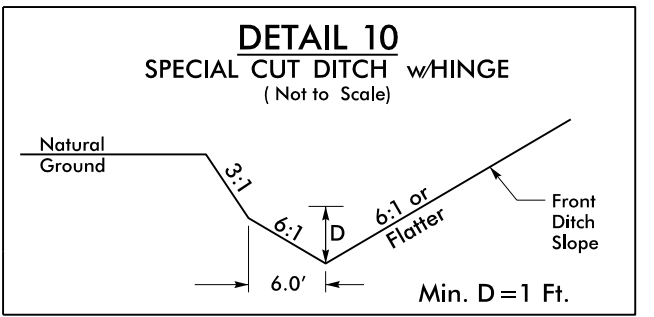
40 x 20 x 2
ID 6.02

44 x 18 x 3
ID 6.05

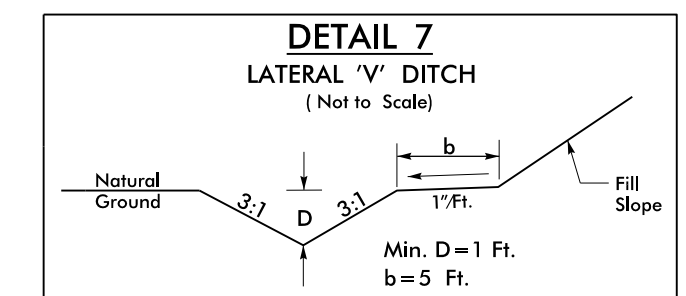
50 x 20 x 3
ID 6.08

44 x 20 x 3
ID 6.09

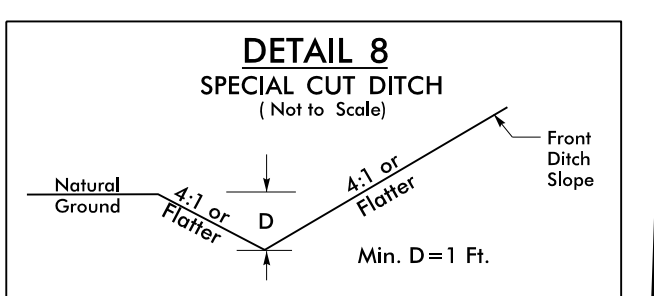
46 x 23 x 3
ID 6.10



FROM STA.0+00 TO STA.5+40 -RP- D LT.
STA.211+12.08 TO STA.214+50 -L- RT.



FROM STA.9+50 TO STA.12+00 -RP- D LT.



FROM STA.7+50 TO STA.9+50 -RP- D LT.

REVISIONS

\$\$\$\$\$CUSTOMER\$\$\$\$\$
\$\$\$\$\$DESIGNER\$\$\$\$\$
\$\$\$\$\$SUBMITTER\$\$\$\$\$

